

BlackRock

Celebrating

40
years

Charting new paths

Seeking a systematic edge in treasury markets



FOR PROFESSIONAL, INSTITUTIONAL, QUALIFIED, WHOLESALE INVESTORS AND PERMITTED, PROFESSIONAL AND QUALIFIED CLIENT USE ONLY – NOT FOR PUBLIC DISTRIBUTION (PLEASE READ IMPORTANT DISCLOSURES)

Summary

■ Challenging conventional wisdom

A common misconception among investors is that there are minimal opportunities to generate alpha within a U.S. Treasury benchmark without taking large interest rate bets or out-of-benchmark exposures. However, a systematic approach can offer an alternative by identifying alpha opportunities through “within-benchmark” security selection.

■ A systematic approach

A systematic approach to Treasury investments involves identifying daily mispricing across all bonds in the investible universe. This approach uses proprietary yield curves to compute a fair value price for each treasury bond. The difference between the fair value price and the market price presents opportunities to generate alpha without taking out-of-benchmark exposures.

■ Finding the alpha opportunity in yield differences

In our research, three main factors contribute to the difference between fair value price and market price: the cost of leverage, bond specific idiosyncratic situations, and episodic market technicals. These factors create opportunities for investors to generate incremental alpha over time by exploiting relative value dislocations.

Authors



Raffaele Savi
Global Head of
BlackRock
Systematic



Tom Parker
Chief Investment
Officer Systematic
Fixed Income



Gordon Readey
Strategist,
Systematic Fixed
Income



Vish Acharya
Portfolio Manager,
Systematic Fixed
Income

Uncovering the hidden alpha in treasuries

The U.S. Treasury market is the largest and most liquid bond market on the planet, with an estimated \$30 trillion USD in global capital and an average of \$900 billion USD in daily transactions.¹ It also has a notably diverse investor base across U.S. and non-U.S. pensions, insurance companies, official institutions (including central banks), and retail buyers.

Many investors adhering to the efficient markets hypothesis believe there are minimal opportunities to generate alpha within a U.S. Treasury benchmark unless managers take significant interest rate bets or out-of-benchmark exposures. This belief often contradicts the intended purpose of U.S. Treasury allocations in client portfolios, where consistent interest rate exposure is sought to act as ballast against adverse shocks to equity holdings or to hedge pension liabilities.

For many clients, U.S. Treasury allocations are meant to provide liquidity, making it counterintuitive to tilt into less liquid and lower-quality sectors for extra carry. Consequently, many clients opt for an index tracking strategy for their U.S. Treasury allocations, offering consistent interest rate exposure, robust liquidity, and lower implementation cost. However, this approach can significantly limit alpha potential.

For investors seeking higher returns, a systematic, data-driven approach offers an alternative. This approach aims to generate consistent, risk-adjusted alpha within government bond allocations without taking “out-of-benchmark” exposures or “risky” bets.

Over the past decade, the bond market has gone through significant modernization. The alpha opportunity for bottom-up security selection within fixed income has

notably increased as the bond market has shifted away from traditional voice trading to electronic trading. This transition toward electronic trading and portfolio trading is unlocking a broader universe of securities that can be traded on a systematic basis. Consequently, systematic fixed income investors can leverage technology to capitalize on faster moving markets with greater breadth of tradeable issues.

Identifying overlooked opportunities in yield differences

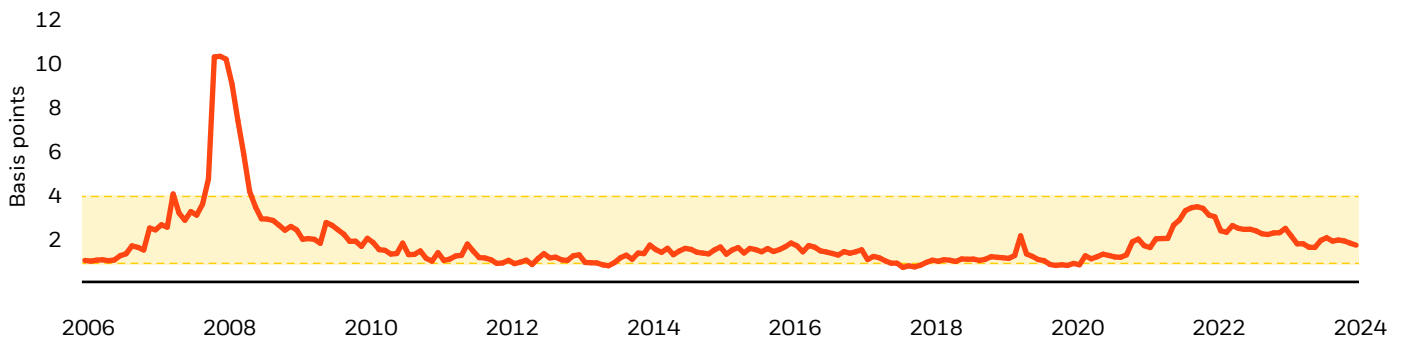
Our alternative approach to investing in treasuries involves a systematic thought process and disciplined risk taking. After adjusting for common duration and curve exposures, we identified daily mispricing across all bonds in the relevant benchmark. Then, we constructed a proprietary yield curve to discount every cash flow for every treasury bond, aiming to compute a fair value price for each bond in the client’s preferred benchmark.

Figure 1 shows the difference between the fair value price and the observed market prices across the U.S. Treasury universe. If all bonds were traded at the fair value level in-line with efficient markets theory, the average would be consistently zero across time. Contrary to such a perfect pricing scenario, we found that the fair value difference oscillated between one and four basis points of yield through time (excluding the global financial crisis in 2008).

This figure also visualizes the opportunity set available to long-only mandates, assuming the differences between the fair value price and market price converge to zero over a 12-month horizon. We observed that such a portfolio may outperform its benchmark by 10-20 basis points annually.

Figure 1: Fair value difference assuming bonds were priced equally

Average distance to fair value across U.S. Treasury curve (yield, bps)



Source: BlackRock Systematic, December 2024. The aggregate performance of the model is hypothetical, and the model is formulated with benefit of hindsight, subject to limitations, and the hypothetical performance returns are not meant to represent actual performance or project returns, does not exist and therefore, invariably show positive rates of return, do not reflect the deduction of any fees or expenses that might normally apply. The allocation decisions in the hypothetical were not made under actual market conditions and cannot account for the financial risk. Past hypothetical performance results are not indicative of future returns.

¹ U.S. Department of the Treasury, “Remarks by Under Secretary for Domestic Finance Nellie Liang “Strengthening Treasury Market Resilience and the Expansion of Central Clearing” at the Financial Markets Group Fall Conference, hosted by the Federal Reserve Bank of Chicago.” Press release, February 13, 2025.

Drivers of dislocation

Why does the difference between fair value price and market price exist? Our research shows that the underlying drivers of these relative value dislocations can be bucketed into three main categories:

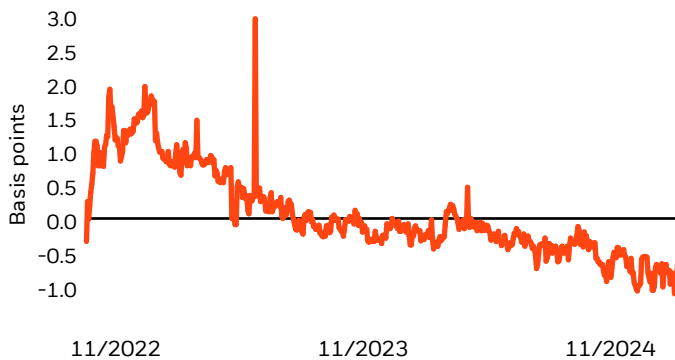
1 Cost of leverage

Market participants focused on relative value opportunities will often demand access to leverage and/or balance sheets to capitalize on opportunities in a capital efficient manner. These investors often have higher return thresholds and therefore require the use of leverage. However, the financing cost that banks charge for access to that leverage often makes the trade unprofitable, allowing the relative value opportunity to persist. Our research suggests that the cost of a balance sheet for an average bond is approximately one basis point in yield. Therefore, many market participants may not transact on a relative value dislocation unless the bond has richened or cheapened by more than one basis point in comparison to the fair value price.

Figure 2 illustrates this dynamic by showing the time-series difference between fair value yield and market traded yield for a new 10-year bond (T 4.125% 11/2032) from its issuance on November 15, 2022, until today. In this example, the bond’s yield generally stayed within a one basis point range. Our strategy does not require leverage; therefore, we were able to exploit the fair value dislocations within that range while other market participants might overlook this opportunity.

Figure 2: Fair value yield vs. market traded yield for a 10-year bond

10-yr U.S. Treasury, distance to fair value (yield, bps)



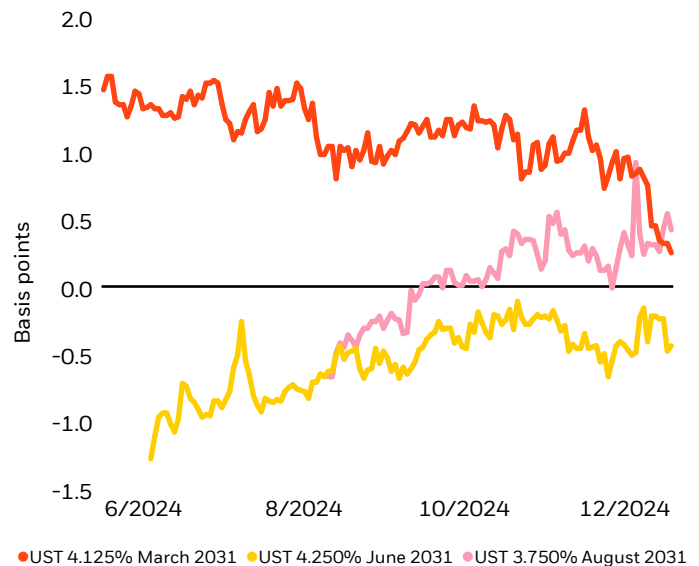
Source: *BlackRock Systematic, December 2024*. The aggregate performance of the model is hypothetical, and the model is formulated with benefit of hindsight, subject to limitations, and the hypothetical performance returns are not meant to represent actual performance or project returns, does not exist and therefore, invariably show positive rates of return, do not reflect the deduction of any fees or expenses that might normally apply. The allocation decisions in the hypothetical were not made under actual market conditions and cannot account for the financial risk. Past hypothetical performance results are not indicative of future returns.

2 Idiosyncratic bond-specific situations

We observed these situations playing out across multiple different themes such as cheapest to deliver (“CTD”) dynamics in the U.S. Treasury futures market, U.S. Treasury principal and coupon stripping activity and repurchase agreement (“repo”) specialness. To illustrate this factor, we examined the CTD dynamics for the expiry of the Treasury yield futures contract taking place in September 2024. We found that the fair value difference across the bonds that compose the cheapest to deliver basket could be higher than one basis point as we approach the expiry of the futures contract. The pricing volatility of bonds in the CTD basket results from the market’s constant re-assessment of which bond will be deliverable into the futures contract at time of expiration. Our systematic process evaluates volatility daily and will engage in overweight or underweight positions in securities as they deviate from fair value.

Figure 3: Fair value difference across bonds within cheapest to deliver category

Bonds deliverable into U.S. Treasury futures contract, distance to fair value (yield, bps)



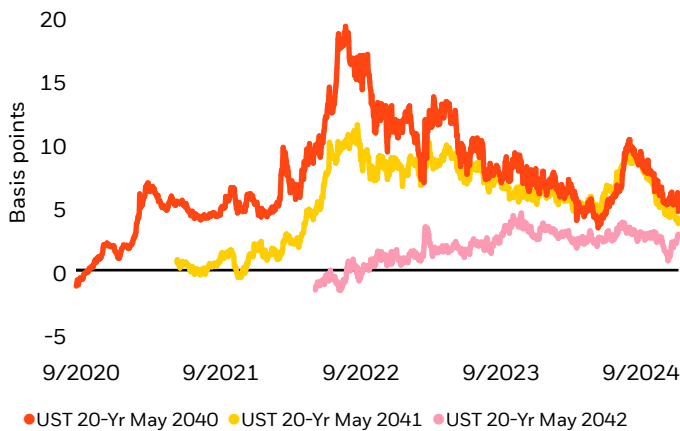
Source: *BlackRock Systematic, December 2024*. The aggregate performance of the model is hypothetical, and the model is formulated with benefit of hindsight, subject to limitations, and the hypothetical performance returns are not meant to represent actual performance or project returns, does not exist and therefore, invariably show positive rates of return, do not reflect the deduction of any fees or expenses that might normally apply. The allocation decisions in the hypothetical were not made under actual market conditions and cannot account for the financial risk. Past hypothetical performance results are not indicative of future returns.

3 Episodic market technicals

Some technicals we consider in our analysis include supply and demand imbalances, high coupon versus low coupon bonds, and liquidity impact on size and age. Take the reintroduction of the new 20-year bond, for example. In May 2020, the U.S. Treasury announced its plans to reissue the 20-year bond for the first time since 1986 after a nearly three-decade hiatus.² In this instance, supply outstripped demand until the summer of 2022. Figure 4 visualizes these dynamics using the yield difference between the fair value and market price for three different 20-year bonds: T 1.125% 05/2040, T 2.25% 05/2041 and T 3.25% 05/2042. The supply and demand imbalance created fair value differences above two basis points in yield, this impacted all new 20-year bonds (2040, 2041). By the summer of 2022, supply and demand found a balance and this 20-year issue began trading more closely to fair value, as demonstrated by the 2042 bond in green. Around the same time, the legacy 20-year issues, represented by the yellow and red lines, began converging towards fair value as well.

Figure 4: Fair value yield vs. market traded yield for select 20-year bonds

Select 20-yr U.S. Treasury bonds, distance to fair value (yield, bps)



Source: BlackRock Systematic, December 2024. The aggregate performance of the model is hypothetical, and the model is formulated with benefit of hindsight, subject to limitations, and the hypothetical performance returns are not meant to represent actual performance or project returns, does not exist and therefore, invariably show positive rates of return, do not reflect the deduction of any fees or expenses that might normally apply. The allocation decisions in the hypothetical were not made under actual market conditions and cannot account for the financial risk. Past hypothetical performance results are not indicative of future returns.

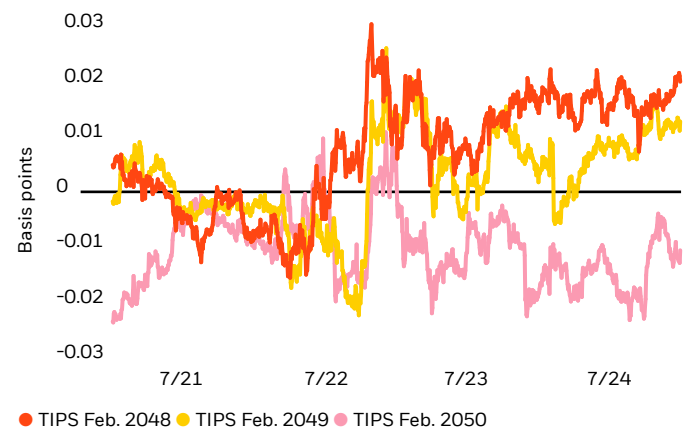
The Treasury achieved this balance by reducing the supply of 20-year offerings. As illustrated in the table, the U.S. Treasury progressively cut-down the amount issued until it bottomed with the April 2043 20-year issue.

20-year bond	Amount issued (MM)
T Apr-2040	60,357
T Aug-2040	76,518
T Nov-2040	85,641
T Feb-2041	89,742
T Apr-2041	86,182
T Aug-2041	83,723
T Nov-2041	70,626
T Feb-2042	59,440
T Apr-2042	49,836
T Aug-2042	40,940
T Nov-2042	40,605
T Feb-2043	43,560
T Apr-2043	14,653
T Aug-2043	43,651
T Nov-2043	42,178
T Feb-2044	42,722
T Apr-2044	44,115

Using the same framework, we identified similar opportunities in the Treasury Inflation-Protected Securities (TIPS) market. Figure 5 illustrates the relative value difference between three long-dated TIPS: TII 1% 02/48, TII 1% 02/49, TII 0.25% 02/50. Between 2021 and 2024, these bonds oscillated between two basis points cheaper and two basis points richer than fair value.

Figure 5: Relative value difference between three TIPS

Select TIPS securities, distance to fair value (yield, bps)



Source: BlackRock Systematic, December 2024. The aggregate performance of the model is hypothetical, and the model is formulated with benefit of hindsight, subject to limitations, and the hypothetical performance returns are not meant to represent actual performance or project returns, does not exist and therefore, invariably show positive rates of return, do not reflect the deduction of any fees or expenses that might normally apply. The allocation decisions in the hypothetical were not made under actual market conditions and cannot account for the financial risk. Past hypothetical performance results are not indicative of future returns.

² U.S. Department of the Treasury, "Treasury to Issue New 20-Year Bond in First Half of 2020." Press release, February 13, 2025.

Seeking consistent, uncorrelated alpha over time

BlackRock Systematic has over four decades of experience that have culminated in an investment approach which seeks to generate consistent, high-quality alpha in both U.S. and non-U.S. government bond markets by exploiting relative value dislocations within the three categories analyzed above. Modelling and understanding relative value opportunities in government bonds, including nominal treasuries and Treasury Inflation-Protected Securities (TIPS), informs how we seek to refine and improve portfolio outcomes. We aim to minimize factor tilts into macro factors such as duration and curve exposures, avoiding any out of benchmark exposures. We believe this approach can lead to a portfolio that may more consistently meet the expectations that clients have for their government bond allocations, including government credit quality, consistent interest rate risk (for portfolio ballast or to hedge liabilities), and liquidity.

Many clients may feel obligated to choose between indexing their government bonds or hiring an active manager who may introduce bets that run counter to the objective of computing a fair value price within preferred benchmarks. However, a systematic approach may deliver alpha while still allowing the allocation to play its desired role in the broader portfolio. This approach may provide an investment edge as market dynamics shift with recent advances in electronic trading. With greater market breadth, we believe there may be even more opportunities to seek to deliver consistent risk-adjusted returns through a systematic approach going forward.



FOR INSTITUTIONAL USE ONLY - NOT FOR PUBLIC DISTRIBUTION

Investing involves risk, including possible loss of principal.

Risk warnings

Capital at risk. The value of investments and the income from them can fall as well as rise and are not guaranteed. Investors may not get back the amount originally invested.

Past performance is not a reliable indicator of current or future results and should not be the sole factor of consideration when selecting a product or strategy.

Changes in the rates of exchange between currencies may cause the value of investments to diminish or increase. Fluctuation may be particularly marked in the case of a higher volatility fund and the value of an investment may fall suddenly and substantially. Levels and basis of taxation may change from time to time and depend on personal individual circumstances.

Important information

This material is for distribution to Professional Clients (as defined by the Financial Conduct Authority or MiFID Rules) only and should not be relied upon by any other persons.

This document is marketing material.

In the U.S., this material is for institutional use only. Not for public distribution.

In Canada, this material is intended for permitted clients as defined under Canadian securities law, is for educational purposes only, does not constitute investment advice and should not be construed as a solicitation or offering of units of any fund or other security in any jurisdiction.

In the UK and Non-European Economic Area (EEA) countries: This is issued by BlackRock Investment Management (UK) Limited, authorised and regulated by the Financial Conduct Authority. Registered office: 12 Throgmorton Avenue, London, EC2N 2DL. Tel: + 44 (0)20 7743 3000. Registered in England and Wales No. 02020394. For your protection telephone calls are usually recorded. Please refer to the Financial Conduct Authority website for a list of authorised activities conducted by BlackRock.

In the European Economic Area (EEA): This is issued by BlackRock (Netherlands) B.V. is authorised and regulated by the Netherlands Authority for the Financial Markets. Registered office Amstelplein 1, 1096 HA, Amsterdam, Tel: 020-549 5200, Tel: 31-20-549-5200. Trade Register No. 17068311. For your protection telephone calls are usually recorded. BlackRock Advisors (UK) Limited-Dubai Branch is a DIFC Foreign Recognised Company registered with the DIFC Registrar of Companies (DIFC Registered Number 546), with its office at Unit L15-01A, ICD Brookfield Place, Dubai International Financial Centre, PO Box 506661, Dubai, UAE, and is regulated by the DFSA to engage in the regulated activities of 'Advising on Financial Products' and 'Arranging Deals in Investments' in or from the DIFC, both of which are limited to units in a collective investment fund (DFS Reference Number F000738).

In DIFC: The information contained in this document is intended strictly for Professional Clients as defined under the Dubai Financial Services Authority ("DFS") Conduct of Business (COB) Rules.

In Israel: BlackRock Investment Management (UK) Limited is not licenced under Israel's Regulation of Investment Advice, Investment Marketing and Portfolio Management Law, 5755- 1995 (the "Advice Law"), nor does it carry insurance thereunder.

For Qualified Investors in Switzerland: This document shall be exclusively made available to, and directed at, qualified investors as defined in Article 10 (3) of the CISA of June 23, 2006, as amended, at the exclusion of qualified investors with an opting-out pursuant to Art. 5 (1) of the Swiss Federal Act on Financial Services ("FinSA"). For information on art. 8/9 Financial Services Act (FinSA) and on your client segmentation under art. 4 FinSA, please see the following website: www.blackrock.com/finsa.

In South Africa: Please be advised that BlackRock Investment Management (UK) Limited is an authorised Financial Services provider with the South African Financial Services Conduct Authority, FSP No. 43288.

In China, this material may not be distributed to individuals resident in the People's Republic of China ("PRC," for such purposes, not applicable to Hong Kong, Macau and Taiwan) or entities registered in the PRC unless such parties have received all the required PRC government approvals to participate in any investment or receive any investment advisory or investment management services.

In South Korea, this information is issued by BlackRock Investment (Korea) Limited. This material is for distribution to the Qualified Professional Investors (as defined in the Financial Investment Services and Capital Market Act and its sub-regulations) and for information or educational purposes only, and does not constitute investment advice or an offer or solicitation to purchase or sells in any securities or any investment strategies.

In Taiwan, independently operated by BlackRock Investment Management (Taiwan) Limited. Address: 28F., No. 100, Songren Rd., Xinyi Dist., Taipei City 110, Taiwan. Tel: (02)23261600.

In Australia & New Zealand, issued by BlackRock Investment Management (Australia) Limited ABN 13 006 165 975, AFSL 230 523 (BIMAL) for the exclusive use of the recipient, who warrants by receipt of this material that they are a wholesale client as defined under the Australian Corporations Act 2001 (Cth) and the New Zealand Financial Advisers Act 2008 respectively.

BlackRock Investment Management (Australia) Limited ("BIMAL") is not licensed by a New Zealand regulator to provide 'Financial Advice Service' or 'Keeping, investing, administering, or managing money, securities, or investment portfolios on behalf of other persons'. BIMAL's registration on the New Zealand register of financial service providers does not mean that BIMAL is subject to active regulation or oversight by a New Zealand regulator.

This material provides general information only and does not take into account your individual objectives, financial situation, needs or circumstances. Before making any investment decision, you should therefore assess whether the material is appropriate for you and obtain financial advice tailored to you having regard to your individual objectives, financial situation, needs and circumstances. Refer to BIMAL's Financial Services Guide on its website for more information. This material is not a financial product recommendation or an offer or solicitation with respect to the purchase or sale of any financial product in any jurisdiction. This material is not intended for distribution to, or use by, any person or entity in any jurisdiction or country where such distribution or use would be contrary to local law or regulation.

BIMAL is a part of the global BlackRock Group which comprises of financial product issuers and investment managers around the world. BIMAL is the issuer of financial products and acts as an investment manager in Australia. BIMAL does not offer financial products to persons in New Zealand who are retail investors (as that term is defined in the Financial Markets Conduct Act 2013 (FMCA)). This material does not constitute or relate to such an offer. To the extent that this material does constitute or relate to such an offer of financial products, the offer is only made to, and capable of acceptance by, persons in New Zealand who are wholesale investors (as that term is defined in the FMCA).

FOR PROFESSIONAL, INSTITUTIONAL, QUALIFIED, WHOLESALE INVESTORS AND PERMITTED, PROFESSIONAL AND QUALIFIED CLIENT USE ONLY – NOT FOR PUBLIC DISTRIBUTION (PLEASE READ IMPORTANT DISCLOSURES)

BIMAL, its officers, employees and agents believe that the information in this material and the sources on which it is based (which may be sourced from third parties) are correct as at the date of publication. While every care has been taken in the preparation of this material, no warranty of accuracy or reliability is given and no responsibility for the information is accepted by BIMAL, its officers, employees or agents. Except where contrary to law, BIMAL excludes all liability for this information. No part of this material may be reproduced or distributed in any manner without the prior written permission of BIMAL.

In Singapore, this is issued by BlackRock (Singapore) Limited (Co. registration no. 200010143N) for use only with institutional investors as defined in Section 4A of the Securities and Futures Act, Chapter 289 of Singapore. This advertisement or publication has not been reviewed by the Monetary Authority of Singapore.

In Hong Kong, this material is issued by BlackRock Asset Management North Asia Limited and has not been reviewed by the Securities and Futures Commission of Hong Kong. This material is for distribution to “Professional Investors” (as defined in the Securities and Futures Ordinance (Cap.571 of the laws of Hong Kong) and any rules made under that ordinance.) and should not be relied upon by any other persons or redistributed to retail clients in Hong Kong.

For Southeast Asia: This document is issued by BlackRock and is intended for the exclusive use of any recipient who warrants, by receipt of this material, that such recipient is an institutional investors or professional/sophisticated/qualified/accredited/expert investor as such term may apply under the relevant legislations in Southeast Asia (**for such purposes, includes only Malaysia, the Philippines, Thailand, Brunei and Indonesia**). BlackRock does not hold any regulatory licenses or registrations in Southeast Asia countries listed above, and is therefore not licensed to conduct any regulated business activity under the relevant laws and regulations as they apply to any entity intending to carry on business in Southeast Asia, nor does BlackRock purport to carry on, any regulated activity in any country in Southeast Asia. BlackRock funds, and/or services shall not be offered or sold to any person in any jurisdiction in which such an offer, solicitation, purchase, or sale would be deemed unlawful under the securities laws or any other relevant laws of such jurisdiction(s).

This material is provided to the recipient on a strictly confidential basis and is intended for informational or educational purposes only. Nothing in this document, directly or indirectly, represents to you that BlackRock will provide, or is providing BlackRock products or services to the recipient, or is making available, inviting, or offering for subscription or purchase, or invitation to subscribe for or purchase, or sale, of any BlackRock fund, or interests therein. This material neither constitutes an offer to enter into an investment agreement with the recipient of this document, nor is it an invitation to respond to it by making an offer to enter into an investment agreement.

The distribution of the information contained herein may be restricted by law and any person who accesses it is required to comply with any such restrictions. By reading this information you confirm that you are aware of the laws in your own jurisdiction regarding the provision and sale of funds and related financial services or products, and you warrant and represent that you will not pass on or utilize the information contained herein in a manner that could constitute a breach of such laws by BlackRock, its affiliates or any other person.

For other countries

In APAC: This material is provided for your informational purposes only and must not be distributed to any other persons or redistributed. This material is issued for Institutional Investors only (or professional/sophisticated/qualified investors as such term may apply in local jurisdictions) and does not constitute investment advice or an offer or solicitation to purchase or sell in any securities, BlackRock funds or any investment strategy nor shall any securities be offered or sold to any person in any jurisdiction in which an offer, solicitation, purchase or sale would be unlawful under the securities laws of such jurisdiction.

Any research in this document has been procured and may have been acted on by BlackRock for its own purpose. The results of such research are being made available only incidentally. The views expressed do not constitute investment or any other advice and are subject to change. They do not necessarily reflect the views of any company in the BlackRock Group or any part thereof and no assurances are made as to their accuracy.

This document is for information purposes only and does not constitute an offer or invitation to anyone to invest in any BlackRock funds and has not been prepared in connection with any such offer.

In Latin America, for institutional investors and financial intermediaries only (not for public distribution). This material is for educational purposes only and does not constitute investment advice or an offer or solicitation to sell or a solicitation of an offer to buy any shares of any fund or security and it is your responsibility to inform yourself of, and to observe, all applicable laws and regulations of your relevant jurisdiction. If any funds are mentioned or inferred in this material, such funds may not be registered with the securities regulators of Argentina, Brazil, Chile, Colombia, Mexico, Panama, Peru, Uruguay or any other securities regulator in any Latin American country and thus, may not be publicly offered in any such countries. The securities regulators of any country within Latin America have not confirmed the accuracy of any information contained herein. No information discussed herein can be provided to the general public in Latin America. The contents of this material are strictly confidential and must not be passed to any third party.

In Argentina, only for use with Qualified Investors under the definition as set by the Comisión Nacional de Valores (CNV).

In Brazil, this private offer does not constitute a public offer, and is not registered with the Brazilian Securities and Exchange Commission, for use only with professional investors as such term is defined by the Comissão de Valores Mobiliários.

In Chile, the securities if any described in this document are foreign securities, therefore: i) their rights and obligations will be subject to the legal framework of the issuer's country of origin, and therefore, investors must inform themselves regarding the form and means through which they may exercise their rights; and that ii) the supervision of the Commission for the Financial Market (Comisión para el Mercado Financiero or “CMF”) will be concentrated exclusively on compliance with the information obligations established in General Standard No. 352 of the CMF and that, therefore, the supervision of the security and its issuer will be mainly made by the foreign regulator.

In the case of a fund not registered with the CMF is subject to General Rule No. 336 issued by the SVS (now the CMF). The subject matter of this sale may include securities not registered with the CMF; therefore, such securities are not subject to the supervision of the CMF. Since the securities are not registered in Chile, there is no obligation of the issuer to make publicly available information about the securities in Chile. The securities shall not be subject to public offering in Chile unless registered with the relevant registry of the CMF.

In Colombia, the sale of each fund discussed herein, if any, is addressed to less than one hundred specifically identified investors, and such fund may not be promoted or marketed in Colombia or to Colombian residents unless such promotion and marketing is made in compliance with Decree 2555 of 2010 and other applicable rules and regulations related to the promotion of foreign financial and/or securities related products or services in Colombia. With the receipt of these materials, and unless the Client contacts BlackRock with additional requests for information, the Client agrees to have been provided the information for due advisory required by the marketing and promotion regulatory regime applicable in Colombia.



BlackRock Systematic

Innovation

Want to explore more?

View more insights at BlackRock.com/Systematic-investing

THIS MATERIAL IS PROVIDED FOR EDUCATIONAL AND INFORMATIONAL PURPOSES ONLY AND DOES NOT CONSTITUTE AN OFFER OR SOLICITATION TO SELL OR A SOLICITATION OF AN OFFER TO BUY ANY SHARES OF ANY FUND OR SECURITY. This information does not consider the investment objectives, risk tolerance or the financial circumstances of any specific investor. This information does not replace the obligation of financial advisor to apply his/her best judgment in making investment decisions or investment recommendations. It is your responsibility to inform yourself of, and to observe, all applicable laws and regulations of Mexico. If any funds, securities or investment strategies are mentioned or inferred in this material, such funds, securities or strategies have not been registered with the Mexican National Banking and Securities Commission (Comisión Nacional Bancaria y de Valores, the "CNBV") and thus, may not be publicly offered in Mexico. The CNBV has not confirmed the accuracy of any information contained herein. The provision of investment management and investment advisory services ("Investment Services") is a regulated activity in Mexico, subject to strict rules, and performed under the supervision of the CNBV. These materia Ley del Mercado de Valores). Each potential investor shall make its own investment decision based on their own analysis of the available information. Please note that by receiving these materials, it shall be construed as a representation by the receiver that it is an Institutional or Qualified investor as defined under Mexican law. BlackRock México Operadora, S.A. de C.V., Sociedad Operadora de Fondos de Inversión ("BlackRock México Operadora") is a Mexican subsidiary of BlackRock, Inc., authorized by the CNBV as a Mutual Fund Manager (Operadora de Fondos), and as such, authorized to manage Mexican mutual funds, ETFs and provide Investment Advisory Services. For more information on the Investment Services offered by BlackRock Mexico, please review our Investment Services Guide available in www.blackrock.com/mx. This material represents an assessment at a specific time and its information should not be relied upon by you as research or investment advice regarding the funds, any security or investment strategy in particular. Reliance upon information in this material is at your sole discretion. BlackRock México is not authorized to receive deposits, carry out intermediation activities, or act as a broker dealer, or bank in Mexico. For more information on BlackRock México, please visit: www.blackrock.com/mx. BlackRock receives revenue in the form of advisory fees for our advisory services and management fees for our mutual funds, exchange traded funds and collective investment trusts.

Any modification, change, distribution or inadequate use of information of this document is not responsibility of BlackRock or any of its affiliates. Pursuant to the Mexican Data Privacy Law (Ley Federal de Protección de Datos Personales en Posesión de Particulares), to register your personal data you must confirm that you have read and understood the Privacy Notice of BlackRock México Operadora. For the full disclosure, please visit www.blackrock.com/mx and accept that your personal information will be managed according with the terms and conditions set forth therein.

In Peru, this private offer does not constitute a public offer, and is not registered with the Securities Market Public Registry of the Peruvian Securities Market Commission, for use only with institutional investors as such term is defined by the Superintendencia de Banca, Seguros y AFP.

In Uruguay, the securities are not and will not be registered with the Central Bank of Uruguay. The Securities are not and will not be offered publicly in or from Uruguay and are not and will not be traded on any Uruguayan stock exchange. This offer has not been and will not be announced to the public and offering materials will not be made available to the general public except in circumstances which do not constitute a public offering of securities in Uruguay, in compliance with the requirements of the Uruguayan Securities Market Law (Law Nº 18.627 and Decree 322/011).

For investors in Central America, these securities have not been registered before the Securities Superintendence of the Republic of Panama, nor did the offer, sale or their trading procedures. The registration exemption has made according to numeral 3 of Article 1.29 of the Consolidated Text containing of the Decree-Law No. 1 of July 8, 1999 (institutional investors). Consequently, the tax treatment set forth in Articles 334 to 336 of the Unified Text containing Decree-Law No. 1 of July 8, 1999, does not apply to them. These securities are not under the supervision of the Securities Superintendence of the Republic of Panama. The information contained herein does not describe any product that is supervised or regulated by the National Banking and Insurance Commission (CNBS) in Honduras. Therefore any investment described herein is done at the investor's own risk. In Costa Rica, any securities or services mentioned herein constitute an individual and private offer made through reverse solicitation upon reliance on an exemption from registration.

© 2025 BlackRock, Inc. or its affiliates. All rights reserved. **BLACKROCK** is a trademark of BlackRock, Inc. or its affiliates. All other trademarks are those of their respective owners.

251085T-0225

BlackRock