BLACKROCK GLOBAL INDEX FUNDS

iShares Europe Equity Index Fund (LU) Class D2 EUR

FEBRUARY 2024 MINIMUM DISCLOSURE DOCUMENT

iShares by BLACKROCK

Performance, Portfolio Breakdowns and Net Assets information as at: 29-Feb-2024. All other data as at 19-Mar-2024.

This document supplements the Key Investor Information Document (KIID) for South African investors.

CAPITAL AT RISK: The value of investments and the income from them can fall as well as rise and are not guaranteed. Investors may not get back the amount originally invested.

FUND OVERVIEW

The Fund aims to achieve a return on your investment, through a combination of capital growth and income on the Fund's assets, which reflects the return of the MSCI Europe Index, the Fund's benchmark index. The Fund is passively managed and aims to invest as far as possible and practicable in the equity securities (e.g. shares) that make up the Index.The benchmark index measures the performance of equity securities issued by large and mid capitalisation companies across developed markets in Europe and is a free float-adjusted market capitalisation weighted index. Free float-adjusted means that only shares readily available in the market rather than all of a company's issued shares are used in calculating the benchmark index. Market capitalisation is the share price of the company multiplied by the number of shares issued.

GROWTH OF HYPOTHETICAL 10,000 EUR SINCE INCEPTION

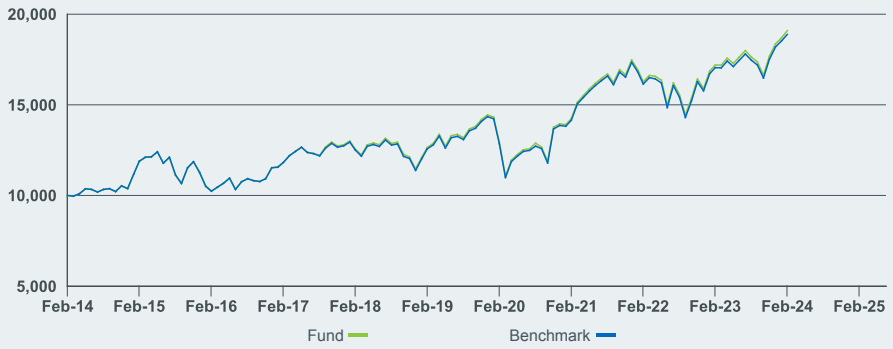

Share Class and Benchmark performance displayed in EUR. Source: BlackRock. Performance is shown on a Net Asset Value (NAV) basis, with gross income reinvested. **Source: BlackRock. Past performance is not a guide to future performance and should not be the sole factor of consideration when selecting a product.**

12 MONTH PERFORMANCE PERIODS

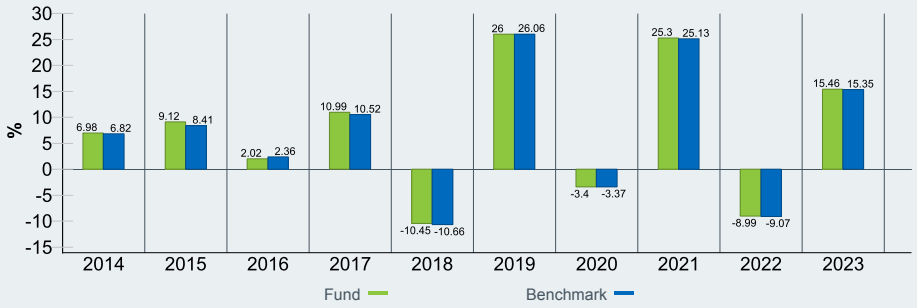

Share Class performance is calculated on a Net Asset Value (NAV) basis, with income reinvested, in Euro , net of fees. Benchmark performance displayed in EUR .

KEY RISKS: Investment risk is concentrated in specific sectors, countries, currencies or companies. This means the Fund is more sensitive to any localised economic, market, political, sustainability-related or regulatory events. The value of equities and equity-related securities can be affected by daily stock market movements. Other influential factors include political, economic news, company earnings and significant corporate events. Particular risks not adequately captured by the risk indicator include: Counterparty Risk: The insolvency of any institutions providing services such as safekeeping of assets or acting as counterparty to derivatives or other instruments, may expose the Fund to financial loss.

RISK INDICATOR

Lower Risk — Potentially Lower Rewards
Higher Risk — Potentially Higher Rewards

1	2	3	**4**	5	6	7

KEY FACTS

Asset Class	Index Trackers
Morningstar Category	Europe Large-Cap Blend Equity
Inception Date	23-Oct-2012
Share Class Launch Date	16-Jan-2013
Fund Base Currency	EUR
Share Class Currency	EUR
Total Fund Size (Million)	249.90 EUR
Benchmark	MSCI Europe Index (custom) (EUR)
Domicile	Luxembourg
Fund Type	UCITS
ISIN	LU0836514744
Bloomberg Ticker	BGIEED2
Distribution Frequency	None
Minimum Initial Investment	100,000 USD*
Management Company	BlackRock (Luxembourg) S.A.

* or currency equivalent

PORTFOLIO MANAGER(S)

Dharma Laloobhai

TOP HOLDINGS (%)

NOVO NORDISK CLASS B	3.65
ASML HOLDING NV	3.57
NESTLE SA	2.61
LVMH	2.36
NOVARTIS AG	1.96
SHELL PLC	1.90
ASTRAZENECA PLC	1.84
SAP	1.83
ROCHE HOLDING PAR AG	1.74
SIEMENS N AG	1.41
Total of Portfolio	**22.87**

Holdings subject to change

RATINGS

MORNINGSTAR Bronze

MORNINGSTAR ★★★★

SECTOR BREAKDOWN (%)

	Fund	Benchmark	Active
Financials	17.91	17.86	0.05
Industrials	16.40	16.56	-0.16
Health Care	15.48	15.45	0.02
Consumer Discretionary	11.35	11.33	0.02
Consumer Staples	10.95	10.92	0.03
Information Technology	8.25	8.25	0.00
Materials	6.80	6.78	0.01
Energy	5.23	5.22	0.01
Utilities	3.79	3.78	0.01
Communication	3.05	3.03	0.02
Real Estate	0.79	0.80	-0.01

[1]Allocations are subject to change. **Source:** BlackRock

PORTFOLIO CHARACTERISTICS

Weighted Average Market Capitalisation (millions)	106,472 EUR
Price to Book Ratio	2.02x
Price to Earnings (TTM) Ratio	14.71x
3 Year Tracking Error**	0.20

FEES AND CHARGES

Max Initial Charge	5.00%
Exit Fee	0.00%
Ongoing Charge	0.26%
Performance Fee	0.00%

DEALING INFORMATION

Settlement	Trade Date + 3 days
Dealing Frequency	Daily, forward pricing basis
Valuation Point	12pm CET
Transaction Cut Off Time	11:59am CET

The price of the Fund is published each business day on our website. Temporary suspension of the issue of shares in the Fund may occur in certain circumstances as outlined in the Fund's prospectus which is available on our website.

GEOGRAPHIC BREAKDOWN (%)

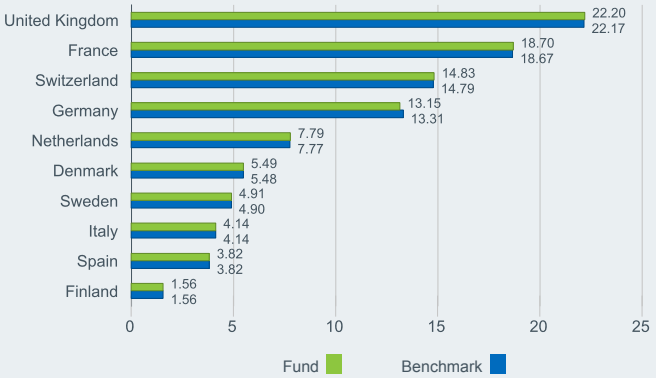

Allocations are subject to change. **Source:** BlackRock

MARKET CAPITALISATION (%)

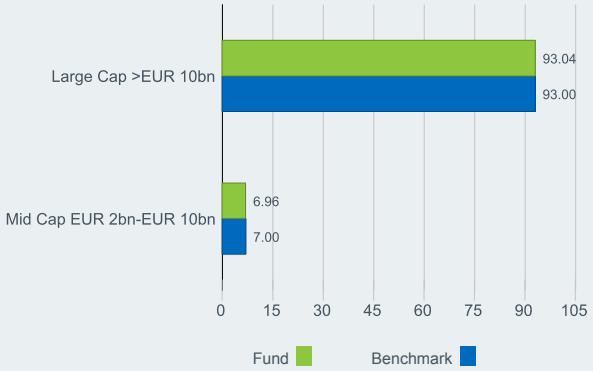

iShares Europe Equity Index Fund (LU) Class D2 EUR

FEBRUARY 2024 MINIMUM DISCLOSURE DOCUMENT

iShares by BLACKROCK®

SUSTAINABILITY CHARACTERISTICS

Sustainability Characteristics can help investors integrate non-financial, sustainability considerations into their investment process. These metrics enable investors to evaluate funds based on their environmental, social, and governance (ESG) risks and opportunities. This analysis can provide insight into the effective management and long-term financial prospects of a fund.

The metrics below have been provided for transparency and informational purposes only. The existence of an ESG rating is not indicative of how or whether ESG factors will be integrated into a fund. The metrics are based on MSCI ESG Fund Ratings and, unless otherwise stated in fund documentation and included within a fund's investment objective, do not change a fund's investment objective or constrain the fund's investable universe, and there is no indication that an ESG or Impact focused investment strategy or exclusionary screens will be adopted by a fund. For more information regarding a fund's investment strategy, please see the fund's prospectus.

MSCI ESG Fund Rating (AAA-CCC)	AA	**MSCI ESG Quality Score (0-10)**	7.81
MSCI ESG Quality Score - Peer Percentile	36.99%	**MSCI ESG % Coverage**	99.83%
Fund Lipper Global Classification	Equity Europe	**MSCI Weighted Average Carbon Intensity (Tons CO2E/$M SALES)**	88.46
Funds in Peer Group	1,022		

All data is from MSCI ESG Fund Ratings as of **21 Feb 2024**, based on holdings as of **30 Sep 2023**. As such, the fund's sustainable characteristics may differ from MSCI ESG Fund Ratings from time to time.

To be included in MSCI ESG Fund Ratings, 65% (or 50% for bond funds and money market funds) of the fund's gross weight must come from securities with ESG coverage by MSCI ESG Research (certain cash positions and other asset types deemed not relevant for ESG analysis by MSCI are removed prior to calculating a fund's gross weight; the absolute values of short positions are included but treated as uncovered), the fund's holdings date must be less than one year old, and the fund must have at least ten securities.

ESG GLOSSARY:

MSCI ESG Fund Rating (AAA-CCC): The MSCI ESG Rating is calculated as a direct mapping of ESG Quality Scores to letter rating categories (e.g. AAA = 8.6-10). The ESG Ratings range from leader (AAA, AA), average (A, BBB, BB) to laggard (B, CCC).
MSCI ESG Quality Score - Peer Percentile: The fund's ESG Percentile compared to its Lipper peer group.
Fund Lipper Global Classification: The fund peer group as defined by the Lipper Global Classification.
Funds in Peer Group: The number of funds from the relevant Lipper Global Classification peer group that are also in ESG coverage.
MSCI ESG Quality Score (0-10): The MSCI ESG Quality Score (0 - 10) for funds is calculated using the weighted average of the ESG scores of fund holdings. MSCI rates underlying holdings according to their exposure to industry specific ESG risks and their ability to manage those risks relative to peers.
MSCI ESG % Coverage: Percentage of the fund's holdings for which the MSCI ESG ratings data is available. The MSCI ESG Fund Rating, MSCI ESG Quality Score and MSCI ESG Quality Score – Peer Percentile metrics are displayed for funds with at least 65% coverage (or 50% for bond funds and money market funds).
MSCI Weighted Average Carbon Intensity (Tons CO2E/$M SALES): Measures a fund's exposure to carbon intensive companies. This figure represents the estimated greenhouse gas emissions per $1 million in sales across the fund's holdings. This allows for comparisons between funds of different sizes.
MSCI Weighted Average Carbon Intensity % Coverage: Percentage of the fund's holdings for which MSCI Carbon Intensity data is available. The MSCI Weighted Average Carbon Intensity metric is displayed for funds with any coverage. Funds with low coverage may not fully represent the fund's carbon characteristics given the lack of coverage.

IMPORTANT INFORMATION:
Certain information contained herein (the "Information") has been provided by MSCI ESG Research LLC, a RIA under the Investment Advisers Act of 1940, and may include data from its affiliates (including MSCI Inc. and its subsidiaries ("MSCI")), or third party suppliers (each an "Information Provider"), and it may not be reproduced or redisseminated in whole or in part without prior written permission. The Information has not been submitted to, nor received approval from, the US SEC or any other regulatory body. The Information may not be used to create any derivative works, or in connection with, nor does it constitute, an offer to buy or sell, or a promotion or recommendation of, any security, financial instrument or product or trading strategy, nor should it be taken as an indication or guarantee of any future performance, analysis, forecast or prediction. Some funds may be based on or linked to MSCI indexes, and MSCI may be compensated based on the fund's assets under management or other measures. MSCI has established an information barrier between equity index research and certain Information. None of the Information in and of itself can be used to determine which securities to buy or sell or when to buy or sell them. The Information is provided "as is" and the user of the Information assumes the entire risk of any use it may make or permit to be made of the Information. Neither MSCI ESG Research nor any Information Party makes any representations or express or implied warranties (which are expressly disclaimed), nor shall they incur liability for any errors or omissions in the Information, or for any damages related thereto. The foregoing shall not exclude or limit any liability that may not by applicable law be excluded or limited.

IMPORTANT INFORMATION:

ADDITIONAL DISCLOSURE 1: The depositary of the Fund is State Street Bank International GmbH, Luxembourg Branch (49, avenue J.F. Kennedy, L-1855 Luxembourg, Grand Duchy of Luxembourg). The Fund intends to replicate the benchmark index by holding the equity securities, which make up the benchmark index, in similar proportions to it. The investment manager may also, in limited circumstances, use financial derivative instruments (i.e. investments the prices of which are based on one or more underlying assets). This Fund may not be appropriate for short-term investment. Collective Investment Schemes are generally medium to long-term investments. The Fund may engage in short term secured lending of its investments to certain eligible third parties. This is used as a means of generating additional income and to off-set the costs of the Fund. No guarantee can be provided either in respect of capital or the return of any portfolio. The manager has a right to close the portfolio to new investors in order to manage the portfolio more efficiently in accordance with its mandate. For further information reach out to us at GroupBlackRockSouthAfrica@blackrock.com, BIM UK CAPETOWN: 29 Stanley street V&A Waterfront Cape Town SA 8001. For any other information call us at +27 21 4036446

ADDITIONAL DISCLOSURE 2: The charges are used to pay the costs of running the Fund, including the costs of marketing and distributing it. These charges reduce the potential growth of your investment. The entry and exit charges shown are maximum figures. In some cases you might pay less. Please refer to your financial advisor or the distributor for the actual entry and exit charges. Entry charge: 5.00%, Exit Charge: None*.
***Subject to a charge of up to 2% paid into the Fund where the Manager suspects excessive trading by an investor. The ongoing charges figure is based on expenses for the twelve month period ending 31 December 2022. This figure may vary from year to year. It excludes portfolio trade-related costs, except costs paid to the custodian and any entry/exit charge paid to an underlying collective investment scheme (if any).**
Ongoing charges: 0.25%, Performance fee: None.**
****To the extent the Fund undertakes securities lending to reduce costs, the Fund will receive 62.5% of the associated revenue generated and the remaining 37.5% will be received by BlackRock as the securities lending agent. As securities lending revenue sharing does not increase the costs of running the Fund, this has been excluded from the ongoing charges. This is the maximum that might be taken out of your money before it is invested or before proceeds of your investments are paid out.**

This material is for distribution to Professional Clients and should not be relied upon by any other persons. Issued by BlackRock Investment Management (UK) Limited, authorised and regulated by the Financial Conduct Authority. Registered office: 12 Throgmorton Avenue, London, EC2N 2DL. Tel: 020 7743 3000. Registered in England No. 2020394. For your protection telephone calls are usually recorded. BlackRock is a trading name of BlackRock Investment Management (UK) Limited. Past performance is not a guide to future performance. The value of investments and the income from them can fall as well as rise and is not guaranteed. You may not get back the amount originally invested. The Funds may be exposed to the following non-exhaustive list of risks, including financial derivative instrument risks, currency risk, counterparty defaults and taxation risk. Please refer to the Prospectus for further details of risk factors relevant to an investment in the Fund and other important information. The sub-funds may engage in investment strategies not described herein that the Investment Manager considers appropriate. Any research in this document has been procured and may have been acted on by BlackRock for its own purpose. The results of such research are being made available only incidentally. The views expressed do not constitute investment or any other advice and are subject to change. They do not necessarily reflect the views of any company in the BlackRock Group or any part thereof and no assurances are made as to their accuracy. This document is for information purposes only and does not constitute an offer or invitation to anyone to invest in any BlackRock funds and has not been prepared in connection with any such offer. BlackRock Global Index Funds (BGIF) is a an open ended variable capital investment company established under the laws of the Grand Duchy of Luxembourg which is available for sale in certain jurisdictions only. BGIF is not available for sale in the U.S. or to U.S. persons. Product information concerning BGIF should not be published in the U.S. BlackRock Investment Management (UK) Limited is the UK distributor of BGIF. Most of the protections provided by the UK regulatory system, and the compensation under the Financial Services Compensation Scheme, will not be available. Subscriptions in BGIF are valid only if made on the basis of the current Prospectus, the most recent financial reports and the Key Investor Information Document, which may not be available to investors in certain jurisdictions where the Fund in question has not been authorised. The BGIF range employs a swing-pricing methodology in order to protect existing investors from the dilution impact of trading costs caused by shareholder activity in the funds. Furthermore, where Funds invest in securities markets that are closed for trading at the Fund's valuation point, an additional adjustment may be applied to protect investors from stale pricing and market timing speculation ("fair value adjustment"). The published Net Asset Value (NAV) may include such adjustments which have the potential to distort apparent performance and tracking error. © 2024 BlackRock, Inc. All Rights reserved. BLACKROCK, BLACKROCK SOLUTIONS, iSHARES, BUILD ON BLACKROCK, SO WHAT DO I DO WITH MY MONEY and the stylized i logo are registered and unregistered trademarks of BlackRock, Inc. or its subsidiaries in the United States and elsewhere. All other trademarks are those of their respective owners.