

# New Technologies Changing Asset Management:

What investors should consider

July 2018

Richard Mathieson  
Raffaele Savi  
Jeff Shen, PhD

*Systematic Active Equity*

**BLACKROCK®**

# Key takeaways

Each second, oceans of new data are being generated by the Internet, smartphones, satellites and other innovations. This data is commonly referred to as “Big Data” or “alternative data.”

Many asset managers are seeking to harness the power of Big Data by using technologies like natural language processing, image recognition and machine learning to analyze it and find investment insights.

BlackRock’s Systematic Active Equity investment team has been using these technologies to analyze alternative data for more than a decade. Over this time, the team has learned four key lessons that can help effectively use these technologies within an investment process.

## Four lessons for asset managers that seek to incorporate Big Data in their investment process:

### LESSON 1

There needs to be lots of data sources, as well as the “right” data.

11010  
0010

### LESSON 2

Technologies like machine learning must be paired with the dedicated expertise to use them.



### LESSON 3

An investment team’s technology may lose its edge without constant innovation.



### LESSON 4

Innovation is dependent on a collaborative team culture, which needs to be developed over time.



# Introduction

## **New technologies are transforming our lives.**

Smartphones, GPS and “smart home” devices like Alexa and Siri are just a few examples of technologies that are changing communication, transportation and daily tasks. Industries are being transformed just as much, with companies finding new ways to improve their goods and services using innovative technologies. Asset managers are no exception.

Why wouldn't asset managers want to use every tool available to them to generate better returns for clients?

In particular, many asset managers are focusing on the new kinds of data that innovations in technology are creating, such as electronic text, geolocation and web traffic, also known as “alternative data” or “Big Data.” When structured in the right ways, alternative data has the potential to provide insights into company and industry prospects. Consequently, asset managers are gathering large amounts of alternative data and analyzing it using technologies such as natural language processing, image recognition and machine learning in order to improve investment performance.

BlackRock has been at the forefront of this evolution. For close to a decade, BlackRock's Systematic Active

Equity (SAE) team has been analyzing Big Data using technologies like machine learning in its quest to constantly improve investment outcomes.

However, as other investment managers start using these technologies, they face risks along with their clients. Unbridled enthusiasm for what something like artificial intelligence can do for investment performance may result in unrealistic expectations and could obscure the necessary requirements for effectively using it.

Over the years, BlackRock's SAE team has learned four key lessons when applying technologies to analyze massive data sets. We believe using Big Data and technologies such as machine learning in an investment process requires: 1) access to and experience with many kinds of alternative data; 2) seasoned expertise in creating, refining and applying technologies to structure alternative data; 3) the ability to continually innovate new ways of analyzing this data; and 4) an investment culture that sustains innovation through collaboration and constructive debate. Clients can view these lessons as criteria for evaluating how effectively asset managers will be able to use Big Data and technologies like machine learning to gain investment insights.

**Figure 1: For about a decade, BlackRock's SAE team has been using innovative technologies to analyze Big Data. In recent years, other asset managers have started to as well amid much media hype.**

**Is Big Data the Key to Bigger Investment Returns?**

-MORNINGSTAR

**Machine learning is transforming investment strategies for asset managers**

-CNBC

**Race is on to grab most possible from machine learning**

-PENSIONS & INVESTMENTS

**Asset management's fight for 'alternative data' analysts heats up**

-FINANCIAL TIMES

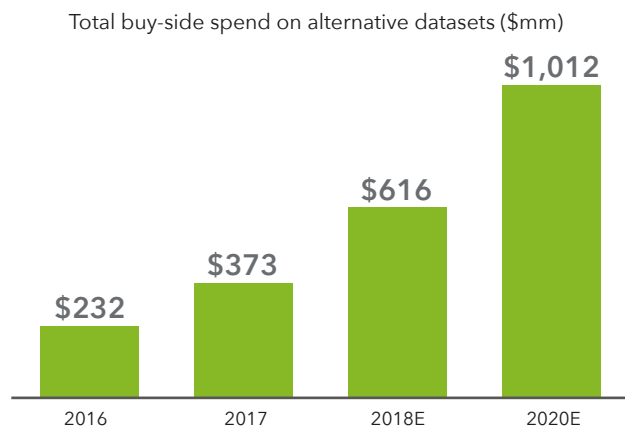
Source: Headlines from Morningstar (2/2018), CNBC (6/06/2017), Pensions & Investments (4/16/2018) and Financial Times (1/29/2018). Provided for Illustration only.

## LESSON 1

# Lots of data sources, as well as the “right” data

Investment teams looking to harness the power of Big Data must cast a wide net when seeking to find the right data to enhance investment outcomes. Why is that? The global economy and financial markets are highly complex, so the data they generate are often unstructured and noisy. It is important to leave no stone unturned and to evaluate as much data as possible to determine which may be most useful within an investment process (see Figure 2). That is why SAE researchers trialed over 70 new datasets in 2017 alone.

**Figure 2: Asset managers are spending more on data; however, they need to be able to discern which data is useful and which isn't.**  
Spend in alternative data



Source: AlternativeData.org, as of March 31, 2018. The above estimates are those of AlternativeData.org. There is no guarantee that forecasts made will come to pass.

The data itself needs to be tested for its quality and additivity to a forecasting model. When SAE on-boards a new dataset, we clean it and then run it through our own battery of statistical tests to determine the value of

the information it provides. In technologically advanced regions such as the U.S. where we already have a lot of information about the firms we invest in, the bar to finding new data that is useful is high. After years of experience, we have learned that new data is not always additive to existing models. However, you never know that unless you try! And even in projects that are not successful immediately, these are often ideas that can be used for other projects in the future.

Once the “right” data is found, it is highly unlikely that a single data set will produce accurate forecasts. We have learned that if an asset manager wants to use data science techniques in seeking to enhance its investment outcomes, it needs to use multiple datasets. What does that look like in reality?

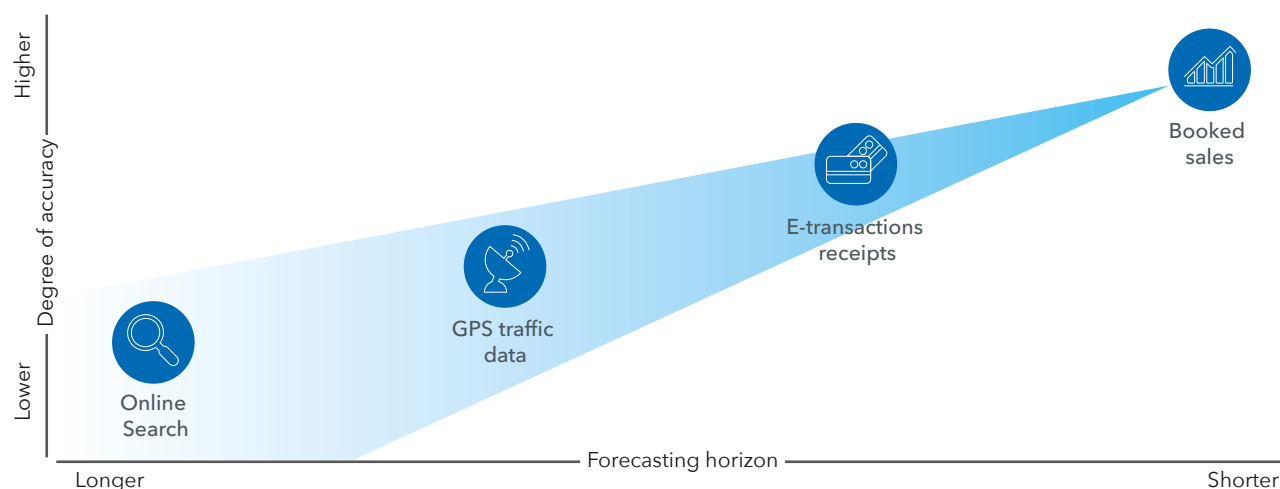
Take analyzing data on consumer behavior when seeking to forecast future sales growth of a retailer. Geo-location data sourced from mobile phone beacons can be useful in recording consumer foot traffic in physical stores. But, foot traffic in and of itself does not mean any sales occurred. Fortunately, there are many data sources that can shed light on consumer intentions and could help inform our assessment of a retailer’s sales growth.

At one end of the spectrum, analyzing aggregated internet search activity can capture changing consumer sentiment towards a company’s brand or products. Still, data on internet search activity has a long forecasting horizon and less forecasting accuracy given there are several steps consumers must take after an Internet search

before they purchase. At the other end of the spectrum, there is aggregated consumer transaction data as it is recorded by banks and credit card providers that can help enable our forecasting models to track actual consumer spending (and ultimately, reported revenues). By using multiple data sources to corroborate one another and answer the same investment question, we can significantly improve the quality of our forecasts (see Figure 3).

Lastly, as recent press has highlighted, when using aggregated consumer data, there needs to be a strict procurement and compliance framework to protect individual privacy. As a part of BlackRock, SAE has a variety of compliance rules it needs to adhere to when using data sources. SAE only uses aggregated and anonymized data, so we deliberately avoid accessing personally identifiable information.

**Figure 3: Datasets taken individually have varying levels of accuracy when used to forecast. When datasets are used in combination, they can increase a forecast’s overall strength.**



Source: BlackRock, as of May 31, 2018. Provided for illustrative purposes only, not meant to depict actual data.

### Questions for the investment manager

What is their current number of alternative data sources and how much has that number grown over time?

What is their annual budget for new data sources and has it grown each year over the last five years?

Describe the processes in place to assess new sources of data.

What procedures does the asset manager follow to ensure its investment process is not compromised by privacy breaches of personal data?

# Technology is little help without the expertise to use it

The ability of technology to analyze a massive amount of data within seconds is so impressive it can make us forget that it is human expertise that brings technology's power to life. Take machine learning. Not only can machine learning algorithms analyze reams of data in a flash and generate insights, they can determine relationships between a vast number of data inputs in a way that adapts to changing data patterns. In doing so, machine learning can learn faster than humans in addition to quickly analyzing large amounts of data.

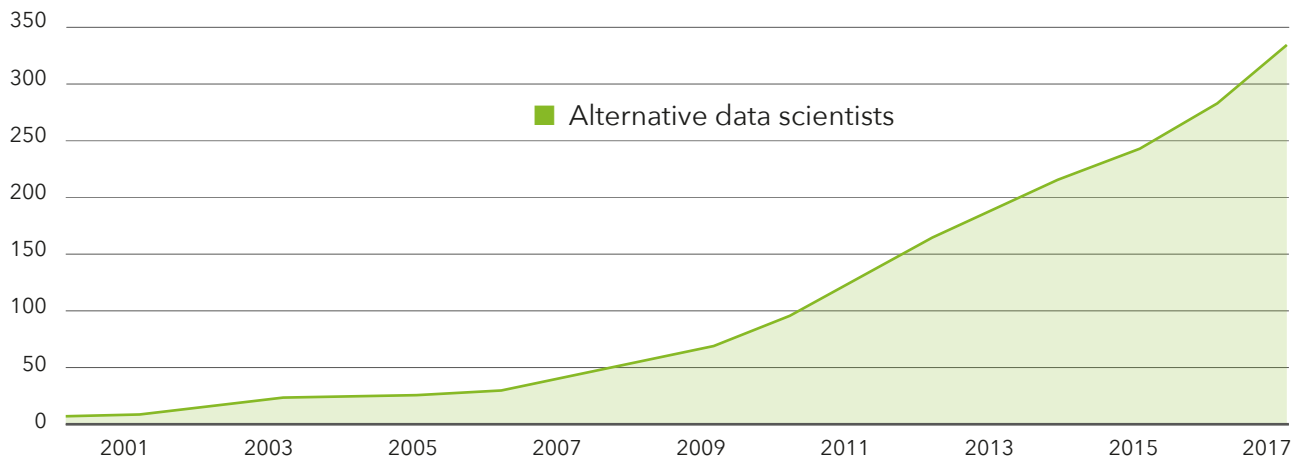
Though the computational and adaptive ability of machine learning exceeds human ability, the ultimate success of the application of machine learning (or any technology) is still reliant on human beings developing and refining it. To that end, SAE has built up its data and computer science capabilities over the past decade through hiring and developing talent, so we can both create and improve the technologies used in our process (see Figure 4 depicting hiring of data scientists in the asset management industry).

What does that research expertise look like in practice? Take signal combination. Signal combination is a machine-learning model which SAE researchers developed to learn the relationship between stock returns and a vast array of quantitative data, including

accounting information and analyst forecasts. One issue highlighted by our research was that the model was treating periods of stable performance and infrequent episodes of drawdown with equal importance when analyzing market data. This observation led to an important change where the algorithm was refined to penalize drivers of extreme negative short-term performance. Put another way: SAE researchers had to calibrate and train the model to think and learn like an investor.

When designing a machine learning technique it is additionally important to take into account what we as investors have already learned about markets. Making sure that new technology is adding value to existing models is a key tenant of any piece of SAE research. Thus, the expertise that is needed encompasses not just the ability to create and refine technology but also knowing to ask the right questions to vet ideas. For example, a highly sophisticated model using cutting-edge techniques, which simply rediscovers well-documented stock market behaviors such as "momentum" or "value" would represent a highly inefficient use of research resources. In practice, we encourage the technology we use to reveal insights about what we as investors know less about.

Figure 4: Asset managers have been hiring experts in “alternative data” since the early 2000s, but in recent years, hiring has gained momentum.



Source: AlternativeData.org, as of March 31, 2018.

### Questions for the investment manager

How many data and computer scientists are dedicated to the firm’s investment teams, and what are their years of experience in their fields and their tenure at the firm?

What special steps (if any) is the firm taking to recruit and retain its data and computer science talent?

In what ways are data science, computer science and other technology expertise integrated into the investment process?

In what ways are data and computer scientists included in the vetting process for incorporating (or improving) new technology to ensure that the new technology will add value?

# Technology may lose its edge without continuous innovation

The philosophy of SAE is informed by its belief that markets are continuously changing, so investment opportunities have a lifecycle. Investment opportunities are created by market inefficiencies, and these opportunities can be discovered by analyzing alternative data through data science techniques. However, investment opportunities will be broadly discovered over time and efficiently priced. To keep up with new opportunities as others fade, an investment team needs to be relentless about 1) finding new data sources and 2) innovating the technologies used to analyze that data.

Take as an example how SAE has innovated its natural language processing techniques to analyze corporate language to help forecast company prospects. The initial work focused on measuring sentiment in broker reports or company filings through counting the use of positive words that had been predefined by SAE researchers (e.g., "Upgrade", "Growth", "Opportunity") vs negative (e.g., "Downgrade", "Threat", "Competition"). As time went on, we began to focus on the source and target audience of the text. For example, we discovered that on corporate conference calls, remarks by CEOs tend to be more positive

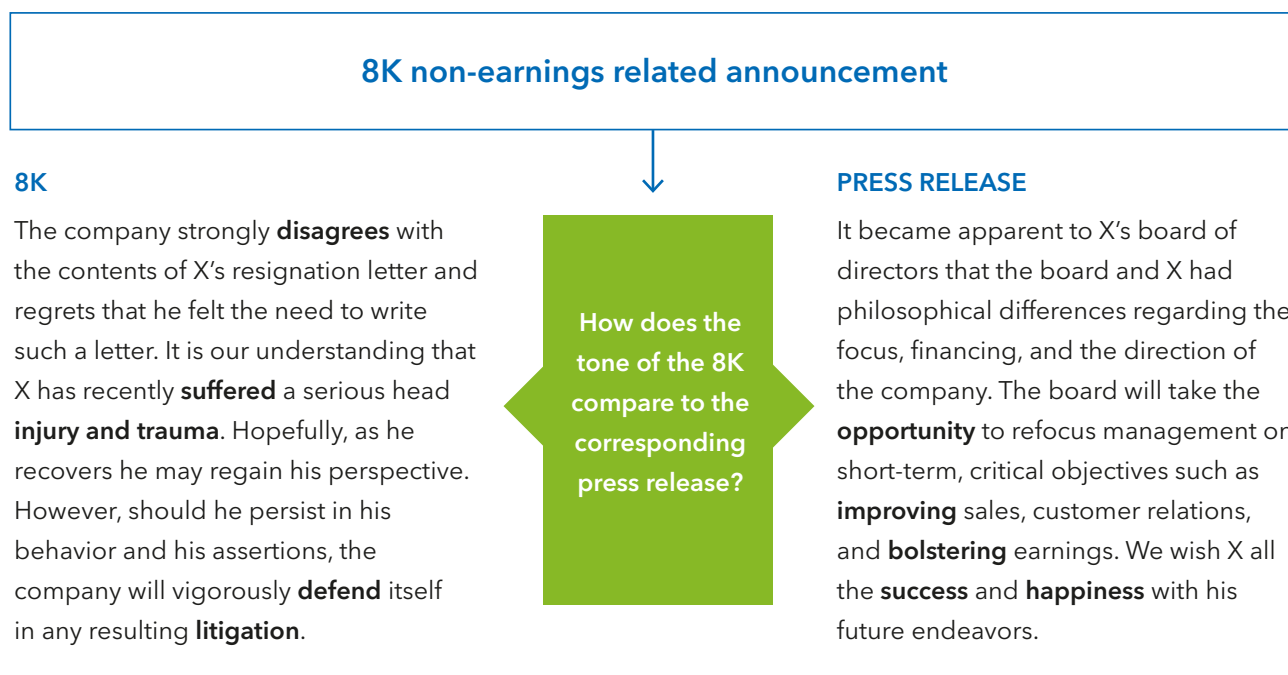
and scripted, so focusing on the CFO's remarks or the Q&A sections of the call proved consistently more useful. We also began comparing sentiment from one source (such as information given to the market) with another source (such as information given to a regulator) to help identify instances of company spin versus hard facts (see Figure 5).

Finally, a material innovation came through combining natural language processing with advanced machine learning techniques. SAE innovation no longer relied on researchers having to program a set of predefined words, as in days past. By applying learning algorithms, the technology learns in an adaptive way what words are most important for forecasting future returns and fundamentals for a given stock.

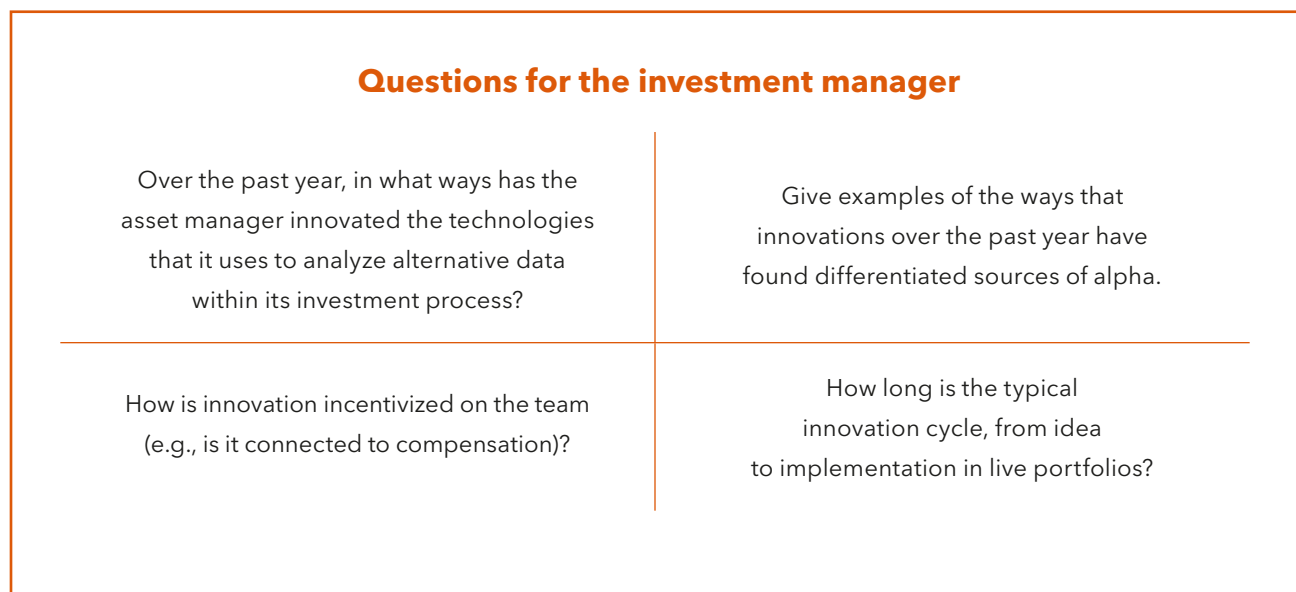
SAE's continuous innovation in machine learning has made corresponding insights very different from the ones that we used eight years ago; thereby, creating an ability to find new investment opportunities. Soon others may be implementing our approach as well, but by that time, our expectation is that we will be using an evolved technology.



Figure 5: Natural language processing can be used to detect ways a company may try to make its prospects appear better than they are.



Source: SEC EDGAR. Paul Ma, *Information or Spin? Evidence from Language Differences Between 8-Ks and Press Releases*, 2012.



# Innovation is dependent on a collaborative culture developed over time

The reams of data generated by technologies like the Internet and smartphones can be structured to provide investment insights. While there needs to be dedicated data and computer science expertise within an investment team to analyze the data, our experience in integrating teams with diverse skill sets has shown us that having specific expertise on a team is not enough.

If a team is to be truly innovative, we believe there must be a culture of collaboration and constructive debate across these diversifying disciplines. Members — from senior to the most junior — must be encouraged to work together regularly to improve current data techniques and to test ideas in a beta environment, without fear of failure.

SAE teams regularly engage in “hackathons” where team members work together and compete to create

technologies and new uses for current technologies that can aid the investment process. These cutting-edge tools may find new sources of alpha for all SAE strategies.

Collaboration requires knowledge sharing, which can be facilitated with the right tools. For example, SAE’s more than 30 years\* of prior research is accessible to all its team members via an internal intranet page. This open archive supports efficient idea generation through documenting both successful and unsuccessful projects.

In the end, a culture that enables innovation to thrive can require many years to create as it depends on the right leadership and team chemistry. Yet, without it, effective innovation may not be sustainable.

\* Includes time at predecessor firms.

## Questions for the investment manager

Does the asset manager have a culture of collaboration and constructive debate (that can sustain innovation over time)?  
Give examples.

On a daily basis, how exactly do data and computer scientists collaborate with team members with more traditional investment roles and backgrounds?

Meet with data scientists (and other technologists), portfolio managers and junior level members on the team. How would they describe their team’s culture?

Is knowledge sharing required and facilitated among all team members through formalized means, such as through an intranet page?

---

# Conclusion

Today, investment managers can discover fresh investment insights by using powerful technologies to analyze Big Data. However, there are right ways and wrong ways for investment managers to use Big Data and the technologies that analyze it. Ultimately, it is an investment team's expertise and culture that translate the power of technology into better investment outcomes. Investors can use the questions provided in this paper to help determine if an investment manager has the elements to realize the potential that new technologies may have for performance.



**Richard Mathieson**, Managing Director at BlackRock, is a member of the Systematic Active Equity division within BlackRock's Active Equities Group. He is a Portfolio Manager responsible for global equity strategies.




**Raffaele Savi**, Managing Director, is Co-CIO of Active Equity and Co-Head of Systematic Active Equity at BlackRock.



**Jeff Shen, PhD**, Managing Director, is Co-CIO of Active Equity and Co-Head of Systematic Active Equity at BlackRock.

## Want to know more?



**THE INFORMATION CONTAINED HEREIN MAY BE PROPRIETARY IN NATURE, AND MAY NOT BE REPRODUCED, COPIED OR DISTRIBUTED WITHOUT THE PRIOR CONSENT OF BLACKROCK, INC. ("BLACKROCK").** Any reference herein to any security and/or a particular issuer shall not constitute a recommendation to buy or sell, offer to buy, offer to sell, or a solicitation of an offer to buy or sell any such securities issued by such issuer. **Performance and Fees Past performance is not a guarantee or a reliable indicator of future results.** Certain performance figures do not reflect the deduction of investment advisory fees (described in Part II of BlackRock's Form ADV) but they do reflect commissions, other expenses (except custody), and reinvestment of earnings. Such fees that a client may incur in the management of their investment advisory account may reduce the client's return. For example, assuming an annual gross return of 8% and an annual management/advisory fee of .40%, the net annualized total return of the portfolio would be 7.58% over a 5-year period. The "net of fees" performance figures reflect the deduction of actual investment advisory fees but do not reflect the deduction of custodial fees. All periods longer than one year are annualized. (Separate account clients may elect to include BlackRock funds in their portfolio; sector funds may be subject to additional terms and fees.) **Forward Looking Information:** This material may contain "forward-looking" information that is not purely historical in nature. Such information may include, among other things, projections, forecasts, estimates of yields or returns, and proposed or expected portfolio composition. Moreover, where certain historical performance information of other investment vehicles or composite accounts managed by BlackRock, Inc. and/or its subsidiaries (together, "BlackRock") has been included in this material and such performance information is presented by way of example only. No representation is made that the performance presented will be achieved, or that every assumption made in achieving, calculating or presenting either the forward-looking information or the historical performance information herein has been considered or stated in preparing this material. Any changes to assumptions that may have been made in preparing this material could have a material impact on the investment returns that are presented herein by way of example. This material is not intended to be relied upon as a forecast, research or investment advice, and is not a recommendation, offer or solicitation to buy or sell any securities or to adopt any investment strategy. The opinions expressed may change as subsequent conditions vary. The information and opinions contained in this material are derived from proprietary and nonproprietary sources deemed by BlackRock to be reliable, are not necessarily all inclusive and are not guaranteed as to accuracy. There is no guarantee that any forecasts made will come to pass. **Index:** It is not possible to directly invest in an unmanaged index. **Risk:** Equities may decline in value due to both real and perceived general market, economic, and industry conditions. Investments in value securities involve the risk that the market's value assessment may differ from the manager and the performance of the securities may decline. Investing in securities of smaller companies tends to be more volatile and less liquid than securities of larger companies. Investing in distressed companies (both debt and equity) is speculative and may be subject to greater levels of credit, issuer and liquidity risks, and the repayment of default obligations contains significant uncertainties; such companies may be engaged in restructurings or bankruptcy proceedings. Investing in foreign denominated and/or domiciled securities may involve heightened risk due to currency fluctuations, and economic and political risks, which may be enhanced in emerging markets. Investments in companies engaged in mergers, reorganizations or liquidations may involve special risks as pending deals may not be completed on time or on favorable terms. High-yield, lower-rated, securities involve greater risk than higher-rated securities; portfolios that invest in them may be subject to greater levels of credit and liquidity risk than portfolios that do not. Derivatives may involve certain costs and risks such as liquidity, interest rate, market, credit, management and the risk that a position could not be closed when most advantageous. Investing in derivatives could lose more than the amount invested. Diversification does not ensure against loss.

**THIS MATERIAL IS HIGHLY CONFIDENTIAL AND IS NOT TO BE REPRODUCED OR DISTRIBUTED TO PERSONS OTHER THAN THE RECIPIENT.**

©2018 BlackRock, Inc. All Rights Reserved. **BLACKROCK** is a registered and unregistered trademark of BlackRock, Inc. or its subsidiaries in the United States and elsewhere. All other trademarks are those of their respective owners.

Prepared by BlackRock Investments, LLC, member FINRA.

Not FDIC Insured • May Lose Value • No Bank Guarantee

Lit. No. TECH-AM-BR-0718

180723T-0618

**BLACKROCK®**

AE0718U-542110-1698168