

BlackRock[®]

Rethinking Retirement

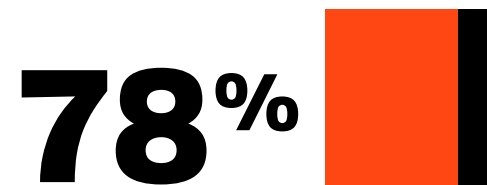
Bipartisan alignment.

90% of registered voters surveyed think there is currently a retirement savings crisis in America.

1 Retirement trajectory



of registered voters plan to retire.




Of those not planning to retire say it is because they will be unable to afford it.

64 Average expected retirement age.

\$2.191m


Average expected amount of savings needed for retirement.

2 Top retirement concerns



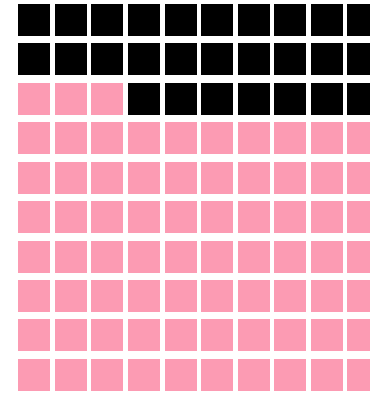
78%

of registered voters are concerned about not having enough money to take care of long-term care expenses, such as nursing home costs, throughout retirement.



75%

are concerned about not being able to maintain their standard of living throughout retirement.



73%

are concerned about having inadequate savings or investments to fund needs in retirement.

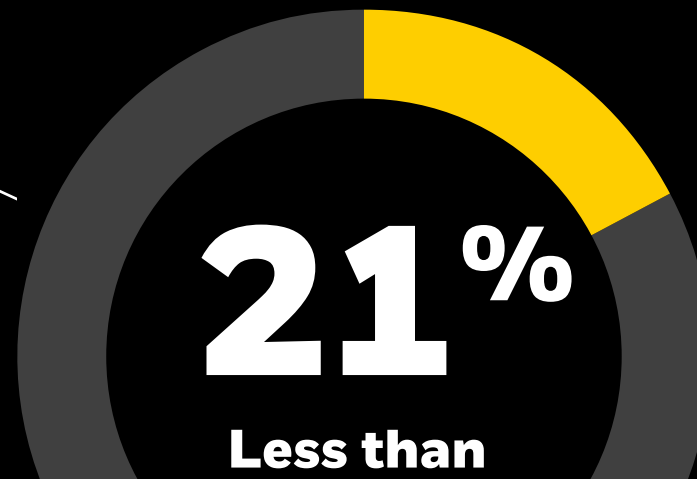
3 Retirement savings

Only **22%**

of registered voters are extremely or very confident that they will have enough money to live on throughout their retirement years.



How much have you currently saved for retirement?



\$50,000

15%

\$50,000
to \$150,000

19%

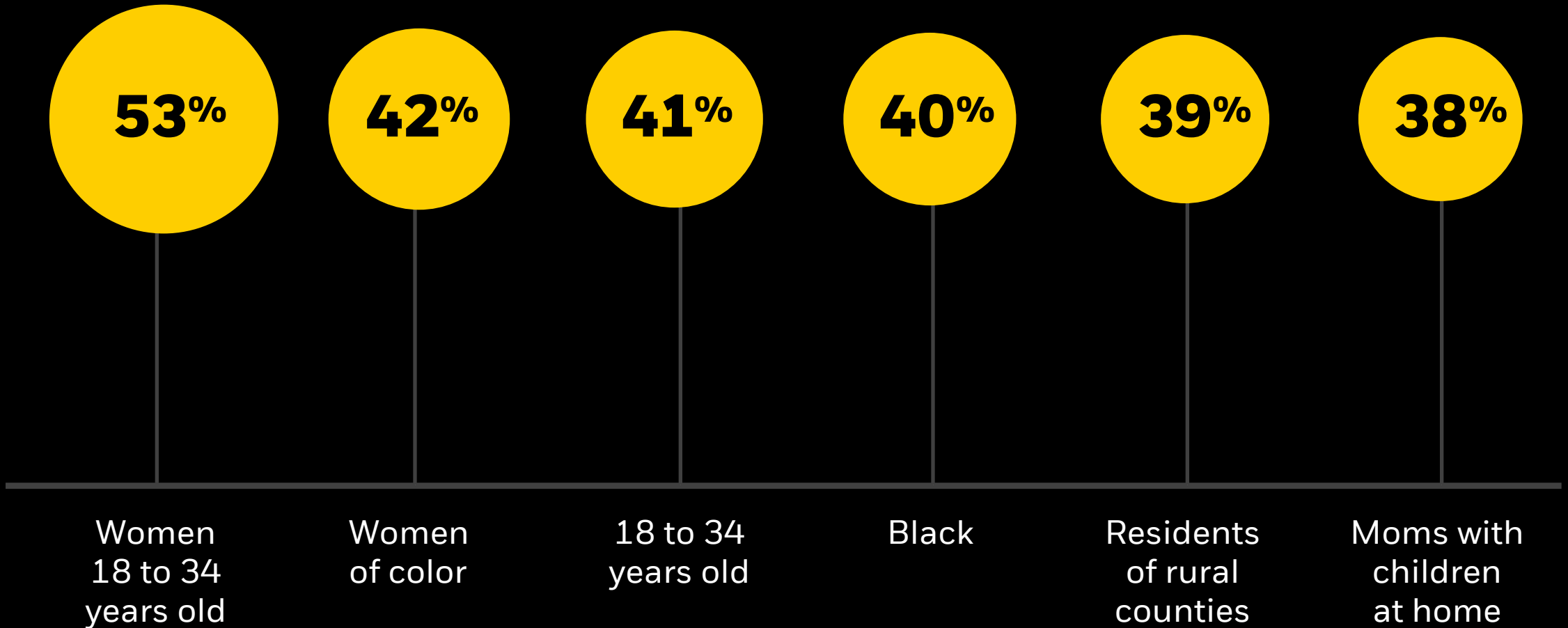
\$150,000
to \$500,000

15%

\$500k
or more


66% of registered voters have less than \$150,000 in retirement savings, including 54% of Gen X voters (44 to 59-year olds)

Top demographic groups with no retirement savings



4 Emergency savings

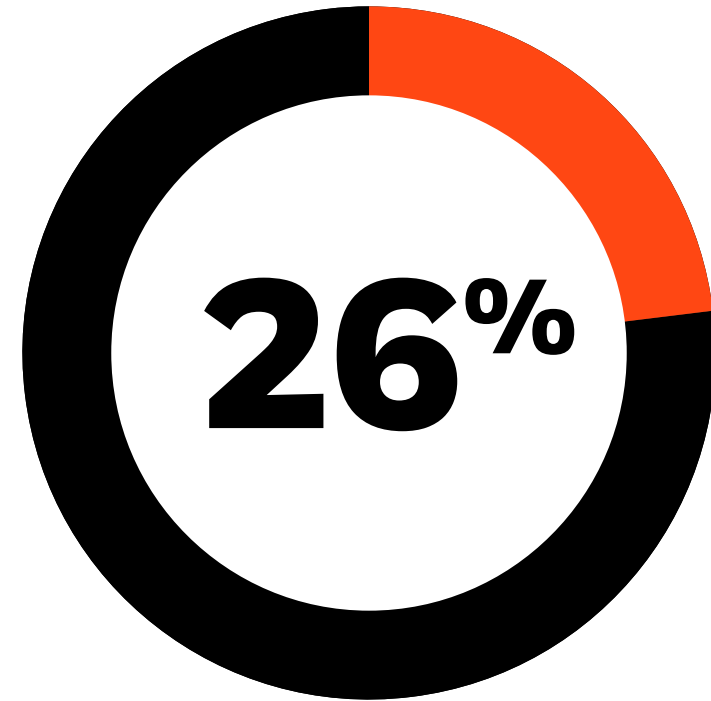
Only



of registered voters have more than


\$10,000

readily available in savings



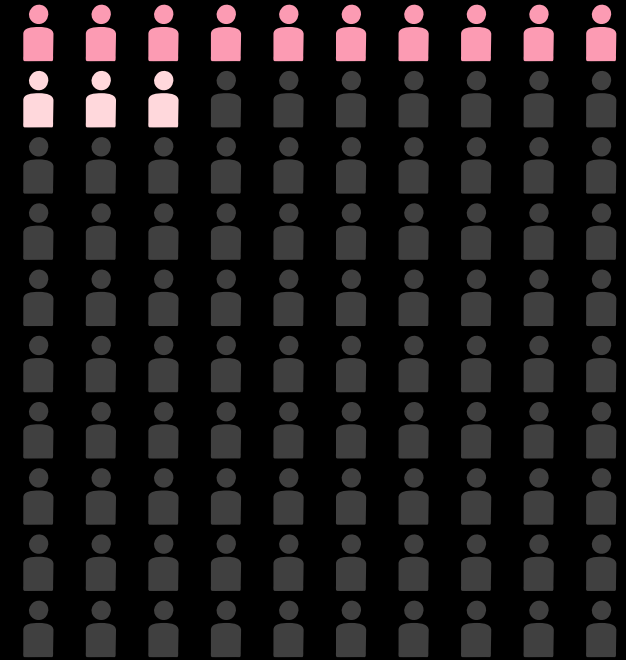
do not have any readily available savings (e.g., in cash, or a checking, savings or money market account)

Top demographic groups without any emergency savings



Time to Rethink Retirement.

Only **13%**



of **registered voters**, including just **3%** of **Independent voters**, think elected officials in Washington, D.C. are focused on helping people like them plan and save for a secure retirement.

The survey provides insights from a research study of 1,000 national registered voters in the United States. The survey is executed by Public Opinion Strategies, an independent research firm. All interviews were conducted from August 13 through August 18, 2024. The margin of error is +/- 3.1%.

This material is intended for information purposes only, and does not constitute investment advice, a recommendation or an offer or solicitation to purchase or sell any securities, funds or strategies to any person in any jurisdiction in which an offer, solicitation, purchase or sale would be unlawful under the securities laws of such jurisdiction. The opinions expressed are subject to change without notice. Reliance upon information in this material is at the sole discretion of the reader. Investing involves risks.

© 2024 BlackRock, Inc or its affiliates. All Rights Reserved. BLACKROCK and READ ON RETIREMENT are trademarks of BlackRock, Inc. or its affiliates. All other trademarks are those of their respective owners.

BlackRock[®]