

SHV

iShares Short Treasury Bond ETF

Fact Sheet as of 06/30/2019

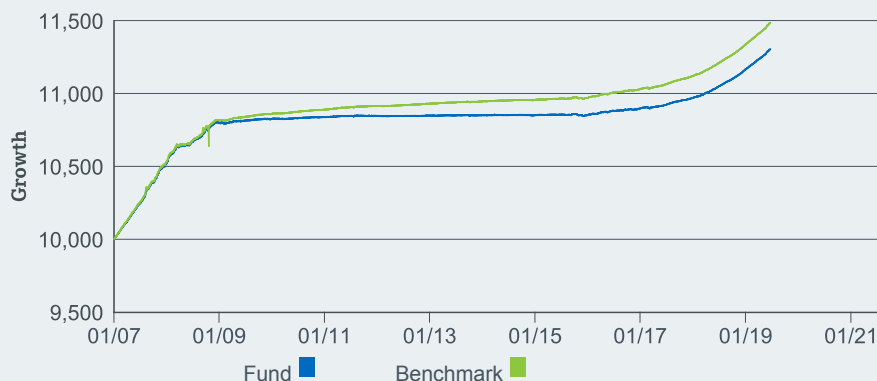
iShares®
by BLACKROCK®

The iShares Short Treasury Bond ETF seeks to track the investment results of an index composed of U.S. Treasury bonds with remaining maturities between one month and one year.

WHY SHV?

- 1 Exposure to U.S. Treasury bonds that mature in less than 1 year
- 2 Targeted access to a specific segment of the U.S. Treasury market
- 3 Use to customize your exposure to Treasuries

GROWTH OF 10,000 USD SINCE INCEPTION



The Growth of \$10,000 chart reflects a hypothetical \$10,000 investment and assumes reinvestment of dividends and capital gains. Fund expenses, including management fees and other expenses were deducted.

PERFORMANCE

	1 Year	3 Year	5 Year	10 Year	Since Inception
NAV	2.35%	1.28%	0.82%	0.45%	0.99%
Market Price	2.35%	1.28%	0.82%	0.45%	0.99%
Benchmark	2.49%	1.43%	0.95%	0.58%	1.11%

The performance quoted represents past performance and does not guarantee future results. Investment return and principal value of an investment will fluctuate so that an investor's shares, when sold or redeemed, may be worth more or less than the original cost. Current performance may be lower or higher than the performance quoted. Performance data current to the most recent month end may be obtained by visiting www.iShares.com or www.blackrock.com.

Market returns are based upon the midpoint of the bid/ask spread at 4:00 p.m. eastern time (when NAV is normally determined for most ETFs), and do not represent the returns you would receive if you traded shares at other times.

KEY FACTS

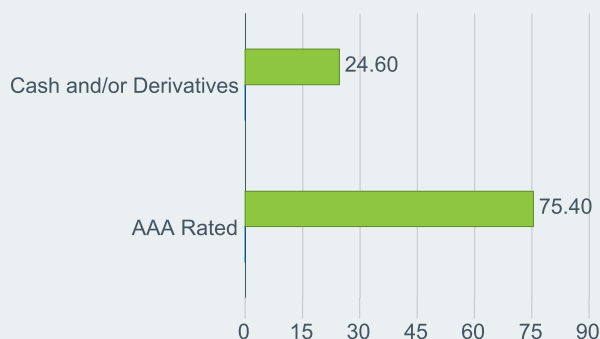
Fund Launch Date	01/05/2007
Expense Ratio	0.15%
Benchmark	ICE U.S. Treasury Short Bond Index
30 Day SEC Yield	2.15%
Number of Holdings	52
Net Assets	\$24,594,542,249
Ticker	SHV
CUSIP	464288679
Exchange	NASDAQ

TOP HOLDINGS (%)

TREASURY BILL	25.86
TREASURY NOTE	4.61
BLK CSH FND TREASURY SL	
AGENCY	4.31
TREASURY NOTE	4.17
TREASURY NOTE	4.00
TREASURY NOTE	3.90
TREASURY NOTE	3.86
TREASURY NOTE	3.84
TREASURY NOTE	3.43
TREASURY NOTE	3.29
	61.27

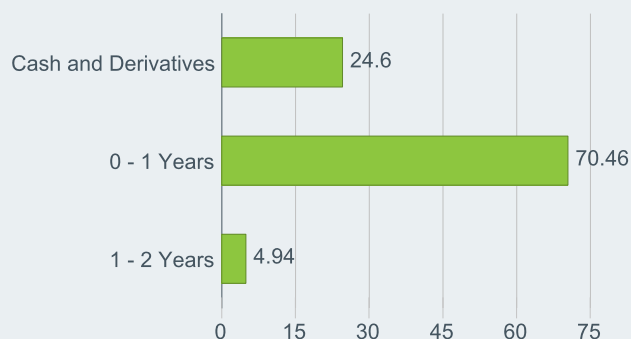
Holdings are subject to change.

CREDIT RATINGS BREAKDOWN (%)



Credit quality ratings on underlying securities of the fund are received from S&P, Moody's and Fitch and converted to the equivalent S&P major rating category. This breakdown is provided by BlackRock and takes the median rating of the three agencies when all three agencies rate a security the lower of the two ratings if only two agencies rate a security and one rating if that is all that is provided. Unrated securities do not necessarily indicate low quality. Below investment-grade is represented by a rating of BB and below. Ratings and portfolio credit quality may change over time.

MATURITY BREAKDOWN (%)



FEES AND EXPENSES BREAKDOWN

Expense Ratio	0.15%
Management Fee	0.15%
Acquired Fund Fees and Expenses	0.00%
Foreign Taxes and Other Expenses	0.00%

FUND CHARACTERISTICS

Weighted Average Maturity	0.40 yrs
Standard Deviation (3yrs)	0.26%
Effective Duration	0.40

GLOSSARY

Weighted Average Maturity is the length of time until the average security in the fund will mature or be redeemed by its issuer. It indicates a fixed income fund's sensitivity to interest rate changes. Longer average weighted maturity implies greater volatility in response to interest rate changes.

Effective Duration is a measure of the potential responsiveness of a bond or portfolio price to small parallel shifts in interest rates. Effective Duration takes into account the possible changes in expected bond cash flows due to small parallel shifts in interest rates.

Want to learn more? www.iShares.com  www.blackrockblog.com  @iShares

Carefully consider the Fund's investment objectives, risk factors, and charges and expenses before investing. This and other information can be found in the Fund's prospectus, and if available, summary prospectus, which may be obtained by calling 1-800-iShares (1-800-474-2737) or by visiting www.iShares.com or www.blackrock.com. Read the prospectus carefully before investing.

Investing involves risk, including possible loss of principal.

Fixed income risks include interest-rate and credit risk. Typically, when interest rates rise, there is a corresponding decline in bond values. Credit risk refers to the possibility that the bond issuer will not be able to make principal and interest payments.

An investment in the fund(s) is not insured or guaranteed by the Federal Deposit Insurance Corporation or any other government agency.

Performance shown reflects fee waivers and/or expense reimbursements by the investment advisor to the fund for some or all of the periods shown. Performance would have been lower without such waivers.

Diversification may not protect against market risk or loss of principal. Shares of iShares Funds are bought and sold at market price (not NAV) and are not individually redeemed from the Fund. Brokerage commissions will reduce returns.

Index returns are for illustrative purposes only. Index performance returns do not reflect any management fees, transaction costs or expenses. Indexes are unmanaged and one cannot invest directly in an index. Past performance does not guarantee future results.

"Acquired Fund Fees and Expenses" reflect the Fund's pro rata share of the indirect fees and expenses incurred by investing in one or more acquired funds, such as mutual funds, business development companies, or other pooled investment vehicles. AFPE are reflected in the prices of the acquired funds and thus included in the total returns of the Fund.

The iShares Funds are distributed by BlackRock Investments, LLC (together with its affiliates, "BlackRock").

© 2019 BlackRock. All rights reserved. **iSHARES**, **iBONDS** and **BLACKROCK** are registered trademarks of BlackRock Inc, or its subsidiaries. All other marks are the property of their respective owners.

FOR MORE INFORMATION, VISIT WWW.ISHARES.COM OR CALL 1-800 ISHARES (1-800-474-2737)

iS-SHV-F0619

Not FDIC Insured - No Bank Guarantee - May Lose Value

501848

BLACKROCK[®]