

BlackRock Euro Investment Grade Fixed Maturity Bond Fund 2026

Class D Acc Hedged British Pound

BlackRock Ucits Funds

Unless otherwise stated, Performance, Portfolio Breakdowns and Net Asset information as at: 31-Mar-2024. All other data as at 10-Apr-2024.

This document is marketing material. For Investors in the UK. Investors should read the KIID/PRIPs document and prospectus prior to investing, and should refer to the prospectus for the funds full list of risks.

FUND OVERVIEW

- The Fund seeks to provide income, whilst aiming to preserve capital where Units are held until the Fund's MD, (a date notified by the Investment Manager (IM) within 20 Business Days after the end of the IOP). At the MD all Units will be redeemed at the prevailing Net Asset Value per Unit. The Fund is designed for investors to hold their Units until the MD. Capital may be lost if redemptions are made prior to MD.
- The Fund uses a "buy and maintain" strategy. Fixed income securities (FIS) will be held until their fixed MD when their capital will become repayable to the Fund. The Fund intends to invest initially up to 100% of its Net Asset Value in cash and near-cash instruments and gradually look to build up its portfolio so that within 20 days of the start of the IP, at least 80% of Net Asset Value is invested in Euro FIs which, at the time of purchase, are rated investment grade (IG) (or are deemed by the IM to be of an equal rating) and up to 20% of the Fund's Net Asset Value is invested in global FIS which are rated sub-IG (or deemed by the IM to be of an equal rating) and will hold these securities until their MD.
- The Fund will take into account environment, social and governance criteria in its investment selection as per the prospectus.


RISK INDICATOR

Lower Risk

Potentially Lower Rewards

Higher Risk

Potentially Higher Rewards



CAPITAL AT RISK: The value of investments and the income from them can fall as well as rise and are not guaranteed. Investors may not get back the amount originally invested.

KEY RISKS:

- Changes to interest rates, credit risk and/or issuer defaults will have a significant impact on the performance of fixed income securities. Non-investment grade fixed income securities can be more sensitive to changes in these risks than higher rated fixed income securities. Potential or actual credit rating downgrades may increase the level of risk.
- Fixed maturity products are designed for investors to hold the shares/units for the full period of the fund, otherwise the loss of capital may be greater. The fund may also see an enhanced risk to early closure. Given the changing nature of the assets held, the risks incurred by investors will differ during each period.
- The Fund seeks to exclude companies engaging in certain activities inconsistent with ESG criteria. Investors should therefore make a personal ethical assessment of the Fund's ESG screening prior to investing in the Fund. Such ESG screening may adversely affect the value of the Fund's investments compared to a fund without such screening.
- Counterparty Risk: The insolvency of any institutions providing services such as safekeeping of assets or acting as counterparty to derivatives or other instruments, may expose the Fund to financial loss.
- Credit Risk: The issuer of a financial asset held within the Fund may not pay income or repay capital to the Fund when due.
- Liquidity Risk: Lower liquidity means there are insufficient buyers or sellers to allow the Fund to sell or buy investments readily.

KEY FACTS

Asset Class : Fixed Income
Fund Launch Date : 09-May-2023
Share Class Launch Date : 09-May-2023
Fund Base Currency : EUR
Share Class Currency : GBP
Use of Income : Accumulating
Net Assets of Fund (M) : 225.96 EUR
Morningstar Category : -
SFDR Classification : Article 8
Domicile : Ireland
ISIN : IE000GVWPKW6
Management Company : BlackRock Asset Management Ireland Limited
 * or currency equivalent

FEES AND CHARGES

Annual Management Fee : 0.25%
Ongoing Charge : 0.51%
Performance Fee : 0.00%

DEALING INFORMATION

Minimum Initial Investment : 250,000 GBP *
Settlement : Trade Date + 3 days
Dealing Frequency : Daily, forward pricing basis
 * or currency equivalent

PORTFOLIO CHARACTERISTICS

Effective Duration : 2.03 yrs
Average Weighted Maturity : 2.14
Yield To Maturity : 3.67%
Number of Holdings : 56

PORTFOLIO MANAGER(S)

Tom Mondelaers
 Georgie Merson

**BlackRock Euro Investment Grade Fixed
Maturity Bond Fund 2026
Class D Acc Hedged British Pound
BlackRock Ucits Funds**



CALENDAR YEAR PERFORMANCE

Returns not available as there is less than one year performance data.

GROWTH OF HYPOTHETICAL 10,000 GBP SINCE INCEPTION

Returns not available as there is less than one year performance data.

CUMULATIVE & ANNUALISED PERFORMANCE

Returns not available as there is less than one year performance data.

The figures shown relate to past performance. Past performance is not a reliable indicator of current or future performance and should not be the sole factor of consideration when selecting a product or strategy. Share Class and Benchmark performance displayed in GBP, hedged share class benchmark performance is displayed in EUR. Performance is shown on a Net Asset Value (NAV) basis, with gross income reinvested where applicable. The return of your investment may increase or decrease as a result of currency fluctuations if your investment is made in a currency other than that used in the past performance calculation. **Source:** BlackRock

■ Share Class BlackRock Euro Investment Grade Fixed Maturity Bond Fund 2026Class D Acc Hedged British Pound

Contact Us

For EMEA: +353 1 612 3394 • www.blackrock.com • investor.services@blackrock.com

BlackRock Euro Investment Grade Fixed Maturity Bond Fund 2026

Class D Acc Hedged British Pound

BlackRock Ucits Funds

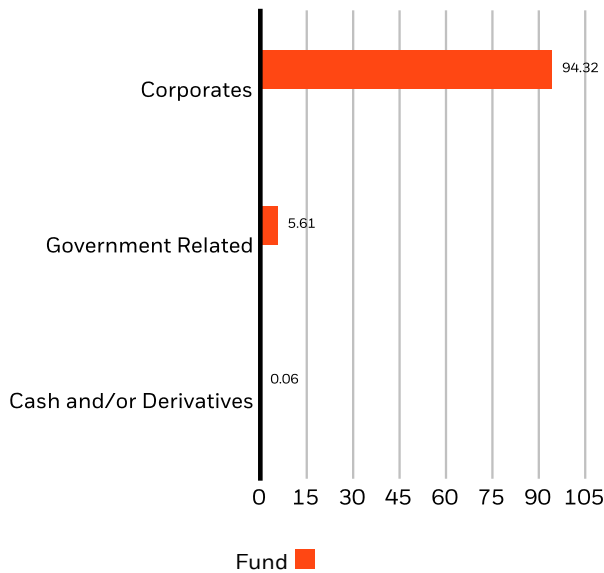


TOP 10 HOLDINGS (%)

| | |
|---------------------------------------|---------------|
| WELLS FARGO & COMPANY | 3.01% |
| BANQUE FEDERATIVE DU CREDIT MUTUEL SA | 3.01% |
| ENEL FINANCE INTERNATIONAL NV | 3.00% |
| LLOYDS BANK CORPORATE MARKETS PLC | 2.99% |
| CREDIT MUTUEL ARKEA | 2.99% |
| BPCE SA | 2.98% |
| CREDIT SUISSE AG (LONDON BRANCH) | 2.97% |
| BNP PARIBAS SA | 2.97% |
| BANCO SANTANDER SA | 2.93% |
| BRITISH TELECOMMUNICATIONS PLC | 2.91% |
| Total of Portfolio | 29.76% |

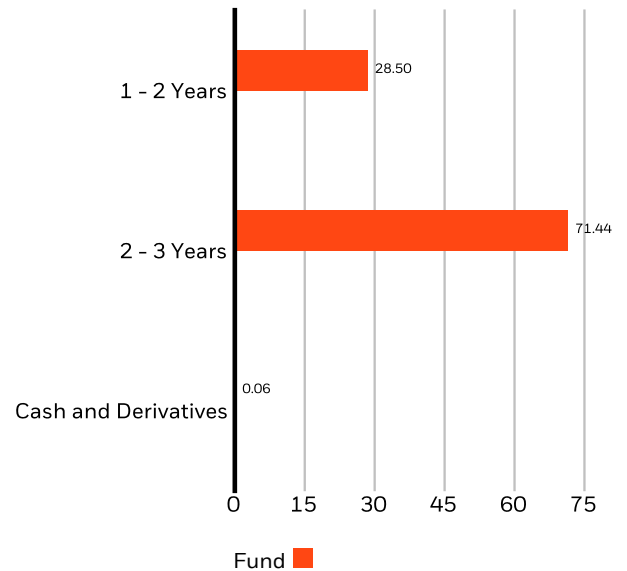
Holdings subject to change

SECTOR BREAKDOWN (%)



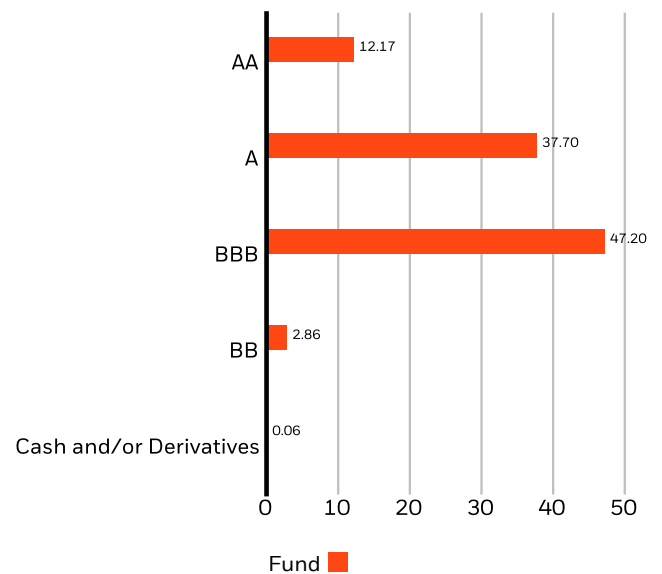
Allocations are subject to change. Source: BlackRock

MATURITY BREAKDOWN (%)



Allocations are subject to change. Source: BlackRock

CREDIT RATINGS (%)



Allocations are subject to change. Source: BlackRock

Contact Us

For EMEA: +353 1 612 3394 • www.blackrock.com • investor.services@blackrock.com

BlackRock Euro Investment Grade Fixed Maturity Bond Fund 2026 Class D Acc Hedged British Pound BlackRock Ucits Funds



SUSTAINABILITY CHARACTERISTICS

Sustainability Characteristics can help investors integrate non-financial, sustainability considerations into their investment process. These metrics enable investors to evaluate funds based on their environmental, social, and governance (ESG) risks and opportunities. This analysis can provide insight into the effective management and long-term financial prospects of a fund.

The metrics below have been provided for transparency and informational purposes only. The existence of an ESG rating is not indicative of how or whether ESG factors will be integrated into a fund. The metrics are based on MSCI ESG Fund Ratings and, unless otherwise stated in fund documentation and included within a fund's investment objective, do not change a fund's investment objective or constrain the fund's investable universe, and there is no indication that an ESG or Impact focused investment strategy or exclusionary screens will be adopted by a fund. For more information regarding a fund's investment strategy, please see the fund's prospectus.

| | | | |
|--|--------|---|--------|
| MSCI ESG % Coverage | 98.60% | MSCI ESG Fund Rating (AAA-CCC) | AA |
| MSCI ESG Quality Score - Peer Percentile | 92.13% | MSCI ESG Quality Score (0-10) | 7.15 |
| Funds in Peer Group | - | Fund Lipper Global Classification | - |
| MSCI Weighted Average Carbon Intensity % Coverage | 99.88% | MSCI Weighted Average Carbon Intensity (Tons CO2E/\$M SALES) | 118.65 |

All data is from MSCI ESG Fund Ratings as of **21 Mar 2024**, based on holdings as of **30 Nov 2023**. As such, the fund's sustainable characteristics may differ from MSCI ESG Fund Ratings from time to time.

To be included in MSCI ESG Fund Ratings, 65% (or 50% for bond funds and money market funds) of the fund's gross weight must come from securities with ESG coverage by MSCI ESG Research (certain cash positions and other asset types deemed not relevant for ESG analysis by MSCI are removed prior to calculating a fund's gross weight; the absolute values of short positions are included but treated as uncovered), the fund's holdings date must be less than one year old, and the fund must have at least ten securities.

IMPORTANT INFORMATION:

Certain information contained herein (the "Information") has been provided by MSCI ESG Research LLC, a RIA under the Investment Advisers Act of 1940, and may include data from its affiliates (including MSCI Inc. and its subsidiaries ("MSCI")), or third party suppliers (each an "Information Provider"), and it may not be reproduced or disseminated in whole or in part without prior written permission. The Information has not been submitted to, nor received approval from, the US SEC or any other regulatory body. The Information may not be used to create any derivative works, or in connection with, nor does it constitute, an offer to buy or sell, or a promotion or recommendation of, any security, financial instrument or product or trading strategy, nor should it be taken as an indication or guarantee of any future performance, analysis, forecast or prediction. Some funds may be based on or linked to MSCI indexes, and MSCI may be compensated based on the fund's assets under management or other measures. MSCI has established an information barrier between equity index research and certain Information. None of the Information in and of itself can be used to determine which securities to buy or sell or when to buy or sell them. The Information is provided "as is" and the user of the Information assumes the entire risk of any use it may make or permit to be made of the Information. Neither MSCI ESG Research nor any Information Party makes any representations or express or implied warranties (which are expressly disclaimed), nor shall they incur liability for any errors or omissions in the Information, or for any damages related thereto. The foregoing shall not exclude or limit any liability that may not by applicable law be excluded or limited.

Contact Us

For EMEA: +353 1 612 3394 • www.blackrock.com • investor.services@blackrock.com

BlackRock Euro Investment Grade Fixed Maturity Bond Fund 2026 Class D Acc Hedged British Pound BlackRock Ucits Funds

BlackRock®

GLOSSARY

SFDR Classification: Article 8: Products that promote environmental or social characteristics and promote good governance practices.

Article 9: Products that have sustainable investments as an objective and follow good governance practices. **Other:** Products that do not meet the criteria to be classified as Article 8 or 9.

Funds in Peer Group: The number of funds from the relevant Lipper Global Classification peer group that are also in ESG coverage.

Fund Lipper Global Classification: The fund peer group as defined by the Lipper Global Classification.

MSCI ESG Quality Score (0-10): The MSCI ESG Quality Score (0 - 10) for funds is calculated using the weighted average of the ESG scores of fund holdings. The Score also considers ESG Rating trend of holdings and the fund exposure to holdings in the laggard category. MSCI rates underlying holdings according to their exposure to industry specific ESG risks and their ability to manage those risks relative to peers.

MSCI Weighted Average Carbon Intensity (Tons CO2E/\$M SALES): Measures a fund's exposure to carbon intensive companies. This figure represents the estimated greenhouse gas emissions per \$1 million in sales across the fund's holdings. This allows for comparisons between funds of different sizes.

Yield to Maturity: Yield to Maturity (YTM) is the discount rate that equates the present value of bond's cash flows with its market price (including accrued interest). The fund YTM is the weighted average of fund's individual bond holding YTM's based upon Net Asset Value ('NAV'). The measure does not include fees and expenses. For callable bonds, YTM is the Yield-to-Worst.

MSCI ESG % Coverage: Percentage of the fund's holdings for which the MSCI ESG ratings data is available. The MSCI ESG Fund Rating, MSCI ESG Quality Score, and MSCI ESG Quality Score - Peer Percentile metrics are displayed for funds with at least 65% coverage.

Effective Duration: Effective duration is a measure of a fund's interest-rate sensitivity. Put simply, the longer a fund's duration, the more sensitive the fund is to shifts in interest rates. So a fund with a duration of 10 years is twice as volatile as a fund with a five-year duration.

MSCI ESG Fund Rating (AAA-CCC): The MSCI ESG Rating is calculated as a direct mapping of ESG Quality Scores to letter rating categories (e.g. AAA = 8.6-10). The ESG Ratings range from leader (AAA, AA), average (A, BBB, BB) to laggard (B, CCC).

MSCI ESG Quality Score - Peer Percentile: The fund's ESG Percentile compared to its Lipper peer group.

MSCI Weighted Average Carbon Intensity % Coverage: Percentage of the fund's holdings for which MSCI Carbon Intensity data is available. The MSCI Weighted Average Carbon Intensity metric is displayed for funds with any coverage. Funds with low coverage may not fully represent the fund's carbon characteristics given the lack of coverage.

IMPORTANT INFORMATION:

¹Negative weightings may result from specific circumstances (including timing differences between trade and settlement dates of securities purchased by the funds) and/or the use of certain financial instruments, including derivatives, which may be used to gain or reduce market exposure and/or risk management. Allocations are subject to change

In the UK and Non-European Economic Area (EEA) countries: this is issued by BlackRock Investment Management (UK) Limited, authorised and regulated by the Financial Conduct Authority. Registered office: 12 Throgmorton Avenue, London, EC2N 2DL. Tel: + 44 (0)20 7743 3000. Registered in England and Wales No. 02020394. For your protection telephone calls are usually recorded. Please refer to the Financial Conduct Authority website for a list of authorised activities conducted by BlackRock.

Regulatory Information: This document is marketing material. The fund is a sub fund of BlackRock UCITS Funds (the 'Fund'). The Fund is structured as a unit trust organised under the laws of Ireland and authorised by the Central Bank of Ireland as UCITS for the purposes of UCITS Regulations. Investment in the sub-fund(s) is only open to 'Qualified Holders', as defined in the relevant Fund Prospectus. Any decision to invest must be based solely on the information contained in the Company's Prospectus, Key Investor Information Document (KIID) and the latest half-yearly report and unaudited accounts and/or annual report and audited accounts, which are available in registered jurisdictions and available in local language where registered can be found at www.blackrock.com on the relevant product pages. Investors should understand all characteristics of the funds objective before investing. Prospectuses, Key Investor Information Documents and application forms may not be available to investors in certain jurisdictions where the Fund in question has not been authorised. Blackrock may terminate marketing at any time. For information on investor rights and how to raise complaints please go to <https://www.blackrock.com/corporate/compliance/investor-right> available in in local language in registered jurisdictions.

Any research in this document has been procured and may have been acted on by BlackRock for its own purpose. The results of such research are being made available only incidentally. The views expressed do not constitute investment or any other advice and are subject to change. They do not necessarily reflect the views of any company in the BlackRock Group or any part thereof and no assurances are made as to their accuracy.

This document is for information purposes only and does not constitute an offer or invitation to anyone to invest in any BlackRock funds and has not been prepared in connection with any such offer.

© 2024 BlackRock, Inc. All Rights reserved. BLACKROCK, BLACKROCK SOLUTIONS and iSHARES are trademarks of BlackRock, Inc. or its subsidiaries in the United States and elsewhere. All other trademarks are those of their respective owners.

Contact Us

For EMEA: +353 1 612 3394 • www.blackrock.com • investor.services@blackrock.com