

**ACTIVE**

# BlackRock Emerging Markets Alpha Tilts Fund

## Class D U.S. Dollar

### BlackRock Ucits Funds

**BlackRock****April 2024**

Unless otherwise stated, Performance, Portfolio Breakdowns and Net Asset information as at: 30-Apr-2024. All other data as at 14-May-2024.

This document is marketing material. For Investors in the UK. Investors should read the KIID/PRIIPs document and prospectus prior to investing, and should refer to the prospectus for the funds full list of risks.

#### FUND OVERVIEW

- The Fund aims to achieve long-term capital growth on your investment.
- In order to achieve its investment objective and policy, the Fund invests primarily in the equity securities (e.g. shares) of companies domiciled in, or the main business of which is in, emerging market countries and/or in the shares of companies domiciled in, or the main business of which is in, developed markets, but which have significant business operations in emerging markets.
- The Fund will use quantitative (i.e. mathematical or statistical) models in order to achieve a systematic (i.e. rule based) approach to stock selection, based on their expected contribution to portfolio returns when risk and transaction cost forecasts are taken into account.

#### RISK INDICATOR

##### Lower Risk

Potentially Lower Rewards

##### Higher Risk

Potentially Higher Rewards



**CAPITAL AT RISK:** The value of investments and the income from them can fall as well as rise and are not guaranteed. Investors may not get back the amount originally invested.

#### KEY RISKS:

- Emerging markets are generally more sensitive to economic and political conditions than developed markets. Other factors include greater 'Liquidity Risk', restrictions on investment or transfer of assets, failed/delayed delivery of securities or payments to the Fund and sustainability-related risks.
- Currency Risk: The Fund invests in other currencies. Changes in exchange rates will therefore affect the value of the investment.
- The value of equities and equity-related securities can be affected by daily stock market movements. Other influential factors include political, economic news, company earnings and significant corporate events.
- The Fund uses quantitative models in order to make investment decisions. As market dynamics shift over time, a quantitative model may become less efficient or may even present deficiencies under certain market conditions.
- Counterparty Risk: The insolvency of any institutions providing services such as safekeeping of assets or acting as counterparty to derivatives or other instruments, may expose the Fund to financial loss.
- Liquidity Risk: Lower liquidity means there are insufficient buyers or sellers to allow the Fund to sell or buy investments readily.

#### RATINGS



#### KEY FACTS

**Constraint<sup>†</sup>:** MSCI Emerging Markets Index

**Asset Class :** Equity

**Fund Launch Date :** 12-Dec-2017

**Share Class Launch Date :** 12-Dec-2017

**Share Class Currency :** USD

**Use of Income :** Accumulating

**Net Assets of Fund (M) :** 271.92 USD

**Morningstar Category :** -

**SFDR Classification :** Other

**Domicile :** Ireland

**ISIN :** IE00BDZSCT22

**Management Company :** BlackRock Asset Management Ireland Limited

\* or currency equivalent

#### FEES AND CHARGES

**Annual Management Fee :** 1.10%

**Ongoing Charge :** 0.82%

**Performance Fee :** 0.00%

#### DEALING INFORMATION

**Minimum Initial Investment :** 250,000 USD \*

**Settlement :** Trade Date + 3 days

**Dealing Frequency :** Daily, forward pricing basis

\* or currency equivalent

#### PORTFOLIO CHARACTERISTICS

**Price to Book Ratio :** 1.84x

**Price to Earnings Ratio :** 15.54x

**Standard Deviation (3y) :** 17.57

**3y Beta :** 0.98

**Number of Holdings :** 175

#### PORTFOLIO MANAGER(S)

Jeff Shen

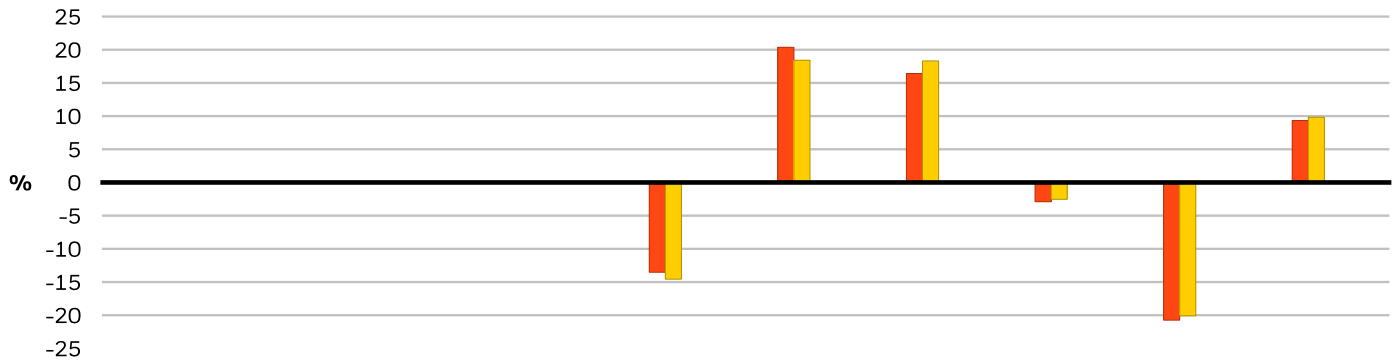
David Piazza

# BlackRock Emerging Markets Alpha Tilts Fund



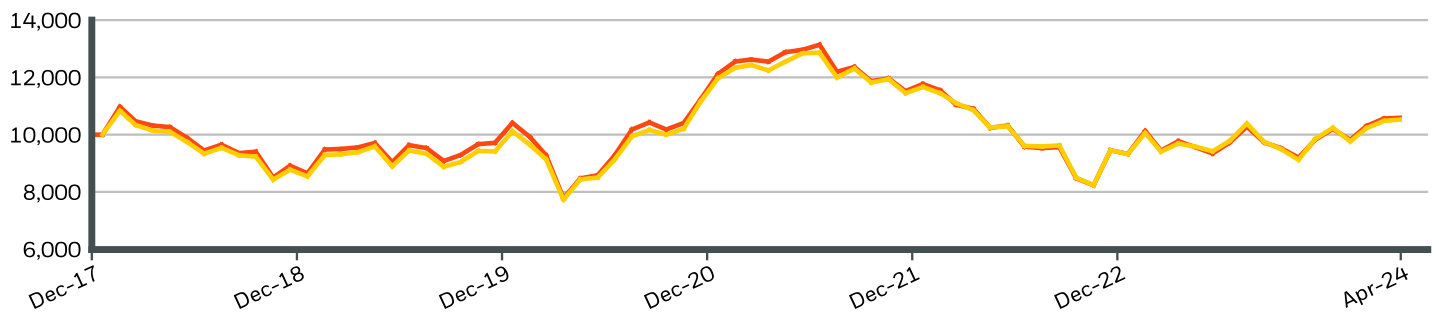
**Class D U.S. Dollar**  
**BlackRock Ucits Funds**

## CALENDAR YEAR PERFORMANCE



|                                | 2014 | 2015 | 2016 | 2017 | 2018   | 2019  | 2020  | 2021  | 2022   | 2023 |
|--------------------------------|------|------|------|------|--------|-------|-------|-------|--------|------|
| <b>Share Class</b>             | -    | -    | -    | -    | -13.53 | 20.37 | 16.42 | -2.90 | -20.75 | 9.34 |
| <b>Constraint<sup>†1</sup></b> | -    | -    | -    | -    | -14.57 | 18.42 | 18.31 | -2.54 | -20.09 | 9.83 |

## GROWTH OF HYPOTHETICAL 10,000 USD SINCE INCEPTION



## CUMULATIVE & ANNUALISED PERFORMANCE

|                                | CUMULATIVE (%) |      |       |      |       | ANNUALISED (% p.a.) |      |                 |
|--------------------------------|----------------|------|-------|------|-------|---------------------|------|-----------------|
|                                | 1m             | 3m   | 6m    | YTD  | 1y    | 3y                  | 5y   | Since Inception |
| <b>Share Class</b>             | 0.25           | 7.83 | 15.11 | 3.84 | 10.71 | -6.32               | 1.75 | 1.55            |
| <b>Constraint<sup>†1</sup></b> | 0.45           | 7.83 | 15.40 | 2.83 | 9.88  | -5.69               | 1.89 | 1.48            |

The figures shown relate to past performance. Past performance is not a reliable indicator of current or future performance and should not be the sole factor of consideration when selecting a product or strategy. Share Class and Benchmark performance displayed in USD, hedged share class benchmark performance is displayed in USD. Performance is shown on a Net Asset Value (NAV) basis, with gross income reinvested where applicable. The return of your investment may increase or decrease as a result of currency fluctuations if your investment is made in a currency other than that used in the past performance calculation. **Source:** BlackRock

**Share Class** BlackRock Emerging Markets Alpha Tilts FundClass D U.S. Dollar  
**Constraint<sup>†1</sup>** MSCI Emerging Markets Index

### Contact Us

For EMEA: +353 1 612 3394 • [www.blackrock.com](http://www.blackrock.com) • [investor.services@blackrock.com](mailto:investor.services@blackrock.com)

# BlackRock Emerging Markets Alpha Tilts Fund



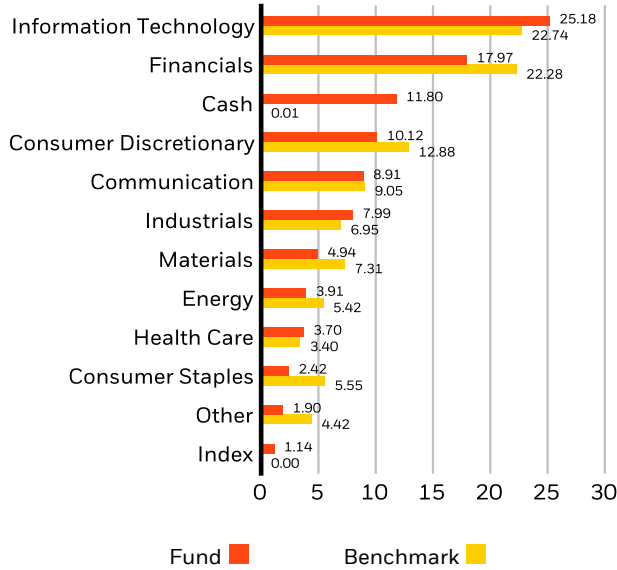
**Class D U.S. Dollar**  
**BlackRock Ucits Funds**

## TOP 10 HOLDINGS (%)

|   |       |
|---|-------|
| TAIWAN SEMICONDUCTOR MANUFACTURING CO LTD | 8.90% |
| TENCENT HOLDINGS LTD                      | 4.74% |
| SAMSUNG ELECTRONICS CO LTD                | 4.10% |
| ALIBABA GROUP HOLDING LTD                 | 2.85% |
| ICICI BANK LTD                            | 1.71% |
| HON HAI PRECISION INDUSTRY CO LTD         | 1.56% |
| MEITUAN                                   | 1.47% |
| MEDIATEK INC                              | 1.34% |
| NETEASE INC                               | 1.27% |
| JD.COM INC                                | 1.19% |

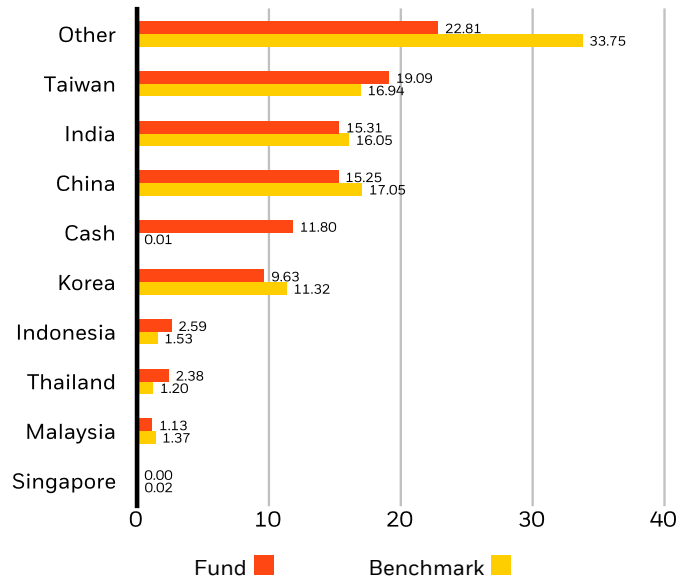
**Total of Portfolio** **29.13%**  
Holdings subject to change

## SECTOR BREAKDOWN (%)



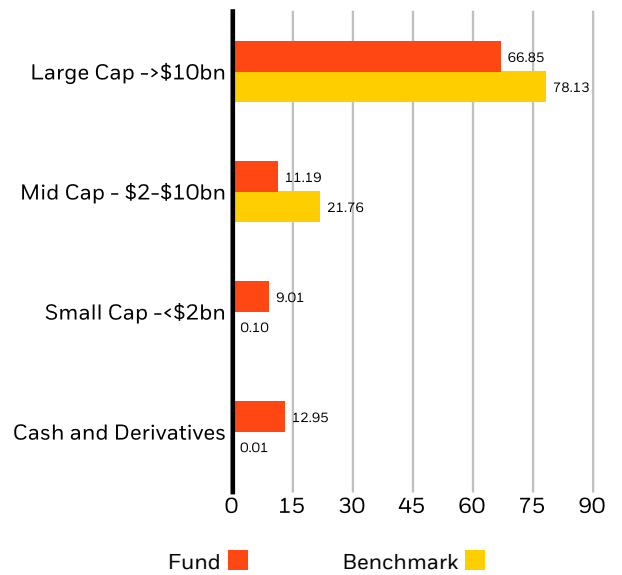
Allocations are subject to change. Source: BlackRock

## GEOGRAPHIC BREAKDOWN (%)



Allocations are subject to change. Source: BlackRock

## MARKET CAPITALISATION (%)



Allocations subject to change. Source: BlackRock

### Contact Us

For EMEA: +353 1 612 3394 • [www.blackrock.com](http://www.blackrock.com) • [investor.services@blackrock.com](mailto:investor.services@blackrock.com)

# BlackRock Emerging Markets Alpha Tilts Fund

## Class D U.S. Dollar BlackRock Ucits Funds



### GLOSSARY

**SFDR Classification: Article 8:** Products that promote environmental or social characteristics and promote good governance practices.

**Article 9:** Products that have sustainable investments as an objective and follow good governance practices. **Other:** Products that do not meet the criteria to be classified as Article 8 or 9.

**Price to Earnings:** A valuation ratio of a company's current share price compared to its per-share earnings in the current forecast year, calculated as current share price divided by current earnings per share.

**Price to Book Ratio:** represents the ratio of the current closing price of the share to the latest quarter's book value per share.

### IMPORTANT INFORMATION:

<sup>1</sup>Negative weightings may result from specific circumstances (including timing differences between trade and settlement dates of securities purchased by the funds) and/or the use of certain financial instruments, including derivatives, which may be used to gain or reduce market exposure and/or risk management. Allocations are subject to change

The Morningstar Medalist Rating<sup>TM</sup> is the summary expression of Morningstar's forward-looking analysis of investment strategies using a rating scale of Gold, Silver, Bronze, Neutral, and Negative. The ratings indicate which investments Morningstar believes are likely to outperform a relevant index or peer group average on a risk-adjusted basis over time. Analysts assign three pillar ratings (People, Parent and Process) based on their qualitative assessment, subject to the oversight of the Analyst Rating Committee, and monitor and reevaluate them at least every 14 months. For more detailed information about these ratings and methodology, please go to [global.morningstar.com/managerdisclosures](http://global.morningstar.com/managerdisclosures). The ratings are not statements of fact, nor credit or risk ratings. The rating (i) should not be used as the sole basis in evaluating an investment product, (ii) involves unknown risks which may cause expectations not to occur or to differ from what was expected, (iii) are not guaranteed to be based on complete or accurate assumptions, (iv) involve the risk that the return target will not be met due to unforeseen changes in management, technology, economic development, interest rate development, operating and/or material costs, competitive pressure, supervisory law, exchange and tax rates, and/or changes in political and social conditions, and (v) should not be considered an offer or solicitation to buy or sell the investment product.

**In the UK and Non-European Economic Area (EEA) countries:** this is issued by BlackRock Investment Management (UK) Limited, authorised and regulated by the Financial Conduct Authority. Registered office: 12 Throgmorton Avenue, London, EC2N 2DL. Tel: + 44 (0)20 7743 3000. Registered in England and Wales No. 02020394. For your protection telephone calls are usually recorded. Please refer to the Financial Conduct Authority website for a list of authorised activities conducted by BlackRock.

**Regulatory Information:** This document is marketing material. The fund is a sub fund of BlackRock UCITS Funds (the 'Fund'). The Fund is structured as a unit trust organised under the laws of Ireland and authorised by the Central Bank of Ireland as UCITS for the purposes of UCITS Regulations. Investment in the sub-fund(s) is only open to 'Qualified Holders', as defined in the relevant Fund Prospectus. Any decision to invest must be based solely on the information contained in the Company's Prospectus, Key Investor Information Document (KIID) and the latest half-yearly report and unaudited accounts and/or annual report and audited accounts, which are available in registered jurisdictions and available in local language where registered can be found at [www.blackrock.com](http://www.blackrock.com) on the relevant product pages. Investors should understand all characteristics of the funds objective before investing. Prospectuses, Key Investor Information Documents and application forms may not be available to investors in certain jurisdictions where the Fund in question has not been authorised. Blackrock may terminate marketing at any time. For information on investor rights and how to raise complaints please go to <https://www.blackrock.com/corporate/compliance/investor-right> available in local language in registered jurisdictions.

Any research in this document has been procured and may have been acted on by BlackRock for its own purpose. The results of such research are being made available only incidentally. The views expressed do not constitute investment or any other advice and are subject to change. They do not necessarily reflect the views of any company in the BlackRock Group or any part thereof and no assurances are made as to their accuracy.

This document is for information purposes only and does not constitute an offer or invitation to anyone to invest in any BlackRock funds and has not been prepared in connection with any such offer.

© 2024 BlackRock, Inc. All Rights reserved. BLACKROCK, BLACKROCK SOLUTIONS and iSHARES are trademarks of BlackRock, Inc. or its subsidiaries in the United States and elsewhere. All other trademarks are those of their respective owners.

### Contact Us

For EMEA: +353 1 612 3394 • [www.blackrock.com](http://www.blackrock.com) • [investor.services@blackrock.com](mailto:investor.services@blackrock.com)