

**BlackRock**

# **BlackRock Income and Growth Investment Trust plc**

Annual Report and Financial Statements 31 October 2021



## Keeping in touch

We know how important it is to receive up-to-date information about the Company. To ensure that you are kept abreast, please visit our website at <https://go.blackrock.com/LP=2142> to indicate your interest and preferences and sign up to the Trust Matters newsletter. You will then receive the latest factsheets, market commentary and insights from our Investment Manager. You will also be notified of our upcoming events and webinars. You can find further information about the Company on our website at [www.blackrock.com/uk/brig](http://www.blackrock.com/uk/brig)

General enquiries about the Company should be directed to the Company Secretary at: [cosec@blackrock.com](mailto:cosec@blackrock.com)





# Financial highlights

**191.00p<sup>1</sup>**

Ordinary share price

▲22.2%<sup>2,3</sup>

**203.13p**

NAV per ordinary share

▲30.4%<sup>2,3</sup>

**7.20p**

Total dividends

–

**3.8%<sup>3,4</sup>**

Yield

**£43.5m**

Net assets

Percentage comparisons are year-on-year against 31 October 2020.

<sup>1</sup> Mid-market.

<sup>2</sup> Performance figures are calculated in Sterling terms with dividends reinvested.

<sup>3</sup> Alternative Performance Measures. See Glossary on pages 104 to 106.

<sup>4</sup> Based on dividends paid and declared for the year ended 31 October 2021 and share price as at 31 October 2021.



Despite the impact of the pandemic on its exhibitions division, accelerated growth in its Risk, STM and Legal businesses helped RELX report excellent interim results.

PHOTO COURTESY OF RELX

# Why BlackRock Income and Growth Investment Trust plc?

## Investment objective

The Company's objective is to provide growth in capital and income over the long-term through investment in a diversified portfolio of principally UK listed equities.

## Reasons to invest



### Strong and differentiated portfolio

The majority of holdings are companies which generate high returns and sustainable free cash flow growth. We also buy companies with strong long-term growth potential where there are high barriers to entry. Up to 10% of the portfolio is in turnaround companies where we see significant recovery and return potential.



### Expertise and idea generation

The Company is managed by Adam Avigdori and David Goldman who sit on BlackRock's Fundamental Active Equity team and benefit from its expertise and global reach. The team has the resources to undertake extensive, proprietary, on-the-ground research to get to know the management of the companies in which it invests. The team also generates investment ideas using a diverse range of sources, including BlackRock's research platform.



### Long-term focus

We aim to look through the daily noise which impacts the market to identify the best long-term opportunities. We wish to be owners of companies, not traders of shares. We look to align ourselves with the best company management teams in the markets which we believe have the ability to create value for shareholders over the long-term.



### Flexible investment strategy

The portfolio managers are unconstrained by any investment style, making stock selection flexible and dynamic and are therefore able to adapt to changes in the market and to take advantage of opportunities as they may arise.



### Closed-end structure

Investment Trusts have an independent Board of Directors elected to protect shareholders' interests and enhance shareholder value. The closed-ended structure means the Company does not have to sell assets to meet redemptions and can also retain a proportion of its income to help smooth dividend payments. It can also use gearing with the aim of increasing returns over time and can invest for the long-term.



### High conviction approach

A concentrated, high conviction portfolio which aims to provide a growing income and ensures the portfolio managers' best ideas contribute significantly to returns. Approximately 70% of the portfolio is invested in high cash flow generating companies which we believe can grow their dividends over time.

**A member of the Association of Investment Companies**



Further details about the Company, including the latest annual and half-yearly financial reports, factsheets and stock exchange announcements are available on the BlackRock website [www.blackrock.com/uk/brig](http://www.blackrock.com/uk/brig)

# Contents

## **Section 1: Overview and performance**

Financial highlights	1
Why BlackRock Income and Growth Investment Trust plc?	2
Performance record	4
Chairman's statement	5
Investment Manager's report	9
12 month performance attribution	14

## **Section 2: Portfolio**

Ten largest investments	18
Distribution of investments	20
Investments	21

## **Section 3: Governance**

Governance structure	26
Directors' biographies	27
Strategic report	29
Responsible ownership: BlackRock's approach to sustainable investing	42
Directors' report	43
Corporate governance statement	49
Directors' remuneration report	54
Directors' remuneration policy	57
Report of the audit committee	59
Statement of Directors' responsibilities in respect of the Annual Report and Financial Statements	63

## **Section 4: Financial statements**

Independent auditor's report	66
Income statement	73
Statement of changes in equity	74
Balance sheet	75
Statement of cash flows	76
Notes to the financial statements	77

## **Section 5: Additional information**

Shareholder information	96
Analysis of ordinary shareholders	99
Ten year record	100
Management & other service providers	101
AIFMD disclosures	102
Information to be disclosed in accordance with Listing Rule 9.8.4	103
Glossary	104

## **Section 6: Annual general meeting**

Notice of annual general meeting	110
Share fraud warning	114

# Performance record

	As at 31 October 2021	As at 31 October 2020	Change %
Net assets (£'000) <sup>1</sup>	43,468	36,401	19.4
Net asset value per ordinary share (pence)	203.13	161.70	25.6
Ordinary share price (mid-market) (pence)	191.00	162.50	17.5
(Discount)/premium to net asset value <sup>2</sup>	(6.0)%	0.5%	
FTSE All-Share Index	8173.30	6036.60	35.4

	For the year ended 31 October 2021	For the year ended 31 October 2020
<b>Performance (with dividends reinvested)</b>		
Net asset value per share <sup>2</sup>	30.4%	-16.7%
Ordinary share price <sup>2</sup>	22.2%	-14.8%
FTSE All-Share Index	35.4%	-18.6%

	For the year ended 31 October 2021	For the year ended 31 October 2020	Change %
<b>Revenue</b>			
Net profit after taxation (£'000)	1,557	1,234	26.2
Revenue earnings per ordinary share (pence) <sup>3</sup>	7.10	5.43	30.8
<b>Dividends (pence)</b>			
Interim	2.60p	2.60p	-
Final	4.60p	4.60p	-
Total dividends paid and payable	7.20p	7.20p	-

<sup>1</sup> The change in net assets reflects the market movements during the year, the purchase of the Company's own shares and dividends paid.

<sup>2</sup> Alternative Performance Measures, see Glossary on pages 104 to 106.

<sup>3</sup> Further details are given in the Glossary on page 106.

## Performance from 1 November 2016 to 31 October 2021



Sources: BlackRock and Datastream.

Performance with dividends reinvested in Sterling terms, rebased to 100 at 1 November 2016.

# Chairman's statement

# Dear Shareholder

**Graeme Proudfoot**  
Chairman

## Overview

I began my letter to shareholders in last year's Annual Report by expressing the hope that the optimism being reflected in the financial markets would translate to improved experiences for us more generally as we moved through 2021. As we pass the end of the calendar year I would have to say that the jury is still out: the successful roll-out of vaccines and more recently boosters has been met with the emergence of new Covid variants such that both health and financial experts alike remain uncertain about the shorter-term prospects for normality reasserting itself. We continue to hope that it will. In the meantime, your Board and I are conscious that the results detailed in this report are not as positive as we would wish in that whilst we are reporting a strong absolute return we have trailed our target benchmark. The detailed numbers appear below, and the Investment Manager's report describes what has driven those results and we all look to see their strategy bearing fruit in the coming year.

## Performance

During the year the Company's Net Asset Value per share (NAV) returned 30.4%. By comparison, the Company's benchmark, the FTSE All-Share Index, returned 35.4%. At the share price level, the Company returned 22.2% over the period.

Our underperformance over the period reflected our focus on quality companies in a period when more highly leveraged and cyclical shares made the running.

As at 11 January 2022, since the year end the Company's NAV and share price have increased by 4.0% and 3.7%, respectively (all percentages are in Sterling with dividends reinvested).

Details of the key contributors and detractors from performance, and the portfolio managers' views on the outlook for the forthcoming year, can be found in their report which follows on pages 9 to 13.

## Revenue earnings and dividends

The Company's revenue earnings per share for the year to 31 October 2021 amounted to 7.10 pence compared with 5.43 pence for the previous year. An interim dividend of 2.60 pence per share (2020: 2.60 pence) was paid to shareholders on 1 September 2021.

The Directors are mindful of shareholders' desire for income in addition to capital growth and are proposing a final dividend per share of 4.60 pence (2020: 4.60 pence) giving total dividends for the year of 7.20 pence per share. Subject to approval at the Annual General Meeting, the final dividend will be paid on 17 March 2022 to shareholders on the Company's register at the close of business on 4 February 2022 (ex-dividend date is 3 February 2022).

## Policy on share price discount

The Directors recognise the importance to investors that the Company's share price should not trade at a significant discount to NAV, and therefore, in normal market conditions, may use

the Company's share buy back, sale of shares from treasury and share issuance powers to seek to ensure that the share price does not differ excessively from the underlying NAV. The existing authority to buy back up to 14.99% of the Company's issued share capital (excluding treasury shares) will expire at the conclusion of the 2022 Annual General Meeting and a resolution will be put to shareholders to renew the authority at that meeting. Currently, ordinary shares representing up to 33% of the Company's issued ordinary share capital can be allotted as new ordinary shares or sold from treasury.

During the year, a total of 1,112,783 ordinary shares were purchased at an average price of 177.30 pence per share, for a total consideration (including costs) of £1,973,000. All ordinary shares bought back were cancelled. No shares were placed in treasury. The average discount for the year to 31 October 2021 was 7.4% and the discount at the year-end was 6.0% which resulted in a share price return of 22.2% over the financial year. As at 11 January 2022, the discount was 6.3%.

## Operational resilience

As we reported at the half-year, throughout the COVID-19 outbreak the Board has been working closely with our Manager, BlackRock, and the Company's key suppliers to minimise the risk the virus poses to the health and wellbeing of all those working on the management and administration of the Company. We have received regular updates on the portfolio, and I am pleased to report that the Company's operations have continued not to be adversely affected and that established business continuity plans have been operating effectively.

## Gearing

One of the advantages of the investment trust structure is that it can use gearing with the objective of increasing portfolio returns. The Company operates a flexible gearing policy which depends on prevailing market conditions and is subject to a maximum level of 20% of net assets at the time of investment. Net gearing during the financial year did not exceed the level as at 31 October 2021 when it stood at 6.0%. The Company has in

place a borrowing facility of up to £4 million, provided by ING Luxembourg S.A. At the year-end and at the date of this report the Company has drawn down fully on the facility.

## Board composition

At the date of this report the Board currently consists of four independent Non-executive Directors, with two of the current Directors having been appointed since 2019. In accordance with best practice and good corporate governance, the Directors continue to submit themselves for annual re-election. The Board has a succession plan in place and will continue to appraise regularly its composition to ensure that a suitable balance of skills, knowledge, experience, independence and diversity is achieved to enable the Board to discharge its duties effectively. Further information on the Board's policy on director tenure and succession planning can be found in the Directors' Report starting on page 50.

## Corporate governance

The UK Code of Corporate Governance (the UK Code) published in 2018 requires enhanced disclosure setting out how we, as Directors, have fulfilled our duties in taking into account the wider interests of stakeholders in promoting the success of the Company.

The Board takes its governance responsibilities very seriously and follows the provisions of the UK Code as closely as possible. As part of this reporting, and given the environmental, social and governance (ESG) issues that are faced by many companies, we have provided a detailed report on these matters on pages 38, 41 and 42 of the Strategic Report. We have also provided more information on our Investment Manager's approach to shareholder engagement and voting activities.

The Association of Investment Companies (AIC) has also published updates to its Code of Corporate Governance (the AIC Code) which were endorsed by the Financial Reporting Council (FRC) as being appropriate for investment companies and fulfills the requirements of the UK Corporate Governance Code, as they are applicable to investment

companies. The 2019 AIC Code applies to accounting periods beginning on or after 1 January 2019 and the Board has fully adopted the recommendations of the 2019 AIC Code.

## Annual general meeting

I am pleased to report that it is the Board's intention that this year's Annual General Meeting will be held in person on Tuesday, 8 March 2022 at 12.00 noon at the offices of BlackRock at 12 Throgmorton Avenue, London, EC2N 2DL. Details of the business of the meeting are set out in the Notice of Annual General Meeting on pages 110 to 113 of this Annual Report.

At present UK Government restrictions on public gatherings are no longer in force in connection with COVID-19 and the AGM can be held in the normal way with physical attendance by shareholders. However, shareholders should be aware that it is possible that such restrictions could be reimposed prior to the date of the AGM. In such event, these restrictions could mean that the AGM is required to be held as a closed meeting as happened last year with physical attendance limited to only a small number of attendees comprising the required quorum for the meeting and those persons whose attendance is necessary for the conduct of the meeting, and that any other persons will be refused entry. Accordingly, all shareholders are recommended to vote by proxy in advance of the AGM and to appoint the Chairman of the meeting as their proxy. This will ensure that shareholders' votes will be counted even if they (or any appointed proxy) are not able to attend. The appointment of a proxy does not preclude shareholders from attending the meeting in person. All votes will be taken by poll so that all proxy votes are counted.

The Company may impose entry restrictions on persons wishing to attend the AGM (including, if required, refusing entry) in order to secure the orderly conduct of the AGM and the safety of the attendees.

All shareholders intending to attend should either be fully vaccinated or obtain a negative COVID-19 test result before entering the venue. Negative



test results must be obtained no earlier than one day before entering the venue and fully vaccinated shareholders are also strongly encouraged to get tested.

Attendees will also be required to wear a face covering at all times within the venue except when seated in the relevant meeting room. Shareholders are also requested not to attend the AGM if they have tested positive for COVID-19 in the 10 days prior to the AGM, are experiencing new or worsening COVID-19 related symptoms, have been in close contact with anyone who is experiencing symptoms or has contracted COVID-19 during the 14 days prior to the AGM, or are required to self isolate pursuant to UK Government guidance.

In the absence of any reimposition of restrictions, the Board very much looks forward to meeting with shareholders.

## **Communciation with shareholders**

We appreciate how important access to regular information is to our shareholders. To supplement our Company website, we now offer shareholders the ability to sign up to the Trust Matters newsletter which includes information on the Company as well as news, views and insights. Further information on how to sign up is included on the inside cover of this report.

## **Outlook**

As you will read in their report which follows on pages 9 to 13, your investment managers' fundamental strategy has not changed and although they remain cautious given the ongoing impact of COVID-19 and new variants such as Omicron, they are optimistic about the recovery seen in the UK market and for dividends paid by UK companies, which have risen to near pre-COVID-19 levels. Earnings growth is often a key driver of valuations and our portfolio is comprised of many cash generative companies which they believe will be able to grow their dividend over time as the market begins to normalise. The focus remains on bottom-up stock selection, assembling a portfolio of individual companies which, taken as a whole,

should prove capable of delivering attractive returns and supporting growth into the future.

Your Board remains fully supportive of this approach and we have every confidence in the ability of our Investment Managers to continue to deliver on the Company's investment objective as we move into 2022.

### **Graeme Proudfoot**

Chairman  
12 January 2022



# Investment Manager's report



**Adam Avigdori**



**David Goldman**

## **Performance**

Over the year to 31 October 2021, the Company saw a NAV return of 30.4% and a share price return of 22.2%, underperforming the FTSE All-Share Index which returned 35.4% over the same period. All returns are in Sterling, with dividends reinvested.

## **Market review**

The end of 2020 was marked by the turbulence that characterised an extraordinary year. Equity markets reacted very positively to the Pfizer/BioNTech announcement on 9 November that their vaccine had achieved greater than 90% efficacy. Importantly, this announcement also led to a significant shift in market leadership as companies with 'value' characteristics outperformed. UK equity markets were further buoyed by progress around Brexit with a deal finally agreed in December. Although this exuberance was quickly offset by further lockdowns, both in the UK and abroad, following a sharp increase in COVID-19 cases due to a particularly contagious variant.

Global stock markets made a strong start to 2021 as both consumers and corporates shrugged off concerns around virus variants. This optimism was supported by the initiation of global vaccination programmes and large-scale government stimulus. The start of the year also saw a growing number of Initial Public Offerings (IPOs) in London as corporate and investor confidence returned. The UK market also saw significant inbound mergers and acquisitions across a range of sectors highlighting the value on offer.



Engineering multinational Smiths Group was a new addition to the portfolio during the year. The group employs around 23,000 employees in more than 50 countries. Core markets include security and defence, industry, energy, and space and aerospace.

More recently, the backdrop has become more balanced and demand from consumers and corporates remains robust. However, this has led to a growing debate around inflation and interest rates, especially as supply chain challenges intensified. Additionally, fiscal and monetary support has started to fade while China related shares were impacted by both regulatory changes and systemic concerns regarding the potential failure of Evergrande, a struggling Chinese property developer.

The UK market rose over the period, returning 35.4% to the end of October; Oil & Gas, Basic Materials, Industrials, and Financials were top performing sectors.

### Contributors to performance

We have been happy with the progress many companies within the portfolio have made over the course of the COVID-19 crisis, navigating a difficult backdrop and emerging from the crisis

with enhanced growth prospects. Indeed, the absolute NAV performance of 30.4% is our strongest annual return since taking over the management of the portfolio in 2012. That said, whilst strong in absolute terms, the NAV performance lagged the FTSE All-Share Index. The bias towards quality and balance sheet strength created headwinds to the portfolio in a market where returns to leverage, low liquidity and particularly the lower deciles of 'value' were particularly strong. Whilst we made a number of further changes towards cyclical areas and reduced defensiveness, we were surprised by the strength of the vaccine led rotation in the early part of the year. We remain fairly balanced within the portfolio and have been reluctant to increase exposure to leveraged or lower quality companies as the various COVID-19 'waves', subsequent lockdowns and re-openings have created considerable confusion about the sustainability of corporate and consumer behaviours. Notably, the

shocks to the global supply chain have resulted in significant disruption across many industries. This has meant widespread product shortages and resulted in the strongest inflation backdrop in the last decade. As we look ahead, we would expect this disruption to last well into 2022 as bottlenecks unwind and supply normalises. The likely withdrawal of large-scale government support that was so critical during the crisis, will, in our view, contribute to far larger dispersion within sectors and companies. As we enter this period of 'normalisation' we expect the visibility of the underlying strength of companies' earnings prospects to improve. We see material opportunities in those who have invested in their propositions and can fund their investments through the cycle. As a result, we are excited with where the portfolio is positioned currently.

When we look at the detractors during the year, there were two notable



Consumer goods multinational Reckitt Benckiser benefitted significantly from the growth in sales of disinfectants.

PHOTO COURTESY OF RECKITT BENCKISER





Specialist building merchant Grafton was the top contributor to performance during the period.  
PHOTO COURTESY OF GRAFTON

underperformers in large positions, both impacted in part by COVID-19 but for different reasons. Smith & Nephew shares struggled during the year as orthopaedic procedures have been heavily impacted by the lack of hospital capacity during most of 2020 and 2021. We would expect procedures and thus sales to rebound strongly once the COVID-19 crisis fades given that underlying patient demand is as strong as ever and that the company is well placed to benefit from this normalisation in activity.

In contrast, Reckitt Benckiser benefited significantly from the growth in sales of disinfectants during 2020, and the market has consistently struggled to analyse the 'true' underlying earnings power of the business throughout 2021. Further, the company's decision to reinvest this COVID-19 induced windfall has depressed earnings in the short term but, we expect, should lead to a meaningful acceleration in revenue growth over the medium-term. Again, we continue to hold the shares given the attractive medium-term growth on offer and expect better evidence of this into 2022 and 2023. Elsewhere, THG Holdings, the online retailer,

which had delivered strong trading updates since its IPO was hit as the market became concerned by its ability to deliver against very strong 2020 comparators that had benefited from COVID-19 led behavioural changes. We are encouraged to see the company improve its governance, announcing the search for an independent executive chairperson, removing the golden share and improving disclosure.

Positively, a number of positions bought or increased during the crisis performed strongly during the year. Next and Intermediate Capital Group have both returned c.90% since purchase contributing significantly during the year. Grafton, the specialist building merchant, which we bought in late 2019 and increased throughout 2020, was the top contributor to performance during the period rising over 100%. The company repeatedly upgraded guidance as renovation spend surged, boosted by the significant increase in housing transactions. We would expect the company to use its strong free cash flow to continue to support its roll-out in Europe and extend its growth opportunities. John Laing Group was

another top contributor following the bid for the company by the private equity firm KKR. We had owned John Laing Group in the Company since shortly after its IPO in 2015; in this time, the position had generated c.260 basis points of out-performance for the Company. We sold John Laing Group following the bid.

RELX reported excellent interim results with revenue growth continuing to accelerate. The process of transition that began a decade ago when growth was 2% per annum has now led to the group growing at c.5%. Whilst the Exhibitions division continues to be impacted by the pandemic, the Risk, Scientific, Technical & Medicinal and Legal businesses have all accelerated.

### Transactions

Following on from an active 2020, we have continued to be more active than usual in the last financial year as the tumultuous investment environment has presented significant opportunities. We continue to run a relatively balanced portfolio where the focus remains on stock-specific fundamental research.

**“Through our ability to invest internationally we are able to access investment opportunities that are unavailable in the UK market.”**

We added to cyclical exposure in preparation for the upcoming recovery at the start of the financial year. New purchases included Smiths Group, an Industrial that consists of four high quality engineering businesses where we believe the end markets are improving and that the sale of its non-core medical division will highlight the attractive valuation on offer. We bought Hays, the recruiter, in anticipation of a recovery in employment markets driven by increased employee confidence and mobility. We added considerably to financials, buying new positions in IntegraFin and Legal & General Group whilst increasing 3i Group and Phoenix Group. IntegraFin is a technology provider for Independent Financial Advisors whose premium offering is taking share in this attractive and growing market. In contrast, we sold defensive holdings such as National Grid, GlaxoSmithKline and United Utilities.

The rise of IPOs in the UK market allowed us to seek out idiosyncratic opportunities such as Moonpig Group and Oxford Nanopore Technologies. Moonpig Group, the online retailer, has built an enviable position in the UK greeting card market. Following exceptional growth during the pandemic, the company is well set to benefit from structurally higher customer numbers and frequency while transaction values should benefit from the development of its gifting range. Oxford Nanopore Technologies offers innovative DNA genome sequencing technology; we see the opportunity for the company to develop its market share in this fast-growing industry.

Towards the end of the financial period, we began to sell some of the holdings that we had bought at the height of the COVID-19 crisis in March/April 2020 given the strong recovery in share prices. This included Intermediate Capital Group, where the shares have nearly doubled over the last 18 months and where it is difficult to see further upside. We also sold Bodycote as the shares had recovered strongly and yet their end markets remain challenged by inflationary and supply chain pressures.

## **International investing**

One of the advantages we enjoy at BlackRock is our access to a research platform with over 200 investors or analysts across the world. We have the ability to incorporate the research and idea generation from our colleagues to complement both our research on UK companies, as well as generate investment opportunities outside the UK market. We believe that the opportunity to invest internationally is a positive one for the Company. By doing so, we are able to access investment opportunities that are unavailable in the UK which can be accretive both to the Company's income generation and capital growth.

The Company is now permitted to have up to a 20% allocation to overseas holdings. We participated in the IPO of Hemnet, which is the leading residential property portal in Sweden and is well placed to grow through developing its product suite. We subsequently sold the company given the share price doubled since purchase and we felt there was no more upside to the valuation. We also purchased a new holding in Adobe Systems, which is exposed to the structural shift towards digitalisation. The group's software enables companies to enhance their digital capabilities with a particular focus on creativity, document handling and cloud capabilities. Adobe Systems is a fast growing, capital light company with high returns where we believe that the duration and quantum of growth has been underestimated by the market. We ended the year with approximately 8% of the portfolio in international equities.

## **Gearing**

Our general approach to gearing is that we aim to run the Company with a modest and consistent level of gearing in the Company to enhance income generation and capital growth; accordingly, the Company has been 5-10% geared throughout the period. At 31 October 2021, the Company had employed net gearing of 6%.

## **Environmental, Social and Governance (ESG)**

We believe that companies that promote healthy relationships with all stakeholders are better positioned to create opportunities and mitigate risks to sustain financial returns over the long-term. ESG factors are integrated into our detailed company analysis and we aim to engage with the management of the companies that we invest in to advocate for sound corporate governance and sustainable business practices that may result in long-term value creation for shareholders. As portfolio managers, we work very closely with, and are supported by the extensive ESG resources at BlackRock, which includes BlackRock's Investment Stewardship and Sustainable Investing teams.

## **Outlook**

Notwithstanding the emergence of the Omicron variant, as the world approaches some sort of post-COVID-19 normalisation and economies reopen, many opportunities and risks are being presented. We are closely monitoring how earnings react to factors including the retraction of government stimulus, changes in consumer spending and behaviours. Much like the structural change of digitisation that arose in the throes of COVID-19, we monitor these factors and others for signs of structural change.

We expect the strain on supply chains with specific industry shortages to continue well into 2022 and expect inflationary pressures to persist as a result. We are mindful of the potential impact on companies' margins and have thus sought to concentrate the portfolio on those businesses with pricing power which are able to protect margins over the medium and long-term.

After five years under a Brexit-induced cloud, the relative position of the UK in the eyes of global investors appears to have improved, helped by the vaccination programme, and evidenced by the resurgence in takeover activity

as bidders look to capitalise on the discount at which UK equities trade relative to global peers. Specifically, we have seen acquisitions of real assets and a desire to find free cash flow.

Amidst market normalisation, we have seen cash generation improving and dividend payments recovering strongly, almost back to pre-COVID-19 levels. We have been positively surprised by how quickly dividends have come back albeit this includes large contributions from the mining sector where the likes of Rio Tinto and BHP have paid large special dividends. Although these special dividends may not persist, we view the outlook for ordinary dividends for the UK market with increased optimism as most companies have emerged from the COVID-19 crisis with appropriate dividend policies.

We continue to have conviction in cash-generative companies that have delivered for the portfolio and we foresee delivering into the future. As always, we are focused on stock-specifics and identifying those shares that are best-placed to perform well amidst market normalisation. We are excited by the holdings in the Company and their potential to deliver strong capital and dividend growth over the long term.

### **Adam Avidgori and David Goldman**

BlackRock Investment Management (UK) Limited

12 January 2022

# 12 month performance attribution

for the year ended 31 October 2021

Sector	Contribution to relative return <sup>1</sup>			Commentary
	Allocation	Selection <sup>2</sup>	Total Effect	
<b>Industrials</b>	0.25%	0.80%	1.05%	Strong performance from Grafton, Electrocomponents and Ferguson contributed to returns.
<b>Technology</b>	-0.03%	0.40%	0.36%	The underweight exposure to the Technology sector contributed to relative returns.
<b>Telecommunications</b>	0.34%	-0.02%	0.32%	The Company benefitted from underweight positioning in Vodafone.
<b>Financials</b>	-0.07%	-0.02%	-0.09%	The Company's overweight exposure to Intermediate Capital Group and 3i Group along with lack of exposure to London Stock Exchange contributed to relative returns.
<b>Utilities</b>	-0.15%	-0.71%	-0.86%	Underweight exposure to the Utilities sector detracted slightly from relative returns.
<b>Oil &amp; Gas</b>	-1.18%	0.23%	-0.95%	Given strength in the Oil & Gas sector during the period, the Company's underweight positioning detracted from relative returns; notably, underweight positioning in Royal Dutch Shell and BP Group.
<b>Health Care</b>	0.17%	-1.31%	-1.14%	Within the Health Care sector, Smith & Nephew was a top detractor from returns during the period.
<b>Consumer Services</b>	0.13%	-1.29%	-1.16%	Strong performance from SSP and Whitbread was offset by weakness in THG Holdings which detracted from returns.
<b>Basic Materials</b>	-0.08%	-1.48%	-1.56%	The Company's lack of exposure to Glencore and Anglo American detracted from relative returns as both companies had strong performance.
<b>Consumer Goods</b>	-0.18%	-1.77%	-1.95%	Within the Consumer Goods sector, Reckitt Benckiser was a top detractor from returns.

<sup>1</sup> Due to the limitations of a static attribution methodology, the numbers quoted are indicative and not exact.

<sup>2</sup> The interaction effect is included with stock selection.





# NYHETER FÖR MÄKLARE

Om Mäklaryrket Kontakta oss

Nyheter för mäklare - från Hemnet



## Så justeras prislistan för bostadsannonsering den 1 juli

Publicerat av Hemnet den 5 maj 2019 / Bostadsannonsering  
På Hemnet fortsätter arbetet med att utveckla och göra Sveriges största bostadsportal ännu bättre och effektivare. Med anledning av det ser vi årligen över prissättningen av obekräftade annonser, för att säkerställa att prisnivån speglar värdet av att synas på Hemnet. Med...

Sök

### SENASTE INLÄGGEN

- Så justeras prislistan för bostadsannonsering den 1 juli 5 maj, 2019
- Snabbare bostadsförsäljningar i mars: "Piggare marknad" 16 april, 2019
- Fördelarna för dig med nya BostadsAPI 16 april, 2019
- Nya tjänsten på Hemnet som informerar köparen 16 april, 2019
- Nyhet - marknadsför dig kostnadsfritt med profilbild i bostadsannonser 16 april, 2019

### ARKIV

Välj månad

### KATEGORIER

- Annons- och Förmedlingsavtalet
- Bostadsannonsering

MacBook Pro




# Portfolio



We participated in the IPO of Hemnet, the leading residential property portal in Sweden, and sold the position once the share price later doubled.

PHOTO COURTESY OF HEMNET



PHOTOS COURTESY OF ASTRAZENECA; RELX; PHOTOGRAPHIC SERVICES, SHELL INTERNATIONAL LTD; RECKITT BENCKISER; UNILEVER; RIO TINTO; AND FERGUSON.

# Ten largest investments

## 1 ▶ AstraZeneca (2020: 1st)

**Sector: Pharmaceuticals & Biotechnology**

**Market value of investment holdings: £3,322,000**

**Percentage of portfolio: 7.2% (2020: 7.1%)**

AstraZeneca is an Anglo-Swedish multinational pharmaceutical group with its headquarters in the UK. It is a science-led biopharmaceutical business with a portfolio of products for major disease areas including cancer, cardiovascular infection, neuroscience and respiration.

## 2 ▲ RELX (2020: 4th)

**Sector: Media**

**Market value of investment holdings: £2,397,000**

**Percentage of portfolio: 5.2% (2020: 5.0%)**

RELX is a global provider of professional information solutions that includes publication of scientific, medical, technical and legal journals. It also has the world's leading exhibitions, conference and events business.

## 3 ▲ Royal Dutch Shell 'B' (2020: 9th)

**Sector: Oil & Gas Producers**

**Market value of investment holdings: £2,159,000**

**Percentage of portfolio: 4.7% (2020: 2.9%)**

Royal Dutch Shell is a global oil and gas group. The company operates in both Upstream and Downstream industries. Upstream is engaged in searching for and recovering crude oil and natural gas and the liquefaction and transportation of gas. Downstream is engaged in manufacturing, distribution and marketing activities for oil products and chemicals.

## 4 ▼ Reckitt Benckiser (2020: 3rd)

**Sector: Household Goods & Home Construction**

**Market value of investment holdings: £2,069,000**

**Percentage of portfolio: 4.5% (2020: 5.0%)**

Reckitt Benckiser is a global leader in consumer health, hygiene and home products. Its products are sold in 200 countries.

## 5 ▼ Unilever (2020: 2nd)

**Sector: Food Producers**

**Market value of investment holdings: £1,814,000**

**Percentage of portfolio: 3.9% (2020: 5.8%)**

Unilever is a global supplier of food, home and personal care products with more than 400 brands focused on health and well-being.

## 6 ▲ 3i Group (2020: 8th)

**Sector: Financial Services**

**Market value of investment holdings: £1,749,000**

**Percentage of portfolio: 3.8% (2020: 3.0%)**

3i Group is a private equity and venture capital group based in London. 3i Group invests in mid-market buyouts, growth capital and infrastructure. Sectors invested in are business and financial services, consumer, industrials and energy and health care.

## 7 ▼ Rio Tinto (2020: 6th)

**Sector: Mining**

**Market value of investment holdings: £1,701,000**

**Percentage of portfolio: 3.7% (2020: 3.9%)**

Rio Tinto is a metals and mining group operating in approximately 36 countries around the world, producing iron ore, copper, diamonds, gold and uranium.

## 8 ▼ British American Tobacco (2020: 5th)

**Sector: Tobacco**

**Market value of investment holdings: £1,684,000**

**Percentage of portfolio: 3.7% (2020: 4.6%)**

British American Tobacco is one of the world's leading tobacco groups, with more than 200 brands in the portfolio selling in approximately 180 markets worldwide.

## 9 ▲ Electrocomponents (2020: 36th)

**Sector: Support Services**

**Market value of investment holdings: £1,589,000**

**Percentage of portfolio: 3.4% (2020: 1.2%)**

Electrocomponents is a distributor of industrial and electronics products, serving customers in more than 80 countries. The company distributes over 500,000 products, including electronic components, electrical, automation and control and test and measurement equipment, and engineering tools and consumables.

## 10 ▲ Ferguson (2020: 15th)

**Sector: Support Services**

**Market value of investment holdings: £1,585,000**

**Percentage of portfolio: 3.4% (2020: 2.4%)**

Ferguson is a leading distributor of plumbing and heating products. With a large presence in North America, the company principally serves the repair, maintenance and improvement markets and holds leading positions in many of these markets.

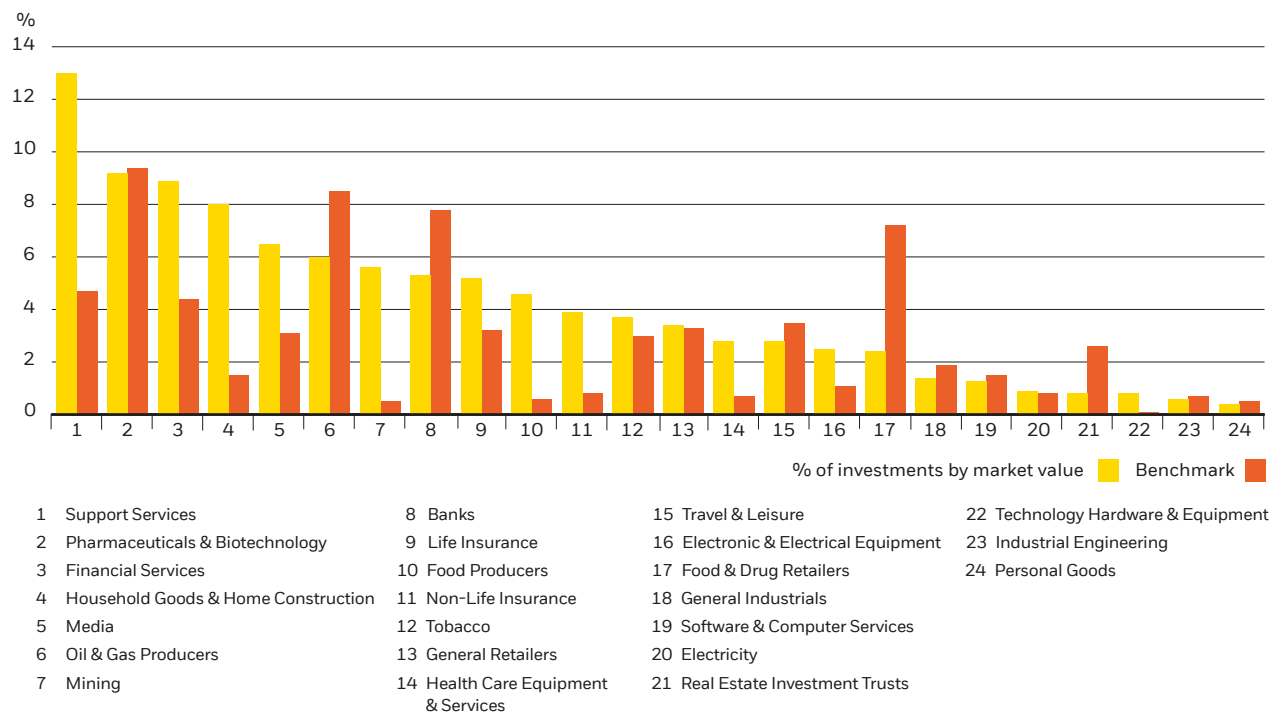
All percentages reflect the value of the holding as a percentage of total investments as at 31 October 2021.

Together, the ten largest investments represent 43.5% of total investments (ten largest investments as at 31 October 2020: 43.4%).

# Distribution of investments

as at 31 October 2021

## Analysis of portfolio by sector



Sources: BlackRock and Datastream.

## Investment size



Source: BlackRock.

# Investments

as at 31 October 2021

	Market value £'000	% of investments
<b>Support Services</b>		
Electrocomponents	1,589	3.4
Ferguson	1,585	3.4
Rentokil Initial	1,256	2.7
Hays	1,082	2.3
Grafton	561	1.2
	<b>6,073</b>	<b>13.0</b>
<b>Pharmaceuticals &amp; Biotechnology</b>		
AstraZeneca	3,322	7.2
Sanofi <sup>1</sup>	824	1.8
Oxford Nanopore Technologies	71	0.2
	<b>4,217</b>	<b>9.2</b>
<b>Financial Services</b>		
3i Group	1,749	3.8
Mastercard <sup>1</sup>	1,076	2.3
Premier Asset Management Group	768	1.7
IntegraFin	495	1.1
	<b>4,088</b>	<b>8.9</b>
<b>Household Goods &amp; Home Construction</b>		
Reckitt Benckiser	2,069	4.5
Taylor Wimpey	1,016	2.2
Berkeley Group	600	1.3
	<b>3,685</b>	<b>8.0</b>
<b>Media</b>		
RELX	2,397	5.2
Pearson	577	1.3
	<b>2,974</b>	<b>6.5</b>
<b>Oil &amp; Gas Producers</b>		
Royal Dutch Shell 'B'	2,159	4.7
BP Group	583	1.3
	<b>2,742</b>	<b>6.0</b>
<b>Mining</b>		
Rio Tinto	1,701	3.7
BHP	882	1.9
	<b>2,583</b>	<b>5.6</b>
<b>Banks</b>		
Standard Chartered	1,409	3.1
Lloyds Banking Group	1,023	2.2
	<b>2,432</b>	<b>5.3</b>
<b>Life Insurance</b>		
Legal & General Group	1,416	3.1
Phoenix Group	961	2.1
	<b>2,377</b>	<b>5.2</b>

# Investments

continued

	Market value £'000	% of investments
<b>Food Producers</b>		
Unilever	1,814	3.9
Tate & Lyle	331	0.7
	<b>2,145</b>	<b>4.6</b>
<b>Non-Life Insurance</b>		
Direct Line Group	1,137	2.5
Hiscox	641	1.4
	<b>1,778</b>	<b>3.9</b>
<b>Tobacco</b>		
British American Tobacco	1,684	3.7
	<b>1,684</b>	<b>3.7</b>
<b>General Retailers</b>		
Next	671	1.5
WH Smith	467	1.0
Moonpig Group	415	0.9
	<b>1,553</b>	<b>3.4</b>
<b>Health Care Equipment &amp; Services</b>		
Smith & Nephew	1,304	2.8
	<b>1,304</b>	<b>2.8</b>
<b>Travel &amp; Leisure</b>		
Whitbread	863	1.9
Fuller Smith & Turner - A Shares	398	0.9
Patisserie Holdings <sup>2</sup>	-	-
	<b>1,261</b>	<b>2.8</b>
<b>Electronic &amp; Electrical Equipment</b>		
Oxford Instruments	619	1.3
Schneider Electric <sup>1</sup>	565	1.2
	<b>1,184</b>	<b>2.5</b>
<b>Food &amp; Drug Retailers</b>		
Tesco	1,109	2.4
	<b>1,109</b>	<b>2.4</b>
<b>General Industrials</b>		
Smiths Group	636	1.4
	<b>636</b>	<b>1.4</b>
<b>Software &amp; Computer Services</b>		
Adobe Systems <sup>1</sup>	337	0.7
Auction Technology Group	298	0.6
	<b>635</b>	<b>1.3</b>
<b>Electricity</b>		
Drax Group	429	0.9
	<b>429</b>	<b>0.9</b>
<b>Real Estate Investment Trusts</b>		
Big Yellow Group	378	0.8
	<b>378</b>	<b>0.8</b>



	Market value £'000	% of investments
<b>Technology Hardware &amp; Equipment</b>		
Analog Devices <sup>1</sup>	374	0.8
	<b>374</b>	<b>0.8</b>
<b>Industrial Engineering</b>		
Chart Industries <sup>1</sup>	259	0.6
	<b>259</b>	<b>0.6</b>
<b>Personal Goods</b>		
THG Holdings	180	0.4
	<b>180</b>	<b>0.4</b>
<b>Total investments</b>	<b>46,080</b>	<b>100.0</b>

<sup>1</sup> Non-UK listed investments.

<sup>2</sup> Company under liquidation.

All investments are in ordinary shares unless otherwise stated. The total number of investments held at 31 October 2021 was 48 (31 October 2020: 48).

As at 31 October 2021, the Company did not hold any equity interests comprising more than 3% of any company's share capital.





# Governance



Infrastructure specialist and long-term holding John Laing was another top contributor during the year. We had held the business since shortly after its IPO in 2015, but sold our position following a bid for the company by the private equity firm KKR.

PHOTO COURTESY OF JOHN LAING

# Governance structure

Responsibility for good governance lies with the Board. The governance framework of the Company reflects that as an investment company the Company has no employees, the Directors are all non-executive and the investment management and administration functions are outsourced to the Manager and other external service providers.

**During the financial year there were four non-executive Directors (NEDs), all independent of the Manager**

**Chairman:** Graeme Proudfoot (since 12 March 2020)

**Key objectives:**

- To determine and review the investment policy, guidelines, strategy and parameters;
- To provide leadership within a framework of prudent and effective controls which enable risk to be assessed and managed and the Company's assets to be safeguarded; and
- To challenge constructively and scrutinise performance of all outsourced activities.

## The Board

5 scheduled meetings per annum

---

**Chairman:** Nicholas Gold (since April 2009)

**Membership:** All NEDs

**Key objectives:**

- To oversee financial reporting;
- To consider the adequacy of the control environment and risk;
- To review and form an opinion on the effectiveness of the external audit process; and
- To review the provisions relating to whistleblowing and fraud.

## Audit Committee

2 scheduled meetings per annum

---

**Chairman:** Graeme Proudfoot

**Membership:** All NEDs

**Key objectives:**

- To review the performance of the Manager and Investment Manager;
- To ensure that the provisions of the management agreement remain competitive and in the best interests of shareholders;
- To consider whether the continuing appointment of the Manager is in the best interests of shareholders as a whole; and
- To review third party service providers.

## Management Engagement Committee

1 scheduled meeting per annum

---

**Chairman:** Graeme Proudfoot

**Membership:** All NEDs

**Key objectives:**

- To review the Board's structure, size, composition and effectiveness;
- To be responsible for Board succession planning; and
- To make recommendations to the Board for any new appointments.

## Nomination Committee

1 scheduled meeting per annum

---

# Directors' biographies

## **Graeme Proudfoot**

(Appointed 1 November 2019)

Mr Proudfoot brings a wealth of asset management expertise and experience having spent his executive career at Invesco, latterly as Managing Director, EMEA and CEO of Invesco Pensions. Prior to joining Invesco, Mr Proudfoot began his career at Wilde Sapte Solicitors, practising as a corporate finance lawyer in London and New York. He is also a non-executive Chairman of VPC Specialty Lending Investments plc.

### **Attendance record:**

Board: 5/5

Audit Committee: 2/2

Management and Engagement

Committee: 1/1

Nomination Committee: 2/2

## **Nicholas Gold**

Audit Committee Chairman

(Appointed 17 December 2008)

Mr Gold is an experienced investment banker with over 36 years' advisory experience across a wide range of industries and jurisdictions. He retired as the managing director responsible for closed-end fund corporate finance at ING Bank N.V. in 2008. Mr Gold is a chartered accountant and a solicitor. He was formerly a member of the Royal Academy of Dramatic Art Council and chairman of its commercial arm, RADA Enterprises. He is a special adviser to Pottinger Co Pty Limited.

### **Attendance record:**

Board: 5/5

Audit Committee: 2/2

Management and Engagement

Committee: 1/1

Nomination Committee: 2/2

None of the Directors has a service contract with the Company. The terms of their appointment are detailed in a letter. These letters are available for inspection at the registered office of the Company and will be available at the Annual General Meeting.

# Directors' biographies

continued

## **Win Robbins**

(Appointed 15 December 2020)

Mrs Robbins is a non-executive Director of Henderson Diversified Income Trust plc and Polar Capital Holdings plc and a non-executive member of the Investment Committee of St. James Place Partnership plc. Mrs Robbins is also an Independent Trustee of the Institute of Cancer Research Pension Fund. Mrs Robbins was a non-executive director on the Board of City Merchants High Yield Trust Limited.

### **Attendance record:**

Board: 4/4\*

Audit Committee: 2/2

Management and Engagement

Committee: 1/1

Nomination Committee: 2/2

## **Charles Worsley**

(Appointed 19 April 2010)

Mr Worsley has over 25 years' experience in commercial and residential property management and has been a shareholder of the Company since its launch. Mr Worsley has formerly been a director of retail and media companies.

### **Attendance record:**

Board: 5/5

Audit Committee: 2/2

Management and Engagement

Committee: 1/1

Nomination Committee: 2/2

\* Mrs Robbins was appointed after the start of the financial year and has attended all meetings since her appointment.

None of the Directors has a service contract with the Company. The terms of their appointment are detailed in a letter. These letters are available for inspection at the registered office of the Company and will be available at the Annual General Meeting.

# Strategic report

The Directors present the Strategic Report of the Company for the year ended 31 October 2021.

## Investment objective

The Company's objective is to provide growth in capital and income over the long term through investment in a diversified portfolio of principally UK listed equities.

## Business and management of the company

BlackRock Income and Growth Investment Trust plc is an investment trust company that has a premium listing on the London Stock Exchange. Its principal activity is portfolio investment. Investment trusts, like unit trusts and open-ended investment companies (OEICs), are pooled investment vehicles which allow exposure to a diversified range of assets through a single investment thus spreading, although not eliminating, investment risk.

Investment trusts, unlike unit trusts and OEICs, have the ability to borrow for investment purposes and to manage dividend distributions through revenue reserves. They also enjoy, unlike unit trusts and OEICs, the benefit of continuous dealing during market hours.

The Company is an Alternative Investment Fund in accordance with the Alternative Investment Fund Managers Directive (AIFMD). BlackRock Fund Managers Limited (the Manager) is the Company's Alternative Investment Fund Manager. The management of the investment portfolio and the administration of the Company have been contractually delegated to the Manager. The Manager, operating under guidelines determined by the Board, has direct responsibility for decisions relating to the running of the Company and is accountable to the Board for the investment, financial and operating performance of the Company.

The Company delegates fund accounting services to BlackRock Investment Management (UK) Limited (BIM (UK) or the Investment Manager), which in turn sub-delegates these services to the Fund Accountant, The Bank of New York Mellon (International) Limited, and also sub-delegates registration services to the Registrar, Computershare Investor Services PLC. Other service providers include the Depositary, also performed by The Bank of New York Mellon (International) Limited. Details of the contractual terms with these service providers are set out in the Directors' Report on pages 43 and 44.

## Business model

The Company invests in accordance with the investment objective. The Board is collectively responsible to shareholders for the long-term success of the Company and is its governing body. There is a clear division of responsibility between the Board and the Manager. Matters reserved for the Board include setting the Company's strategy, including its investment objective and policy, setting limits on gearing, setting the dividend, capital structure, governance, and appointing and monitoring the performance of service providers, including the Manager.

The Company's business model follows that of an externally managed investment trust, therefore the Company does not have any employees and outsources its activities to third party service providers, including the Manager which is the principal service provider.

## Investment strategy and policy

The Company's policy is that the portfolio will usually consist of approximately 30-60 securities and the Company will invest primarily in the securities of companies listed or admitted to trading in the UK. The Company may invest up to 20% of the gross asset value of the Company in the securities of companies that are not listed or admitted to trading in the UK.

The Company may hold a maximum of 10% of the issued ordinary share capital of any company. No more than 15% of the gross asset value of the Company may be invested in the securities of any one issuer, calculated at the time of any relevant investment. Cash may not exceed 10% of the net asset value of the Company. The performance of the Company is measured by reference to the FTSE All-Share Index (the Benchmark Index) on a total return basis. Non-benchmark securities (including securities that are not listed or admitted to trading in the UK) may not exceed 20% of the gross asset value of the Company. Any non-benchmark securities which are listed or admitted to trading in the UK shall be limited to 10% of the gross asset value of the Company. Each investee company that is a constituent of the Benchmark Index is subject to a lower limit of 0% and an upper limit of plus 4 percentage points of the Company's gross asset value against such investee company's weighting in the Index on an ongoing basis, subject to an absolute sector weighting upper limit of 20% of the Company's net asset value at any time.

The Company may deal in derivatives, including options, futures, contracts for difference and derivatives not traded on or under the rules of a recognised or designated investment exchange for the purpose of efficient portfolio management. Derivatives and exchange traded funds may be dealt in only with the prior consent of the Board.

The Company achieves an appropriate spread of risk by investing in a diversified portfolio of securities.

No material change can be made to the investment policy without the approval of shareholders by ordinary resolution.

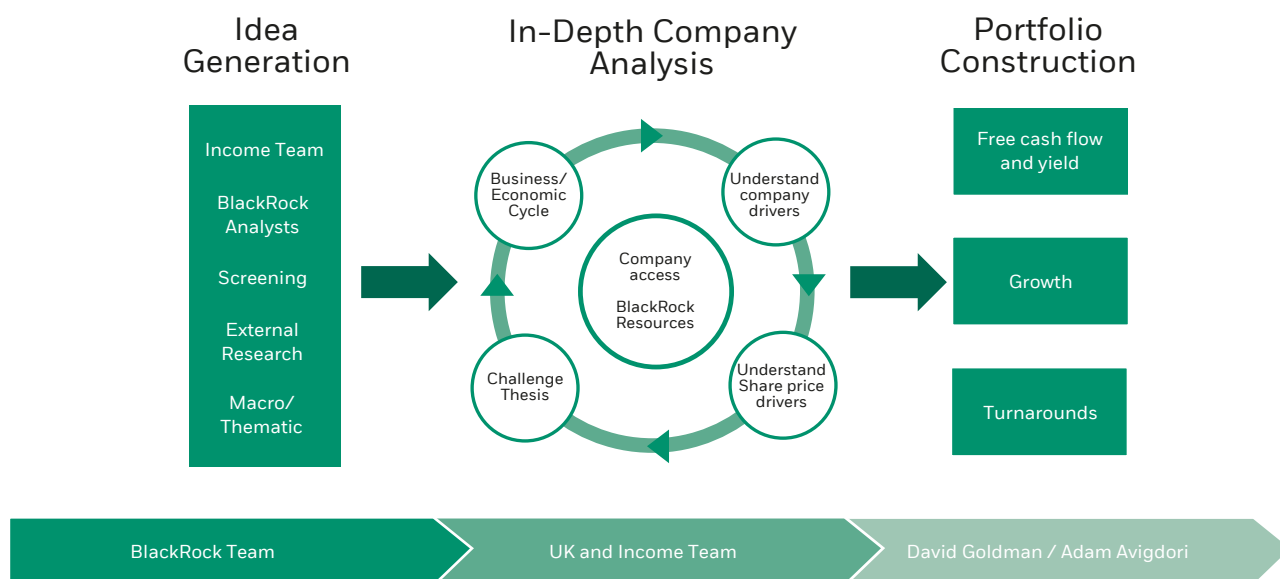
## Investment approach and process

In assembling the Company's portfolio, a relatively concentrated approach to investment is adopted to ensure that the fund manager's best ideas contribute significantly to returns. We believe that it is the role of the portfolio overall to achieve a premium level of yield rather than every individual company within it. This gives increased flexibility to invest where returns are most attractive. This relatively concentrated approach results in a portfolio which differs substantially from the Benchmark Index and in any individual year, the returns will vary, sometimes significantly, from those of the Benchmark Index. Over longer periods the objective is to achieve total returns greater than the Benchmark Index.

# Strategic report

continued

## Investment approach



BLACKROCK®

The foundation of the portfolio, approximately 70% by value, is in high free cash flow companies that can sustain cash generation and pay a growing yield whilst aiming to deliver a double-digit total return. Additionally, the Investment Manager seeks to identify and invest 20% by value of the portfolio in 'growth' companies that have significant barriers to entry and scalable business models that enable them to grow consistently. Turnaround companies are also sought, at around 10% by value, which represent those companies that are out of favour by the market, facing temporary challenges with high yields/very low valuations, but with recovery potential. The return from this segment is expected to contribute meaningfully to returns over time.

### Environmental, Social and Governance (ESG)

ESG information can be useful and relevant indicators for investment purposes and can help portfolio managers with their decision making through identifying potentially negative events or corporate behaviour. This results in the expectation that there will be an outperformance bias towards better governed companies in the long-run.

The BlackRock Investment Stewardship (BIS) team engages with portfolio companies, and proxy votes on clients' behalf, to promote corporate governance standards and sustainable business models that we believe contribute to the durable, long-term profitability BlackRock's clients depend on to meet their financial goals. The Investment Manager works closely with the BIS team to assess the governance quality of companies and assess any potential ESG risks

or opportunities. Through this combination of quantitative and qualitative assessment, BlackRock ensures that its understanding of the portfolio's investments is thorough, reliable and up to date.

### Embedded risk management framework

The Investment Manager's research team monitors differing levels of risk throughout the process and believes that avoiding major downside events can generate significant outperformance over the long-term. Inputs from BlackRock's Risk & Quantitative Analysis Team (RQA) are an integral part of the investment process. RQA analyse market and portfolio risk factors including stress tests, correlations, factor returns, cross-sectional volatility and attributions. BlackRock's evaluation procedures and financial analysis of the companies within the portfolio also take into account environmental, social and governance matters and other business issues. The Company invests primarily on financial grounds to meet its stated objectives.

### Gearing and borrowings

The appropriate use of gearing can add value and the Company may, from time to time, use borrowings to achieve this. The Board is responsible for the level of gearing in the Company and reviews the position at every meeting. Gearing, including borrowings and gearing through the use of derivatives (which requires prior Board approval), when aggregated with underwriting participations, will not exceed 20% of the net asset value at the time of investment, drawdown or participation. There are no derivative positions at 31 October 2021. Any borrowing, except for short-term



liquidity purposes, is used for investment purposes or to fund the purchase of the Company's own shares. The Company has a two-year unsecured Sterling revolving credit facility of £4 million, provided by ING Luxembourg S.A. The facility was renewed for a further two years via an amendment to the Agreement executed in October 2020 and expires in October 2022. At the date of this report the new facility is fully drawn down.

## Performance

The Board also reviews regularly the Company's performance attribution analysis to understand how performance was achieved. This provides an understanding of how components such as sector exposure, stock selection and asset allocation impact performance. The table on the next page provides performance information for the current and prior year.

Details of the Company's performance for the year are also given in the Chairman's Statement on page 5 to 7. The Investment Manager's report on pages 9 to 13 includes a review of the main developments during the year, together with information on investment activity within the Company's portfolio.

## Results and dividends

The Company's revenue earnings for the year amounted to 7.10p per share (2020: 5.43p per share). The total net profit for the year, after taxation, was £10,621,000 (2020: loss of £7,450,000) of which the net revenue profit amounted to £1,557,000 (2020: £1,234,000) and the net capital profit amounted to £9,064,000 (2020: loss of £8,684,000). Details of dividends paid and declared in respect of the year are set out in the Chairman's Statement on page 5.

## Key performance indicators

A number of performance indicators (KPIs) are used to monitor and assess the Company's success in achieving its objectives and to measure its progress and performance.

The principal KPIs are described below:

### Performance against the benchmark

The performance of the portfolio together with the performance of the Company's net asset value and share price are reviewed at each Board meeting and compared to the return of the Company's benchmark, the FTSE All-Share Index.

### Premium/discount to NAV

At each meeting the Board monitors the level of the Company's premium or discount to NAV and considers strategies for managing any premium or discount. Further details of the discount policy are provided on page 5. In the year to 31 October 2021, the Company's share price to NAV traded in the range of a discount of 15.8% to a premium of 0.4%, both on a cum income basis. The Company bought back a total of 1,112,783 ordinary shares during the year at an average discount of 8.5% and at an average price of 177.30p per share. The total consideration (including costs) was £1,973,000. No ordinary shares were reissued from treasury during the year.

### Ongoing charges

Ongoing charges represent the Company's management fee and all other operating expenses, excluding finance costs, direct transaction costs, custody transaction charges, VAT recovered, taxation and certain non-recurring items, expressed as a percentage of average daily net assets.

The Board reviews the ongoing charges and monitors the expenses incurred by the Company at each meeting. The Board also compares the level of ongoing charges against those of its peers.

# Strategic report

continued

	Year ended 31 October 2021	Year ended 31 October 2020
NAV per share <sup>1</sup>	203.13p	161.70p
Share price <sup>2</sup>	191.00p	162.50p
Net asset value total return <sup>3,6</sup>	+30.4%	-16.7%
Share price total return <sup>3,6</sup>	+22.2%	-14.8%
Change in Benchmark Index <sup>4</sup>	+35.4%	-18.6%
(Discount)/premium to net asset value <sup>6</sup>	(6.0)%	0.5%
Revenue earnings per share	7.10p	5.43p
Dividends per share	7.20p	7.20p
Ongoing charges <sup>5,6</sup>	1.21%	1.19%

<sup>1</sup> Calculated in accordance with accounting policies adopted by the Company and AIC guidelines.

<sup>2</sup> Mid-market share price.

<sup>3</sup> This measures the Company's share price and NAV total return, which assumes dividends paid by the Company have been reinvested.

<sup>4</sup> FTSE All-Share Index (total return).

<sup>5</sup> Ongoing charges represent the management fee and all other operating expenses, excluding finance costs, direct transaction costs, custody transaction charges, VAT recovered, taxation and certain non-recurring items as a % of average daily net assets.

<sup>6</sup> Alternative Performance Measures, see Glossary on pages 104 to 106.

## Performance against the Company's peers

Whilst the principal objective is to achieve growth in capital and income relative to the benchmark, the Board also monitors performance relative to a range of competitor funds, particularly those also within the AIC UK Equity Income sector.

## Principal risks

The Company is exposed to a variety of risks and uncertainties. The Board has in place a robust process to identify, assess and monitor the principal and emerging risks of the Company, including those that they consider would threaten its business model, future performance, solvency or liquidity. The COVID-19 pandemic has given rise to unprecedented challenges for businesses across the globe and the Board has taken into consideration the risks posed to the Company by the crisis and incorporated these into the Company's risk register. Emerging risks are considered by the Board as they come into view and are incorporated into the existing review of the Company's risk register. Additionally, the Investment Manager considers emerging risks in numerous forums and the Risk and Quantitative Analysis team produces an annual risk survey. Any material risks of relevance to the Company identified through the annual risk survey will be communicated to the Board.

A core element of this process is the Company's risk register which identifies the risks facing the Company and assesses the likelihood and potential impact of each risk and the controls established for mitigation. A residual risk rating is then calculated for each risk. The risk register is regularly reviewed and the risks reassessed. The risk environment in which the Company operates is also monitored and regularly appraised. New risks are also added to the register as they are identified which ensures that the document continues to be an effective risk management tool.

The risk register, its method of preparation and the operation of key controls in the Investment Manager's and third-party service providers systems of internal control are reviewed on a regular basis by the Audit Committee. In order to gain a more comprehensive understanding of the Investment Manager's and other third-party service providers' risk management processes and how these apply to the Company's business, the Audit Committee periodically receives presentations from BlackRock's Internal Audit and Risk & Quantitative Analysis functions. The Audit Committee also reviews Service Organisation Control (SOC 1) reports from the Company's service providers.

As required by the UK Corporate Governance Code (2018 Code), the Board has undertaken a robust assessment of the principal and emerging risks facing the Company, including those that would threaten its business model, future performance, solvency or liquidity. The principal risks have been described in the table on pages 33 to 35, together with an explanation of how they are managed and mitigated. The Board will continue to assess these risks on an ongoing basis.

The current risk register includes a range of risks which are categorised under the following headings:

- investment performance;
- income/dividend;

- gearing;
- legal and regulatory compliance;
- operational;
- market; and
- financial.

<b>Principal Risk</b>	<b>Mitigation/Control</b>
<p><b>Investment performance</b></p> <p>The Board is responsible for:</p> <ul style="list-style-type: none"> <li>• setting the investment strategy to fulfil the Company's objective; and</li> <li>• monitoring the performance of the Investment Manager and the implementation of the investment strategy.</li> </ul> <p>An inappropriate investment strategy may lead to:</p> <ul style="list-style-type: none"> <li>• poor performance compared to the Benchmark Index and the Company's peer group;</li> <li>• a widening discount to NAV;</li> <li>• a reduction or permanent loss of capital; and</li> <li>• dissatisfied shareholders and reputational damage.</li> </ul>	<p>To manage this risk the Board:</p> <ul style="list-style-type: none"> <li>• regularly reviews investment performance;</li> <li>• regularly reviews the Company's investment mandate and long-term strategy;</li> <li>• is required to provide prior consent to the use of derivatives and exchange traded funds;</li> <li>• has set investment restrictions and guidelines which the Investment Manager monitors and regularly reports on;</li> <li>• reviews changes in gearing and the rationale for the composition of the investment portfolio;</li> <li>• monitors the maintenance of an adequate spread of investments in order to minimise the risks associated with factors specific to particular sectors, based on the diversification requirements inherent in the investment policy; and</li> <li>• monitors the discount to NAV and use of the granted buy back powers.</li> </ul>
<p><b>Income/dividend</b></p> <p>The amount of dividends and future dividend growth will depend on the Company's underlying portfolio and the dividends paid by the underlying investee companies.</p> <p>Changes in the composition of the portfolio and any change in the tax treatment of the dividends or interest received by the Company may alter the level of dividends received by shareholders.</p>	<p>The Board monitors this risk through the receipt of detailed income forecasts and considers the level of income at each meeting. The Company also has a revenue reserve and powers to pay dividends from capital which could potentially be used to support the Company's dividend if required.</p>
<p><b>Gearing</b></p> <p>The Company's investment strategy may involve the use of gearing to enhance investment returns.</p> <p>Gearing may be generated through borrowing money or increasing levels of market exposure through the use of derivatives. The Company currently has an unsecured revolving credit facility with ING Luxembourg S.A. The use of gearing exposes the Company to the risks associated with borrowing.</p>	<p>To manage this risk the Board has limited gearing, including borrowings and gearing through the use of derivatives, to 20% of NAV at the time of investment, drawdown or participation.</p> <p>The Investment Manager will only use gearing when confident that market conditions and opportunities exist to enhance investment returns.</p>

# Strategic report

continued

Principal Risk	Mitigation/Control
<p><b>Legal, regulatory and tax compliance</b></p> <p>The Company has been approved by HM Revenue &amp; Customs as an investment trust, subject to meeting the relevant eligibility conditions and operating as an investment trust in accordance with Sections 1158 and 1159 of the Corporation Tax Act 2010. As such, the Company is exempt from capital gains tax on the profits realised from the sale of its investments. Any breach of the relevant eligibility conditions could lead to the Company losing investment trust status and being subject to corporation tax on capital gains realised within the Company's portfolio.</p> <p>The Company is required to comply with the provisions of the Companies Act 2006, the Alternative Investment Fund Managers Directive, the Market Abuse Regulation, the UK Listing Rules and the FCA's Disclosure Guidance &amp; Transparency Rules.</p> <p>Any serious breach could result in the Company and/or the Directors being fined or the subject of criminal proceedings or the suspension of the Company's shares which would in turn lead to a breach of the Corporation Tax Act 2010.</p>	<p>Compliance with the accounting rules affecting investment trusts are regularly monitored.</p> <p>The Investment Manager monitors investment movements, the level and type of forecast income and expenditure and the amount of proposed dividends, if any, to ensure that the provisions of Chapter 4 of Part 24 of the Corporation Tax Act 2010 are not breached. The results are reported to the Board at each meeting. The Board is aware of the risk of potential changes in law and taxation post Brexit and will continue to monitor this closely.</p> <p>The Company Secretary and the Company's professional advisers provide regular reports to the Board in respect of compliance with all applicable rules and regulation.</p> <p>The Company and its appointed Alternative Investment Fund Manager (AIFM and/or Manager) are subject to the risks that the requirements of this Directive are not correctly complied with. The Board and the Manager also monitor changes in government policy and legislation which may have an impact on the Company.</p> <p>The Market Abuse Regulation came into force across the EU on 3 July 2016. The Board has taken steps to ensure that individual Directors (and their Persons Closely Associated) are aware of their obligations under the regulation and has updated internal processes, where necessary, to ensure the risk of non-compliance is effectively mitigated.</p>
<p><b>Operational</b></p> <p>In common with most other investment trust companies, the Company has no employees. The Company therefore relies upon the services provided by third parties and is dependent on the control systems of BlackRock (the Investment Manager and AIFM), and of The Bank of New York Mellon (International) Limited (the Depositary and Fund Accountant), which ensures safe custody of the Company's assets and maintains the Company's accounting records. The Company's share register is maintained by the Registrar, Computershare Investor Services PLC.</p> <p>Failure by any service provider to carry out its obligations to the Company could have a material adverse effect on the Company's performance. Disruption to the accounting, payment systems or custody records, as a result of a cyber-attack or otherwise, could impact the monitoring and reporting of the Company's financial position.</p> <p>The security of the Company's assets, dealing procedures, accounting records and maintenance of regulatory and legal requirements, depend on the effective operation of these systems.</p>	<p>Due diligence is undertaken before contracts are entered into with third party service providers. Thereafter, the performance of the provider is subject to regular review and reports to the Board.</p> <p>The Bank of New York Mellon's and BlackRock's internal control processes are regularly tested and monitored throughout the year and are evidenced through their Service Organisation Control (SOC 1) reports, which are subject to review by an Independent Service Assurance Auditor. The SOC 1 reports provide assurance in respect of the effective operation of internal controls. These reports are regularly reviewed by the Audit Committee.</p> <p>The Company's assets are subject to a strict liability regime and in the event of a loss of assets, the Depositary must return assets of an identical type or the corresponding amount, unless able to demonstrate the loss was a result of an event beyond its reasonable control.</p> <p>The Board reviews the overall performance of the Manager, Investment Manager and all other third-party service providers on a regular basis and compliance with the Investment Management Agreement regularly. The Board also considers the business continuity arrangements of the Company's key service providers.</p> <p>The Board considers succession arrangements for key employees of the Investment Manager and the Board also considers the business continuity arrangements of the Company's key service providers on an ongoing basis and reviews these as part of its review of the Company's risk register. In respect of the unprecedented and emerging risks posed by the COVID-19 pandemic in terms of the ability of service providers to function effectively, the Board has received reports from key service providers setting out the measures that they have put in place to address the crisis, in addition to their existing business continuity framework. Having considered these arrangements and reviewed service levels since the crisis has evolved, the Board is confident that a good level of service has and will be maintained.</p>

Principal Risk	Mitigation/Control
<p><b>Market</b></p> <p>Market risk arises from volatility in the prices of the Company's investments. It represents the potential loss the Company might suffer through realising investments at a time of negative market movements.</p> <p>There is also the potential for the Company to suffer loss through holding investments in a period of negative market movements.</p>	<p>The Board considers the diversification of the portfolio, asset allocation, stock selection, and levels of gearing on a regular basis and has set investment restrictions and guidelines which are monitored and reported on by the Investment Manager.</p> <p>The Board monitors the implementation and results of the investment process with the Investment Manager.</p> <p>The Board also recognises the benefits of a closed-end fund structure in extremely volatile markets such as those experienced with the COVID-19 pandemic. Unlike open-ended counterparts, closed-end funds are not obliged to sell-down portfolio holdings at low valuations to meet liquidity requirements for redemptions. During times of elevated volatility and market stress, the ability of a closed-end fund structure to remain invested for the long-term enables the Investment Manager to adhere to disciplined fundamental analysis from a bottom-up perspective.</p>
<p><b>Financial</b></p> <p>The Company's investment activities expose it to a variety of financial risks that include interest rate risk.</p>	<p>Details of these risks are disclosed in note 16 to the financial statements, together with a summary of the policies for managing these risks.</p>

## Viability statement

In accordance with provision 31 of the 2018 UK Corporate Governance Code, the Directors have assessed the prospects of the Company over a longer period than the twelve months referred to by the 'Going Concern' guidelines. The Company is an investment trust with the objective of achieving capital growth. The Directors expect the Company to continue for the foreseeable future and have conducted this review for the period up to the Annual General Meeting in 2027. The Directors believe that five years is an appropriate investment horizon to assess the viability of the Company. This is based on the Company's long-term mandate. The Board is aware of the ongoing uncertainty surrounding the potential duration of the COVID-19 pandemic, its impact on the global economy and the prospects for many of the Company's portfolio holdings. Notwithstanding the impact of the ongoing pandemic, and given the factors stated below, the Board expects the Company to continue to meet its liabilities as they fall due for the foreseeable future and has therefore conducted this review for a period of five years. This period has been selected as it is aligned to the Company's objective of achieving long-term growth in capital and income.

The Board conducted this review for the period up to the AGM in 2027, being a five-year period from the date that this annual report will be laid before shareholders for approval. This period has been selected as it is aligned to the Company's objective of achieving long-term growth in capital and income. In making this assessment the Board has considered the following factors:

- the Company's principal risks as set out above;
- the ongoing relevance of the Company's investment objective in the current environment; and
- the level of demand for the Company's shares.

The Company is required to undertake a continuation vote in 2023 and has also reviewed the potential impact that this may have on the Company's viability. Particular consideration has been given to the following:

- good communication with major shareholders. At the present time there has been no indication that the continuation vote will not be successful; and
- at the close of business on 11 January 2022 the Company's shares were trading at a discount to NAV of 6.3%.

Having considered the above factors, the Board believes that the scheduled continuation vote does not have a detrimental impact on the Company's viability.

The Board has also considered a number of financial metrics in its assessment, including:

- the level of ongoing charges, both current and historical;
- the level at which the shares trade relative to NAV;
- the level of income generated;
- future income forecasts; and
- the liquidity of the portfolio.

The Board has concluded that the Company would be able to meet its ongoing operating costs and net current liabilities as they fall due as a consequence of:

- a liquid portfolio; and
- overheads which comprise a small percentage of net assets.

# Strategic report

continued

Therefore, the Board has concluded that even in exceptionally stressed operating conditions, the Company would comfortably be able to meet its ongoing operating costs as they fall due.

However, investment companies may face other challenges. These include regulatory changes, changes to the tax treatment of investment trusts, a significant decrease in size due to substantial share buy-back activity, which may result in the Company no longer being of sufficient market capitalisation to represent a viable investment proposition or no longer being able to continue in operation.

## The UK's exit from the European Union

On 31 January 2020 the United Kingdom (the "UK") formally withdrew and ceased being a member of the European Union (the "EU"). Following this, the UK entered into a transition period which lasted for the remainder of 2020, during which period the UK was subject to applicable EU laws and regulations. The transition period expired on 31 December 2020 and EU law no longer applies in the UK. On 30 December 2020, the UK and the EU signed a UK/EU Trade and Cooperation Agreement ("UK/EU Trade Agreement"), which applied from 1 January 2021 and set out the foundation of the economic and legal framework for trade between the UK and the EU.

The UK's exit from the EU has resulted in additional trade costs and disruptions in the trading relationship with EU members. While the UK/EU Trade Agreement provides for the free trade of goods, it provides only general commitments on market access in services together with a "most favoured nation" provision which is subject to many exceptions. Furthermore, there is the possibility that either party may impose tariffs on trade in the future in the event that regulatory standards between the EU and the UK diverge. The terms of the future relationship may cause continued uncertainty in the global financial markets, and adversely affect the performance of the Company. Volatility resulting from this uncertainty may mean that the returns of the Company's investments are affected by market movements, the potential decline in the value of Sterling or Euro and the potential downgrading of UK sovereign credit rating.

The Board has also considered the impact of potential changes in law, regulation and taxation and the matter of foreign exchange risk. They have determined that although there are a number of potential risks associated with the legal, fiscal and regulatory landscape following the BREXIT process, they do not believe that this represents a material threat to the Company's strategy and business model, nor do they believe that the Investment Manager will be materially impeded in achieving the Company's investment objective. The longer-term process of implementing the political, economic and legal framework relating to the relationship between the UK and the EU is likely to lead to continuing uncertainty and periods of exacerbated volatility in both the UK and in wider European markets.

Based on the results of their analysis, the Directors have a reasonable expectation that the Company will be able to continue in operation and meet its liabilities as they fall due over the period of their assessment.

## Future prospects

The Board's main focus is the achievement of income and capital growth. The future performance of the Company is dependent upon the success of the investment strategy.

The outlook for the Company is discussed in the Chairman's Statement on pages 5 to 7 and in the Investment Manager's Report on pages 9 to 13.

## Social, community and human rights issues

As an investment trust, the Company has no direct social or community responsibilities.

However, the Company believes that it is in shareholders' interests to consider environmental, social and governance factors and human rights issues when selecting and retaining investments. Details of the Company's approach to socially responsible investment are set out on page 41.

## Modern slavery act

As an investment vehicle the Company does not provide goods or services in the normal course of business and does not have customers. Accordingly, the Directors consider that the Company is not required to make any slavery or human trafficking statement under the Modern Slavery Act 2015. In any event, the Board considers the Company's supply chain, dealing predominantly with professional advisers and service providers in the financial services industry, to be low risk in relation to this matter.

## Directors, gender representation and employees

The Directors of the Company on 31 October 2021, all of whom held office throughout the year, are set out in the Governance Structure and Directors' biographies on pages 27 to 28.

The Board recognises the importance of having a range of experienced Directors with the right skills and knowledge to enable it to fulfil its obligations. As at 31 October 2021, the Board consisted of three male Directors and one female Director, resulting in 25% female board representation. The Company does not have any employees.

## Promoting the success of the BlackRock Income and Growth Investment Trust plc

The Companies (Miscellaneous Reporting) Regulations 2018 require directors to explain more fully how they have discharged their duties under Section 172(1) of the Companies Act 2006 in promoting the success of their companies for the benefit of members as a whole. This enhanced disclosure covers how the Board has engaged with and understands the views of stakeholders and how stakeholders' needs have been taken into account, the outcome of this engagement and the impact that it has had on the Board's decisions.

As the Company is an externally managed investment company and does not have any employees or customers, the Board considers the main stakeholders in the Company to be the shareholders, key service providers (being the Manager and Investment Manager, the Custodian, Depositary, Registrar and Broker) and investee companies. The reasons for this determination, and the Board's overarching approach to engagement, are set out in the table below.

<b>Stakeholders</b>			
<p><b>Shareholders</b></p> <p>Continued shareholder support and engagement are critical to the continued existence of the Company and the successful delivery of its long-term strategy. The Board is focused on fostering good working relationships with shareholders and on understanding the views of shareholders in order to incorporate them into the Board's strategy and objectives in delivering long-term growth and income.</p>	<p><b>Manager and Investment Manager</b></p> <p>The Board's main working relationship is with the Manager, who is responsible for the Company's portfolio management (including asset allocation, stock and sector selection) and risk management, as well as ancillary functions such as administration, secretarial, accounting and marketing services. The Manager has sub-delegated portfolio management to the Investment Manager. Successful management of shareholders' assets by the Investment Manager is critical for the Company to deliver successfully its investment strategy and meet its objective. The Company is also reliant on the Manager as AIFM to provide support in meeting relevant regulatory obligations under the AIFMD and other relevant legislation.</p>	<p><b>Other key service providers</b></p> <p>In order for the Company to function as an investment trust with a listing on the premium segment of the official list of the FCA and trade on the London Stock Exchange's (LSE) main market for listed securities, the Board relies on a diverse range of service providers and advisors for support in meeting relevant obligations and safeguarding the Company's assets. For this reason the Board considers the Company's Custodian, Depositary, Registrar and Broker to be stakeholders. The Board maintains regular contact with its key external providers and receives regular reporting from them through the Board and committee meetings, as well as outside of the regular meeting cycle.</p>	<p><b>Investee companies</b></p> <p>Portfolio holdings are ultimately shareholders' assets, and the Board recognises the importance of good stewardship and communication with investee companies in meeting the Company's investment objective and strategy. The Board monitors the Investment Manager's stewardship arrangements and receives regular feedback from the Investment Manager in respect of meetings with the management of portfolio companies.</p>

# Strategic report

continued

A summary of the key areas of engagement undertaken by the Board with its key stakeholders in the year under review

and how Directors have acted upon this to promote the long-term success of the Company are set out in the table below.

Area of Engagement	Issue	Engagement	Impact
<b>Investment mandate and objective</b>	The Board is committed to promoting the role and success of the Company in delivering on its investment mandate to shareholders over the long-term. Consideration of sustainable investment is a key part of the investment process and must be factored in when making investment decisions. The Board also has responsibility to shareholders to ensure that the Company's portfolio of assets is invested in line with the stated investment objective and in a way that ensures an appropriate balance between spread of risk and portfolio returns.	<p>The Board believes that responsible investment and sustainability are important to the longer-term delivery of growth in capital and income and has worked very closely with the Manager throughout the year to review regularly the Company's performance, investment strategy and underlying policies and to understand how ESG considerations are integrated into the investment process.</p> <p>The Manager's approach to the consideration of ESG factors in respect of the Company's portfolio, as well as its engagement with investee companies to encourage the adoption of sustainable business practices which support long-term value creation, are kept under review by the Board. The Manager reports to the Board in respect of its consideration of ESG factors and how these are integrated into the investment process. A summary of BlackRock's approach to ESG and sustainability is set out on page 42.</p>	The portfolio activities undertaken by the Investment Manager can be found in the Investment Manager's Report on pages 9 to 13.
<b>Discount strategy</b>	The Board believes that strong performance and an attractive dividend yield enhances demand for the Company's shares, which will help to narrow the Company's discount of share price to NAV over time.	<p>The Manager reports total return performance statistics to the Board on a regular basis, along with the portfolio yield and the impact of dividends paid on brought forward distributable reserves.</p> <p>The Board reviews the Company's discount/premium to NAV on a regular basis and holds regular discussions with the Manager and the Company's broker regarding the discount/premium level.</p> <p>The Manager provides the Board with feedback and key performance statistics regarding the success of the Company's marketing initiatives which include messaging to highlight the dividends.</p> <p>The Board also reviews feedback from shareholders in respect of the level of dividend.</p>	The average discount for the year to 31 October 2021 was 7.4%. During the year the Company's share price has traded at a maximum discount of 15.8% and a maximum premium of 0.4%.



Area of Engagement	Issue	Engagement	Impact
<b>Service levels of third party providers</b>	The Board acknowledges the importance of ensuring that the Company's principal suppliers are providing a suitable level of service: including the Manager in respect of investment performance and delivering on the Company's investment mandate; the Custodian and Depositary in respect of their duties towards safeguarding the Company's assets; the Registrar in its maintenance of the Company's share register and dealing with investor queries and the Company's Brokers in respect of the provision of advice and acting as a market maker for the Company's shares.	<p>The Manager reports to the Board on the Company's performance on a regular basis. The Board carries out a robust annual evaluation of the Manager's performance, their commitment and available resources.</p> <p>The Board performs an annual review of the service levels of all third party service providers and concludes on their suitability to continue in their role.</p> <p>The Board receives regular updates from the AIFM, Depositary, Registrar and Brokers.</p> <p>In light of the challenges presented by the COVID-19 pandemic to the operation of business across the globe, the Board has worked closely with the Manager to gain comfort that relevant business continuity plans are operating effectively for all of the Company's service providers.</p>	<p>Performance evaluations were performed on a timely basis and the Board concluded that all third party service providers, including the Manager, Custodian, Depositary and Fund Administrator were operating effectively and providing a good level of service.</p> <p>The Board has received updates in respect of business continuity planning from the Manager, Custodian, Depositary, Fund Administrator, Brokers and Registrar, and is confident that arrangements are in place to ensure that a good level of service will continue to be provided despite the ongoing impact of the COVID-19 pandemic.</p>
<b>Board composition</b>	The Board is committed to ensuring that its own composition brings an appropriate balance of knowledge, experience, diversity and skills, and that it is compliant with best corporate governance practice under the UK Code of Corporate Governance, including guidance on tenure and the composition of the Board's committees.	<p>Over recent years the Board undertook a review of succession planning arrangements and identified the need for action given that, if no action were taken, a majority of Board Directors would have had tenure in excess of nine years. The Board, discharging the duties of a Nomination Committee, agreed the selection criteria and the method of selection, recruitment and appointment. Board diversity, including gender, was taken into account when establishing the criteria.</p> <p>All Directors are subject to a formal evaluation process on an annual basis (more details and the conclusions in respect of the 2021 evaluation process are given on page 49). All Directors stand for re-election by shareholders annually. Shareholders may, subject to any COVID-19 restrictions, attend the AGM and raise any queries in respect of Board composition or individual Directors in person, or may contact the Company Secretary or the Chairman using the details provided on page 101 if they wish to raise any issues.</p>	<p>In December 2020 the Board announced the appointment of a new Director, Mrs Robbins. Mr Luckraft, a long serving Director, also advised the Board that he would stand down as a Director from the conclusion of the AGM in March 2021. The Board recognises the benefits of diversity and a structured process of ongoing refreshment and will continue to consider regularly its composition.</p> <p>The Directors are not aware of any issues that have been raised directly by shareholders in respect of Board composition in 2021. Details of the proxy voting results in favour and against individual Directors' re-election at the 2021 AGM are given on the Company's website at <a href="http://www.blackrock.com/uk/brig">www.blackrock.com/uk/brig</a>.</p>

# Strategic report

continued

Area of Engagement	Issue	Engagement	Impact
<b>Shareholders</b>	Continued shareholder support and engagement are critical to the continued existence of the Company and the successful delivery of its long-term strategy.	<p>The Board is committed to maintaining open channels of communication and to engage with shareholders. Notwithstanding the ongoing impact of the COVID-19 pandemic, in normal operating circumstances the Company welcomes and encourages attendance and participation from shareholders at its Annual General Meetings. Shareholders therefore have the opportunity to meet the Directors and Investment Manager and to address questions to them directly.</p> <p>The Annual Report and Half-yearly Financial Report are available on the BlackRock website and are also circulated to shareholders either in printed copy or via electronic communications. In addition, regular updates on performance, monthly factsheets, the daily NAV and other information are also published on the website at <a href="http://www.blackrock.com/uk/brig">www.blackrock.com/uk/brig</a>.</p> <p>The Board also works closely with the Investment Manager to develop the Company's marketing strategy, with the aim of ensuring effective communication with shareholders in respect of the investment mandate and objective. Unlike trading companies, one-to-one shareholder meetings usually take the form of a meeting with the Investment Manager as opposed to members of the Board. As well as attending regular investor meetings the Investment Manager holds regular discussions with wealth management desks and offices to build on the case for, and understanding of, long-term investment opportunities in the UK market.</p> <p>The Investment Manager also coordinates public relations activity, including meetings with relevant industry publications to set out their vision for the portfolio strategy and outlook for the UK equity market. The Investment Manager releases monthly portfolio updates to the market to ensure that investors are kept up to date in respect of performance and other portfolio developments, and maintains a website on behalf of the Company that contains relevant information in respect of the Company's investment mandate and objective. If shareholders wish to raise issues or concerns with the Board, they are welcome to do so at any time. The Chairman is available to meet directly with shareholders periodically to understand their views on governance and the Company's performance. He may be contacted via the Company Secretary whose details are given on page 101.</p>	<p>The Board values any feedback and questions from shareholders ahead of and during Annual General Meetings in order to gain an understanding of their views and will take action when and as appropriate.</p> <p>Feedback and questions will also help the Company evolve its reporting, aiming to make reports more transparent and understandable. Feedback from all substantive meetings between the Investment Manager and shareholders will be shared with the Board. The Directors will also receive updates from the Company's broker on any feedback from shareholders, as well as share trading activity, share price performance and an update from the Investment Manager.</p> <p>The portfolio managers attended 536 professional investor meetings in respect of the Company during the year under review.</p>

## **The Board's approach to Sustainability and ESG**

Environmental, social and governance (ESG) issues can present both opportunities and threats to long-term investment performance. These ethical and sustainability issues are a key focus of the Board and your Board is committed to a diligent oversight of the activities of the Manager in these areas. The Board believes effective engagement with management is, in most cases, the most effective way of driving meaningful change in the behaviour of investee company management. This is particularly true for the Company's Manager given the extent of BlackRock's shareholder engagement. As well as the influence afforded by its sheer scale, the Board believes that BlackRock is well placed as Manager to fulfil these requirements due to the integration of ESG into its investment processes, the emphasis it places on sustainability, its collaborative approach in its investment stewardship activities and its position in the industry as one of the largest suppliers of sustainable investment products in the global market. More information on BlackRock's approach to sustainability is set out on page 42.

By order of the Board

### **KEVIN MAYGER**

For and on behalf of  
BlackRock Investment Management (UK) Limited  
Company Secretary  
12 January 2022

The following report has been prepared by the Company's Manager and sets out its approach to responsible investing.

# Responsible ownership: BlackRock's approach to sustainable investing

## Responsible ownership – BlackRock's approach

As a fiduciary to its clients, BlackRock has built its business to protect and grow the value of clients' assets. From BlackRock's perspective, business-relevant sustainability issues can contribute to a company's long-term financial performance, and by further incorporating these considerations into the investment research, portfolio construction, and investment stewardship process can help support long-term risk adjusted returns. By expanding access to data, insights and learning on material ESG risks and opportunities in investment processes across BlackRock's diverse platform, BlackRock believes that the investment process is greatly enhanced. The Company's Investment Manager works closely with the BIS team to assess the governance quality of companies and assess any potential ESG risks or opportunities. The Investment Manager uses ESG information when conducting research and due diligence on new investments and again when monitoring investments in the portfolio.

## BlackRock's approach to sustainable investing

Considerations about sustainability have been at the centre of BlackRock's investment approach for many years and the firm offers more than 200 sustainable products and solutions. BlackRock believes that climate change is now a defining factor in companies' long-term prospects, and that it will have a significant and lasting impact on economic growth and prosperity. BlackRock believes that climate risk is investment risk, and this will drive a profound reassessment of risk and asset values as investors seek to react to the impact of climate policy changes. This in turn is likely to drive a significant reallocation of capital away from traditional carbon intensive industries over the next decade. BlackRock also announced in January 2021 that it was committed to supporting the goal of 'net zero' (building an economy that emits no more carbon dioxide than it removes from the atmosphere) by 2050 (the scientifically-established threshold necessary to keep global warming well below 2°C). BlackRock is taking a number of steps to help investors prepare their portfolios for a net zero world, including capturing opportunities created by the net zero transition.

## Investment stewardship

BlackRock also places a strong emphasis on sustainability in its stewardship activities. As a fiduciary, BlackRock has a responsibility to its clients to make sure investee companies are adequately managing and disclosing ESG risks and opportunities that can impact their ability to generate long-term financial performance, and to signal our concerns if they are not.

The BIS team – one of the largest, most skilled and diverse teams in the industry – engages with portfolio companies, and proxy votes on clients' behalf, to promote corporate governance standards and sustainable business models that we believe contribute to the durable, long-term profitability BlackRock's clients depend on to meet their financial goals. Each year, the BIS team prioritizes its work around several engagement themes that enables it to provide feedback to companies and build mutual understanding about corporate governance and sustainable business models. In 2021, the BIS engagement priorities reflected a continued emphasis on board effectiveness alongside the impact of sustainability-related factors on a company's ability to generate long-term financial returns. BIS mapped its priorities to specific United Nations Sustainable Development Goals, such as Gender Equality and Clean and Affordable Energy, and provided high level, globally relevant Key Performance Indicators (KPIs) for each priority so companies are aware of BlackRock's expectations. Further information on our engagement priorities for 2022 can be found at the following link: <https://www.blackrock.com/corporate/about-us/investment-stewardship#engagement-priorities>.

BlackRock is committed to transparency in terms of disclosure on its engagement with companies and voting rationales. During the twelve months to 30 June 2021, BlackRock held over 3,600 engagements with companies based in 55 markets and voted on clients' behalf on more than 165,000 management and shareholder proposals across 71 voting markets. Voting is how BIS signals support for or raises concerns over a company's corporate governance or business model. Where BIS has concerns, the team may vote against directors or other management proposals, or in support of a shareholder proposal. BIS employs votes against directors more frequently since that is a globally available signal of concern. During the 2020-21 proxy year (1 July 2020 through 30 June 2021), BIS voted on more than 64,000 director elections, voting against 10% for falling short of the team's expectations. BIS voted against one or more directors at over 3,400 companies globally. Corporate governance concerns – including lack of board independence, insufficient diversity, and executive compensation – prompted most of the votes against directors' elections, and other director-related proposals, globally. Our engagement and voting disclosure can be found at: <https://www.blackrock.com/corporate/about-us/investment-stewardship#engagement-and-voting-history>.

In line with BlackRock's investment conviction that climate risk is investment risk, in 2020 the BIS team identified 244 companies that, on its assessment, were not adequately addressing their exposure to or management of climate risk.<sup>1</sup> In 2021, BIS expanded the climate focus universe to over 1,000 carbon intensive public companies that represent 90% of the global scope 1 and 2 greenhouse gas (GHG) emissions of our clients' public equity holdings with BlackRock.<sup>2</sup> Further information on climate risk can be found at: [www.blackrock.com/corporate/literature/publication/blk-climate-focus-universe.pdf](http://www.blackrock.com/corporate/literature/publication/blk-climate-focus-universe.pdf)

The increasing demand from investors for more complete and comparable sustainability reporting, and from companies for clarity on what to report, led BlackRock to ask, in January 2020, that companies publish reports aligned with the recommendations of the Task Force on Climate-related Financial Disclosures (TCFD), supplemented by industry specific metrics such as those identified by the Sustainability Accounting Standards Board (SASB). BIS communicated its position throughout the past two years that BlackRock expects companies to demonstrate how climate and sustainability-related risks are considered and integrated into their strategy. If a company does not provide adequate public disclosures for BlackRock to assess how material risks are addressed, we may conclude that those issues are not appropriately managed and mitigated. In the 2020-21 proxy year, BIS voted against 255 directors and against 319 companies for climate-related concerns that could negatively affect long-term shareholder value.<sup>3</sup> More details about BlackRock's investment stewardship process can be found on BlackRock's website at [www.blackrock.com/corporate/about-us/investment-stewardship](http://www.blackrock.com/corporate/about-us/investment-stewardship).

In terms of its own reporting, BlackRock believes that the SASB provides a clear set of standards for reporting sustainability information across a wide range of issues, from labour practices to data privacy to business ethics. For evaluating and reporting climate-related risks, as well as the related governance issues that are essential to managing them, the TCFD provides a valuable framework. BlackRock recognise that reporting to these standards requires significant time, analysis, and effort. BlackRock's own SASB-aligned disclosure is available on its website at: [www.blackrock.com/corporate/literature/continuous-disclosure-and-important-information/blackrock-2020-sasb-disclosure.pdf](http://www.blackrock.com/corporate/literature/continuous-disclosure-and-important-information/blackrock-2020-sasb-disclosure.pdf) and BlackRock is committed to publishing a detailed TCFD-aligned report in 2022 on its 2021 activities.

<sup>1</sup> See the BIS special report, Our approach to sustainability, that outlines BIS' engagement approach and voting on climate risk and other sustainability topics.

<sup>2</sup> Based on MSCI data. This list includes companies that were on the 2020 BIS Climate Watchlist and those that are constituents of the Climate Action 100+ focus universe, in addition to other companies that BlackRock held an equity position in on behalf of our clients as of the end of 2020.

<sup>3</sup> Votes against unique companies on climate include: 1) votes against or abstain on director elections and director-related proposals, and 2) votes in support or abstain on climate-related shareholder proposals.

# Directors' report

The Directors present the Annual Report and Financial Statements of the Company for the year ended 31 October 2021.

## Status of the Company

The Company carries on business as an investment trust. It has been approved by HM Revenue & Customs as an investment trust in accordance with Sections 1158 and 1159 of the Corporation Tax Act 2010, subject to the Company continuing to meet eligibility conditions. The Directors are of the opinion that the Company has conducted its affairs in a manner which will satisfy the conditions for continued approval.

The Company, incorporated in England and Wales with company number 4223927, is domiciled in the UK as an investment company within the meaning of Section 833 of the Companies Act 2006. It is not a close company and has no employees.

As an investment company that is managed and marketed in the United Kingdom, the Company is an Alternative Investment Fund (AIF) falling within the scope of, and subject to the requirements of the Alternative Investment Fund Managers Directive (as implemented and transposed into UK law) (AIFMD). The Manager is governed by the provisions of The Alternative Investment Fund Managers Regulations 2013 (the Regulations) and is required to be authorised by the Financial Conduct Authority (FCA). It must comply with a number of obligations, including ensuring the appointment of a depositary to carry out certain functions. The AIFM must also comply with the Regulations in respect of leverage, outsourcing, conflicts of interest, risk management, valuation, remuneration and capital requirements and must also make additional disclosures to both shareholders and the FCA. Further details are set out on the Company's website at [www.blackrock.com/uk/brig](http://www.blackrock.com/uk/brig), the AIFM Disclosures section on page 102 and in the notes to the financial statements on pages 77 to 92.

The Company's ordinary shares are eligible for inclusion in the stocks and shares component of an Individual Savings Account (ISA).

## The Common Reporting Standard

New tax legislation under the Organisation for Economic Cooperation and Development (OECD) Common Reporting Standard for Automatic Exchange of Financial Account Information (the Common Reporting Standard) was introduced on 1 January 2016.

The legislation requires investment trust companies to provide personal information to HMRC about investors who purchase shares in investment trusts. The Company will have to provide information annually to the local tax authority on the tax residencies of a number of non-UK based certificated shareholders and corporate entities. The local tax authority to which the information is initially passed may in turn exchange the information with the tax authorities

of another country or countries in which the shareholder may be tax resident, where those countries (or tax authorities in those countries) have entered into agreements to exchange financial account information.

All new shareholders, excluding those whose shares are held in CREST, entered on to the share register will be sent a certification form for the purposes of collecting this information.

## Shareholder Rights Directive II

The Shareholder Rights Directive II took effect from 10 June 2019 with some transitional provisions. It encourages long-term shareholder engagement and transparency between companies and shareholders. In substantive terms the changes are small for investment companies and the majority of requirements apply to the Company's remuneration policy and disclosure of processes, as well as related party transactions. There are also additional rules for Alternative Investment Fund Managers and proxy advisers.

## GDPR

Data protection rights were harmonised across the European Union following the implementation of the General Data Protection Regulation ("GDPR") on 25 May 2018. The Board has sought and received assurances from its third-party service providers that they have taken appropriate steps to ensure compliance with the new regulation.

## Facilitating retail investments

The Company currently conducts its affairs so that the shares issued by the Company can be recommended by independent financial advisers to ordinary retail investors in accordance with the FCA's rules in relation to non-mainstream pooled investments and intends to continue to do so for the foreseeable future.

The shares are excluded from the FCA's restrictions which apply to non-mainstream pooled investments because they are shares in an investment trust.

## Dividends

Details of dividends paid and payable in respect of the year are set out in the Chairman's Statement on page 5.

## Investment management and administration

BlackRock Fund Managers Limited (BFM) was appointed as the Company's AIFM with effect from 2 July 2014. The management contract is terminable by either party on six months' notice. BlackRock Investment Management (UK) Limited (BIM (UK)) acts as the Company's Investment Manager under a delegation agreement with BFM. BIM (UK) also acted as the Secretary of the Company throughout the year. BFM receives a fee of 0.60% of the market capitalisation of the Company. Further details are provided in note 4 on page 79. The Board believes the current fee structure to be appropriate for an investment company in this sector.

# Directors' report

continued

The Company contributes to a focused investment trust sales and marketing initiative operated by BIM (UK) on behalf of the investment trusts under its management which commenced on 1 November 2013. For 2020, the Company's contribution to the consortium element of the initiative, which enables the trusts to achieve efficiencies by combining certain sales and marketing activities, represented 0.025% per annum of its net assets (£42.3 million) as at 31 December 2020 and this contribution is matched by BIM (UK). In addition, a budget of a further £15,000 has been allocated for Company specific sales and marketing activity. For the year ended 31 October 2021, £11,000 (including VAT) has been incurred in respect of these initiatives. The purpose of the programme is to ensure effective communication with existing shareholders and to attract new shareholders to the Company. This has the benefit of improving liquidity in the Company's shares and helps sustain the stock market rating of the Company.

BFM and BIM (UK) are subsidiaries of BlackRock, Inc. which is a publicly traded corporation on the New York Stock Exchange operating as an independent firm.

## Appointment of the Manager

The Board considers the arrangements for the provision of management, investment management and other services to the Company on an ongoing basis and a formal review is conducted annually. As part of the annual review the Board considered the quality and continuity of the personnel assigned to handle the Company's affairs, the investment process and the results achieved to date.

The Board believes that the continuing appointment of BFM (the Manager) as AIFM, and the delegation of investment management services to BIM (UK) (the Investment Manager), on the terms disclosed above, are in the interests of shareholders as a whole given their track record in managing the Company's equity portfolio.

## Depository and Custodian

The AIFMD requires that the Company have an AIFMD compliant depository. The Company appointed BNY Mellon Trust & Depository (UK) Limited (BNYMTD) in this role with effect from 2 July 2014. The Depository's duties and responsibilities are outlined in the investment fund legislation (as set out in the FCA AIF Rulebook). The main role of the Depository under AIFM Directive is to act as a central custodian with additional duties to monitor the operations of the Company, including monitoring cash flows and ensuring that the Company's assets are valued appropriately in accordance with the relevant regulations and guidance. The Depository is also responsible for enquiring into the conduct of the AIFM in each annual accounting period. The Depository receives a fee payable at a rate of 0.0095% of the net assets of the Company. The Company has appointed the Depository in a tripartite agreement, to which the Manager as AIFM is also a signatory. The Depository is also liable for the loss of financial instruments held in custody.

Under the depository agreement, custody services in respect of the Company's assets have been delegated to The Bank of New York Mellon (International) Limited (BNYM or the Custodian) which also performs the Custodian function. BNYM receives a custody fee payable by the Company at rates depending on the number of trades effected and the location of securities held. The depository agreement is subject to 90 days' notice of termination by any party.

## Registrar

The Company has appointed Computershare Investor Services PLC as its registrar (the Registrar). The principal duty of the Registrar is the maintenance of the register of shareholders (including registering transfers). It also provides services in relation to any corporate actions, dividend administration and shareholder documentation, the Common Reporting Standard and the Foreign Account Tax Compliance Act. Computershare receive a fixed fee, plus disbursements and VAT. Fees in respect of corporate actions are negotiated on an arising basis.

## Exercise of voting rights in Investee Companies

The exercise of voting rights attached to the Company's portfolio has been delegated by the Company to the Investment Manager via BFM. BlackRock's approach to voting at shareholder meetings, engagement with companies and corporate governance is framed within an investment context. BlackRock believes that sound corporate governance and sustainable business models contribute to their long-term financial performance and thus to better risk-adjusted returns. BlackRock's proxy voting process is led by the BIS team, located in ten offices around the world. In addition to its own professional staff, the BIS team draws upon the expertise of BlackRock's investment managers, researchers and other internal and external resources globally.

BlackRock's Global Principles are published on its website at: <https://www.blackrock.com/corporate/literature/fact-sheet/blk-responsible-investment-engprinciples-global.pdf>

Each year, BIS reviews and updates its Global Principles and market-specific proxy voting guidelines. These documents set out the core elements of corporate governance that guide BlackRock's investment stewardship activities globally and within each regional market, including when voting at shareholder meetings. These policies are informed by the fact that many of BlackRock's clients are investing to achieve long-term financial goals.

BIS updates its Global Principles and regional voting guidelines annually to reflect changes in market standards and to help companies understand BlackRock's views on emerging corporate governance issues. In 2021, BIS made updates to its policies in line with BlackRock's intensified focus on sustainability across all our investment activities on behalf of clients. In this context, the recently published 2022 policy updates are more incremental, seeking to

reflect BIS' latest views on certain governance issues and incorporating insights gained from company engagements, client feedback, regulatory developments, and BlackRock and third-party research.

During the year under review, the Investment Manager voted on 51 proposals at 897 general meetings on behalf of the Company. At these meetings the Investment Manager voted in favour of most resolutions, as should be expected when investing in well-run companies, but voted against 37 management resolutions and abstained from voting on 7 resolutions. The votes against were in respect of proposals which contained insufficient disclosure for the Investment Manager to make an informed decision, or in respect of executive remuneration packages which were considered to be poorly structured.

### **Continuation of the Company**

The Company's Articles of Association (the Articles) provide for an ordinary resolution for the continuation of the Company as an investment trust to be proposed at every fifth Annual General Meeting (AGM). The next such resolution will be put to shareholders at the AGM in 2023.

### **Principal risks**

The key risks faced by the Company are set out in the Strategic Report on pages 32 to 35.

### **Going concern**

The financial statements of the Company have been prepared on a going concern basis. The forecast projections and actual performance are reviewed on a regular basis throughout the period and the Directors believe that this is the appropriate basis and the Company has adequate resources to continue in operational existence for the foreseeable future and is financially sound. The Company is able to meet all of its financial liabilities from its assets and for the financial year to 31 October 2021, the ongoing charges amounted to 1.21% of net assets.

The Directors, having considered the nature and liquidity of the portfolio, the Company's investment objective and the Company's projected income and expenditure, are satisfied that the Company has adequate resources to continue in operational existence for a period of at least 12 months from the date of approval of these financial statements and is financially sound. The Board is still mindful of the continuing uncertainty surrounding the potential duration of the COVID-19 pandemic and its longer-term effects on the global economy and recovery of economies. The Board believes that the Company and its key third-party service providers have in place appropriate business continuity plans and these services have continued to be supplied without interruption throughout the COVID-19 pandemic.

The Company's longer-term viability is considered in the Viability Statement on pages 35 and 36.

### **Directors**

The Directors of the Company as at 31 October 2021 and their biographies are set out on pages 27 and 28. Details of Directors' interests in the ordinary shares of the Company are set out on page 56 in the Directors' Remuneration Report. All the Directors held office throughout the year under review.

The Board may appoint additional Directors to the Board, but any Director so appointed must stand for election by the shareholders at the next AGM. Directors are also required to retire if they have served more than nine years on the Board, but then may offer themselves for annual re-election.

The Company's Articles require that each Director submit themselves for re-election at least every three years. However, in accordance with best practice and developing Corporate Governance, the Board has agreed that all Directors will retire and, if eligible, offer themselves for re-election at each AGM. Further details of the independence of the Board and Board tenure is provided in the Corporate Governance Statement on pages 49 to 53.

Having considered the retiring Directors' performance within the annual Board performance evaluation process, further details of which are provided on page 49, the Board believes that the performance of all Directors continues to be effective and that they bring extensive knowledge and commercial experience to the Board and demonstrate a range of valuable business, financial and asset management skills and that they remain wholly independent. The Board therefore recommends that shareholders vote in favour of each Director's proposed re-election or election as applicable.

There were no contracts subsisting during the year under review or up to the date of this report in which a Director of the Company is or was materially interested and which is or was significant in relation to the Company's business.

### **Conflicts of interest**

The Board has put in place a framework for Directors to report conflicts of interest, or potential conflicts of interest.

All Directors are required to notify the Company Secretary of any situations, or potential situations where they consider that they have or may have, a direct or indirect interest, or duty that conflicts, or possibly conflicts, with the interests of the Company. All such situations are reviewed by the Board and duly authorised. Directors are also made aware at each meeting that there remains a continuing obligation to notify the Company Secretary of any new situations that may arise, or any changes to situations previously notified. It is the Board's intention to continue to review all notified situations on a regular basis.

# Directors' report

continued

## Directors' remuneration report and policy

The Directors' Remuneration Report is set out on pages 54 to 56. An advisory ordinary resolution to approve this report will be put to shareholders at the Company's AGM. The Company is also required to put the Director's Remuneration Policy to a binding shareholder vote every three years. The Company's Remuneration Policy was last put to shareholders at the AGM in 2020, therefore, an ordinary resolution to approve the Remuneration Policy will next be put to shareholders at the AGM in 2023. Further details are given on pages 57 to 58.

## Directors' responsibilities

The Directors' responsibilities in preparing these financial statements are noted on page 63.

## Substantial share interests

As at 31 October 2021, the Company had received notification in accordance with the FCA's Disclosure and Transparency Rule 5.1.2R of the following interests in 3% or more of the voting rights attaching to the Company's issued share capital.

Shareholder	Number of Ordinary shares	% of issued share capital
J M Finn Nominees on behalf of Mrs J E Worsley	1,500,000	7.01
Cazenove Capital Management	1,376,437	6.43
J M Finn Nominees on behalf of the Worsley Family	1,267,024	5.92
J M Finn Nominees on behalf of Mrs J J Worsley	1,200,748	5.61
Hargreaves Lansdown Stockbrokers	1,143,197	5.34
Interactive Investor	818,442	3.82
Rathbones	795,871	3.72
Brewin Dolphin Stockbrokers	758,423	3.54
J M Finn Stockbrokers, Private Clients	683,660	3.19

As at 11 January 2022 the Company had not received notification of any changes to these interests.

## Share capital

Details of the Company's issued share capital are given in note 14 to the Financial Statements on page 84. Details of the voting rights are given in note 16 to the Notice of AGM on page 113. The ordinary shares carry the right to receive dividends and have one voting right per ordinary share. There are no restrictions on the voting rights or transfer of the ordinary shares. There are no shares which carry specific rights with regard to the control of the Company.

## Share repurchases

The Company has the authority to purchase ordinary shares in the market, to be held in treasury or for cancellation. The latest authority to repurchase ordinary shares was granted to Directors on 8 March 2021 and expires at the conclusion of the 2022 AGM. The Directors are proposing that the authority to buy back shares be renewed at the forthcoming AGM.

During the year 1,112,783 ordinary shares with a nominal value of 1 pence per share, which represented 4.9% of the Company's ordinary shares in issue at the start of the year (excluding shares held in treasury), were bought back in the year under review for a total consideration of £1,973,000 (including costs). All ordinary shares bought back were subsequently cancelled. Shares will only be bought back at a discount to Net Asset Value (NAV). The Company's share rating widened from a premium of 0.5% as at 31 October 2020 to a discount of 6.0% as at 31 October 2021.

The main objective of any buy back is to enhance the NAV per share of the remaining shares and to reduce the absolute level and volatility of any discount to NAV at which shares may trade. Although the Manager initiates the buy backs, the policy and parameters are set by the Board and are reviewed at regular intervals.

## Share issues

No new ordinary shares were issued and no existing shares were reissued from treasury during the year. The existing authority to issue new ordinary shares or sell shares from treasury was granted on 8 March 2021 and will expire at the conclusion of the forthcoming AGM. A resolution to renew this authority to issue shares or sell shares out of treasury in respect of 33% of the Company's share capital will be put to shareholders at the forthcoming AGM.

## Treasury shares

As described above, the Company is authorised to purchase its own ordinary shares to be held in treasury for reissue, or cancellation at a future date.

Treasury shares will only be reissued at prices at or above the estimated NAV per share thereby giving the Company the ability to reissue shares quickly and cost effectively, improving liquidity and providing the Company with additional flexibility in the management of its capital base. It also ensures a positive overall effect for continuing shareholders when shares are



bought back at a discount and then sold at a price at or above the NAV per share.

The Board has not determined a limit for the number of shares that can be held in treasury for reissue at any one time. However, the Company intends to cancel any treasury shares purchased in excess of 33% of the issued share capital. As at 31 October 2021, 10,081,532 ordinary shares were held in treasury, representing 32.0% of the Company's issued share capital.

## **Streamlined Energy and Carbon Reporting (SECR) statement: Greenhouse Gas (GHG) emissions and energy consumption disclosure**

As an externally managed investment company, the Company has no greenhouse gas emissions to report from its operations, nor does it have any responsibility for any other emissions producing sources under the Companies Act (Strategic Report and Directors' Reports) Regulations 2013. For the same reason, the Company considers itself to be a low energy user under the SECR regulations and therefore is not required to disclose energy and carbon information.

### **Articles of Association**

Any amendments to the Company's Articles of Association must be made by special resolution.

### **Annual General Meeting**

**The following information to be discussed at the forthcoming AGM is important and requires your immediate attention. If you are in any doubt about the action you should take, you should seek advice from your stockbroker, bank manager, solicitor, accountant or other financial adviser authorised under the Financial Services and Markets Act 2000 (as amended).**

**If you have sold or transferred all of your ordinary shares in the Company you should pass this document, together with any other accompanying documents (but not the personalised Forms of Proxy), as soon as possible to the purchaser or transferee, or to the stockbroker, bank or other agent through whom the sale or transfer was effected, for onward transmission to the purchaser or transferee.**

The business of this year's AGM consists of 13 resolutions. Resolutions 1 to 10 are proposed as ordinary resolutions and resolutions 11 to 13 are being proposed as special resolutions.

### **Resolution 1 – Approval of the Annual Report and Financial Statements**

This resolution seeks shareholder approval of the Annual Report and Financial Statements for the year ended 31 October 2021 and the Auditor's report thereon.

### **Resolution 2 – Approval of the Directors' Remuneration Report**

This resolution is an advisory vote on the Directors' Remuneration Report, which is set out on pages 54 to 56, excluding any content relating to the remuneration policy.

### **Resolution 3 – Approval of a final dividend**

This resolution seeks shareholder approval of a final dividend of 4.60 pence per ordinary share for the year ended 31 October 2021.

### **Resolutions 4 to 7 relate to the re-election of the Directors**

The biographies of the Directors are set out on pages 27 and 28 and summarise the respective skills and experience that each Director brings to the Board enabling them to promote the long-term success of the Company. All the Directors held office throughout the year under review.

### **Resolutions 8 and 9 – Re-appointment of the external Auditor and the Auditor's Remuneration**

These resolutions relate to the re-appointment and remuneration of the Company's Auditor. The Company, through its Audit Committee, has considered the independence and objectivity of the external Auditor and are satisfied that the Auditor remains independent. Further information in relation to the assessment of the Auditor's independence can be found in their report on page 66.

Resolutions relating to the following items of special business will be proposed at the forthcoming AGM.

### **Resolution 10 – Authority to allot shares**

The Directors seek to renew the authority for the Directors to allot ordinary shares, for cash up to an aggregate nominal amount of £70,360.23 per annum which is equivalent to 7,036,023 ordinary shares of 1p each and represents 33% of the Company's issued ordinary share capital, excluding treasury shares, as at the date of the Notice of the AGM.

### **Resolution 11 – Authority to disapply pre-exemption rights**

Resolution 11 empowers the Directors to allot new shares for cash or to sell shares held by the Company in treasury, otherwise than to existing shareholders on a pro rata basis, up to an aggregate nominal amount of £70,360.23 which is equivalent to 7,036,023 ordinary shares of 1p each and represents 33% of the Company's issued ordinary share capital, excluding treasury shares, as at the date of the Notice of the AGM. The special resolution to be proposed will enable the Directors, at their discretion, to allot a limited number of equity securities for cash and will also provide the Directors with greater flexibility should appropriate business opportunities arise.

# Directors' report

continued

## Resolution 12 – Authority to buy back shares

The special resolution to be proposed will seek to renew the authority granted to Directors enabling the Company to purchase its own shares. Purchases of shares will only be made through the market for cash at prices below the estimated NAV per share at the time of the transaction.

Under the Listing Rules of the Financial Conduct Authority, the maximum price which can be paid is the higher of (i) an amount equal to 5% above the average of the market values of the ordinary shares for the five business days immediately preceding the date on which the purchase is made; and (ii) the higher of the price quoted for (a) the last independent trade of, and (b) the highest current independent bid for, any number of ordinary shares on the trading venue where the purchase is carried out.

The Directors are seeking authority to purchase up to 3,196,060 ordinary shares, being approximately 14.99% of the issued share capital, excluding treasury shares, as at the date of the Notice of the AGM.

## Special Resolution 13 – Notice period for General Meetings

Special Resolution 13 empowers the Directors to hold general meetings (other than annual general meetings) on 14 days' notice, which is the minimum notice period permitted by the Companies Act 2006. The EU Shareholder Rights Directive increases the minimum notice period to 21 days unless two conditions are met.

The first condition is that the Company offers facilities for shareholders to vote by electronic means. The second condition is that there is an annual resolution of shareholders approving the reduction in the minimum notice period from 21 days to 14 days, hence this resolution being proposed. It is not intended that this power will be used as a matter of course, rather that this flexibility will be utilised where the Board believes that the nature of the business to be conducted requires that a general meeting be convened at 14 days' notice.

## Recommendation

Your Board considers that the resolutions to be proposed at the AGM are likely to promote the success of the Company for the benefit of its shareholders as a whole and are in the best interests of the Company and its shareholders as a whole. The Directors unanimously recommend that you vote in favour of each resolution as they intend to do in respect of their own beneficial holdings.

## Corporate governance

Full details are given in the Corporate Governance Statement on pages 49 to 53. The Corporate Governance Statement forms part of this Directors' Report.

## Future prospects

The Board's main focus is the achievement of income and capital growth. The future performance of the Company is dependent upon the success of the investment strategy.

## Listing rule disclosures

The disclosures in accordance with Listing Rule 9.8.4R can be found on page 103.

## Audit information

As required by Section 418 of the Companies Act 2006 the Directors who held office at the date of this report each confirm that, so far as they are aware, there is no relevant audit information of which the Company's Auditor is unaware and each Director has taken all the steps that they ought to have taken as a Director to make themselves aware of any relevant audit information and to establish that the Company's Auditor is aware of that information.

## Auditor

The Auditor, Deloitte LLP, is willing to continue in office. Resolutions proposing the reappointment of Deloitte LLP and authorising the Audit Committee to determine its remuneration for the ensuing year will be proposed at the AGM.

The Directors' Report was approved by the Board at its meeting on 12 January 2022.

By order of the Board

## KEVIN MAYGER

For and on behalf of  
BlackRock Investment Management (UK) Limited  
Company Secretary  
12 January 2022

# Corporate governance statement

## Chairman's introduction

Corporate Governance is the process by which the Board seeks to look after shareholders' interests and protect and enhance shareholder value. Shareholders hold the Directors responsible for the stewardship of the Company, delegating authority and responsibility to the Directors and holding them accountable for its performance.

The Board is ultimately responsible for framing and executing the Company's strategy and for monitoring material risks. We seek to ensure that the Company is managed in a manner which is responsible and consistent with our belief in honesty, transparency and accountability. In our view, good governance means having effective oversight of the Company's business and engaging effectively with investors. We consider the practice of good governance to be an integral part of the business and we are committed to maintaining high standards of financial reporting, transparency and business integrity.

## Compliance

Listed companies are required to disclose how they have applied the main principles of the UK Corporate Governance Code, as issued by the Financial Reporting Council (FRC).

The Board has considered the principles and recommendations of the 2019 AIC Code of Corporate Governance (AIC Code) by reference to the AIC Corporate Governance Guide for Investment Companies (AIC Guide). The AIC Code, as explained by the AIC Guide, addresses all the principles set out in the UK Corporate Governance Code, as well as setting out additional principles and recommendations on issues that are of specific relevance to listed investment companies.

The Board considers that reporting against the principles and recommendations of the AIC Code, and by reference to the AIC Guide (which incorporates the UK Corporate Governance Code), will provide better information to shareholders. The Company has complied with the recommendations of the AIC Code and the relevant provisions of the UK Corporate Governance Code, except as set out below.

The UK Corporate Governance Code includes provisions relating to:

- the role of the chief executive;
- executive directors' remuneration; and
- the need for an internal audit function, as explained on page 60.

For the reasons set out in the AIC Guide, and as explained in the UK Corporate Governance Code, the Board considers these provisions are not relevant to the Company, being an externally managed investment company. In particular, all of

the Company's day-to-day management and administrative functions are outsourced to third parties. As a result, the Company has no executive directors, employees or internal operations. The Company has therefore not reported further in respect of these provisions.

The AIC Code is available from the Association of Investment Companies ([theaic.co.uk](http://theaic.co.uk)). The UK Code is available from the Financial Reporting Council website ([frc.org.uk](http://frc.org.uk)).

## Performance evaluation

A formal process to evaluate thoroughly the performance of the Board, its Committees and the individual Directors on an annual basis has been established. The evaluations for the year ended 31 October 2021 have been carried out and took the form of online questionnaires and, where appropriate, interviews. In addition, the Chairman reviewed in respect of each Director their individual performance, contribution and commitment. The appraisal of the Chairman followed the same format and was led by Mr Gold. The results of these evaluations were presented to and discussed by the Board. It was agreed that the composition of the Board reflected a suitable mix of skills and experience, and that the Board, as a whole, and its Committees, continue to function effectively. No material weaknesses were identified.

## Board composition

The Board currently consists of four non-executive Directors, all of whom are independent of the Company's Manager.

The Directors' biographies on pages 27 and 28 demonstrate a broad range of investment, professional, commercial and financial skills which enables them to provide effective strategic leadership and proper governance of the Company. Details of the Chairman's other significant time commitments can also be found on page 27.

The composition of the Board is kept under review and further details of the role of the Nomination Committee in this process is provided on page 51.

## Diversity

The Board recognises that diversity is important in bringing an appropriate range of skills and experience to the Board and diversity, including that of gender, is taken into account during the recruitment and appointment process. However, the Board is committed to appointing individuals on merit, regardless of gender or other forms of diversity, therefore no specific targets have been set against which to report. As at 31 October 2021 the Board consisted of three men and one woman giving 25% female board representation.

## Board independence and tenure

The Board's independence, including that of the Chairman, has been considered and all of the Directors are deemed to be independent in character and have no relationships or circumstances which are likely to affect their judgement.

# Corporate governance statement

continued

The Board subscribes to the view expressed in the AIC Code that long-serving Directors should not be prevented from forming part of an independent majority. It does not consider that the length of a Director's tenure reduces his or her ability to act independently. The Board's policy on tenure is that continuity and experience add significantly to the strength of the Board and, as such, no limit on the overall length of service of any of the Company's Directors has been imposed, although the Board believes in the merits of periodic and progressive refreshment of its composition.

It is considered that Mr Gold and Mr Worsley, who have each served as Directors for over nine years, continue to be independent in both character and judgement and exhibit the commitment required to discharge effectively their duties to the Company and to serve the best interest of its shareholders and stakeholders. The Board has also considered the independence of Mr Worsley specifically, and has determined that he continues to act in the best interests of shareholders generally and remains independent notwithstanding he has close family ties with a significant shareholder of the Company.

## Directors' appointment, retirement and rotation

The provisions relating to the appointment of Directors are set out in the Company's Articles and further details are provided on page 45 of the Directors' Report.

The Board has considered the position of each of the Directors as part of the annual evaluation process and believes it would be in the Company's best interests for all of the Directors to stand for re-election at the forthcoming AGM, given their broad experience and expertise, level of contribution and ongoing commitment to the Company.

The Directors support a planned and progressive renewing of the Board. The Board's tenure and succession policy seeks to ensure that there is an appropriate balance of skills, knowledge, independence, experience and diversity on the Board. This is achieved through the regular evaluation of both the composition and performance of the Board and, where required, the appointment of new Directors who possess appropriate skills and experience and who are able to commit the necessary time to carry out their duties effectively. Additionally, the Board is mindful of the UK Corporate Governance Code, applicable for the accounting period beginning on or after 1 January 2019. Further information in respect of Directors tenure can be found in the Corporate Governance Statement on pages 49 and 50.

## Directors' training and induction

When a new Director is appointed to the Board, they will participate in an induction programme and time will be spent with representatives of the Manager. The Director will also be provided with all relevant information regarding the Company including its strategy, policies, operations, and details of third-party service providers.

The Company's policy is to encourage Directors to keep up to date and attend training courses on matters which are directly relevant to their involvement with the Company. The Directors also receive regular briefings from, amongst others, the Auditor and the Company Secretary regarding any proposed developments or changes in laws or regulations that could affect the Company and/or the Directors.

## Directors' liability insurance

The Company has maintained appropriate Directors' Liability Insurance cover throughout the year.

## Board's responsibilities

The Board's responsibilities are set out on page 26 along with information on the frequency of meetings. The Board may have additional ad hoc meetings to consider particular issues as they arise. Between meetings there is regular contact with the Investment Manager. A formal schedule of matters specifically reserved for decision by the Board has been adopted. The Board is supplied in a timely manner with information in a form and of a quality appropriate to enable it to discharge its duties.

Strategic issues and all operational matters of a material nature are determined by the Board. The Directors have access to the advice and services of the Company Secretary, which is responsible to the Board for ensuring that Board procedures are followed and that it complies with applicable rules and regulations. Where necessary, in the furtherance of their duties, the Directors may seek independent professional advice at the expense of the Company.

## Delegation of responsibilities

The Board has delegated the following areas of responsibility:

### Management and administration

The management of the investment portfolio and the administration of the Company have been delegated to BlackRock Fund Managers Limited (BFM) as the Company's AIFM, and BFM (with the permission of the Company) has delegated certain investment management and other ancillary services to BlackRock Investment Management (UK) Limited (BIM (UK)), the Investment Manager. The contractual arrangements with, and assessment of, the Manager are summarised on pages 43 and 44.

The Manager, operating under guidelines determined by the Board, has direct responsibility for the decisions relating to the day-to-day running of the Company and is accountable to the Board for the investment, financial and operating performance of the Company.

The assets of the Company have been entrusted to the Depositary for safekeeping. The Depositary is The Bank of New York Mellon (International) Limited. The address at which this business is conducted is given on page 101.

The Board has delegated the exercise of voting rights attaching to the securities held in the portfolio to the Manager who has in turn delegated this to the Investment Manager. Details of the Investment Manager's voting policy are set out on pages 44 and 45.

Much of the Board's corporate governance responsibility is discharged through the Audit, the Management Engagement and the Nomination Committees. These Committees all operate within clearly defined written terms of reference which are available upon request at the Company's registered office. More detail is given over the page in respect of the individual Committees.

### **Audit Committee**

The Report of the Audit Committee, chaired by Nicholas Gold, is contained on pages 59 to 62.

### **Management Engagement Committee**

The Management Engagement Committee, chaired by Graeme Proudfoot, comprises the full Board. The Committee annually reviews the appropriateness of the Manager's continued appointment, together with the terms and conditions thereof.

In addition to reviewing performance, the Manager is also assessed in relation to the quality of the fund management and administration teams, commitment to their investment trust business, strength of relationships with shareholders and the appropriateness of the management contract, including fees.

### **Remuneration Committee**

As stated in the Directors' Remuneration Report on page 54, the full Board determines the level of Directors' fees and accordingly there is no separate Remuneration Committee.

### **Nomination Committee**

The Nomination Committee, chaired by Graeme Proudfoot, comprises the full Board. The Committee meets at least annually to review the structure, size and composition of the Board and its balance of skills, experience, independence, knowledge and diversity. Consideration will also be given to succession planning for Directors, including the Chairman, taking into account the challenges and opportunities facing the Company and the skills and expertise needed for the future. From this evaluation the Committee will consider the appointment of additional Directors. A description of the role would be prepared setting out the capabilities required. The Committee would also take into account the need to have a balance of skills, experience, knowledge, independence and all aspects of diversity, including gender. Any appointments to the Board will be based on merit.

The method of selection, recruitment and appointment will also be agreed by the Committee and the services of external search consultants may be used to identify potential candidates.

Details of the number of scheduled Board and Committee meetings attended by each Director are provided on pages 26 to 28.

### **Internal controls**

The Board is responsible for:

- the Company's systems of internal controls and for reviewing their effectiveness;
- ensuring that financial information, published or used within the business, is reliable; and
- regularly monitoring compliance with regulations governing the operation of investment trusts.

These responsibilities are addressed through the Company's risk register, which sets out the risks relevant to the Company and describes the controls that the Board, the AIFM, the Investment Manager and other third-party service providers have in place to mitigate these risks. The Board has delegated the review of this register to the Audit Committee, which reviews the effectiveness of these internal control systems on an ongoing basis to identify, evaluate and manage the Company's significant risks.

As part of that process, there are procedures designed to capture and evaluate any failings or weaknesses. Should a significant issue be identified, procedures exist to ensure that necessary action is taken to remedy the failings. The Board is not aware of any significant failings or weaknesses arising in the year under review.

Control of the risks identified, covering financial, operational, compliance and risk management, is embedded in the operations of the Manager. There is a monitoring and reporting process to review these controls, which has been in place throughout the year under review and up to the date of this report, carried out by BlackRock's corporate audit department. This accords with the Financial Reporting Council's Guidance on Risk Management and Internal Control.

The Company's risk register sets out the risks relevant to the Company and describes the controls that the Board has in place as well as the internal controls that are in place at the AIFM, the Investment Manager and other third party service providers to mitigate these risks. The Audit Committee formally reviews this register on a semi-annual basis and the Manager will report on any significant issues that have been identified in the period relevant to the risk register.

In addition, BlackRock's internal audit department regularly reports to the Audit Committee on the results of testing performed in relation to BlackRock's internal control processes. The Depositary also reviews the control processes in place at the Custodian, the Fund Accountant and the AIFM and reports formally to the Audit Committee twice yearly.

# Corporate governance statement

continued

Both the Manager and the Depositary will escalate issues and report to the Audit Committee outside of these meetings on an ad hoc basis to the extent that this is required.

The Audit Committee also receives regular Service Organisation Control (SOC 1) Reports respectively from BlackRock and The Bank of New York Mellon on the internal controls of their respective operations, together with the opinion of their reporting accountants.

The Board recognises that these control systems can only be designed to manage rather than eliminate the risk of failure to achieve business objectives, and to provide reasonable, but not absolute, assurance against material misstatement or loss, and relies on the operating controls established by the Manager and the Depositary.

The Board receives revenue forecasts and management accounts which allow the Board to assess the Company's activities and review its performance. The Board and the Investment Manager have agreed clearly defined investment criteria, specified levels of authority and exposure limits. Reports on these issues, including performance statistics and investment valuations, are submitted to the Board at each meeting. These reports form part of the documentation used by the Board to determine the appropriateness of adopting the going concern basis for the production of the Company's Annual Report and Financial Statements. Conclusions on the Company's longer-term viability and going concern are set out on pages 35 and 36.

The Company does not have its own internal audit function, as explained in the Report of the Audit Committee on page 60.

## Financial reporting

The Statement of Directors' Responsibilities in respect of the Annual Report and Financial Statements is set out on page 63, the Independent Auditor's Report on pages 66 to 72 and the statement of going concern on page 45.

## Socially responsible investment and ESG matters

Generally, investment trusts do not employ staff and accordingly have no direct impact on social matters but can be significant investors in the economies of the regions in which they invest. The Board believes that it is important to invest in companies whose boards act responsibly in respect of environmental, ethical and social issues. The Manager's evaluation procedures and financial analysis of the companies within the portfolio includes research and appraisal, and also takes into account environmental policies, social, ethical and other business issues. However, the Company invests primarily on financial grounds to meet its stated investment objective. In this regard, the Manager's UK Equities team works closely with the internal Investment Stewardship team.

The Manager defines environmental, social, and governance (ESG) integration as the practice of incorporating material ESG information into investment decisions in order to enhance risk-adjusted returns. In alpha-seeking strategies, the Manager can use ESG information when conducting research and due diligence on new investments, and again when monitoring investments in a portfolio. Of course, ESG information is not the sole consideration for investment decisions; instead, the Manager's investment professionals assess a variety of economic and financial indicators, which can include ESG issues, to make investment decisions appropriate for clients' objectives.

The Manager's approach to ESG integration is to broaden the total amount of information its investment professionals consider in order to improve investment analysis, seeking to meet or exceed economic return and financial risk targets.

Further information on responsible investing and ESG matter can be found on page 42.

## Criminal Finances Act

The Criminal Finances Act 2017 came into force on 25 May 2018 and introduced a new corporate criminal offence of "failing to take reasonable steps to prevent the facilitation of tax evasion". The Board has confirmed that it is the Company's policy to conduct all of its business in a transparent and ethical manner. The Board takes a zero-tolerance approach to facilitation of tax evasion.

## Bribery prevention policy

The provision of bribes of any nature to third parties in order to gain a commercial advantage is prohibited and is a criminal offence. The Board has a zero-tolerance policy towards bribery and has a commitment to carry out business fairly, honestly and openly. The Board takes seriously its responsibility for the Manager, on its behalf, to prevent bribery and BlackRock has anti-bribery policies and procedures in place which are high level, proportionate and risk based. The Company's service providers have been contacted in respect of their anti-bribery policies and, where necessary, contractual changes are made to existing agreements in respect of anti-bribery provisions.

## Communication with shareholders

Under normal circumstances, all shareholders have the opportunity to attend and vote at the Annual General Meeting. However, last year's AGM was run as a closed-meeting as a result of Government guidance in place at the time which restricted public gathering. It is the Board's intention that all shareholders will be given the opportunity to attend the AGM this year. This is of course subject to any potential change in the government restrictions on public gathering. The Notice of AGM, which is sent out at least 20 working days in advance of the meeting, sets out the business of the Meeting and any item not of an entirely routine nature is explained in the Directors' Report on pages

47 and 48. In accordance with corporate governance best practice, separate resolutions are proposed for substantive issues.

Regular updates on performance are available to shareholders on the Company's website at: [www.blackrock.com/uk/brig](http://www.blackrock.com/uk/brig). The Investment Manager will review the Company's portfolio and performance at the AGM, when the Chairman of the Board and the Chairman of the Audit Committee and representatives of the Investment Manager will be available to answer shareholders' queries. Proxy voting figures will be announced to shareholders at the AGM and will be available on the Company's website shortly after the meeting. In accordance with provisions of the 2018 UK Code of Corporate Governance, when, in the opinion of the Board, a significant proportion of votes have been cast against a resolution at any general meeting, the Board will explain, when announcing the results of voting, what actions it intends to take to understand the reasons behind the vote result.

The Board is keen to understand the views of major shareholders and is available to meet shareholders with, or without, representatives of the Manager or Investment Manager being present. There is also a programme of presentations made by the Investment Manager. The Board discusses with the Investment Manager at each Board meeting any feedback from meetings with shareholders and also receives reports from its corporate broker.

There is also a clear channel of communication between the Board and the Company's shareholders via the Company Secretary. The Company Secretary has no express authority to respond to enquiries addressed to the Board and all communication, other than junk mail, is redirected to the Chairman.

The Company's financial statements, regular factsheets and other information are also published on the BlackRock website at [www.blackrock.com/uk/brig](http://www.blackrock.com/uk/brig).

The work undertaken by the Auditor does not involve consideration of the maintenance and integrity of the website and, accordingly, the Auditor accepts no responsibility for any changes that have occurred to the accounts since they were initially presented on the website. Visitors to the website need to be aware that legislation in the United Kingdom governing the preparation and dissemination of the accounts may differ from legislation in their jurisdiction.

There is also a section within this report entitled "Additional Information – Shareholder Information", on pages 96 to 98, which provides an overview of useful information available to shareholders.

## **Disclosure guidance and transparency rules**

Other information required to be disclosed pursuant to the Disclosure Guidance and Transparency Rules has been placed in the Directors' Report on pages 43 to 48 because it is information which refers to events that have taken place during the course of the year.

For and on behalf of the Board

### **GRAEME PROUDFOOT**

Chairman

12 January 2022

# Directors' remuneration report

The Board presents the Directors' remuneration report for the year ended 31 October 2021 which has been prepared in accordance with Sections 420-422 of the Companies Act 2006 and the Large and Medium-sized Companies and Groups (Accounts and Reports) Regulations 2008.

The law requires the Company's Auditor to audit certain of the disclosures provided. Where disclosures have been audited, they are indicated as such. The Auditor's opinion is included in their report on pages 66 to 72.

## Statement by the Chairman

A key driver of the remuneration policy is that fees payable to Directors should be sufficient to attract and retain individuals with suitable knowledge and experience.

The Company's Directors' Remuneration Policy was last reviewed on 13 October 2021. Following this review, it was agreed that that Directors' fees would be increased by £1,000 per annum. The basis for determining the level of any change in Directors' remuneration is also set out in the Remuneration policy on page 57. Prior to this increase, Directors' fees were last increased on 1 November 2019. No discretionary fees have been paid to Directors during the year or previous year or since inception and the payment of such fees is expected to be a rare occurrence, only necessary in exceptional circumstances. Any discretionary fees paid to the Directors will be clearly disclosed in the Directors' Remuneration Report accompanied by an explanation of the work undertaken and why it was deemed necessary to pay such additional remuneration.

## Remuneration implementation report

A single figure for the total remuneration of each Director is set out in the table below for the years ended 31 October 2021 and 2020. The information in the table below has been audited.

Directors	31 October 2021			31 October 2020		
	Base Salary	Taxable benefits <sup>8</sup>	Total	Base Salary	Taxable benefits <sup>8</sup>	Total
	£	£	£	£	£	£
Graeme Proudfoot <sup>1</sup>	29,750	–	29,750	25,000	–	25,000
Jonathan Cartwright <sup>2</sup>	–	–	–	10,000	–	10,000
Nicholas Gold <sup>3</sup>	24,000	–	24,000	24,000	–	24,000
George Luckraft <sup>4,5</sup>	7,300	–	7,300	20,500	–	20,500
Charles Worsley <sup>6</sup>	20,500	–	20,500	20,500	–	20,500
Win Robbins <sup>7</sup>	17,971	–	17,971	–	–	–
Total	99,521	–	99,521	100,000	–	100,000

<sup>1</sup> Appointed as a Director on 1 November 2019 and became Chairman on 12 March 2020.

<sup>2</sup> Appointed as a Director on 7 September 2010 and retired on 12 March 2020.

<sup>3</sup> Appointed as a Director on 17 December 2008 and became Chairman of the Audit Committee on 20 April 2009.

<sup>4</sup> Appointed as a Director on 1 February 2003 and retired on 10 March 2021.

<sup>5</sup> Fee paid to AXA Investment Management (UK) Limited for the provision of the services of Mr Luckraft to the Company as a non-executive Director, excluding VAT.

<sup>6</sup> Appointed as a Director on 19 April 2010.

<sup>7</sup> Appointed as a Director on 15 December 2020.

<sup>8</sup> Taxable benefits relate to travel and subsistence costs.

No discretionary payments were made in the year to 31 October 2021 (2020: nil).

## Remuneration committee

The Board as a whole fulfils the function of the Remuneration Committee and considers any change in the Directors' remuneration policy. A separate Committee has therefore not been established. The Company's Directors are all non-executive and are independent of the Manager. No advice or services were provided by any external agencies or third parties.

## Implementation of the Remuneration Policy

The Directors intend that the Remuneration Policy will be implemented as set out on pages 57 and 58. The Directors do not receive any performance related remuneration or incentives. Discretionary payments are permitted under the policy; however, such discretionary payments would only be considered in exceptional circumstances.

## Remuneration/service contracts

The maximum remuneration of the Directors is determined within the limits of the Company's Articles and currently amounts in aggregate to £150,000. No element of the Directors' remuneration is performance related. The Company has not awarded any share options or long-term performance incentives to any of the Directors. None of the Directors has a service contract with the Company or receives any non-cash benefits or pension entitlements. The terms of their appointment are detailed in an appointment letter issued to them when they join the Board. These letters are available for inspection at the registered office of the Company.



The information in the above table and the accompanying narrative has been audited. The amounts paid by the Company to the Directors were for services as non-executive Directors. As at 31 October 2021, fees of £8,000 (2020: £8,000) were outstanding to Directors in respect of their annual fees.

### Relative importance of spend on pay

As the Company has no employees, the table below also comprises the total remuneration costs and benefits paid by the Company. To enable shareholders to assess the relative importance of spend on pay, this has been shown in the table below compared to the Company's net profit on ordinary activities after taxation, total operating expenditure and dividend distributions.

	2021 £'000	2020 £'000	Change £'000
Directors' total remuneration	100	100	-
Dividends paid and payable	1,547	1,601	-54
Return on ordinary activities after taxation (capital and income)	10,621	(7,450)	+18,071
Buy back of ordinary shares	1,961	742	+1,219

### Annual percentage change in Directors' remuneration

The following table sets out the annual percentage change in Directors' fees for the year to 31 October 2021:

Chairman	0%
Audit Committee Chairman	0%
Director	0%

As previously noted, the Company does not have any employees and hence no comparisons are given in respect of the comparison between Directors' and employees' pay increases.

### Five year change comparison

Over the last five years, Directors' pay has increased as set out in the table below:

	2021 £	2016 £	Change
Chairman	29,750	28,000	+6.3%
Audit Committee Chairman	24,000	22,500	+6.7%
Director	20,500	19,000	+7.9%

# Directors' remuneration report

continued

## Shareholdings

The interests of the Directors in the ordinary shares of the Company, as at 31 October 2021, are set out in the table below. The Company does not have a share option scheme, therefore none of the Directors has an interest in any share options in the Company. There is no requirement for Directors to hold shares in the Company.

	As at 31 October 2021	As at 31 October 2020
Graeme Proudfoot (Chairman)	60,000	20,000
Nicholas Gold	20,000	20,000
George Luckraft	N/a	nil
Charles Worsley <sup>1</sup>	987,539 <sup>1</sup>	987,539 <sup>1</sup>
Win Robbins	12,106	N/a

<sup>1</sup> Including a non-beneficial interest in 655,500 ordinary shares.

The information in the table above has been audited.

All of the holdings of the Directors are beneficial, other than where stated in the footnote above. No changes to these holdings have been notified up to the date of this report.

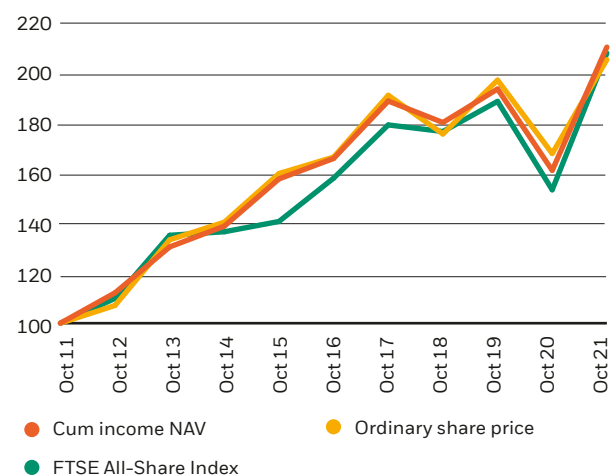
## Retirement of directors

Further details are given in the Directors' Report on page 45.

## Performance

The following graph compares the Company's NAV and share price total returns to ordinary shareholders compared with the total return of the FTSE All-Share Index, the Company's Benchmark Index, over the ten years to 31 October 2021.

### Performance from 1 November 2011 to 31 October 2021



Sources: BlackRock and Datastream.

Performance with dividends reinvested in Sterling terms, rebased to 100 at 1 November 2011.

For and on behalf of the Board

### GRAEME PROUDFOOT

Chairman  
12 January 2022

# Directors' remuneration policy

In setting the appropriate level of Directors' fees, a number of factors are considered, including the workload of the Directors, their responsibilities, any change in these responsibilities and additional legal duties (for example as a result of new legislation being implemented), the relationship with their suppliers (primarily the Company's third-party service providers) and the size and complexity of the Company. The time commitment required, the level of skills and appropriate experience required and the need for Directors to maintain on an ongoing basis an appropriate level of knowledge of regulatory and compliance requirements in an industry environment of increasing complexity are also taken into account.

The Board also considers the average rate of inflation during the period since the last fee increase and reviews the level of remuneration in comparison with other investment trusts of a similar size and/or mandate, as well as taking account of any data published by the Association of Investment Companies to ensure that fees are in line with industry practice. This comparison, together with consideration of any alteration in non-executive Directors' responsibilities, is used to review whether any change in remuneration is necessary. The review is performed on an annual basis. The Board is aware of the need to avoid any potential conflicts of interest and has therefore agreed a mechanism by which no Director is present when his or her own pay is being considered.

The Company has no employees and consequently no consideration is required to be given to employment conditions elsewhere in setting this policy and there has been no employee consultation.

No element of the Directors' remuneration is performance related or subject to recovery or withholding (except for tax). Directors cannot be awarded any share options or long-term performance incentives. None of the Directors has a service contract with the Company or receives any non-cash benefits (except as described in the policy table), pension entitlements or compensation for loss of office.

The remuneration policy would be applied when agreeing the remuneration package of any new director. The terms of Directors' appointment are detailed in a letter sent to them when they join the Board. These letters are available for inspection at the registered office of the Company. Directors' appointments do not have a fixed duration, but they can be terminated by the Company in writing at any time without obligation to pay compensation. On termination of the appointment, Directors shall only be entitled to accrued fees as at the date of termination together with reimbursement of any expenses properly incurred prior to that date. No payments for loss of office are made. Directors are also subject to re-election at least every three years and, if not elected, their appointment ceases immediately. However, in accordance with the UK Corporate Governance Code the Board have agreed that all Directors will, being eligible, stand for re-election annually. The continuation of an appointment is contingent on a satisfactory performance evaluation and re-election by shareholders at the AGM.

## Consideration of shareholders' views

In accordance with applicable law and regulation, an ordinary resolution to approve the remuneration report is put to shareholders at each AGM, and shareholders have the opportunity to express their views and raise any queries in respect of remuneration policy at this meeting. The Company last obtained shareholder approval for its remuneration policy at the AGM held on 12 March 2020. It is the intention of the Board that the current Remuneration Policy will continue to apply for three years. In accordance with the Companies Act 2006, the remuneration policy is subject to a triennial binding shareholder vote and as such it will next be laid before shareholders at the AGM to be held in 2023.

At the Company's AGM held on 12 March 2020, 98.93% (including votes cast at the Chairman's discretion) were in favour of the resolution to approve the remuneration policy and 1.07% of votes cast were against. In addition, 99.55% of votes cast were in favour of the resolution to approve the Directors' remuneration report in respect of the year ended 31 October 2020 and 0.45% against.

Any discretionary fees paid to the Directors will be clearly disclosed in the Directors' Remuneration Report accompanied by an explanation of the work undertaken.

# Directors' remuneration policy

continued

## Policy table

<b>Purpose and link to strategy</b>	Fees payable to Directors should be sufficient to attract and retain individuals of high calibre with suitable knowledge and experience. Those chairing the Board and key Committees should be paid higher fees than other Directors in recognition of their more demanding roles. Fees should reflect the time spent by Directors on the Company's affairs and the level of complexity of responsibilities borne by the Directors.
<b>Description</b>	Levels of fixed annual fee with effect from 1 November 2021 Chairman – £30,750 Audit Committee Chairman – £25,000 Directors – £21,500 All reasonable expenses to be reimbursed
<b>Maximum levels</b>	Remuneration consists of a fixed fee each year, set in accordance with the stated policies and any increase granted must be in line with the stated policies.  The Company's Articles of Association set a limit of £150,000 in respect of the total aggregate remuneration that may be paid to Directors in any financial year. In addition, the Directors propose a limit of £10,000 in relation to the maximum that may be paid in respect of taxable benefits. These ceilings have been set at a level to provide flexibility in respect of the recruitment of additional Board members and inflation.
<b>Policy on share ownership</b>	Directors are not required to own shares in the Company, although all Directors are currently shareholders.
<b>Fixed fee element</b>	The Board reviews the quantum of Directors' fees each year to ensure that this is in line with the level of Directors' fees for other investment trusts of a similar type.  When making recommendations for any changes in fees, the Board will consider factors such as the average rate of inflation over the period since the previous review, and the level and any change in complexity of the Directors' responsibilities (including additional time commitments as a result of increased regulatory or corporate governance requirements). Directors are not eligible to be compensated for loss of office, nor are they eligible for bonuses, pension benefits, share options or other incentives or benefits. Directors do not have service contracts but are appointed under letters of appointment.
<b>Discretionary Payments</b>	The Company's Articles of Association authorise the payment of discretionary fees to Directors for any additional work undertaken on behalf of the Company which is outside of their normal duties. Any such extra work undertaken is subject to the prior approval of the Chairman or, in the case of the Chairman undertaking the extra work, subject to the prior approval of the Chairman of the Audit Committee. The level of discretionary fees shall be determined by the Directors and will be subject to a maximum of £10,000 per annum per Director. Any discretionary fees paid will be disclosed in the Directors' remuneration report within the Annual Report.
<b>Taxable benefits</b>	Certain expenses incurred by Directors are required to be treated as taxable benefits. Taxable benefits comprise, but are not limited to, travel expenses and subsistence incurred by the Directors in the course of travel to attend Board and Committee meetings which are held at the Company's registered office in London, and which are reimbursed by the Company and therefore treated as a benefit in kind and are subject to tax and national insurance. The Company's policy in respect of this element of remuneration is that all reasonable costs of this nature will be reimbursed as they are incurred, including tax and national insurance costs incurred by the Directors on such expenses.

Operation

# Report of the audit committee

The Company has established a separately chaired Audit Committee (“the Committee”). As Chairman of the Company’s Committee, I am pleased to present the Committee’s formal report to shareholders for the year ended 31 October 2021.

## Composition

All of the Directors are members of the Committee including the Chairman of the Company which enables him to be kept fully informed of any issues that might arise. The Directors’ biographies are provided on pages 27 and 28. The Board considers that at least one member of the Committee has competence in accounting and/or auditing and the Committee as a whole has competence relevant to the sector in which the Company operates and is able to discharge its responsibilities effectively.

## Role and responsibilities

The Committee meets at least twice a year prior to the Board meetings to approve the Half-yearly and annual results and to review and consider the effectiveness of the internal control and risk management processes of the Company’s third-party service providers. The Committee also considers whether it is necessary to hold additional meetings during the year and will do so where required.

The Committee operates within written terms of reference which are available at [www.blackrock.com/uk/brig](http://www.blackrock.com/uk/brig). The Committee’s principal duties, as set out in the terms of reference, fall into six main categories, as set out below. In accordance with these duties the principal activities of the Committee during the year included:

## Internal Controls, Financial Reporting and Risk Management Systems

- monitoring and assessing the adequacy and effectiveness of the Company’s internal financial controls and the internal control and risk management systems;
- reasonably satisfying itself that such systems meet relevant legal and regulatory requirements;
- monitoring the integrity of the financial statements;
- reviewing the consistency of, and any changes to, accounting policies;
- reviewing the Half-yearly and Annual Report and Financial Statements to ensure that the Company’s results and financial position are represented accurately and fairly to shareholders;
- reviewing semi-annual reports from the Manager on its activities as AIFM; and
- reviewing semi-annual reports from the Depositary on its activities.

## Internal audit

- considering the need for an internal audit function, as set out on page 60.

## External audit

- making recommendations to the Board, to be put to shareholders for approval at the Annual General Meeting (AGM) in relation to the appointment, reappointment and removal of the Company’s external Auditor;
- overseeing the relationship with the external Auditor;
- meeting with the external Auditor and at least once without management being present;
- reviewing and approving the annual audit plan;
- reviewing the findings of the audit with the external Auditor, including any major issues which arose during the audit; any accounting and audit judgements and the level of errors identified during the audit; and
- reviewing any representation letters requested by the external Auditor before signature by the Board.

## Reporting responsibilities

- reporting to the Board on its proceedings and how it has discharged its responsibilities making whatever recommendations it deems appropriate on any area within its remit;
- where requested by the Board, providing an opinion on whether, taken as a whole, the Annual Report and Financial Statements are fair, balanced and understandable and provide the information necessary for shareholders to assess the Company’s position and performance, business model and strategy; and
- compiling a report on its activities to be included in the Annual Report and Financial Statements.

## Whistleblowing and fraud

- reviewing the adequacy and security of the Investment Manager’s arrangements for its employees and contractors to raise concerns, in confidence about possible wrongdoing in financial reporting or other matters insofar as they affect the Company.

# Report of the audit committee continued

Significant issue	How the issue was addressed
<b>The accuracy of the valuation of the investment portfolio</b>	Listed investments are valued using stock exchange prices from third party vendors. The Board and the Committee reviews detailed portfolio valuations on a regular basis throughout the year and receives confirmation from the Manager that the pricing basis is appropriate, in line with relevant accounting standards as adopted by the Company and that the carrying values are materially correct.
<b>The risk of misappropriation of assets and unsecured ownership of investments</b>	The Depository is responsible for financial restitution for the loss of financial investments held in custody. The Board and the Committee reviews reports from its service providers on key controls over the assets of the Company. Any significant issues are reported by the Manager to the Board and the Committee. The AIFM has put in place procedures to ensure that investments can only be made to the extent that the appropriate contractual and legal arrangements are in place to protect the Company's assets.
<b>The risk that income is overstated, incomplete or inaccurate through failure to recognise proper income entitlements or to apply the appropriate accounting treatment for recognition of income</b>	The Board and the Committee reviews income forecasts, including special dividends and receives explanations from the Investment Manager for any variations or significant movements from previous forecasts and prior year figures. The Committee also reviews the facts and circumstances of all special dividends to determine the revenue/capital treatment.

## Internal audit

The Company does not have its own internal audit function, as all the administration is delegated to the Manager. The Board considers that it is sufficient to rely on the internal audit department of BlackRock. The requirement for an internal audit function is kept under review.

## Whistleblowing policy

The Committee has reviewed and accepted the whistleblowing policy that has been put in place by the Manager under which its staff, in confidence, can raise concerns about possible improprieties in matters of financial reporting or other matters, insofar as they affect the Company.

## Significant issues considered regarding the Annual Report and Financial Statements

During the year, the Committee considered a number of significant issues and areas of key audit risk in respect of the Annual Report and Financial Statements. The Committee reviewed the external audit plan at an early stage and concluded that the appropriate areas of audit risk relevant to the Company had been identified and that suitable audit procedures had been put in place to obtain reasonable assurance that the financial statements as a whole would be free of material misstatements. The table above sets out the key areas of risk identified by the Committee and also explains how these were addressed by the Committee.

As the provision of portfolio valuation, fund accounting and administration services is delegated to the Company's Investment Manager, which sub-delegates fund accounting to The Bank of New York Mellon (International) Limited, and the provision of depository services which is also contracted to The Bank of New York Mellon (International) Limited, the Committee has also reviewed the Service Organisation Control (SOC 1) reports prepared by BlackRock and The Bank

of New York Mellon (International) Limited. This enables the Committee to ensure that the control procedures in place over the areas of risk identified in the table above are adequate and appropriate and have been designated as operating effectively by their reporting auditor.

## Auditor and audit tenure

The Company's Auditor, Deloitte LLP, has acted in this role since 2003. The appointment of the Auditor is reviewed each year and the audit partner changes at least every five years.

The current audit partner is Mr John Clacy who has been the audit partner since the financial year commencing 1 November 2018.

The Committee is mindful of the regulations on mandatory auditor rotation which require the appointment of a new auditor every ten years, although this can be extended in certain circumstances. The Company will therefore be required to put its audit contract out to tender by no later than 2023. The legislation also prohibits certain non-audit consulting services and caps the amount of additional fees auditors can charge their clients.

The Company's policy on non-audit services is set out in full in the Committee's terms of reference which are available on the Company's website at [www.blackrock.com/uk/brig](http://www.blackrock.com/uk/brig). In the years to 31 October 2021 and 2020 the Auditor did not provide any non-audit services to the Company. There are no contractual obligations that restrict the Company's choice of auditor.

The Auditor has indicated its willingness to continue in office and resolutions proposing Deloitte LLP's reappointment and authorising the Committee to determine the firm's remuneration for the ensuing year will be proposed at the AGM.

## **Assessment of the effectiveness of the external audit process**

The Committee has primary responsibility for assessing the effectiveness of the external audit process and for making recommendations to the Board on the appointment, reappointment or removal of the external auditor. It considers the planning, scope, quality of performance, cost effectiveness and independence of the external auditor. The Committee reviews and approves the external audit plan in advance of the audit and throughout the year, any non-audit services proposed to be performed by the external auditor. The external audit plan includes an analysis of the key audit risks and calculations of audit materiality, which the Committee considers in forming its assessment of key risks to the Company's financial statements.

Members of the Committee work closely with the Manager to obtain a good understanding of the progress and efficiency of the audit. The Committee has adopted a formal framework to review the effectiveness of the external audit process and audit quality. This includes a review of the following areas:

- the quality of the audit engagement partner and the audit team;
- the expertise of the audit firm and the resources available to it;
- identification of areas of audit risk;
- planning, scope and execution of the audit;
- consideration of the appropriateness of the level of audit materiality adopted;
- the role of the Board, the Manager and other third-party service providers in an effective audit process;
- communication, by the Auditor, with the Committee; monitoring and reviewing the supply of any non-audit services, taking into account relevant ethical guidelines regarding the provision of such services;
- how the Auditor supports the work of the Committee;
- a review of the independence and objectivity of the audit firm; and
- the quality of the formal audit report to shareholders.

Feedback in relation to the audit process and the effectiveness of the Manager in performing its role is also sought from relevant parties, including the audit partner and team.

The external Auditor is invited to attend the Committee meetings at which the Half-yearly and Annual Report and Financial Statements are considered and at which they have the opportunity to meet with the Committee without representatives of the Manager or Investment Manager

being present. The effectiveness of the Committee and the Investment Manager in the external audit process is assessed principally in relation to the timely identification and resolution of any process errors or control breaches that might impact the Company's net asset values and accounting records. It is also assessed by reference to how successfully any issues in respect of areas of accounting judgement are identified and resolved; the quality and timeliness of papers analysing these judgements; the Committee and the Investment Manager's approach to the value of the independent audit; and the booking of any audit adjustments and the timely provision of draft public documents for review by the Auditor and the Committee.

To form a conclusion regarding the independence of the external Auditor, the Committee considers whether the skills and experience of the Auditor make it a suitable supplier of any non-audit services and whether there are safeguards in place to ensure that there is no threat to their objectivity and independence in the conduct of the audit resulting from the provision of any such services. On an annual basis, Deloitte LLP reviews the independence of its relationship with the Company and reports to the Committee providing details of any other relationships with the Manager.

As part of this review, the Auditor will provide the Committee with information about policies and processes for maintaining independence and monitoring compliance with relevant requirements. This will include information on the rotation of audit staff and partners, the level of fees that the Company pays in proportion to the overall fee income of the firm, details of any relationships between the audit firm, its staff and the Company as well as an overall confirmation from the Auditor of its independence and objectivity. As a result of this review, the Committee has concluded, that Deloitte LLP is independent of the Company and the Manager.

## **Conclusions in respect of the Annual Report and Financial Statements**

The production and the Audit of the Company's Annual Report and Financial Statements is a comprehensive process requiring input from a number of different contributors. In order to reach a conclusion that the Annual Report and Financial Statements are fair, balanced and understandable, the Board has requested that the Committee advise on whether these criteria are satisfied. In doing so, the Committee has given consideration to the following:

- the comprehensive control framework over the production of the Annual Report and Financial Statements;
- the extensive levels of review that are undertaken in the production process by the Manager, the Fund Accountant and Depositary, and the Committee;

# Report of the audit committee continued

- the Manager and other third-party service providers controls to ensure the completeness and accuracy of the Company's financial records and the security of the Company's assets; and
- the existence of satisfactory Service Organisation Control reports to verify the effectiveness of the internal controls of BlackRock, and The Bank of New York Mellon (International) Limited, the Custodian, Depositary and Fund Accountant.

The Committee has reviewed the Annual Report and Financial Statements and is satisfied that, taken as a whole, they are fair, balanced and understandable and provide shareholders with the information necessary to assess the Company's position, performance, business model and strategy. In reaching this conclusion, the Committee has assumed that the reader of the Annual Report and Financial Statements would have a reasonable level of knowledge of investments in general and of investment trusts in particular. The Committee has reported on these findings to the Board who affirm the Committee's conclusions in the Statement of Directors' Responsibilities in respect of the Annual Report and Financial Statements on page 63.

## **NICHOLAS GOLD**

Chairman of the Audit Committee  
12 January 2022



# Statement of Directors' responsibilities in respect of the Annual Report and Financial Statements

The Directors are responsible for preparing the Annual Report and Financial Statements in accordance with applicable law and regulations. Company law requires the Directors to prepare financial statements for each financial year. Under that law they have elected to prepare the financial statements in accordance with applicable law and United Kingdom Generally Accepted Accounting Practice, including FRS 102 The Financial Reporting Standard applicable in the UK and Ireland.

Under company law, the Directors must not approve the financial statements unless they are satisfied that they give a true and fair view of the state of affairs of the Company as at the end of each financial year and of the profit or loss of the Company for that year.

In preparing these financial statements, the Directors are required to:

- present fairly the financial position, financial performance and cash flows of the Company;
- select suitable accounting policies in accordance with United Kingdom Generally Accepted Accounting Practice and apply them consistently;
- present information, including accounting policies, in a manner that provides relevant, reliable, comparable and understandable information;
- make judgements and estimates that are reasonable and prudent;
- state whether applicable UK Accounting Standards have been followed, subject to any material departures disclosed and explained in the financial statements; and
- prepare the financial statements on the going concern basis unless it is inappropriate to presume that the Company will continue in business.

The Directors are responsible for keeping adequate accounting records that are sufficient to show and explain the Company's transactions and disclose with reasonable accuracy at any time the financial position of the Company and enable them to ensure that the financial statements comply with the Companies Act 2006. They are also responsible for safeguarding the assets of the Company and hence for taking reasonable steps for the prevention and detection of fraud and other irregularities.

The Directors are also responsible for preparing the Strategic Report, the Directors' Report, the Directors' Remuneration Report, the Corporate Governance Statement and the Report of the Audit Committee in accordance with the Companies Act 2006 and applicable regulations, including the requirements of the Listing Rules and the Disclosure Guidance and Transparency Rules.

The Directors have delegated responsibility to the Manager for the maintenance and integrity of the Company's corporate and financial information included on the BlackRock website.

Legislation in the United Kingdom governing the preparation and dissemination of financial statements may differ from legislation in other jurisdictions.

Each of the Directors, whose names are listed on pages 27 and 28, confirm to the best of their knowledge that:

- the financial statements, prepared in accordance with applicable accounting standards, give a true and fair view of the assets, liabilities, financial position and profit or loss of the Company; and
- the Strategic Report contained in the Annual Report and Financial Statements includes a fair review of the development and performance of the business and the position of the Company, together with a description of the principal risks and uncertainties that it faces.

The 2018 UK Corporate Governance Code requires Directors to ensure that the Annual Report and Financial Statements are fair, balanced and understandable. In order to reach a conclusion on this matter, the Board has requested that the Audit Committee advise on whether it considers that the Annual Report and Financial Statements fulfils these requirements. The process by which the Audit Committee has reached these conclusions is set out in the Audit Committee's report on pages 59 to 62. As a result, the Board has concluded that the Annual Report and Financial Statements for the year ended 31 October 2021, taken as a whole, are fair, balanced and understandable and provide the information necessary for shareholders to assess the Company's position and performance, business model and strategy.

For and on behalf of the Board

**GRAEME PROUDFOOT**

Chairman

12 January 2022





# Financial statements



In September we participated in the IPO of Oxford Nanopore Technologies. The company develops innovative DNA genome sequencing technology, including a portable DNA sequencer that enables researchers to set up self-contained laboratories in the field.

PHOTO COURTESY OF OXFORD NANOPORE TECHNOLOGIES

# Independent auditor's report

to the members of BlackRock Income and Growth Investment Trust plc

## Report on the audit of the financial statements

### 1. Opinion

In our opinion the financial statements of BlackRock Income and Growth Investment Trust plc (the 'company'):

- give a true and fair view of the state of the company's affairs as at 31 October 2021 and of its profit for the year then ended;
- have been properly prepared in accordance with United Kingdom Generally Accepted Accounting Practice, including FRS 102 "The Financial Reporting Standard applicable in the UK and Republic of Ireland" and the Statement of Recommended Practice issued by the Association of Investment Companies in October 2019 "Financial Statements of Investment Trust Companies and Venture Capital Trusts"; and
- have been prepared in accordance with the requirements of the Companies Act 2006.

We have audited the financial statements which comprise:

- the income statement;
- the statement of changes in equity;
- the statement of financial position;
- the statement of cash flows; and
- the related notes 1 to 20.

The financial reporting framework that has been applied in their preparation is applicable law, United Kingdom Accounting Standards, including FRS 102 "The Financial Reporting Standard applicable in the UK and Republic of Ireland" (United Kingdom Generally Accepted Accounting Practice) and the Statement of Recommended Practice issued by the Association of Investment Companies ('SORP') in October 2019 "Financial Statements of Investment Trust Companies and Venture Capital Trusts".

### 2. Basis for opinion

We conducted our audit in accordance with International Standards on Auditing (UK) (ISAs (UK)) and applicable law. Our responsibilities under those standards are further described in the auditor's responsibilities for the audit of the financial statements section of our report.

We are independent of the company in accordance with the ethical requirements that are relevant to our audit of the financial statements in the UK, including the Financial Reporting Council's (the 'FRC's') Ethical Standard as applied to listed public interest entities, and we have fulfilled our other ethical responsibilities in accordance with these requirements. We confirm that the non-audit services prohibited by the FRC's Ethical Standard were not provided to the company.

We believe that the audit evidence we have obtained is sufficient and appropriate to provide a basis for our opinion.

### 3. Summary of our audit approach

<b>Key audit matters</b>	The key audit matters that we identified in the current year were: <ul style="list-style-type: none"><li>• Valuation of listed investments; and</li><li>• Ownership and existence of investments.</li></ul>
<b>Materiality</b>	The materiality that we used in the current year was £435,000 which was determined on the basis of 1% of net assets at 31 October 2021.
<b>Scoping</b>	Our audit was scoped by obtaining an understanding of the entity and its environment including internal control and assessing the risks of material misstatement. Audit work to respond to the risks of material misstatement was performed directly by the audit engagement team.
<b>Significant changes in our approach</b>	There have been no significant changes in our approach from the prior period.

## 4. Conclusions relating to going concern

In auditing the financial statements, we have concluded that the directors' use of the going concern basis of accounting in the preparation of the financial statements is appropriate.

Our evaluation of the directors' assessment of the company's ability to continue to adopt the going concern basis of accounting included:

- assessing the relevance and reliability of underlying data and key assumptions, such as revenue forecasts and liquidity assumptions used in the prepared forecasts;
- evaluating management's plans for future actions in relation to their going concern assessment;
- assessing market altering factors such as COVID-19 by looking at the operational impact; and
- assessing the appropriateness of the going concern disclosures in the financial statements.

Based on the work we have performed, we have not identified any material uncertainties relating to events or conditions that, individually or collectively, may cast significant doubt on the company's ability to continue as a going concern for a period of at least twelve months from when the financial statements are authorised for issue.

In relation to the reporting on how the company has applied the UK Corporate Governance Code, we have nothing material to add or draw attention to in relation to the directors' statement in the financial statements about whether the directors considered it appropriate to adopt the going concern basis of accounting.

Our responsibilities and the responsibilities of the directors with respect to going concern are described in the relevant sections of this report.

## 5. Key audit matters

Key audit matters are those matters that, in our professional judgement, were of most significance in our audit of the financial statements of the current period and include the most significant assessed risks of material misstatement (whether or not due to fraud) that we identified. These matters included those which had the greatest effect on: the overall audit strategy, the allocation of resources in the audit and directing the efforts of the engagement team.

These matters were addressed in the context of our audit of the financial statements as a whole, and in forming our opinion thereon, and we do not provide a separate opinion on these matters.

### 5.1 Valuation of listed investments

<b>Key audit matter description</b>	<p>The listed investments held by the company of £46.1m (2020: £39.0m) are key to its performance and account for the majority of the total assets (96% at 31 October 2021, 93% at 31 October 2020). Please see note 10 to the Financial Statements and the accounting policies in Note 2(g).</p> <p>As the investments are a key driver of the company's performance and due to their significance to the net asset value, there is a risk that these investments might not be correctly valued.</p> <p>We have considered that there is a potential risk of fraud in this area due to the incentive for the Manager to manipulate the NAV to increase management fees. If the company does well the Manager benefits with a higher income, which provides the incentive to manipulate the NAV balance.</p> <p>The description of the key audit matter above should be read in conjunction with the significant issues considered by the Audit Committee discussed on page 60.</p>
<b>How the scope of our audit responded to the key audit matter</b>	<p>We have performed the following procedures to address this key audit matter:</p> <ul style="list-style-type: none"><li>• Assessed the service auditor report of the administrator to obtain an understanding of the relevant controls over the valuation of investments;</li><li>• Independently valued 100% of the investment portfolio to closing bid prices published by an independent pricing source in order to address the risk of manipulation in investment prices outlined above;</li><li>• Tested the liquidity of the holdings at year-end by comparing the holding size to the shares traded at the year-end to determine if the valuation is reflective of quoted prices in an active market; and</li><li>• Tested the completeness and accuracy of disclosures in relation to fair value measurements and liquidity risk.</li></ul>
<b>Key observations</b>	<p>Based on the work performed we concluded that the valuation of listed investments is appropriate.</p>

# Independent auditor's report

continued

## 5.2 Ownership and existence of investments

<b>Key audit matter description</b>	<p>The listed investments held by the company of £46.1m (2020: £39.0m) are key to its performance and account for the majority of the total assets (96% at 31 October 2021, 93% at 31 October 2020). Please see note 10 to the Financial Statements and the accounting policies in Note 2(g).</p> <p>There is a risk that the investments may not exist and may not represent the property of the company.</p> <p>The description of the key audit matter above should be read in conjunction with the significant issues considered by the Audit Committee discussed on page 60.</p>
<b>How the scope of our audit responded to the key audit matter</b>	<p>We have performed the following procedures to address this key audit matter:</p> <ul style="list-style-type: none"><li>• Assessed the service auditor report over the administrator to obtain an understanding of the relevant controls over the ownership and existence of investments; and</li><li>• Obtained an independent confirmation directly from the custodian of 100% of the investments held by the company at 31 October 2021.</li></ul>
<b>Key observations</b>	<p>Based on the work performed, we concluded that ownership and existence of investments is appropriate.</p>

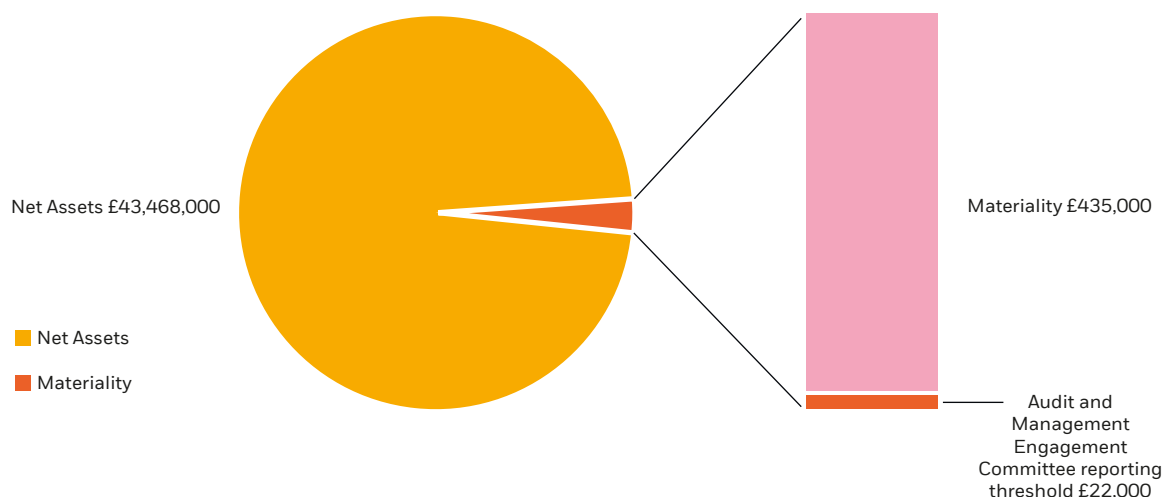
## 6. Our application of materiality

### 6.1 Materiality

We define materiality as the magnitude of misstatement in the financial statements that makes it probable that the economic decisions of a reasonably knowledgeable person would be changed or influenced. We use materiality both in planning the scope of our audit work and in evaluating the results of our work.

Based on our professional judgement, we determined materiality for the financial statements as a whole as follows:

<b>Materiality</b>	£435k (2020: £364k)
<b>Basis for determining materiality</b>	1% of net assets (2020: 1% of net assets)
<b>Rationale for the benchmark applied</b>	Net assets has been chosen as a benchmark as it is considered the most relevant benchmark for investors and is a key driver of shareholder value.



## 6.2 Performance materiality

We set performance materiality at a level lower than materiality to reduce the probability that, in aggregate, uncorrected and undetected misstatements exceed the materiality for the financial statements as a whole. Performance materiality was set at 70% of materiality for the 2021 audit (2020: 70%). In determining performance materiality, we considered our risk assessment, including our assessment of the company's overall control environment, our past experience of the audit, which has indicated a low number of misstatements identified in prior periods, and the effects of COVID-19.

## 6.3 Error reporting threshold

We agreed with the Audit Committee that we would report to the Committee all audit differences in excess of £22k (2020: £18k), as well as differences below that threshold that, in our view, warranted reporting on qualitative grounds. We also report to the Audit Committee on disclosure matters that we identified when assessing the overall presentation of the financial statements.

## 7. An overview of the scope of our audit

### 7.1 Scoping

Our audit was scoped by obtaining an understanding of the entity and its environment, including internal control and assessing the risks of material misstatement through quantitative and qualitative factors relating to each account balance, class of transactions and disclosure. Audit work to respond to the risks of material misstatement was performed directly by the audit engagement team.

As part of our risk assessment, we assessed the control environment in place at the administrator to the extent relevant to our audit.

## 8. Other information

The other information comprises the information included in the annual report, other than the financial statements and our auditor's report thereon. The directors are responsible for the other information contained within the annual report.

Our opinion on the financial statements does not cover the other information and, except to the extent otherwise explicitly stated in our report, we do not express any form of assurance conclusion thereon.

Our responsibility is to read the other information and, in doing so, consider whether the other information is materially inconsistent with the financial statements or our knowledge obtained in the course of the audit, or otherwise appears to be materially misstated.

If we identify such material inconsistencies or apparent material misstatements, we are required to determine whether this gives rise to a material misstatement in the financial statements themselves. If, based on the work we have performed, we conclude that there is a material misstatement of this other information, we are required to report that fact.

We have nothing to report in this regard.

# Independent auditor's report

continued

## 9. Responsibilities of Directors

As explained more fully in the Directors' responsibilities statement, the Directors are responsible for the preparation of the financial statements and for being satisfied that they give a true and fair view, and for such internal control as the Directors determine is necessary to enable the preparation of financial statements that are free from material misstatement, whether due to fraud or error.

In preparing the financial statements, the Directors are responsible for assessing the company's ability to continue as a going concern, disclosing as applicable, matters related to going concern and using the going concern basis of accounting unless the Directors either intend to liquidate the company or to cease operations, or have no realistic alternative but to do so.

## 10. Auditor's responsibilities for the audit of the financial statements

Our objectives are to obtain reasonable assurance about whether the financial statements as a whole are free from material misstatement, whether due to fraud or error, and to issue an auditor's report that includes our opinion.

Reasonable assurance is a high level of assurance, but is not a guarantee that an audit conducted in accordance with ISAs (UK) will always detect a material misstatement when it exists. Misstatements can arise from fraud or error and are considered material if, individually or in the aggregate, they could reasonably be expected to influence the economic decisions of users taken on the basis of these financial statements.

A further description of our responsibilities for the audit of the financial statements is located on the FRC's website at: [www.frc.org.uk/auditorsresponsibilities](http://www.frc.org.uk/auditorsresponsibilities). This description forms part of our auditor's report.

## 11. Extent to which the audit was considered capable of detecting irregularities, including fraud

Irregularities, including fraud, are instances of non-compliance with laws and regulations. We design procedures in line with our responsibilities, outlined above, to detect material misstatements in respect of irregularities, including fraud. The extent to which our procedures are capable of detecting irregularities, including fraud is detailed below.

### 11.1 Identifying and assessing potential risks related to irregularities

In identifying and assessing risks of material misstatement in respect of irregularities, including fraud and non-compliance with laws and regulations, we considered the following:

- the nature of the industry and sector, control environment and business performance;

- results of our enquiries of management and the audit committee about their own identification and assessment of the risks of irregularities;
- any matters we identified having obtained and reviewed the company's documentation of their policies and procedures relating to:
  - identifying, evaluating and complying with laws and regulations and whether they were aware of any instances of non-compliance;
  - detecting and responding to the risks of fraud and whether they have knowledge of any actual, suspected or alleged fraud;
  - the internal controls established to mitigate risks of fraud or non-compliance with laws and regulations;
- the matters discussed among the audit engagement team and involving relevant internal specialists including IT specialists and Financial Instruments specialists regarding how and where fraud might occur in the financial statements and any potential indicators of fraud.

As a result of these procedures, we considered the opportunities and incentives that may exist within the organisation for fraud and identified the greatest potential for fraud in the following area: valuation of listed investments. In common with all audits under ISAs (UK), we are also required to perform specific procedures to respond to the risk of management override.

We also obtained an understanding of the legal and regulatory framework that the company operates in, focusing on provision of those laws and regulations that had a direct effect on the determination of material amounts and disclosures in the financial statements. The key laws and regulations we considered in this context included the UK Companies Act, Listing Rules, as well as UK tax legislation, given the company's qualification as an Investment Trust.

In addition, we considered provisions of other laws and regulations that do not have a direct effect on the financial statements but compliance with which may be fundamental to the company's ability to operate or to avoid a material penalty.

### 11.2 Audit response to risks identified

As a result of performing the above, we identified the valuation of listed investments and as the key audit matter related to the potential risk of fraud. The key audit matters section of our report explains the matter in more detail and also describes the specific procedures we performed in response to the key audit matter.

In addition to the above, our procedures to respond to risks identified included the following:



- reviewing the financial statement disclosures and testing to supporting documentation to assess compliance with provisions of relevant laws and regulations described as having a direct effect on the financial statements;
- enquiring of management and the audit committee concerning actual and potential litigation and claims;
- performing analytical procedures to identify any unusual or unexpected relationships that may indicate risks of material misstatement due to fraud;
- reading minutes of meetings of those charged with governance, and reviewing correspondence with HMRC and the FCA; and
- in addressing the risk of fraud through management override of controls, testing the appropriateness of journal entries and other adjustments; assessing whether the judgements made in making accounting estimates are indicative of a potential bias; and evaluating the business rationale of any significant transactions that are unusual or outside the normal course of business.

We also communicated relevant identified laws and regulations and potential fraud risks to all engagement team members including internal specialists, and remained alert to any indications of fraud or non-compliance with laws and regulations throughout the audit.

## Report on other legal and regulatory requirements

### 12. Opinions on other matters prescribed by the Companies Act 2006

In our opinion the part of the Directors' remuneration report to be audited has been properly prepared in accordance with the Companies Act 2006.

In our opinion, based on the work undertaken in the course of the audit:

- the information given in the strategic report and the Directors' report for the financial year for which the financial statements are prepared is consistent with the financial statements; and
- the strategic report and the Directors' report have been prepared in accordance with applicable legal requirements.

In the light of the knowledge and understanding of the company and its environment obtained in the course of the audit, we have not identified any material misstatements in the strategic report or the directors' report.

### 13. Corporate Governance Statement

The Listing Rules require us to review the directors' statement in relation to going concern, longer-term viability and that part of the Corporate Governance Statement relating to the company's compliance with the provisions of

the UK Corporate Governance Code specified for our review.

Based on the work undertaken as part of our audit, we have concluded that each of the following elements of the Corporate Governance Statement is materially consistent with the financial statements and our knowledge obtained during the audit:

- the directors' statement with regards to the appropriateness of adopting the going concern basis of accounting and any material uncertainties identified;
- the directors' explanation as to its assessment of the company's prospects, the period this assessment covers and why the period is appropriate;
- the directors' statement on fair, balanced and understandable;
- the board's confirmation that it has carried out a robust assessment of the emerging and principal risks;
- the section of the annual report that describes the review of effectiveness of risk management and internal control systems; and
- the section describing the work of the audit committee.

## 14. Matters on which we are required to report by exception

### 14.1 Adequacy of explanations received and accounting records

Under the Companies Act 2006 we are required to report to you if, in our opinion:

- we have not received all the information and explanations we require for our audit; or
- adequate accounting records have not been kept, or returns adequate for our audit have not been received from branches not visited by us; or
- the financial statements are not in agreement with the accounting records and returns.

We have nothing to report in respect of these matters.

### 14.2 Directors' remuneration

Under the Companies Act 2006 we are also required to report if in our opinion certain disclosures of Directors' remuneration have not been made or the part of the Directors' remuneration report to be audited is not in agreement with the accounting records and returns.

We have nothing to report in respect of these matters.

# Independent auditor's report

continued

## **15. Other matters which we are required to address**

### **15.1 Auditor tenure**

Following the recommendation of the audit committee, we were appointed by the Board of Directors on 1 August 2002 to audit the financial statements for the year ending 31 October 2002 and subsequent financial periods. The period of total uninterrupted engagement including previous renewals and reappointments of the firm is 20 years, covering the years ending 31 October 2002 to 31 October 2021.

### **15.2 Consistency of the audit report with the additional report to the audit committee**

Our audit opinion is consistent with the additional report to the audit committee we are required to provide in accordance with ISAs (UK).

## **16. Use of our report**

This report is made solely to the Company's members, as a body, in accordance with Chapter 3 of Part 16 of the Companies Act 2006. Our audit work has been undertaken so that we might state to the Company's members those matters we are required to state to them in an auditor's report and for no other purpose. To the fullest extent permitted by law, we do not accept or assume responsibility to anyone other than the Company and the Company's members as a body, for our audit work, for this report, or for the opinions we have formed.

**JOHN CLACY FCA CA** (Senior statutory auditor)

For and on behalf of Deloitte LLP

Statutory Auditor

Guernsey, United Kingdom

12 January 2022

# Income statement

for the year ended 31 October 2021

	Notes	Revenue		Capital		Total	
		2021 £'000	2020 £'000	2021 £'000	2020 £'000	2021 £'000	2020 £'000
Gains/(losses) on investments held at fair value through profit or loss	10	–	–	8,980	(8,439)	8,980	(8,439)
Losses on foreign exchange		–	–	(3)	(21)	(3)	(21)
Income from investments held at fair value through profit or loss	3	1,919	1,562	303	–	2,222	1,562
Other income	3	8	8	–	–	8	8
<b>Total income/(loss)</b>		<b>1,927</b>	<b>1,570</b>	<b>9,280</b>	<b>(8,460)</b>	<b>11,207</b>	<b>(6,890)</b>
<b>Expenses</b>							
Investment management fee	4	(60)	(59)	(180)	(178)	(240)	(237)
Other operating expenses	5	(284)	(259)	(6)	(6)	(290)	(265)
<b>Total operating expenses</b>		<b>(344)</b>	<b>(318)</b>	<b>(186)</b>	<b>(184)</b>	<b>(530)</b>	<b>(502)</b>
<b>Net profit/(loss) on ordinary activities before finance costs and taxation</b>		<b>1,583</b>	<b>1,252</b>	<b>9,094</b>	<b>(8,644)</b>	<b>10,677</b>	<b>(7,392)</b>
Finance costs	6	(10)	(13)	(30)	(40)	(40)	(53)
<b>Net profit/(loss) on ordinary activities before taxation</b>		<b>1,573</b>	<b>1,239</b>	<b>9,064</b>	<b>(8,684)</b>	<b>10,637</b>	<b>(7,445)</b>
Taxation	7	(16)	(5)	–	–	(16)	(5)
<b>Net profit/(loss) on ordinary activities after taxation</b>	9	<b>1,557</b>	<b>1,234</b>	<b>9,064</b>	<b>(8,684)</b>	<b>10,621</b>	<b>(7,450)</b>
<b>Earnings/(loss) per ordinary share (pence)</b>	9	<b>7.10</b>	<b>5.43</b>	<b>41.35</b>	<b>(38.24)</b>	<b>48.45</b>	<b>(32.81)</b>

The total column of this statement represents the Company's profit and loss account. The supplementary revenue and capital columns are both prepared under guidance published by the Association of Investment Companies (AIC). All items in the above statement derive from continuing operations. No operations were acquired or discontinued during the year. All income is attributable to the equity holders of the Company.

The net profit/(loss) on ordinary activities for the year disclosed above represents the Company's total comprehensive income/(loss).

# Statement of changes in equity

for the year ended 31 October 2021

	Notes	Called up share capital £'000	Share premium account £'000	Capital redemption reserve £'000	Capital reserve £'000	Special reserve £'000	Revenue reserve £'000	Total £'000
<b>For the year ended 31 October 2021</b>								
At 31 October 2020		326	14,819	223	2,806	15,816	2,411	36,401
Total comprehensive income:								
Net profit for the year		-	-	-	9,064	-	1,557	10,621
Transactions with owners, recorded directly to equity:								
Ordinary shares purchased for cancellation	14,15	(11)	-	11	-	(1,961)	-	(1,961)
Share purchase costs	15	-	-	-	-	(12)	-	(12)
Dividends paid <sup>1</sup>	8	-	-	-	-	-	(1,581)	(1,581)
<b>At 31 October 2021</b>		<b>315</b>	<b>14,819</b>	<b>234</b>	<b>11,870</b>	<b>13,843</b>	<b>2,387</b>	<b>43,468</b>
<b>For the year ended 31 October 2020</b>								
At 31 October 2019		329	14,819	220	11,490	16,542	2,814	46,214
Total comprehensive (loss)/income:								
Net (loss)/profit for the year		-	-	-	(8,684)	-	1,234	(7,450)
Transactions with owners, recorded directly to equity:								
Ordinary shares purchased into treasury		-	-	-	-	(236)	-	(236)
Ordinary shares purchased for cancellation		(3)	-	3	-	(506)	-	(506)
Ordinary shares reissued from treasury		-	-	-	-	21	-	21
Share purchase costs		-	-	-	-	(5)	-	(5)
Dividends paid <sup>2</sup>	8	-	-	-	-	-	(1,637)	(1,637)
<b>At 31 October 2020</b>		<b>326</b>	<b>14,819</b>	<b>223</b>	<b>2,806</b>	<b>15,816</b>	<b>2,411</b>	<b>36,401</b>

<sup>1</sup> Interim dividend paid in respect of the six months ended 30 April 2021 of 2.60p per share was declared on 23 June 2021 and paid on 1 September 2021. Final dividend paid in respect of the year ended 31 October 2020 of 4.60p per share was declared on 1 February 2021 and paid on 17 March 2021.

<sup>2</sup> Interim dividend paid in respect of the six months ended 30 April 2020 of 2.60p per share was declared on 24 June 2020 and paid on 1 September 2020. Final dividend paid in respect of the year ended 31 October 2019 of 4.60p per share was declared on 23 December 2019 and paid on 19 March 2020.

For information on the Company's distributable reserves please refer to note 15 on page 85.

# Balance sheet

as at 31 October 2021

	Notes	2021 £'000	2020 £'000
<b>Fixed assets</b>			
Investments held at fair value through profit or loss	10	46,080	39,016
<b>Current assets</b>			
Current tax asset		11	–
Debtors	11	324	1,147
Cash and cash equivalents		1,362	1,644
<b>Total current assets</b>		<b>1,697</b>	<b>2,791</b>
<b>Creditors – amounts falling due within one year</b>			
Bank loan	12	(4,000)	(4,000)
Other creditors	12	(309)	(1,406)
<b>Total current liabilities</b>		<b>(4,309)</b>	<b>(5,406)</b>
<b>Net current liabilities</b>		<b>(2,612)</b>	<b>(2,615)</b>
<b>Net assets</b>		<b>43,468</b>	<b>36,401</b>
<b>Capital and reserves</b>			
Called up share capital	14	315	326
Share premium account	15	14,819	14,819
Capital redemption reserve	15	234	223
Capital reserve	15	11,870	2,806
Special reserve	15	13,843	15,816
Revenue reserve	15	2,387	2,411
<b>Total shareholders' funds</b>	9	<b>43,468</b>	<b>36,401</b>
<b>Net asset value per ordinary share (pence)</b>	9	<b>203.13</b>	<b>161.70</b>

The financial statements on pages 73 to 92 were approved and authorised for issue by the Board of Directors on 12 January 2022 and signed on its behalf by Mr G Proudfoot, Chairman.

BlackRock Income and Growth Investment Trust plc

Registered in England, No. 4223927

# Statement of cash flows

for the year ended 31 October 2021

	Note	2021 £'000	2020 £'000
<b>Operating activities</b>			
Net profit/(loss) before taxation		10,637	(7,445)
Add back finance costs		40	53
(Gains)/losses on investments held at fair value through profit or loss		(8,980)	8,439
Net losses on foreign exchange		3	21
Sales of investments		22,755	22,561
Purchases of investments		(21,084)	(20,983)
(Increase)/decrease in other debtors		(89)	64
Increase/(decrease) in other creditors		60	(206)
Taxation on investment income		(27)	2
<b>Net cash generated from operating activities</b>		<b>3,315</b>	<b>2,506</b>
<b>Financing activities</b>			
Ordinary shares purchased for cancellation		(1,961)	(506)
Ordinary shares purchased into treasury		–	(236)
Ordinary shares reissued from treasury		–	21
Share purchase costs paid		(12)	(5)
Interest paid		(40)	(53)
Dividends paid	8	(1,581)	(1,637)
<b>Net cash used in financing activities</b>		<b>(3,594)</b>	<b>(2,416)</b>
<b>(Decrease)/increase in cash and cash equivalents</b>		<b>(279)</b>	<b>90</b>
Cash and cash equivalents at the start of the year		1,644	1,575
Effect of foreign exchange rate changes		(3)	(21)
<b>Cash and cash equivalents at end of the year</b>		<b>1,362</b>	<b>1,644</b>
<b>Comprised of:</b>			
Cash at bank		63	69
Cash Fund <sup>1</sup>		1,299	1,575
		<b>1,362</b>	<b>1,644</b>

<sup>1</sup> Cash Fund represents funds held on deposit with the BlackRock Institutional Cash Series plc – Sterling Liquid Environmentally Aware Fund.

The notes on pages 77 to 92 form part of these financial statements.

# Notes to the financial statements

for the year ended 31 October 2021

## 1. Principal activity

The principal activity of the Company is that of an investment trust company within the meaning of Section 1158 of the Corporation Tax Act 2010.

## 2. Accounting policies

The principal accounting policies adopted by the Company are set out below:

### (a) Basis of preparation

The financial statements have been prepared in accordance with 'The Financial Reporting Standard applicable in the UK and Republic of Ireland' (FRS 102) and the revised Statement of Recommended Practice – 'Financial Statements of Investment Trust Companies and Venture Capital Trusts' (SORP) issued by the Association of Investment Companies (AIC) in October 2019 and the provisions of the Companies Act 2006.

The financial statements have been prepared on a going concern basis. The Directors have considered any potential impact of the COVID-19 pandemic, its potential longer-term effects on the global economy and the mitigation measures which key service providers, including the Manager, have in place to maintain operational resilience on the going concern of the Company. The Directors have reviewed compliance with the covenants associated with the bank loan facility, income and expense projections and the liquidity of the investment portfolio in making their assessment. Accordingly, the Directors believe that the Company has adequate resources to meet its obligations and repay current liabilities as they fall due and to continue in operational existence for the foreseeable future, being a period of at least one year from the date of approval of the financial statements, and therefore consider the going concern assumption to be appropriate.

The principal accounting policies adopted by the Company are set out below. Unless specified otherwise, the policies have been applied consistently throughout the year and are consistent with those applied in the preceding year. All of the Company's operations are of a continuing nature.

The Company's financial statements are presented in Sterling, which is the currency of the primary economic environment in which the Company operates. All values are rounded to the nearest thousand pounds (£'000) except where otherwise indicated.

### (b) Presentation of Income Statement

In order better to reflect the activities of an investment trust company and in accordance with guidance issued by the AIC, supplementary information which analyses the Income Statement between items of a revenue and a capital nature has been presented alongside the Income Statement.

### (c) Segmental reporting

The Directors are of the opinion that the Company is engaged in a single segment of business being investment business.

### (d) Income

Dividends receivable on equity shares are treated as revenue for the year on an ex-dividend basis. Where no ex-dividend date is available, dividends receivable on or before the year end are treated as revenue for the year. Provisions are made for dividends not expected to be received.

Special dividends are recognised on an ex-dividend basis and treated as capital or revenue depending on the facts or circumstances of each dividend.

Dividends are accounted for in accordance with Section 29 of FRS 102 on the basis of income actually receivable, without adjustment for tax credits attaching to the dividend. Dividends from overseas companies continue to be shown gross of withholding tax.

Deposit interest receivable is accounted for on an accruals basis. Interest income from the Cash Fund is accounted for on an accruals basis. Underwriting commission is recognised when the issue underwritten closes.

Where the Company has elected to receive its dividends in the form of additional shares rather than in cash, the cash equivalent of the dividend is recognised as revenue. Any excess in the value of the shares received over the amount of the cash dividend is recognised in capital.

### (e) Expenses

All expenses, including finance costs, are accounted for on an accruals basis. Expenses have been charged wholly to the revenue column of the Income Statement, except as follows:

- expenses which are incidental to the acquisition or disposal of an investment are treated as capital. Details of transaction costs on the purchases and sales of investments are disclosed in note 10, on page 83;
- expenses are treated as capital where a connection with the maintenance or enhancement of the value of the investments can be demonstrated; and
- the investment management fee and finance costs have been allocated 75% to the capital column and 25% to the revenue column of the Income Statement in line with the Board's expected long-term split of returns, in the form of capital gains and income respectively, from the investment portfolio.

# Notes to the financial statements

continued

## 2. Accounting policies continued

### (f) Taxation

The tax expense represents the sum of the tax currently payable and deferred tax. The tax currently payable is based on the taxable profit for the year. Taxable profit differs from net profit as reported in the Income Statement because it excludes items of income or expenses that are taxable or deductible in other years and it further excludes items that are never taxable or deductible. The Company's liability for current tax is calculated using tax rates that were applicable at the balance sheet date.

The current tax effect of different items of expenditure is allocated between capital and revenue on the marginal basis using the Company's effective rate of corporation tax for the accounting period.

Deferred taxation is recognised in respect of all timing differences at the financial reporting date, where transactions or events that result in an obligation to pay more taxation in the future or right to less taxation in the future have occurred at the balance sheet date. Deferred taxation is measured on a non-discounted basis, at the average tax rates that are expected to apply in the periods in which the timing differences are expected to reverse based on tax rates and laws that have been enacted or substantively enacted by the balance sheet date. This is subject to deferred taxation assets only being recognised if it is considered more likely than not that there will be suitable profits from which the future reversal of the timing differences can be deducted.

### (g) Investments held at fair value through profit or loss

The Company's investments are classified as held at fair value through profit or loss in accordance with Section 11 and 12 of FRS 102 and are managed and evaluated on a fair value basis in accordance with its investment strategy.

All investments are classified upon initial recognition as held at fair value through profit or loss. Purchases of investments are recognised on a trade date basis. Sales are recognised at the trade date of the disposal and the proceeds are measured at fair value, which is regarded as the proceeds of the sale less any transaction costs.

The fair value of the financial investments is based on their quoted bid price at the balance sheet date on the exchange on which the investment is quoted, without deduction for the estimated future selling costs.

Changes in the value of investments held at fair value through profit or loss and gains and losses on disposal are recognised in the Income Statement as 'Gains or losses on investments held at fair value through profit or loss'. Also included within this heading are transaction costs in relation to the purchase or sale of investments.

The fair value hierarchy consists of the following three levels:

Level 1 – Quoted market price for identical instruments in active markets.

Level 2 – Valuation techniques using observable inputs.

Level 3 – Valuation techniques using significant unobservable inputs.

### (h) Debtors

Debtors include sales for future settlement, other debtors and prepayments and accrued income in the ordinary course of business. If collection is expected in one year or less, they are classified as current assets. If not, they are presented as non-current assets.

### (i) Creditors

Creditors include purchases for future settlements, interest payable, share buy back costs and accruals in the ordinary course of business. Creditors are classified as creditors – amounts due within one year if payment is due within one year or less. If not, they are presented as creditors – amounts due after more than one year.

### (j) Dividends payable

Under Section 32 of FRS 102, final dividends should not be accrued in the financial statements unless an obligation exists at the end of the reporting period. Dividends payable to equity shareholders are recognised in the Statement of Changes in Equity when they have been approved by shareholders and have become a liability of the Company. Interim dividends are only recognised in the financial statements in the period in which they are paid.

### (k) Cash and cash equivalents

Cash comprises cash in hand and on demand deposits. Cash equivalents include bank overdrafts repayable on demand and short-term, highly liquid investments, that are readily convertible to known amounts of cash and that are subject to an insignificant risk of changes in value.

### (l) Foreign currency translation

In accordance with Section 30 of FRS 102, the Company is required to nominate a functional currency being the currency in which the Company predominately operates. The functional and reporting currency is Sterling, reflecting the primary economic environment in which the Company operates. Transactions in foreign currencies are translated into Sterling at the rates of exchange ruling on the date of the transaction. Foreign currency monetary assets and liabilities and non-monetary assets held at fair value are translated into Sterling at the rates of exchange ruling at the balance sheet date. Profits and losses thereon are recognised in the capital column of the Income Statement and taken to the capital reserve.



### (m) Share repurchases and share reissues

Shares repurchased and subsequently cancelled – share capital is reduced by the nominal value of the shares repurchased and the capital redemption reserve is correspondingly increased in accordance with Section 733 of the Companies Act 2006. The full cost of the repurchase is charged to the special reserve.

Shares repurchased and held in treasury – the full cost of the repurchase is charged to the special reserve.

Where treasury shares are subsequently reissued:

- amounts received to the extent of the repurchase price are credited to the special reserve; and
- any surplus received in excess of the repurchase price is taken to the share premium account.

### (n) Bank borrowings

Bank loans are recorded as the proceeds received. Finance charges are accounted for on an accruals basis in the Income Statement.

### (o) Critical accounting estimates and judgements

The Board makes estimates and assumptions concerning the future. The resulting accounting estimates and assumptions will, by definition, seldom equal the related actual results. Estimates and judgments are regularly evaluated and are based on historical experience and other factors, including expectations of future events that are believed to be reasonable under the circumstances. The Directors do not believe that any accounting judgments or estimates have a significant risk of causing a material adjustment to the carrying amount of assets and liabilities within the next financial year.

## 3. Income

	2021 £'000	2020 £'000
<b>Investment income:</b>		
UK dividends	1,503	1,464
UK scrip dividends	19	31
UK special dividends	226	61
UK REIT dividends	9	3
Overseas dividends	162	3
<b>Total investment income</b>	<b>1,919</b>	<b>1,562</b>
<b>Other income:</b>		
Interest from Cash Fund	1	8
Underwriting commission	7	-
<b>Total income</b>	<b>1,927</b>	<b>1,570</b>

Dividends and interest received in cash during the year amounted to £1,771,000 and £1,000 respectively (2020: £1,595,000 and £10,000).

In addition to the above, special dividends of £303,000 have been recognised in capital during the year (2020: £nil).

## 4. Investment management fee

	2021			2020		
	Revenue £'000	Capital £'000	Total £'000	Revenue £'000	Capital £'000	Total £'000
Investment management fee	60	180	240	59	178	237
<b>Total</b>	<b>60</b>	<b>180</b>	<b>240</b>	<b>59</b>	<b>178</b>	<b>237</b>

Under the terms of the investment management agreement, BFM is entitled to a fee of 0.6% per annum of the Company's market capitalisation. The investment management fee is allocated 75% to capital reserves and 25% to the revenue reserve. There is no additional fee for company secretarial and administration services.

# Notes to the financial statements

continued

## 5. Other operating expenses

	2021 £'000	2020 £'000
<b>Allocated to revenue:</b>		
Custody fees	1	1
Depository fees	5	5
Audit fees <sup>1</sup>	29	27
Registrars' fee	24	26
Directors' emoluments <sup>2</sup>	100	100
Marketing fees	11	18
Printing and postage fees	32	26
Legal and professional fees	32	9
London Stock Exchange fee	10	10
FCA fee	7	6
Other administration costs	33	31
	<b>284</b>	<b>259</b>
<b>Allocated to capital:</b>		
Custody transaction costs <sup>3</sup>	6	6
	<b>290</b>	<b>265</b>
The Company's ongoing charges <sup>4</sup> , calculated as a percentage of average daily net assets and using the management fee and all other operating expenses, excluding finance costs, direct transaction costs, custody transaction charges, VAT recovered, taxation and certain non-recurring items were:	1.21%	1.19%

<sup>1</sup> No non-audit services were provided by the Company's auditors.

<sup>2</sup> Further information on Directors' emoluments can be found in the Directors' Remuneration Report on pages 54 to 56. The Company has no employees.

<sup>3</sup> For the year ended 31 October 2021, expenses of £6,000 (2020: £6,000) were charged to the capital column of the Income Statement. These relate to transaction costs charged by the Custodian on sale and purchase trades.

<sup>4</sup> Alternative Performance Measure, see Glossary on pages 104 to 106.

## 6. Finance costs

	2021			2020		
	Revenue £'000	Capital £'000	Total £'000	Revenue £'000	Capital £'000	Total £'000
Interest on Sterling bank loan	10	30	40	13	40	53
	<b>10</b>	<b>30</b>	<b>40</b>	<b>13</b>	<b>40</b>	<b>53</b>

Finance costs have been allocated 75% to the capital column and 25% to the revenue column of the Statement of Comprehensive Income.

## 7. Taxation

### (a) Analysis of charge in year

	2021			2020		
	Revenue £'000	Capital £'000	Total £'000	Revenue £'000	Capital £'000	Total £'000
<b>Current taxation:</b>						
Overseas tax suffered	16	–	16	–	–	–
Overseas tax – prior year adjustment	–	–	–	5	–	5
<b>Total taxation charge (note 7(b))</b>	<b>16</b>	<b>–</b>	<b>16</b>	<b>5</b>	<b>–</b>	<b>5</b>

### (b) Factors affecting total tax charge for the year

The taxation assessed for the year is lower (2020: lower) than the standard rate of corporation tax in the UK of 19.00%. The differences are explained below:

	2021			2020		
	Revenue £'000	Capital £'000	Total £'000	Revenue £'000	Capital £'000	Total £'000
Net profit/(loss) on ordinary activities before taxation	1,573	9,064	10,637	1,239	(8,684)	(7,445)
Net profit/(loss) on ordinary activities multiplied by standard rate of corporation tax at 19.00% (2020: 19.00%)	299	1,722	2,021	235	(1,650)	(1,415)
<b>Effects of:</b>						
Non taxable dividend income	(363)	–	(363)	(296)	–	(296)
Capital (gains)/losses not taxable	–	(1,763)	(1,763)	–	1,604	1,604
Disallowed expenses	–	1	1	–	1	1
Excess of allowable expenses over taxable income	64	40	104	61	41	102
Foreign exchange loss	–	–	–	–	4	4
Overseas tax suffered	16	–	16	–	–	–
Overseas tax – prior year adjustment	–	–	–	5	–	5
	(283)	(1,722)	(2,005)	(230)	1,650	1,420
<b>Total taxation charge (note 7(a))</b>	<b>16</b>	<b>–</b>	<b>16</b>	<b>5</b>	<b>–</b>	<b>5</b>

The Company's taxable income is exceeded by its tax allowable expenses, which include both the revenue and capital elements of the management fee and finance costs. As at 31 October 2021, the Company had accumulated surplus expenses of £15.2 million (2020: £14.6 million).

As at 31 October 2021, the Company has not recognised a deferred tax asset of £3.8 million (2020: £2.8 million) in respect of the accumulated expenses. The deferred tax asset has been calculated at a rate of 25% UK corporation tax (2020: 19%). Provided the Company continues to maintain its current investment profile, it is unlikely that the expenses will be utilised and that the Company will obtain any benefit from this asset.

Due to the Company's intention to meet the conditions required to obtain approval under Section 1158 of the Corporation Tax Act 2010, it has not provided deferred tax on any capital gains or losses arising on the disposal of investments.

# Notes to the financial statements

continued

## 8. Dividends

<b>Dividends paid on equity shares</b>	<b>Record date</b>	<b>Payment date</b>	<b>2021 £'000</b>	<b>2020 £'000</b>
2019 Final dividend of 4.60p	7 February 2020	19 March 2020	–	1,051
2020 Interim dividend of 2.60p	24 July 2020	1 September 2020	–	586
2020 Final dividend of 4.60p	12 February 2021	17 March 2021	1,015	–
2021 Interim dividend of 2.60p	23 July 2021	1 September 2021	566	–
			<b>1,581</b>	<b>1,637</b>

The Directors have proposed a final dividend of 4.60p per share in respect of the year ended 31 October 2021. The final dividend will be paid, subject to shareholders' approval, on 17 March 2022 to shareholders on the Company's register on 4 February 2022. The proposed final dividend has not been included as a liability in these financial statements as final dividends are only recognised in the financial statements when they have been approved by shareholders.

The total dividends payable in respect of the year which form the basis of determining retained income for the purpose of Section 1158 of the Corporation Tax Act 2010 and Section 833 of the Companies Act 2006, and the amount proposed for the year ended 31 October 2021, meets the relevant requirements as set out in this legislation.

<b>Dividends paid or declared on equity shares:</b>	<b>2021 £'000</b>	<b>2020 £'000</b>
Interim paid of 2.60p (2020: 2.60p)	566	586
Final proposed of 4.60p <sup>1</sup> (2020: 4.60p)	981	1,015
	<b>1,547</b>	<b>1,601</b>

<sup>1</sup> Based on 21,321,283 ordinary shares (excluding treasury shares) in issue on 11 January 2022.

All dividends paid or payable are distributed from the Company's current year profit and brought forward revenue reserves.

## 9. Earnings and net asset value per ordinary share

Revenue, capital earnings/(loss) and net asset value per ordinary share are shown below and have been calculated using the following:

	2021	2020
Net revenue profit attributable to ordinary shareholders (£'000)	1,557	1,234
Net capital profit/(loss) attributable to ordinary shareholders (£'000)	9,064	(8,684)
<b>Total profit/(loss) attributable to ordinary shareholders (£'000)</b>	<b>10,621</b>	<b>(7,450)</b>
<b>Total shareholders' funds (£'000)</b>	<b>43,468</b>	<b>36,401</b>
<b>Earnings per share</b>		
The weighted average number of ordinary shares in issue during the year on which the earnings per ordinary share was calculated was:	21,920,081	22,709,469
The actual number of ordinary shares in issue at the year end on which the net asset value was calculated was:	21,398,842	22,511,625
The number of ordinary shares in issue, including treasury shares at the year end was:	31,480,374	32,593,157
<b>Calculated on weighted average number of ordinary shares:</b>		
Revenue earnings per share (pence) – basic and diluted	7.10	5.43
Capital earnings/(loss) per share (pence) – basic and diluted	41.35	(38.24)
<b>Total earnings/(loss) per share (pence) – basic and diluted</b>	<b>48.45</b>	<b>(32.81)</b>
	<b>As at 31 October 2021</b>	<b>As at 31 October 2020</b>
Net asset value per ordinary share (pence)	203.13	161.70
Ordinary share price (mid-market) (pence)	191.00	162.50

There were no dilutive securities at the year end.

## 10. Investments held at fair value through profit or loss

	2021 £'000	2020 £'000
UK listed equity investments	42,645	38,202
Overseas listed equity investments	3,435	814
<b>Valuation of listed investments at 31 October</b>	<b>46,080</b>	<b>39,016</b>
Opening book cost of equity investments	40,871	44,838
Investment holding gains	(1,855)	4,475
Opening fair value	39,016	49,313
<b>Analysis of transactions made during the year:</b>		
Purchases at cost	19,927	21,708
Sales proceeds received	(21,843)	(23,566)
Gains/(losses) on investments	8,980	(8,439)
Closing fair value	46,080	39,016
Closing book cost of equity investments	41,317	40,871
Closing investment holding gains/(losses)	4,763	(1,855)
<b>Closing fair value</b>	<b>46,080</b>	<b>39,016</b>

The Company received £21,843,000 (2020: £23,566,000) from investments sold in the year. The bookcost of these investments when they were purchased was £19,481,000 (2020: £25,675,000). These investments have been revalued over time and until they were sold any unrealised gains/losses were included in the fair value of investments.

Transaction costs of £86,000 (2020: £104,000) were incurred on the acquisition of investments. Costs relating to the disposal of investments during the year amounted to £14,000 (2020: £15,000). All transaction costs have been included within capital reserves.

# Notes to the financial statements

continued

## 11. Debtors

	2021 £'000	2020 £'000
Sales for future settlement	140	1,052
Prepayments and accrued income	184	95
	<b>324</b>	<b>1,147</b>

## 12. Creditors – amounts falling due within one year

	2021 £'000	2020 £'000
Share buyback payable	19	–
Purchases for future settlement	–	1,157
Other payables	290	249
Bank loan	4,000	4,000
	<b>4,309</b>	<b>5,406</b>

On 31 October 2018 a facility was arranged between ING Luxembourg S.A. and the Company under which ING Luxembourg S.A. agreed to make available to the Company a variable interest rate unsecured Sterling revolving credit facility of up to £4 million.

This facility was renewed with a maturity date of 31 October 2022. The amount drawn down as at 31 October 2021 was £4 million (2020: £4 million). The rate of interest for the facility is the aggregate of the margin of 0.95% per annum and Sterling Overnight Index Average Reference Rate.

## 13. Reconciliation of liabilities arising from financing activities

	2021 £'000	2020 £'000
<b>Debt arising from financing activities</b>		
Debt arising from financing activities at beginning and end of the year	<b>4,000</b>	<b>4,000</b>

## 14. Called up share capital

	Ordinary shares number	Treasury shares number	Total shares number	Nominal value £'000
<b>Allotted, called up and fully paid share capital comprised:</b>				
<b>Ordinary shares of 1 pence each:</b>				
At 31 October 2020	22,511,625	10,081,532	32,593,157	326
Shares purchased for cancellation	(1,112,783)	–	(1,112,783)	(11)
<b>At 31 October 2021</b>	<b>21,398,842</b>	<b>10,081,532</b>	<b>31,480,374</b>	<b>315</b>

During the year, no ordinary shares (2020: 117,500) were purchased and held in treasury for a total consideration of £nil (2020: £236,000) and 1,112,783 ordinary shares (2020: 340,775) were purchased and subsequently cancelled for a total consideration including costs of £1,973,000 (2020: £511,000).

Furthermore, no ordinary shares (2020: 11,800) were reissued from treasury for a total consideration of £nil (2020: £21,000).

The number of ordinary shares in issue at the year end was 31,480,374 (2020: 32,593,157) of which 10,081,532 (2020: 10,081,532) were held in treasury.

## 15. Reserves

	Distributable reserves					
	Share premium account £'000	Capital redemption reserve £'000	Capital reserve (arising on investments sold) £'000	Capital reserve (arising on revaluation of investments held) £'000	Special reserve £'000	Revenue reserve £'000
At 31 October 2020	14,819	223	4,661	(1,855)	15,816	2,411
Movement during the year:						
Total comprehensive income:						
Net profit for the year	–	–	2,447	6,617	–	1,557
Transactions with owners, recorded directly to equity:						
Ordinary shares purchased for cancellation	–	11	–	–	(1,961)	–
Share purchase costs	–	–	–	–	(12)	–
Dividends paid during the year	–	–	–	–	–	(1,581)
<b>At 31 October 2021</b>	<b>14,819</b>	<b>234</b>	<b>7,108</b>	<b>4,762</b>	<b>13,843</b>	<b>2,387</b>

The share premium account and capital redemption reserve are not distributable reserves under the Companies Act 2006. In accordance with ICAEW Technical Release 02/17BL on Guidance on Realised and Distributable Profits under the Companies Act 2006, the special reserve and capital reserve may be used as distributable reserves for all purposes and, in particular, the repurchase by the Company of its ordinary shares and for payments as dividends. In accordance with the Company's Articles of Association, special reserves, capital reserves and revenue reserves may be distributed by way of dividend. The capital reserve arising on the revaluation of investments of £4,762,000 (2020: loss of £1,855,000) is subject to fair value movements and may not be readily realisable at short notice, as such it may not be entirely distributable. The investments are subject to financial risks; as such capital reserves (arising on investments sold) and the revenue reserve may not be entirely distributable if a loss occurred during the realisation of these investments.

## 16. Risk management policies and procedures

The Company's investment activities expose it to various types of risks which are associated with the financial instruments and markets in which it invests. The following information is not intended to be a comprehensive summary of all risks and shareholders should refer to the Alternative Investment Fund Managers' Directive FUND 3.2.2R Disclosures which can be found at [www.blackrock.com/uk/brig](http://www.blackrock.com/uk/brig) for a more detailed discussion of the risks inherent in investing in the Company.

### Risk management framework

The following information refers to the risk management framework of the Alternative Investment Fund Manager (AIFM). However, as disclosed in the Corporate Governance Statement on pages 49 to 53 and in the Statement of Directors' Responsibilities on page 63, it is the ultimate responsibility of the Board to ensure that the Company's risks are appropriately monitored, and to the extent that elements of this are delegated to third-party service providers, the Board is responsible for ensuring that the relevant parties are discharging their duties in accordance with the terms of relevant agreements and taking appropriate action to the extent issues are identified.

The Directors of the AIFM review quarterly investment performance reports and receive semi-annual presentations in person from the Investment Manager covering the Company's performance and risk profile respectively during the year. The AIFM has delegated the day-to-day administration of the investment programme to the Investment Manager. The Investment Manager is also responsible for ensuring that the Company is managed within the terms of its investment guidelines and limits set out in the Alternative Investment Fund Managers' Directive FUND 3.2.2R Disclosures which can be found at [www.blackrock.com/uk/brig](http://www.blackrock.com/uk/brig).

# Notes to the financial statements

continued

## 16. Risk management policies and procedures continued

The AIFM is responsible for monitoring investment performance, product risk monitoring and oversight and has the responsibility for the monitoring and oversight of regulatory and operational risk for the Company. The Directors of the AIFM have appointed a Risk Manager who has responsibility for the daily risk management process with assistance from key risk management personnel of the Investment Manager, including members of the Risk and Quantitative Analysis Group (RQA) which is a centralised group which performs an independent risk management function. RQA independently identifies, measures and monitors investment risk and tracks the actual risk management practices being deployed across the Company. By breaking down the components of the process, RQA have the ability to determine if the appropriate risk management processes are in place. This captures the risk management tools employed, how the levels of risk are controlled, ensuring risk/return is considered in portfolio construction and reviewing outcomes.

The AIFM reports to the Audit and Management Engagement Committee twice yearly on key risk metrics and risk management processes; in addition, the Depositary monitors the performance of the AIFM and reports to the Audit and Management Engagement Committee. Any significant issues are reported to the Board as they arise.

### Risk exposures

The risk exposures of the Company are set out as follows:

#### (a) Market risk

Market risk arises mainly from uncertainty about future values of financial instruments influenced by other price, currency and interest rate movements. It represents the potential loss the Company may suffer through holding market positions in financial instruments in the face of market movements.

A key metric the RQA Group uses to measure market risk is Value-at-Risk (VaR) which encompasses price, currency and interest rate risk. VaR is a statistical risk measure that estimates the potential portfolio loss from adverse market moves in an ordinary market environment. VaR analysis reflects the interdependencies between risk variables (including other price risk, foreign currency risk and interest rate risk), unlike a traditional sensitivity analysis.

The VaR calculations are based on a confidence level of 99% with a holding period of not greater than one day and a historical observation period of not less than one year (250 days). A VaR number is defined at a specified probability and a specified time horizon. A 99% one day VaR means that the expectation is that 99% of the time over a one day period the Company will lose less than this number in percentage terms. Therefore, higher VaR numbers indicate higher risk. It is noted that the use of VaR methodology has limitations, namely assumptions that risk factor returns are normally distributed and that the use of historical market data as a basis for estimating future events does not encompass all possible scenarios, particularly those that are of an extreme nature and that the use of a specified confidence level (e.g. 99%) does not take into account losses that occur beyond this level. There is some probability that the loss could be greater than the VaR percentage amounts. These limitations, and the nature of the VaR measure, mean that the Company can neither guarantee that losses will not exceed the VaR amounts indicated, nor that losses in excess of the VaR amounts will not occur more frequently.

The one-day VaR as of 31 October 2021 and 31 October 2020 (based on a 99% confidence level) was 2.14% and 5.51%, respectively.

#### (i) Market risk arising from other price risk

##### Exposure to other price risk

Other price risk is the risk that the fair value of future cash flows of a financial instrument will fluctuate because of changes in market prices (other than those arising from interest rate risk or currency risk), whether those changes are caused by factors specific to the individual financial instrument or its issuer, or factors affecting similar financial instruments traded in the market. Local, regional or global events such as war, acts of terrorism, the spread of infectious illness or other public health issues, recessions, or other events could have a significant impact on the Company and the market price of its investments and could result in increased premiums or discounts to the Company's net asset value.

COVID-19 continues to have an impact on the global economy, supply chains and capital markets, and could continue to adversely affect the economies of many nations across the entire global economy, individual issuers and capital markets, and could continue to an extent that cannot necessarily be foreseen. In addition, the impact of infectious illnesses in emerging market countries may be greater due to generally less established health care systems. Public health crises caused by the COVID-19 outbreak may exacerbate other pre-existing political, social and economic risks in certain countries or globally. The duration of the COVID-19 outbreak and its effects cannot be determined with certainty.



The Company is exposed to market price risk arising from its equity investments. The movements in the prices of these investments result in movements in the performance of the Company. Other price risk sensitivity has been covered by the VaR analysis under the market risk section above.

The Company's exposure to other changes in market prices at 31 October 2021 on its equity investments was £46,080,000 (2020: £39,016,000).

#### Management of other price risk

By diversifying the portfolio, where this is appropriate and consistent with the Company's objectives, the risk that a price change of a particular investment will have a material impact on the NAV of the Company is reduced which is in line with the investment objectives of the Company.

#### (ii) Market risk arising from foreign currency risk

##### Exposure to foreign currency risk

Foreign currency risk is the risk that the fair value or future cash flows of a financial instrument will fluctuate because of changes in foreign exchange rates. Foreign currency sensitivity has been covered by the VaR analysis under the market risk section.

##### Management of foreign currency risk

The Investment Manager monitors the Company's exposure to foreign currencies on a daily basis and reports to the Board of the Company on a regular basis.

The Investment Manager measures the risk to the Company of the foreign currency exposure by considering the effect on the Company's net asset value and income of a movement in the exchange rate to which the Company's assets, liabilities, income and expenses are exposed.

The Company does not use financial instruments to mitigate the currency exposure in the period between the time that income is included in the financial statements and its receipt. Derivative contracts are not used to hedge against exposure to foreign currency risk.

Consequently, the Company is exposed to the risk that the exchange rate of its reporting currencies relative to other currencies may change in a manner which has an adverse effect on the value of the portion of the Company's assets which are denominated in currencies other than their own currencies.

#### (iii) Market risk arising from interest rate risk

##### Exposure to interest rate risk

Interest rate risk is the risk that the fair value of future cash flows of a financial instrument will fluctuate because of changes in market interest rates.

The Company is exposed to interest rate risk specifically through its cash holdings and variable rate borrowings. Interest rate movements may affect the level of income receivable from any cash at bank and on deposits and the level of interest payable on variable rate borrowings. The effect of interest rate changes on the earnings of the companies held within the portfolio may have a significant impact on the valuation of the Company's investments.

##### Interest rate exposure

The exposure at 31 October 2021 and 31 October 2020 of financial assets and liabilities to interest rate risk is shown by reference to:

- floating interest rates – when the interest rate is due to be re-set; and
- fixed interest rates – when the financial instrument is due for repayment.

	2021			2020		
	Within one year £'000	More than one year £'000	Total £'000	Within one year £'000	More than one year £'000	Total £'000
<b>Exposure to floating interest rates:</b>						
Cash and cash equivalents	1,362	–	1,362	1,644	–	1,644
Bank loan	(4,000)	–	(4,000)	(4,000)	–	(4,000)
<b>Total exposure to interest rates</b>	<b>(2,638)</b>	<b>–</b>	<b>(2,638)</b>	<b>(2,356)</b>	<b>–</b>	<b>(2,356)</b>

The Company does not have any fixed rate exposure at 31 October 2021 or 31 October 2020.

# Notes to the financial statements

continued

## 16. Risk management policies and procedures continued

### Management of interest rate risk

The possible effects on fair value and cash flows that could arise as a result of changes in interest rates are taken into account when making investment decisions and borrowings under the loan facility. Derivative contracts are not used to hedge against the exposure to interest rate risk. Interest rate sensitivity risk has been covered by the VaR analysis under the market risk section.

The Company finances part of its activities through borrowings at levels approved and monitored by the Board of the Company. The Company, generally, does not hold significant cash balances, with short term borrowings being used when required.

Interest received on cash balances, or paid on the loan facility respectively, is approximately 0.00% and 1.178% per annum (2020: 0.14% and 0.834% per annum). Based on the bank loan held at the year end date, interest payments of £47,120 (2020: £33,360) are expected to be paid over the next twelve months.

### (b) Counterparty credit risk

Counterparty credit risk is the risk that the issuer of a financial instrument will fail to fulfil an obligation or commitment that it has entered into with the Company.

There were no past due or impaired assets as of 31 October 2021 (31 October 2020: nil). The major counterparties engaged with the Company are all widely recognised and regulated entities.

### Depository

The Company's Depository is The Bank of New York Mellon (International) Limited (BNYM or the Depository) (S&P long-term credit rating as at 31 October 2021: AA- (31 October 2020: AA-)). All of the equity assets and cash of the Company are held within the custodial network of the global custodian appointed by the Depository. Bankruptcy or insolvency of the Depository may cause the Company's rights with respect to its investments held by the Depository to be delayed or limited. The maximum exposure to this risk at 31 October 2021 is the total value of investments held with the Depository and cash and cash equivalents in the Balance Sheet.

In accordance with the requirements of the depository agreement, the Depository is required to ensure that any agents it appoints to assist in safekeeping the assets of the Company will segregate the assets of the Company. Thus, in the event of insolvency or bankruptcy of the Depository, the Company's non-cash assets are segregated and this reduces counterparty credit risk. The Company will, however, be exposed to the counterparty credit risk of the Depository in relation to the Company's cash held by the Depository. In the event of the insolvency or bankruptcy of the Depository, the Company will be treated as a general creditor of the Depository in relation to cash holdings of the Company.

### Counterparties/brokers

All transactions in listed securities are settled/paid for upon delivery using an approved broker. The risk of default is considered minimal, as delivery of securities sold is only made once the broker has made payment. Payment is made on a purchase once the securities have been delivered by the broker. The trade will fail if either party fails to meet its obligation.

Counterparty credit risk also arises on transactions with a broker in relation to transactions awaiting settlement. Risk relating to unsettled transactions is considered small due to the short settlement period involved and the high credit quality of the brokers used. The Company monitors the credit rating and financial position of the broker used to further mitigate this risk.

The following table details the total number of counterparties to which the Company is exposed, the maximum exposure to any one counterparty, any collateral held by the Company against this exposure, the total exposure to all other counterparties and the lowest long-term credit rating of any one counterparty (or its ultimate parent if unrated).

Year	Total number of counterparties	Maximum exposure to any one counterparty <sup>1</sup> £'000	Total exposure to all other counterparties <sup>1</sup> £'000	Lowest credit rating of any one counterparty <sup>2</sup> £'000
2021	4	1,299	203	A
2020	4	1,575	1,121	A+

<sup>1</sup> Calculated on a net exposure basis.

<sup>2</sup> S&P ratings.

Cash is subject to counterparty credit risk as the Company's access to its cash could be delayed should the counterparties become insolvent or bankrupt.

## Credit risk

In summary, the exposure to credit risk at 31 October 2021 and 31 October 2020 was as follows:

	2021 3 months or less £'000	2020 3 months or less £'000
Sales for future settlement	140	1,052
Prepayments and accrued income	184	95
Cash and cash equivalents	1,362	1,644
	<b>1,686</b>	<b>2,791</b>

## Management of counterparty credit risk

Credit risk is monitored and managed by RQA CCR. The team is headed by BlackRock's Chief Credit Officer who reports to the Global Head of RQA. Credit authority resides with the Chief Credit Officer and selected team members to whom specific credit authority has been delegated. As such, counterparty approvals may be granted by the Chief Credit Officer, or by identified RQA Credit Risk Officers who have been formally delegated authority by the Chief Credit Officer.

The counterparty credit risk is managed as follows:

- transactions are only entered into with those counterparties approved by RQA CCR, with a formal review carried out for each new counterparty and with counterparties selected by RQA CCR on the basis of a number of risk mitigation criteria designed to reduce the risk to the Company of default;
- the creditworthiness of financial institutions with whom cash is held is reviewed regularly by the RQA CCR team; and
- The RQA CCR team reviews the credit standard of the Company's brokers on a periodic basis, and set limits on the amount that may be due from any one broker.

The Board monitors the Company's counterparty risk by reviewing:

- the semi-annual report from the Depositary, which includes the results of periodic site visits to the Company's Custodian where controls are reviewed and tested;
- the Custodian's Service Organisation Control (SOC 1) reports which include a report by the Custodian's auditors. This report sets out any exceptions or issues noted as a result of the auditor's review of the Custodian's control processes;
- the Manager's internal control reports which include a report by the Manager's auditor. This report sets out any exceptions or issues noted as a result of the auditor's review of the Manager's control processes; and
- in addition, the Depositary and the Manager report any significant breaches or issues arising to the Board as soon as these are identified.

## (c) Liquidity risk

Liquidity risk is the risk that the Company will encounter difficulties in meeting obligations associated with financial liabilities. At the year end, the Company had a loan facility of £4 million (2020: £4 million) which was fully drawn down. Borrowings under the loan facility shall at no time exceed 35% of the Company's net asset value and this covenant was complied with during the period.

The undiscounted gross cash outflows of the financial liabilities as at 31 October 2021 and 31 October 2020, based on the earliest date on which payment can be required, were as follows:

## Liquidity risk exposure

	2021 Within 1 year £'000	2020 Within 1 year £'000
<b>Undiscounted gross cash flows:</b>		
Bank loan and interest	(4,047)	(4,033)
Creditors – amounts falling due within one year	(309)	(1,406)
	<b>(4,356)</b>	<b>(5,439)</b>

# Notes to the financial statements

continued

## 16. Risk management policies and procedures continued

### Management of liquidity risk

Liquidity risk is minimised by holding sufficient liquid investments which can be readily realised to meet liquidity demands. Asset disposals may also be required to meet liquidity needs. Liquidity risk is not significant as the majority of the Company's assets are investments in listed securities that are readily realisable.

The Company's liquidity risk is managed on a daily basis by the Investment Manager in accordance with established policies and procedures in place. The Portfolio Managers review daily forward-looking cash reports which project cash obligations. These reports allow them to manage their obligations.

For the avoidance of doubt, none of the assets of the Company are subject to special liquidity arrangements.

### (d) Valuation of financial instruments

Financial assets and financial liabilities are either carried in the Balance Sheet at their fair value (investments) or at an amount which is a reasonable approximation of fair value (due from brokers, dividends and interest receivable, due to brokers, accruals, cash at bank, bank overdrafts and bank loans). Section 34 of FRS 102 requires the Company to classify fair value measurements using a fair value hierarchy that reflects the significance of inputs used in making the measurements. The valuation techniques used by the Company are explained in the accounting policies note to the Financial Statements on page 78.

Categorisation within the hierarchy has been determined on the basis of the lowest level input that is significant to the fair value measurement of the relevant asset.

The fair value hierarchy has the following levels:

#### Level 1 – Quoted market price for identical instruments in active markets

A financial instrument is regarded as quoted in an active market if quoted prices are readily and regularly available from an exchange, dealer, broker, industry group, pricing service or regulatory agency and those prices represent actual and regularly occurring market transactions on an arm's length basis. The Company does not adjust the quoted price for these instruments.

#### Level 2 – Valuation techniques using observable inputs

This category includes instruments valued using quoted prices for similar instruments in markets that are considered less active, or other valuation techniques where significant inputs are directly or indirectly observable from market data.

#### Level 3 – Valuation techniques using significant unobservable inputs

This category includes all instruments where the valuation technique includes inputs not based on market data and these inputs could have a significant impact on the instrument's valuation.

This category also includes instruments that are valued based on quoted prices for similar instruments where significant entity determined adjustments or assumptions are required to reflect differences between the instruments and instruments for which there is no active market. The Investment Manager considers observable data to be that market data that is readily available, regularly distributed or updated, reliable and verifiable, not proprietary, and provided by independent sources that are actively involved in the relevant market.

The level in the fair value hierarchy within which the fair value measurement is categorised in its entirety is determined on the basis of the lowest level input that is significant to the fair value measurement. If a fair value measurement uses observable inputs that require significant adjustment based on unobservable inputs, that measurement is a Level 3 measurement.

Assessing the significance of a particular input to the fair value measurement in its entirety requires judgement, considering factors specific to the asset or liability. The determination of what constitutes 'observable' inputs requires significant judgement by the Investment Manager.

### Fair values of financial assets and financial liabilities

The table below is an analysis of the Company's financial instruments measured at fair value at the balance sheet date.

	Level 1	Level 2	Level 3	Total
Financial assets at fair value through profit or loss at 31 October 2021	£'000	£'000	£'000	£'000
Equity investments	46,080	–	–	46,080

	Level 1	Level 2	Level 3	Total
Financial assets at fair value through profit or loss at 31 October 2020	£'000	£'000	£'000	£'000
Equity investments	39,016	–	–	39,016

There were no transfers between levels for financial assets and financial liabilities during the year recorded at fair value as at 31 October 2021 (2020: none). The Company held no Level 3 securities during the financial year or as at 31 October 2021 (2020: none).

## 17. Capital management policies and procedures

The Company's capital management objectives are:

- to ensure it will be able to continue as a going concern; and
- to promote growth in capital and income over the long-term through investments in a diversified portfolio of principally UK listed equities.

This is to be achieved through an appropriate balance of equity capital and gearing. The policy is that gearing should not exceed 20% of gross assets. The Company's objectives, policies and processes for managing capital remain unchanged from the preceding accounting period.

The Company's total capital as at 31 October 2021 was £47,468,000 (2020: £40,401,000) comprising a bank loan of £4,000,000 (2020: £4,000,000) and equity shares, capital and reserves of £43,468,000 (2020: £36,401,000).

The Board with the assistance of the Investment Manager monitors and reviews the broad structure of the Company's capital on an ongoing basis. This review includes:

- the planned level of gearing, which takes into account the Investment Manager's view on the market; and
- the need to buy back equity shares, either for cancellation or to be held in treasury, which takes account of the difference between the NAV per share and the share price (i.e. the level of share price discount or premium).

The Company is subject to externally imposed capital requirements:

- as a public company, the Company has a minimum share capital of £50,000; and
- in order to be able to pay dividends out of profits available for distribution, the Company has to be able to meet one of the two capital restrictions tests imposed on investment companies by law.

During the year, the Company complied with the externally imposed capital requirements to which it was subject including those imposed in respect of loan covenants.

# Notes to the financial statements

continued

## 18. Transactions with the Manager and Investment Manager

BlackRock Fund Managers Limited (BFM) provides management and administration services to the Company under a contract which is terminable on six months' notice. BFM has (with the Company's consent) delegated certain portfolio and risk management services, and other ancillary services, to BlackRock Investment Management (UK) Limited (BIM (UK)). Further details of the investment management contract are disclosed in the Directors' Report on pages 43 and 44.

The investment management fee is levied quarterly, based on 0.60% per annum of the Company's market capitalisation. The investment management fee due for the year ended 31 October 2021 amounted to £240,000 (2020: £237,000). At the year end, £180,000 was outstanding in respect of the management fee (2020: £111,000).

The Company holds an investment in the BlackRock Institutional Cash Series plc – Sterling Liquid Environmentally Aware Fund of £1,299,000 (2020: £1,575,000) which for the year ended 31 October 2021 and 31 October 2020 has been presented in the financial statements as a cash equivalent.

In addition to the above services, BIM (UK) has provided the Company with marketing services. The total fees paid or payable for these services for the year ended 31 October 2021 amounted to £11,000 including VAT (2020: £18,000). Marketing fees of £11,000 including VAT were outstanding at 31 October 2021 (2020: £12,000).

The ultimate holding company of the Manager and the Investment Manager is BlackRock, Inc., a company incorporated in Delaware USA.

## 19. Related party disclosure

At the date of this report, the Board consists of four non-executive Directors, all of whom are considered to be independent of the Manager by the Board.

Disclosures of the Directors' interests in the ordinary shares of the Company and fees and expenses payable to the Directors are set out in the Directors' Remuneration Report on pages 54 to 56. At 31 October 2021, £8,000 (2020: £8,000) was outstanding in respect of Directors' fees.

### Significant holdings

The following investors are:

- funds managed by the BlackRock Group or are affiliates of BlackRock Inc. ("Related BlackRock Funds"); or
- investors (other than those listed in (a) above) who held more than 20% of the voting shares in issue in the Company and are as a result, considered to be related parties to the Company ("Significant Investors").

### As at 31 October 2021

Total % of shares held by Related BlackRock Funds	Total % of shares held by Significant Investors who are not affiliates of BlackRock Group or BlackRock, Inc.	Number of Significant Investors who are not affiliates of BlackRock Group or BlackRock, Inc.
nil	n/a	n/a

### As at 31 October 2020

Total % of shares held by Related BlackRock Funds	Total % of shares held by Significant Investors who are not affiliates of BlackRock Group or BlackRock, Inc.	Number of Significant Investors who are not affiliates of BlackRock Group or BlackRock, Inc.
nil	n/a	n/a

## 20. Contingent liabilities

There were no contingent liabilities at 31 October 2021 (2020: nil).







# Additional information



Global mining group Rio Tinto paid a significant special dividend during the year. Contributions such as this from the mining industry, enabled in part by high demand for commodities, mean global dividends are expected to exceed pre-pandemic levels in the near future.

PHOTO COURTESY OF RIO TINTO

# Shareholder information

## Financial calendar

The timing of the announcement and publication of the Company's results may normally be expected in the months shown below:

<b>December/January</b>	Annual results announced and the Annual Report and Financial Statements published.
<b>March</b>	Annual General Meeting.
<b>March</b>	Final dividend paid.
<b>June</b>	Half-yearly figures to 30 April announced and half-yearly financial report published.
<b>September</b>	Interim dividend paid.

## Dividend – 2021

The proposed final dividend in respect of the year ended 31 October 2021 is 4.60 pence per share. The Board also declared an interim dividend of 2.60 pence per share which was paid on 1 September 2021 to shareholders on the register on 23 July 2021.

### Dividend timetable

Ex-dividend date (shares transferred without the dividend)	3 February 2022
Record date (last date for registering transfers to receive the dividend)	4 February 2022
Last date for DRIP elections	24 February 2022
Dividend payment date	17 March 2022

## Payment of dividends

Cash dividends will be sent by cheque to the first named shareholder at their registered address. Dividends may also be paid directly into a shareholder's bank account and this can be arranged by contacting the Company's registrar Computershare Investor Services PLC through their secure website [investorcentre.co.uk](http://investorcentre.co.uk), or by telephone on 0370 703 0076 or by shareholders completing the Mandate Instructions section on the reverse of their dividend counterfoil and sending it to the Company's registrar, Computershare.

Dividend confirmations will be sent to shareholders at their registered address, unless other instructions have been given, to arrive on the payment date.

## Dividend tax allowance

From April 2018, the annual tax-free allowance on dividend income is £2,000.

Above this amount, individuals will pay tax on their dividend income at a rate dependent on their income tax bracket and personal circumstances. The Company will continue to provide registered shareholders with confirmation of the dividends paid and this should be included with any other dividend income received when calculating and

reporting total dividend income received. It is a shareholder's responsibility to include all dividend income when calculating any tax liability.

If you have tax related queries please contact a financial adviser.

## Dividend reinvestment plan (DRIP)

Shareholders may request that their dividends be used to purchase further shares in the Company. Dividend reinvestment forms may be obtained from Computershare Investor Services PLC, through their secure website [investorcentre.co.uk](http://investorcentre.co.uk), or by telephone on 0370 703 0076. Shareholders who have already opted to have their dividends reinvested do not need to reapply. The last date for registering for this service for the forthcoming dividend is 24 February 2022.

## Share price

The Company's mid-market share price is quoted daily in The Financial Times and The Times under "Investment Companies" and in The Daily Telegraph under "Investment Trusts". The share price is also available on the BlackRock website at [www.blackrock.com/uk/brig](http://www.blackrock.com/uk/brig).

## ISIN/SEDOL numbers

The ISIN/SEDOL numbers and mnemonic codes for the Company's shares are:

Ordinary shares	
ISIN	GB0030961691
SEDOL	3096169
Reuters Code	BRIG.L
Bloomberg Code	BRIG: LN

## Share dealing

Investors wishing to purchase more shares in the Company or sell all or part of their existing holding may do so through a stockbroker. Most banks also offer this service. Alternatively, please go to [www.computershare.com/dealing/uk](http://www.computershare.com/dealing/uk) for a range of dealing services made available by Computershare.

## CREST

The Company's shares may be held in CREST, an electronic system for uncertificated securities trading.

Private investors can continue to retain their share certificates and remain outside the CREST system. Private investors are able to buy and sell their holdings in the same way as they did prior to the introduction of CREST, although there may be differences in dealing charges.

## Electronic communications

We encourage you to play your part in reducing our impact on the environment and elect to be notified by email when your shareholder communications become available online. This means you will receive timely, cost-effective and greener online annual reports, half-yearly financial reports and other relevant documentation.

Shareholders who opt for this service will receive an email from Computershare with a link to the relevant section of the BlackRock website where the documents can be viewed and downloaded. Please submit your email address by visiting [investorcentre.co.uk/ecomms](http://investorcentre.co.uk/ecomms). You will require your shareholder reference number which you will find on your share certificate or dividend confirmation.

You will continue to receive a printed copy of these reports if you have elected to do so. Alternatively, if you have not submitted your email address nor have elected to receive printed reports, we will write and let you know where you can view these reports online.

## Electronic proxy voting

Shareholders are able to submit their proxy votes electronically via Computershare's internet site at [eproxyappointment.com](http://eproxyappointment.com) using their shareholder reference number, control number and a unique identification PIN which will be provided with voting instructions and the Notice of Annual General Meeting.

CREST members who wish to appoint one or more proxies or give an instruction through the CREST electronic proxy appointment service may do so by using the procedures described in the CREST manual. Further details are set out in the notes on the Form of Proxy and the Notice of Annual General Meeting.

## Annual general meeting

This year's AGM will be held at 12.00 noon on Tuesday, 8 March 2022. If you are unable to attend the meeting you can view it online following the meeting via a link on the Company's website at [www.blackrock.com/uk/brig](http://www.blackrock.com/uk/brig).

## Nominee code

Where shares are held in a nominee company name, the Company undertakes:

- to provide the nominee company with multiple copies of shareholder communications, so long as an indication of quantities has been provided in advance;
- to allow investors holding shares through a nominee company to attend general meetings, provided the correct authority from the nominee company is available.

Nominee companies are encouraged to provide the necessary authority to underlying shareholders to attend the Company's general meetings.

## Publication of net asset value/portfolio analysis

The net asset value (NAV) per share of the Company is calculated daily. Details of the Company's investments and performance are published monthly.

The daily NAV per share and monthly information are released through the London Stock Exchange's Regulatory News Service and are available on the BlackRock website at [www.blackrock.com/uk/brig](http://www.blackrock.com/uk/brig) and through the Reuters News Service under the code "BLRKINDEX", on page 8800 on Topic 3 (ICV terminals) and under "BLRK" on Bloomberg (monthly information only).

## Online access

Other details about the Company are also available at [www.blackrock.com/uk/brig](http://www.blackrock.com/uk/brig). The financial statements, factsheets and other literature are published on the website.

Visitors to the website need to be aware that legislation in the United Kingdom governing the preparation and dissemination of the financial statements may differ from legislation in their jurisdiction.

Shareholders can also manage their shareholding online by using Investor Centre, Computershare's secure website, at [investorcentre.co.uk](http://investorcentre.co.uk). To access the website you will need your shareholder reference number (SRN) which can be found on paper or electronic communications from Computershare. Listed below are the most frequently used features of the website:

- Holding enquiry – view balances, values, history, payments and reinvestments.
- Payments enquiry – view your dividends and other payment types.
- Address change – change your registered address.
- Bank details update – choose to receive your dividend payment directly into your bank account instead of by cheque.
- e-Comms sign-up – choose to receive email notification when your shareholder communications become available instead of paper communications.
- Outstanding payments – reissue payments using the online replacement service.
- Downloadable forms – including dividend mandates, stock transfer, dividend reinvestment and change of address forms.

# Shareholder information

continued

## Shareholder enquiries

The Company's registrar is Computershare Investor Services PLC. In the event of queries regarding your holding of shares, please contact the registrar on 0370 703 0076. Certain details relating to your holding can also be checked through the Computershare Investor Centre website. As a security check, specific information will need to be input accurately to gain access to your account including your shareholder reference number. The address of the Computershare website is [investorcentre.co.uk](http://investorcentre.co.uk).

Changes of name or address must be notified to the registrar either through Computershare's website or in writing to:

Computershare Investor Services PLC  
The Pavilions  
Bridgwater Road  
Bristol BS99 6ZZ

## General enquiries

Enquiries about the Company should be directed to:

The Company Secretary  
BlackRock Income and Growth Investment Trust plc  
12 Throgmorton Avenue  
London EC2N 2DL  
Telephone: 020 7743 3000  
Email: [cosec@blackrock.com](mailto:cosec@blackrock.com)

# Analysis of ordinary shareholders

as at 31 October 2021

## By type of holder

	No. of shares	% of total 2021	% of total 2020	Holdings	% of total 2021	% of total 2020
Private Shareholders	3,956,949	18.47	17.7	718	83.68	84.5
Bank, Insurance or Nominees	16,816,914	78.56	79.4	119	13.88	13.1
Other	634,979	2.97	2.9	21	2.44	2.4
<b>Total</b>	<b>21,408,842</b>	<b>100.0</b>	<b>100.0</b>	<b>858</b>	<b>100.0</b>	<b>100.0</b>

Excludes Treasury Shares of 10,081,532 and an unsettled share buy back trade of 10,000 as at 29 October 2021.

## By size of holding

Range	No. of shares	% of total 2021	% of total 2020	No. of shareholders	% of total 2021	% of total 2020
1 – 1,000	1,449,058	6.77	6.4	709	82.63	82.6
10,001 – 100,000	3,422,907	15.99	15.8	118	13.75	14.0
100,001 – 1,000,000	6,697,629	31.28	27.3	26	3.04	2.8
1,000,001 – 10,000,000	9,839,248	45.96	50.5	5	0.58	0.6
<b>Total</b>	<b>21,408,842</b>	<b>100.0</b>	<b>100.0</b>	<b>858</b>	<b>100.0</b>	<b>100.0</b>

The above excludes Treasury Shares of 10,081,532.

# Ten year record

Year ended 31 October	Net revenue attributable to ordinary shareholders £'000	Revenue Earnings per share p	Dividend per share p	Total net assets £'000	Net asset value per ordinary share p	Share price p	Ongoing charges ratio <sup>1</sup> %
2012	1,290	4.52	5.25	41,947	147.81	137.00	1.16
2013	1,576	5.63	5.50	45,491	166.03	164.50	1.10
2014	1,524	5.66	5.70	45,194	170.68	167.25	1.21
2015	1,758	6.68	6.00	49,231	187.69	184.25	1.02
2016	1,803	6.93	6.30	48,307	190.53	185.00	1.00
2017	1,668	6.63	6.60	51,680	209.96	205.50	1.08
2018	1,724	7.09	6.90	46,738	194.26	183.00	1.10
2019	1,729	7.37	7.20	46,214	201.30	198.00	1.07
2020	1,234	5.43	7.20	36,401	161.70	162.50	1.19
2021	1,557	7.10	7.20	43,468	203.13	191.00	1.21

<sup>1</sup> Based on average net assets for the year. The ongoing charges ratio is calculated in accordance with the AIC recommended methodology for the calculation of ongoing charges.

# Management & other service providers

## Registered Office

(Registered in England, No. 4223927)  
12 Throgmorton Avenue  
London EC2N 2DL

## Investment Manager and Company Secretary

BlackRock Investment Management (UK) Limited\*  
12 Throgmorton Avenue  
London EC2N 2DL  
Email: cosec@blackrock.com

## Alternative Investment Fund Manager

BlackRock Fund Managers Limited\*  
12 Throgmorton Avenue  
London EC2N 2DL  
Telephone: 020 7743 3000

## Depositary, Custodian and Banker

The Bank of New York Mellon (International) Limited\*  
One Canada Square  
London E14 5AL

## Registrar

Computershare Investor Services PLC\*  
The Pavilions  
Bridgwater Road  
Bristol BS99 6ZZ  
Telephone: 0370 703 0084

## Auditor

Deloitte LLP  
Statutory Auditors  
Hill House  
1 Little New Street  
London EC4A 3TR

## Lender

ING Luxembourg S.A.  
52, route d'Esch  
Grand Duchy of Luxembourg  
L-2965 Luxembourg

## Stockbroker

JPMorgan Cazenove Limited\*  
25 Bank Street  
Canary Wharf  
London E14 5JP

## Solicitors

Stephenson Harwood LLP  
1 Finsbury Circus  
London EC2M 7SH

\* Authorised and regulated by the Financial Conduct Authority.

# AIFMD disclosures

## Report on remuneration

The Alternative Investment Fund Managers' Directive (the AIFMD) requires certain disclosures to be made with regard to the remuneration policy of the Company's AIFM.

Details of the BlackRock AIFM Remuneration Policy are disclosed on the website at [www.blackrock.com/uk/brig](http://www.blackrock.com/uk/brig) and have applied to the Manager since 1 January 2015, being the beginning of the first financial year of BlackRock following the Manager's authorisation as an AIFM.

## Quantitative remuneration disclosure

Disclosures in accordance with FUND 3.3.5, Article 22(2)e and 22(2)(f) of the AIFMD and Article 107 of the Delegated Regulation are disclosed on the website at [www.blackrock.com/uk/brig](http://www.blackrock.com/uk/brig).

## Leverage

The Company may employ leverage and borrow cash in accordance with its stated investment policy or investment strategy. Consistent with its investment objectives and policy, the Company may utilise derivative instruments as part of its investment policy. The use of derivatives may expose the Company to a higher degree of risk. In particular, derivative contracts can be highly volatile and the amount of initial margin is generally small relative to the size of the contract so that transactions may be leveraged in terms of market exposure. A relatively small market movement may have a potentially larger impact on derivatives than on standard underlying bonds or equities. Leveraged derivative positions can therefore increase the Company's volatility. The use of borrowings and leverage has attendant risks and can, in certain circumstances, substantially increase the adverse impact to which the Company's investment portfolio may be subject. No derivatives were used for leverage purposes during the year.

For the purposes of this disclosure, leverage is any method by which the Company's exposure is increased, whether through borrowing of cash or securities, or leverage embedded in foreign exchange forward contracts or by any other means.

The AIFMD requires that each leverage ratio be expressed as the ratio between a Company's exposure and its NAV, and prescribes two required methodologies, the gross methodology and the commitment methodology (as set out in AIFMD Level 2 Implementation Guidance), for calculating such exposure.

Using the methodologies prescribed under the AIFMD, the leverage of the Company is disclosed in the following table:

	<b>Commitment Leverage as at 31 October 2021</b>	<b>Gross Leverage as at 31 October 2021</b>
Leverage ratio	1.18%	1.14%

## Other risk disclosures

The financial risk disclosures relating to risk framework and liquidity risk are set out in note 16 to the notes to the financial statements on pages 85 to 91.

## Pre investment disclosures

The AIFMD requires certain information to be made available to investors in AIFs before they invest and requires that material changes to this information be disclosed in the annual report of each AIF. An Investor Disclosure Document, which sets out information on the Company's investment strategy and policies, leverage, risk, liquidity, administration, management, fees, conflicts of interest and other shareholder information is available on the Company's website at [www.blackrock.com/uk/brig](http://www.blackrock.com/uk/brig).

There have been no material changes (other than those reflected in these financial statements) to this information requiring disclosure. Any information requiring immediate disclosure pursuant to the AIFMD will be disclosed to the London Stock Exchange through a primary information provider.

For and on behalf of the Board

### KEVIN MAYGER

BlackRock Investment Management (UK) Limited  
Company Secretary  
12 January 2022



# Information to be disclosed in accordance with Listing Rule 9.8.4

The disclosures below are made in compliance with the requirements of Listing Rule 9.8.4.

9.8.4 (1) The Company has not capitalised any interest in the period under review.

9.8.4 (2) The Company has not published any unaudited financial information in a class 1 circular or prospectus or any profit forecast or profit estimate.

9.8.4 (3) This provision has been deleted.

9.8.4 (4) The Company does not have any long-term incentive schemes in operation.

9.8.4 (5) and (6) No Director of the Company has waived or agreed to waive any current or future emoluments from the Company.

9.8.4 (7) The Company has issued equity securities for cash in the period under review.

The Company is a stand-alone entity therefore Listing Rules 9.8.4 (8) and 9.8.4 (9) are not applicable.

9.8.4 (10) There were no contracts of significance subsisting during the period under review to which the Company is a party and in which a Director of the Company is or was materially interested; or between the Company and a controlling shareholder.

9.8.4 (11) This provision is not applicable to the Company.

9.8.4 (12) and (13) There were no arrangements under which a shareholder has waived or agreed to waive any dividends or future dividends.

9.8.4 (14) This provision is not applicable to the Company.

For and on behalf of the Board

**KEVIN MAYGER**

BlackRock Investment Management (UK) Limited  
Company Secretary  
12 January 2022

# Glossary

## Alternative performance measure (APM)

An APM is a measure of performance or financial position that is not defined in applicable accounting standards and cannot be directly derived from the financial statements.

The Company's APMs are set out below and are cross-referenced where relevant to the financial inputs used to derive them as contained in other sections of the Annual Financial report.

## Benchmark

The Company's Benchmark Index, used for performance comparative purposes is the FTSE All-Share Index calculated in Sterling terms with dividends reinvested.

Benchmark Index outperformance/underperformance is measured by comparing the Company's net asset value return (NAV) total return with the performance of the Benchmark Index on a total return basis.

As at 31 October 2021, the Company's NAV total return was 30.4% (31 October 2020: -16.7%) and the total return of the Benchmark Index was 35.4% (31 October 2020: -18.6%), therefore the Company's underperformance of the Benchmark Index was 5.0% (31 October 2020: outperformance of 1.9%).

## Closed-end company

An investment trust works along the same lines as a unit trust, in that it pools money from investors which is then managed on a collective basis. The main difference is that an investment trust is a company listed on the Stock Exchange and, in most cases, trading takes place in shares which have already been issued, rather than through the creation or redemption of units. As the number of shares which can be issued or cancelled at any one time is limited, and requires the approval of existing shareholders, investment trusts are known as closed-end funds or companies. This means that investment trusts are not subject to the same liquidity constraints as open ended funds and can therefore invest in less liquid investments.

## Discount and premium\*

Investment trust shares can frequently trade at a discount to NAV. This occurs when the share price (based on the mid-market share price) is less than the NAV and investors may therefore buy shares at less than the value attributable to them by reference to the underlying assets. The discount is the difference between the share price and the NAV, expressed as a percentage of the NAV. For example, if the share price was 365p and the NAV 370p, the discount would be 1.4%.

A premium occurs when the share price (based on the mid-market share price) is more than the NAV and investors would therefore be paying more than the value attributable to the shares by reference to the underlying assets. As at 31 October 2021, the share price was 191.00p (31 October

2020: 162.50p) and the NAV was 203.13p (31 October 2020: 161.70p), therefore the discount was 6.0% (31 October 2020: premium of 0.5%) (please see note 9 of the financial statements for the inputs to the calculation).

Discounts and premiums are mainly the consequence of supply and demand for the shares on the stock market.

## Gearing and borrowings\*

Investment companies can borrow to purchase additional investments. This is called 'gearing'. It allows investment companies to take advantage of a long-term view on a sector or to take advantage of a favourable situation or a particularly attractive stock without having to sell existing investments.

Gearing works by magnifying a company's performance. If a company 'gears up' and then markets rise and returns on the investments outstrip the costs of borrowing, the overall returns to investors will be even greater. But if markets fall and the performance of the assets in the portfolio is poor, then losses suffered by the investor will also be magnified.

The Company may achieve gearing through borrowings or the effect of gearing through an appropriate balance of equity capital and borrowings.

Gearing is calculated in line with AIC guidelines and represents net gearing. This is defined as total assets of the Company less current liabilities (excluding bank overdrafts), less any cash or cash equivalents held minus total shareholders' funds, divided by total shareholders' funds. Cash and cash equivalents are defined by the AIC as net current assets or net current liabilities (as relevant). To the extent that the Company has net current liabilities, the net current liabilities total is added back to the total assets of the Company to calculate the numerator in this equation. The calculation and the various inputs are set out in the following table.

Net gearing calculation	Page	31 October 2021 £'000	31 October 2020 £'000	
Net assets	75	43,468	36,401	(a)
Borrowings	75	4,000	4,000	(b)
<b>Total assets (a + b)</b>		<b>47,468</b>	<b>40,401</b>	<b>(c)</b>
Current assets <sup>1</sup>	75	1,697	2,791	(d)
Current liabilities (excluding borrowings)	75	(309)	(1,406)	(e)
Cash and cash equivalents (d + e)		1,388	1,385	(f)
<b>Net gearing figure (g = (c - f - a) / a)</b>		<b>6.0%</b>	<b>7.2%</b>	<b>(g)</b>

<sup>1</sup> Includes cash at bank and the Company's investment in BlackRock's Institutional Cash Series plc – Sterling Liquid Environmentally Aware Fund.

\* Alternative performance measures.

## Leverage

Leverage is defined in the AIFM Directive as “any method by which the AIFM increases the exposure of an AIF it manages whether through borrowing of cash or securities, or leverage embedded in derivative positions or by any other means”.

Leverage is measured in terms of ‘exposure’ and is expressed as a ratio of net asset value:

$$\text{Leverage ratio} = \frac{\text{Total assets}}{\text{Net assets}}$$

The Directive sets out two methodologies for calculating exposure. These are the Gross Method and the Commitment Method. The treatment of cash and cash equivalent balances in terms of calculating what constitutes an “exposure” under AIFMD differs for these two methods. The definitions for calculating the Gross Method exposures require that “the value of any cash and cash equivalents which are highly liquid investments held in the base currency of the AIF, that are readily convertible to a known amount of cash, are subject to an insignificant risk of change in value and provide a return no greater than the rate of a three-month high quality government bond” should be excluded from exposure calculations.

## NAV and share price return (Return with dividends reinvested)\*

Performance statistics enable the investor to make performance comparisons between investment trusts with different dividend policies. The performance measures the combined effect of any dividends paid, together with the rise or fall in the share price or NAV. This is calculated by the movement in the share price or NAV plus the dividends paid by the Company assuming these are reinvested in the Company at the prevailing NAV/Share price (please see note 83 of the financial statements for the audited inputs to the calculations).

NAV performance	Page	31 October 2021 £'000	31 October 2020 £'000	
Closing NAV per share (pence)	83	203.13	161.70	
Add back interim and final dividends (pence)	82	7.20	7.20	
Effect of dividend reinvestment (pence)		0.51	(1.22)	
Adjusted closing NAV (pence)		210.84	167.68	(a)
Opening NAV per share (pence)	83	161.70	201.30	(b)
<b>NAV total return (c = ((a - b)/b)) (%)</b>		<b>30.4</b>	<b>(16.7)</b>	<b>(c)</b>

Share price performance	Page	31 October 2021 £'000	31 October 2020 £'000	
Closing share price (pence)	83	191.00	162.50	
Add back interim and final dividends (pence)	82	7.20	7.20	
Effect of dividend reinvestment (pence)		0.44	(1.01)	
Adjusted closing share price (pence)		198.64	168.69	(a)
Opening share price (pence)	83	162.50	198.00	(b)
<b>Share price total return (c = ((a - b)/b)) (%)</b>		<b>22.2</b>	<b>(14.8)</b>	<b>(c)</b>

## Net asset value per share (Capital only NAV)\*

The capital only NAV is a popular point of reference when comparing a range of investment trusts. This NAV focuses on the value of the Company’s assets disregarding the current period revenue income, on the basis that most trusts will distribute substantially all of their income in any financial period. It is also the measure adopted by the Association of Investment Companies for preparation of statistical data. It is calculated by dividing ‘equity shareholders’ funds’ (excluding current period revenue) by the total number of ordinary shares in issue.

As at 31 October 2021, equity shareholders’ funds less the current year net revenue return (after interim dividends) amounted to £42,477,000 (31 October 2020: £35,753,000) and there were 21,398,842 (31 October 2020: 22,511,625) ordinary shares in issue (excluding treasury shares); therefore the capital only NAV was 198.50 pence (31 October 2020: 158.82 pence).

Equity shareholders’ funds (excluding current period revenue) of £42,477,000 are calculated by deducting from the Company’s net assets (£43,468,000) its current period revenue (£1,557,000) and adding back the interim dividend (£566,000).

## Net asset value per share (Cum income NAV)

This is the value of the Company’s assets attributable to one ordinary share. It is calculated by dividing ‘equity shareholders’ funds’ by the total number of ordinary shares in issue (excluding treasury shares). For example, as at 31 October 2021, equity shareholders’ funds were worth £43,468,000 (31 October 2020: £36,401,000) and there were 21,398,842 (31 October 2020: 22,511,625) ordinary shares in issue (excluding treasury shares); the undiluted NAV was therefore 203.13 pence (31 October 2020: 161.70 pence) per ordinary share (please see note 9 of the financial statements for the audited inputs to the calculations).

\* Alternative performance measures.

# Glossary

continued

Equity shareholders' funds are calculated by deducting from the Company's total assets, its current and long-term liabilities and any provision for liabilities and charges.

## Ongoing charges ratio\*

$$\text{Ongoing charges (\%)} = \frac{\text{Annualised ongoing charges}}{\text{Average undiluted net asset value in the period}}$$

Ongoing charges are those expenses of a type which are likely to recur in the foreseeable future, whether charged to capital or revenue, and which relate to the operation of the investment company as a collective fund. Ongoing charges are based on costs incurred in the year as being the best estimate of future costs and include the annual management fees.

As recommended by the AIC in its guidance, ongoing charges are the Company's management fee and all other operating expenses (excluding finance costs, direct transaction costs, custody transaction charges, VAT recovered, taxation and certain non-recurring items) expressed as a percentage of the average daily net assets of the Company during the year.

The inputs that have been used to calculate the ongoing charges percentage are set out in the following table.

Ongoing charges calculation	Page	31 October 2021 £'000	31 October 2020 £'000	
Management fee	79	240	237	
Other operating expenses	80	284	259	
Total management fee and other operating expenses		524	496	(a)
Average net assets in the year		43,153	41,631	(b)
<b>Ongoing charges (c = a/b)</b>		<b>1.21%</b>	<b>1.19%</b>	<b>(c)</b>

## Quoted securities and unquoted securities

Securities that trade on an exchange for which there is a publicly quoted price. Unquoted securities are financial securities that do not trade on an exchange and for which there is not a publicly quoted price.

## Revenue profit and revenue reserves

Revenue profit is the net revenue income earned after deduction of fees and expenses allocated to the revenue account and taxation suffered by the Company. Revenue reserves is the undistributed income that the Company keeps as reserves. Investment trusts do not have to distribute all the income they generate, after expenses. They may retain

up to 15% of revenue generated which will be held in a revenue reserve. This reserve can be used at a later date to supplement dividend payments to shareholders.

## Treasury shares

Treasury shares are shares that a company keeps in its own treasury which are not currently issued to the public. These shares do not pay dividends, have no voting rights and are not included in a company's total issued share capital amount for calculating percentage ownership. Treasury stock may have come from a repurchase or buy back from shareholders, or it may never have been issued to the public in the first place. Treasury shares may be reissued from treasury to the public to meet demand for a company's shares in certain circumstances.

## Yield\*


The yield is the amount of cash (in percentage terms) that is returned to the owners of the security, in the form of interest or dividends received from it, as a percentage of share price. Normally, it does not include the price variations, distinguishing it from performance (with dividends reinvested).

	31 October 2021	31 October 2020	
Interim and final dividends paid/payable (pence) <sup>1</sup>	7.20	7.20	(a)
Ordinary share price (pence)	191.00	162.50	(b)
<b>Yield c = (a/b)(%)</b>	<b>3.8%</b>	<b>4.4%</b>	<b>(c)</b>

<sup>1</sup> Comprising dividends declared/paid for the twelve months to 31 October.

\* Alternative performance measures.







# Annual general meeting



We took part in the IPO of online retailer Moonpig in February. The company has built an enviable position in the UK greeting card market and saw exceptional growth during the pandemic.

PHOTO COURTESY OF MOONPIG

# Notice of annual general meeting

Notice is hereby given that the Annual General Meeting of BlackRock Income and Growth Investment Trust plc will be held at the offices of BlackRock at 12 Throgmorton Avenue, London EC2N 2DL on Tuesday, 8 March 2022 at 12.00 noon for the purpose of considering and, if thought fit, passing the following resolutions (which will be proposed in the case of resolutions 1 to 10, as ordinary resolutions and, in the case of resolutions 11 to 13, as special resolutions).

## Ordinary business

1. To receive the report of the Directors of the Company and the financial statements for the year ended 31 October 2021, together with the report of the Auditor thereon.
2. To approve the Directors' Remuneration Report for the year ended 31 October 2021.
3. To approve a final dividend for the year ended 31 October 2021 of 4.60 pence per ordinary share in the capital of the Company.
4. To re-elect Mr Graeme Proudfoot as a Director.
5. To re-elect Mr Nicholas Gold as a Director.
6. To re-elect Mr Charles Worsley as a Director.
7. To re-elect Mrs Winifred Robbins as a Director.
8. To reappoint Deloitte LLP as Auditor to the Company to hold office until the conclusion of the next Annual General Meeting of the Company.
9. To authorise the Audit Committee to determine the Auditor's remuneration.

## Special business

### Ordinary resolutions

10. That, in substitution for all existing authorities, the Directors of the Company be and they are hereby generally and unconditionally authorised pursuant to Section 551 of the Companies Act 2006 (the Act), to exercise all the powers of the Company to allot relevant securities in the Company (as defined in that section) up to an aggregate nominal amount of £70,360.23, (being 33% of the aggregate nominal amount of the issued ordinary share capital, excluding treasury shares, of the Company at the date of this notice) provided this authority shall (unless previously revoked) expire at the conclusion of the Company's Annual General Meeting to be held in 2023, but the Company shall be entitled to make offers or agreements before the expiry of this authority which would or might require relevant securities to be allotted after such expiry and the Directors may allot such securities pursuant to any such offer or agreement as if the authority conferred hereby had not expired.

### Special resolutions

11. That, in substitution for all existing authorities and subject to the passing of resolution 10, the Directors of the Company be and are hereby empowered pursuant to Sections 570 and 573 of the Companies Act 2006 (the Act) to allot equity securities (as defined in Section 560 of the Act) and to sell equity securities held by the Company as treasury shares (as defined in Section 724 of the Act) for cash pursuant to the authority granted by the resolution numbered 10, as if Section 561(1) of the Act did not apply to any such allotments and sales of equity securities, provided that this power:
  - (a) shall expire at the conclusion of the next Annual General Meeting of the Company to be held in 2023, except that the Company may before such expiry make offers or agreements which would or might require equity securities to be allotted or sold after such expiry and notwithstanding such expiry the Directors may allot and sell equity securities in pursuance of such offers or agreements;
  - (b) shall be limited to the allotment of equity securities and/or the sale of equity securities held in treasury for cash up to an aggregate nominal amount of £70,360.23 (representing 33% of the aggregate nominal amount of the issued ordinary share capital, excluding treasury shares, of the Company at the date of this notice); and
  - (c) shall be limited to the allotment of equity securities and/or sale of equity securities held in treasury at a price not less than the net asset value per ordinary share as close as practicable to the allotment or sale.
12. That, in substitution for the Company's existing authority to make market purchases of ordinary shares of 1p each in the Company (Ordinary Shares), the Company be and is hereby generally and, subject as hereinafter appears, unconditionally authorised in accordance with Section 701 of the Companies Act 2006 (the Act) to make market purchases of Ordinary Shares (within the meaning of Section 693 of the Act), provided that:
  - (a) the maximum number of Ordinary Shares hereby authorised to be purchased shall be 3,196,060 or, if less, the number of Ordinary Shares which is equal to 14.99% of the Company's issued Ordinary Share capital (excluding treasury shares) as at 11 January 2022, or, if different, the number of shares in issue upon the passing of this resolution;
  - (b) the minimum price (exclusive of expenses) which may be paid for any such Ordinary Share shall be 1p being the nominal value per share;



- (c) the maximum price (exclusive of expenses) which may be paid for any such Ordinary Share shall be the higher of: (i) 105% of the average of the middle market quotations (as derived from the Official List) of the Ordinary Shares for the five dealing days prior to the date on which the market purchase is made and (ii) the higher of the price quoted for (a) the last independent trade of and (b) the highest current independent bid for, any number of Ordinary Shares on the trading venue where the purchase is carried out; and
- (d) unless renewed, the authority hereby conferred shall expire at the conclusion of the next Annual General Meeting of the Company in 2023 save that the Company may, prior to such expiry, enter into a contract to purchase Ordinary Shares under the authority hereby conferred and may make a purchase of Ordinary Shares pursuant to any such contract notwithstanding such expiry.

All Ordinary Shares purchased pursuant to the above authority shall be either:

- (i) held, sold, transferred or otherwise dealt with as treasury shares in accordance with the provisions of the Act; or
- (ii) cancelled immediately upon completion of the purchase.

13. That, the period of notice required for general meetings of the Company (other than Annual General Meetings) shall be not less than 14 clear days' notice.

By order of the Board

For and on behalf of the Board

**KEVIN MAYGER**

BlackRock Investment Management (UK) Limited  
Company Secretary  
12 January 2022

Registered Office:  
12 Throgmorton Avenue  
London EC2N 2DL

# Notice of annual general meeting

continued

Notes:

1. A member entitled to attend and vote at the meeting convened by the above Notice is entitled to appoint one or more proxies to exercise all or any of the rights of the member to attend, speak and vote in his place. A proxy need not be a member of the Company. If a member appoints more than one proxy to attend the meeting, each proxy must be appointed to exercise the rights attached to a different share or shares held by the member.
2. To appoint a proxy you may use the form of proxy enclosed with this document. To be valid, the form of proxy, together with the power of attorney or other authority (if any) under which it is signed or a notarially certified or office copy of the same, must be completed and returned to the office of the Company's registrar in accordance with the instructions printed thereon as soon as possible and in any event by not later than 12.00 noon on Friday, 4 March 2022. Amended instructions must also be received by the Company's registrar by the deadline for receipt of forms of proxy. Alternatively, you can vote or appoint a proxy electronically by visiting [www.eproxyappointment.com](http://www.eproxyappointment.com). You will be asked to enter the Control Number, the Shareholder Reference Number and PIN which are printed on the form of proxy. The latest time for the submission of proxy votes electronically is 12.00 noon on 4 March 2022.
3. Proximity Voting – if you are an institutional investor you may also be able to appoint a proxy electronically via the Proximity platform, a process which has been agreed by the Company and approved by the Registrar. For further information regarding Proximity, please go to [www.proximity.io](http://www.proximity.io). Your proxy must be lodged by 12.00 noon on Friday, 4 March 2022 in order to be considered valid. Before you can appoint a proxy via this process you will need to have agreed to Proximity's associated terms and conditions. It is important that you read these carefully as you will be bound by them and they will govern the electronic appointment of your proxy.
4. Completion and return of the form of proxy will not prevent a member from attending the meeting and voting in person. If you have appointed a proxy and attend the meeting in person, your proxy appointment will automatically be terminated.
5. Any person receiving a copy of this Notice as a person nominated by a member to enjoy information rights under Section 146 of the Companies Act 2006 (a Nominated Person) should note that the provisions in Notes 1 and 2 above concerning the appointment of a proxy or proxies to attend the meeting in place of a member, do not apply to a Nominated Person as only ordinary shareholders have the right to appoint a proxy. However, a Nominated Person may have a right under an agreement between the Nominated Person and the member by whom he or she was nominated to be appointed, or to have someone else appointed, as proxy for the meeting. If a Nominated Person has no such proxy appointment right or does not wish to exercise it, he/she may have a right under such agreement to give instructions to the member as to the exercise of voting rights at the meeting.
6. Nominated persons should also remember that their main point of contact in terms of their investment in the Company remains the member who nominated the Nominated Person to enjoy the information rights (or perhaps the custodian or broker who administers the investment on their behalf). Nominated Persons should continue to contact that member, custodian or broker (and not the Company) regarding any changes or queries relating to the Nominated Person's personal details and interest in the Company (including any administrative matter). The only exception to this is where the Company expressly requests a response from the Nominated Person.
7. Pursuant to regulation 41 of the Uncertificated Securities Regulations 2001, only ordinary shareholders registered in the register of members of the Company by not later than 6.00 p.m. two days prior to the time fixed for the meeting shall be entitled to attend and vote at the meeting in respect of the number of shares registered in their name at such time. If the meeting is adjourned, the time by which a person must be entered on the register of members of the Company in order to have the right to attend and vote at the adjourned meeting is 6.00 p.m. two days prior to the time of the adjournment. Changes to the register of members after the relevant times shall be disregarded in determining the rights of any person to attend and vote at the meeting.
8. In the case of joint holders, the vote of the senior holder who tenders a vote whether in person or by proxy shall be accepted to the exclusion of the votes of the other joint holders and, for this purpose, seniority will be determined by the order in which the names stand in the register of members of the Company in respect of the relevant joint holding.
9. Shareholders who hold their shares electronically may submit their votes through CREST, by submitting the appropriate and authenticated CREST message so as to be received by the Company's registrar by not later than 48 hours before the start of the meeting. Instructions on how to vote through CREST can be found by accessing the following website: [euroclear.com/CREST](http://euroclear.com/CREST). Shareholders are advised that CREST and the internet are the only methods by which completed proxies can be submitted electronically.
10. If you are a CREST system user (including a CREST personal member) you can appoint one or more proxies or give an instruction to a proxy by having an appropriate CREST message transmitted. To appoint one or more proxies or to give an instruction to a proxy (whether previously appointed or otherwise) via the CREST system, CREST messages must be received by Computershare (ID number 3RA50) not later than 48 hours before the start of the meeting. For this purpose, the time of receipt will be taken to be the time (as determined by the timestamp generated by the CREST system) from which Computershare is able to retrieve the message. CREST personal members or other CREST sponsored members should contact their CREST sponsor for assistance with appointing proxies via CREST. For further information on CREST procedures, limitations and system timings please refer to the CREST manual. The Company may treat as invalid a proxy appointment sent by CREST in the circumstances set out in Regulation 35(5)(a) of the Uncertificated Securities Regulations 2001.
11. If the Chairman, as a result of any proxy appointments, is given discretion as to how the votes subject of those proxies are cast and the voting rights in respect of those discretionary proxies, when added to the interest in the Company's securities already held by the Chairman, result in the Chairman holding such number of voting rights that he has a notifiable obligation under the Disclosure Guidance and Transparency Rules, the Chairman will make the necessary notifications to the Company and the Financial Conduct Authority. As a result, any member holding 3% or more of the voting rights in the Company, who grants the Chairman a discretionary proxy in respect of some or all of those voting rights and so would otherwise have a notification obligation under the Disclosure Guidance and Transparency Rules, need not make a separate notification to the Company and the Financial Conduct Authority.
12. Any question relevant to the business of the meeting may be asked at the meeting by anyone permitted to speak at the meeting. A shareholder may alternatively submit a question in advance by a letter addressed to the Company Secretary at the Company's registered office. Under Section 319A of the Companies Act 2006, the Company must answer any

question a shareholder asks relating to the business being dealt with at the meeting, unless (i) answering the question would interfere unduly with the preparation for the meeting or involve the disclosure of confidential information; (ii) the answer had already been given on a website in the form of an answer to a question; or (iii) it is undesirable in the interests of the Company or the good order of the meeting that the question be answered.

13. Any corporation which is a member can appoint one or more corporate representatives who may exercise on its behalf all of its powers as a member provided that, if it is appointing more than one corporate representative, it does not do so in relation to the same shares. It is therefore no longer necessary to nominate a designated corporate representative. Representatives should bring to the meeting evidence of their appointment, including any authority under which it is signed.
14. Under Section 527 of the Companies Act 2006, members meeting the threshold requirements set out in that section have the right to require the Company to publish on a website a statement setting out any matter relating to:
  - (i) the audit of the Company's accounts (including the Auditor's report and the conduct of the audit) that are laid before the meeting; or
  - (ii) any circumstance connected with an Auditor of the Company ceasing to hold office since the previous meeting at which annual accounts and reports were laid in accordance with Section 437 of the Companies Act 2006.

The Company may not require the members requesting any such website publication to pay its expenses in complying with Sections 527 or 528 of the Companies Act 2006. Where the Company is required to place a statement on a website under Section 527 of the Companies Act 2006, it must forward the statement to the Company's Auditor not later than the time when it makes the statement available on the website. The business which may be dealt with at the meeting includes any statement that the Company has been required under Section 527 of the Companies Act 2006 to publish on a website.

15. Under Sections 338 and 338A of the Companies Act 2006, members meeting the threshold requirements in those sections have the right to require the Company:
  - (i) to give, to members of the Company entitled to receive notice of the meeting, notice of a resolution which may properly be moved and is intended to be moved at the meeting; and/or
  - (ii) to include in the business to be dealt with at the meeting any matter (other than a proposed resolution) which may be properly included in the business.

A resolution may properly be moved or a matter may properly be included in the business unless:

- (a) (in the case of a resolution only) it would, if passed, be ineffective (whether by reason of inconsistency with any enactment or the Company's constitution or otherwise);
- (b) it is defamatory of any person; or
- (c) it is frivolous or vexatious.

Such a request may be in hard copy form or in electronic form, and must identify the resolution of which notice is to be given or the matter to be included in the business, must be authorised by the person or persons making it, must be received by the Company not later than 24 January 2022, being the date six clear weeks before the meeting, and (in the case of a matter to be included in the business only) must be accompanied by a statement setting out the grounds for the request.

16. As at the date of this report, the Company's issued share capital comprised 21,321,283 ordinary shares of 1p each, excluding shares held in treasury. Each ordinary share carries the right to one vote and therefore the total voting rights in the Company as at the date of this report are 21,321,283.
17. Further information regarding the meeting which the Company is required by Section 311A of the Companies Act 2006 to publish on a website in advance of the meeting (including this Notice), can be accessed at [www.blackrock.com/uk/brig](http://www.blackrock.com/uk/brig).
18. No service contracts exist between the Company and any of the Directors, who hold office in accordance with letters of appointment and the Articles of Association.

# Share fraud warning

Be ScamSmart



## Investment scams are designed to look like genuine investments



### Spot the warning signs

Have you been:

- contacted out of the blue
- promised tempting returns and told the investment is safe
- called repeatedly, or
- told the offer is only available for a limited time?

If so, you might have been contacted by fraudsters.

### Avoid investment fraud

**1 Reject cold calls**

If you've received unsolicited contact about an investment opportunity, chances are it's a high risk investment or a scam. You should treat the call with extreme caution. The safest thing to do is to hang up.

**2 Check the FCA Warning List**

The FCA Warning List is a list of firms and individuals we know are operating without our authorisation.

**3 Get impartial advice**

Think about getting impartial financial advice before you hand over any money. Seek advice from someone unconnected to the firm that has approached you.

### Report a scam

If you suspect that you have been approached by fraudsters please tell the FCA using the reporting form at [www.fca.org.uk/consumers](http://www.fca.org.uk/consumers). You can also call the FCA Consumer Helpline on **0800 111 6768**

If you have lost money to investment fraud, you should report it to Action Fraud on 0300 123 2040 or online at [www.actionfraud.police.uk](http://www.actionfraud.police.uk)

Find out more at [www.fca.org.uk/scamsmart](http://www.fca.org.uk/scamsmart)

**Remember: if it sounds too good to be true, it probably is!**

SGN001

Printed by Park Communications on FSC® certified paper.

Park works to the EMAS standard and its Environmental Management System is certified to ISO 14001.

This publication has been manufactured using 100% offshore wind electricity sourced from UK wind.

100% of the inks used are vegetable oil based, 95% of press chemicals are recycled for further use and, on average 99% of any waste associated with this production will be recycled and the remaining 1% used to generate energy.

This document is printed on paper made of material from well-managed FSC®-certified forests and other controlled sources



