

# iShares Global Aggregate 1-5 Year Bond Index Fund (IE)

**iShares**  
by BlackRock

## Class D Hedged U.S. Dollar BlackRock Fixed Income Dublin Funds Plc

March 2024

Unless otherwise stated, Performance, Portfolio Breakdowns and Net Asset information as at: 31-Mar-2024.

### INVESTMENT OBJECTIVE

The Fund aims to achieve a return on your investment, through a combination of capital growth and income on the Fund's assets, which reflects the return of the Bloomberg Barclays Global Aggregate 1-5 Year Index, the Fund's benchmark index (Index). The Fund aims to invest as far as possible and practicable in the fixed income (FI) securities (such as bonds) that make up the Index. It is intended that, at the time of purchase, the FI securities will have received a credit rating of at least investment grade (i.e. meet a specified level of creditworthiness) from any one of Moody's, Standard & Poor's or Fitch Ratings or are deemed, by the investment manager, to be of an equivalent rating. If the credit rating of a FI security is downgraded, the Fund may continue to hold this, until it is practicable to sell the position.

### CUMULATIVE & ANNUALISED PERFORMANCE

	CUMULATIVE (%)					ANNUALISED (% p.a.)		
	1m	3m	6m	YTD	1y	3y	5y	S.I.
<b>Fund</b>	0.44	0.35	3.32	0.35	3.78	-	-	0.03
<b>Benchmark</b>	-	-	-	-	-	-	-	-
<b>Share Class [Max IC Applied]</b>	-2.58	-2.66	0.22	-2.66	0.67	-	-	-1.14
<b>Base Share Class</b>	0.18	-1.53	3.71	-1.53	1.08	-	-	-0.31
<b>Base Share Class [Max IC applied]</b>	-2.82	-4.49	0.60	-4.49	-1.96	-	-	-0.80

### CALENDAR YEAR PERFORMANCE

	2019	2020	2021	2022	2023
<b>Fund</b>	-	-	-	-4.46	5.07
<b>Benchmark</b>	-	-	-	-	-

The base share class currency is as indicated in the "Key Facts" section. For hedged currency share classes only, the benchmark reflected is in the base currency.



Morningstar, Inc. All Rights Reserved.

### KEY FACTS

**Asset Class :** Fixed Income

**Benchmark :** BBG Global Aggregate 1-5 Year Index (USD)

**Fund Inception Date :** 14-Dec-2017

**Share Class Inception Date :** 27-Aug-2021

**Fund Base CCY :** USD

**Share Class Currency :** USD

**Net Assets (mil) :** 1,292.76 USD

**Morningstar Category :** -

**ISIN :** IE0007SUF6S0

**Bloomberg Ticker :** -

### FEES AND CHARGES\*

**Initial Charge :** 0.00%

**Annual Management Fee :** 0.14%

\*For Fee details, please refer to the Fund Prospectus.

### PORTFOLIO CHARACTERISTICS

**Effective Duration :** 2.67 yrs

**Average Weighted Maturity :** 2.86

**Yield To Maturity :** 3.67%

**Number of Holdings :** 3,353

### PORTFOLIO MANAGERS

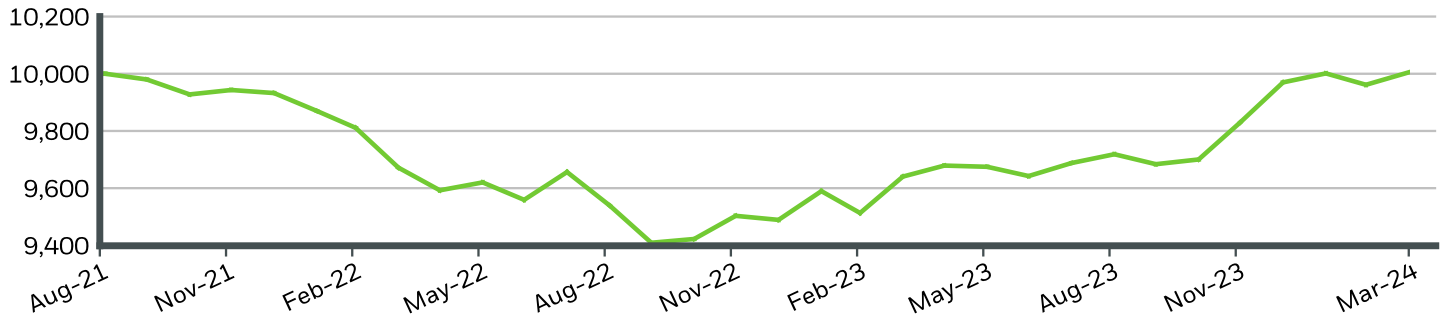
Tristan Hockin

PortSols RATES LON GFI-EU Group

# iShares Global Aggregate 1-5 Year Bond Index Fund (IE)

## Class D Hedged U.S. Dollar BlackRock Fixed Income Dublin Funds Plc

### GROWTH OF 10,000 SINCE LAUNCH



■ Fund iShares Global Aggregate 1-5 Year Bond Index Fund (IE) Class D Hedged U.S. Dollar  
■ Benchmark BBG Global Aggregate 1-5 Year Index (USD)

### SUSTAINABILITY CHARACTERISTICS

Sustainability Characteristics can help investors integrate non-financial, sustainability considerations into their investment process. These metrics enable investors to evaluate funds based on their environmental, social, and governance (ESG) risks and opportunities. This analysis can provide insight into the effective management and long-term financial prospects of a fund.

The metrics below have been provided for transparency and informational purposes only. The existence of an ESG rating is not indicative of how or whether ESG factors will be integrated into a fund. The metrics are based on MSCI ESG Fund Ratings and, unless otherwise stated in fund documentation and included within a fund's investment objective, do not change a fund's investment objective or constrain the fund's investable universe, and there is no indication that an ESG or Impact focused investment strategy or exclusionary screens will be adopted by a fund. For more information regarding a fund's investment strategy, please see the fund's prospectus.

<b>MSCI ESG Fund Rating (AAA-CCC)</b>	A	<b>MSCI ESG % Coverage</b>	94.18%
<b>MSCI ESG Quality Score (0-10)</b>	6.15	<b>MSCI ESG Quality Score - Peer Percentile</b>	45.58%
<b>Fund Lipper Global Classification</b>	Bond Global USD	<b>Funds in Peer Group</b>	441
<b>MSCI Weighted Average Carbon Intensity (Tons CO2E/\$M SALES)</b>	91.36	<b>MSCI Weighted Average Carbon Intensity % Coverage</b>	36.19%

All data is from MSCI ESG Fund Ratings as of **21 Mar 2024**, based on holdings as of **30 Nov 2023**. As such, the fund's sustainable characteristics may differ from MSCI ESG Fund Ratings from time to time.

To be included in MSCI ESG Fund Ratings, 65% (or 50% for bond funds and money market funds) of the fund's gross weight must come from securities with ESG coverage by MSCI ESG Research (certain cash positions and other asset types deemed not relevant for ESG analysis by MSCI are removed prior to calculating a fund's gross weight; the absolute values of short positions are included but treated as uncovered), the fund's holdings date must be less than one year old, and the fund must have at least ten securities.

### Contact Us

For SG: +65 6411 3000 • [www.blackrock.com/sg](http://www.blackrock.com/sg) • [APACService@BlackRock.com](mailto:APACService@BlackRock.com)

# iShares Global Aggregate 1-5 Year Bond Index Fund (IE)

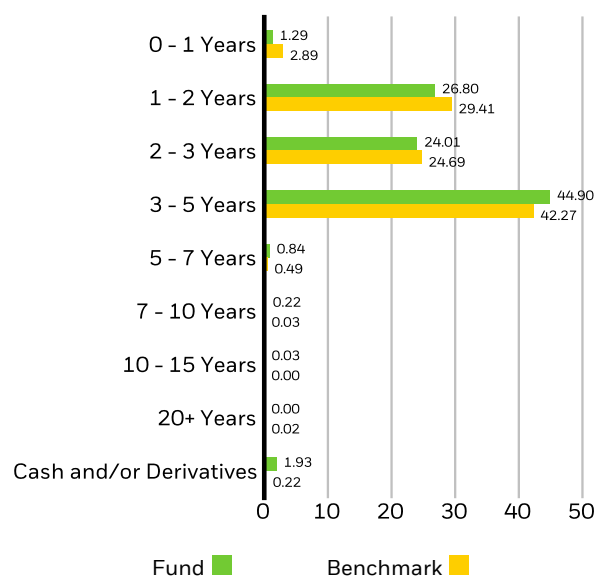


**Class D Hedged U.S. Dollar**  
**BlackRock Fixed Income Dublin Funds Plc**

## TOP 10 HOLDINGS (%)

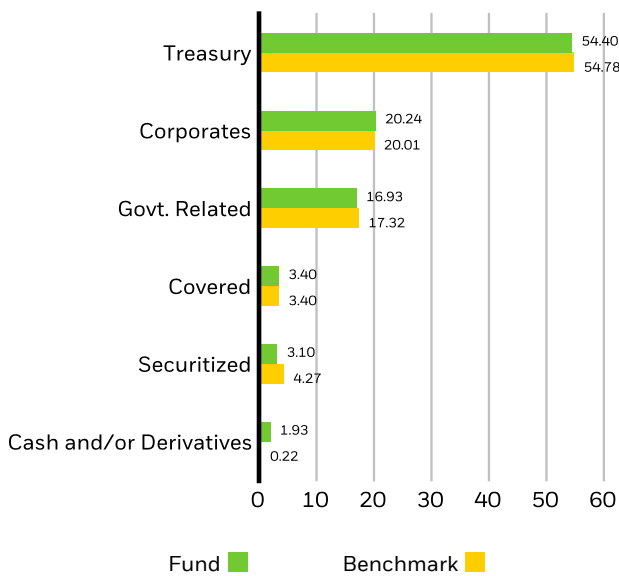
CHINA PEOPLES REPUBLIC OF (GOVERNMENT BOND)	0.89%
1.99 04/09/2025	
CHINA PEOPLES REPUBLIC OF (GOVERNMENT BOND)	0.82%
2.44 10/15/2027	
TREASURY NOTE 4.25 10/15/2025	0.80%
TREASURY NOTE 4.625 02/28/2026	0.65%
TREASURY NOTE 3.875 01/15/2026	0.64%
TREASURY NOTE 4.5 03/31/2026	0.63%
CHINA PEOPLES REPUBLIC OF (GOVERNMENT BOND)	0.61%
2.37 01/20/2027	
AGRICULTURAL DEVELOPMENT BANK OF CHINA (GOVERNMENT BOND)	0.55%
3.63 07/19/2026	
CHINA PEOPLES REPUBLIC OF (GOVERNMENT BOND)	0.53%
2.5 07/25/2027	
JAPAN (GOVERNMENT OF) 10YR #353	0.52%
0.1 12/20/2028	
<b>Total of Portfolio</b>	<b>6.64%</b>

## MATURITY BREAKDOWN (%)



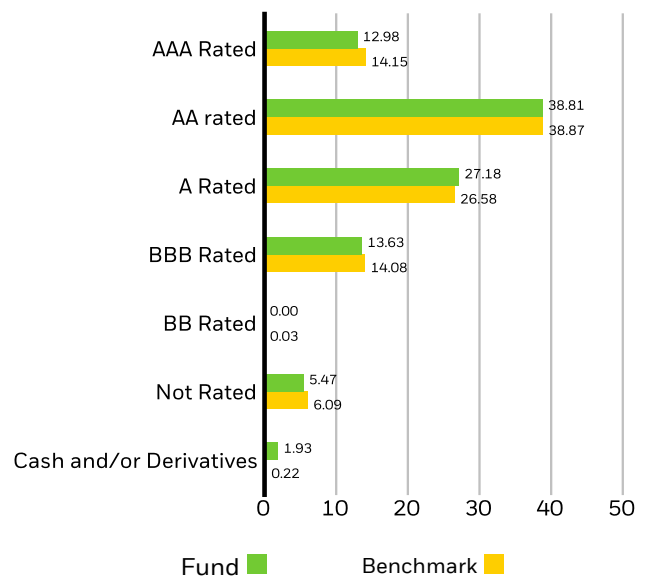
Allocations are subject to change. **Source:** BlackRock

## SECTOR BREAKDOWN (%)



Allocations are subject to change. **Source:** BlackRock

## CREDIT RATINGS (%)



Allocations are subject to change. **Source:** BlackRock

## Contact Us

For SG: +65 6411 3000 • [www.blackrock.com/sg](http://www.blackrock.com/sg) • [APACService@BlackRock.com](mailto:APACService@BlackRock.com)

# iShares Global Aggregate 1-5 Year Bond Index Fund (IE)

**Class D Hedged U.S. Dollar**

**BlackRock Fixed Income Dublin Funds Plc**

**iShares**  
by BlackRock

**MSCI ESG % Coverage:** Percentage of the fund's holdings for which the MSCI ESG ratings data is available. The MSCI ESG Fund Rating, MSCI ESG Quality Score, and MSCI ESG Quality Score - Peer Percentile metrics are displayed for funds with at least 65% coverage.

**Fund Lipper Global Classification:** The fund peer group as defined by the Lipper Global Classification.

**MSCI ESG Quality Score (0-10):** The MSCI ESG Quality Score (0 - 10) for funds is calculated using the weighted average of the ESG scores of fund holdings. The Score also considers ESG Rating trend of holdings and the fund exposure to holdings in the laggard category. MSCI rates underlying holdings according to their exposure to industry specific ESG risks and their ability to manage those risks relative to peers.

**MSCI Weighted Average Carbon Intensity (Tons CO2E/\$M SALES):** Measures a fund's exposure to carbon intensive companies. This figure represents the estimated greenhouse gas emissions per \$1 million in sales across the fund's holdings. This allows for comparisons between funds of different sizes.

**Funds in Peer Group:** The number of funds from the relevant Lipper Global Classification peer group that are also in ESG coverage.

**MSCI ESG Fund Rating (AAA-CCC):** The MSCI ESG Rating is calculated as a direct mapping of ESG Quality Scores to letter rating categories (e.g. AAA = 8.6-10). The ESG Ratings range from leader (AAA, AA), average (A, BBB, BB) to laggard (B, CCC).

**MSCI ESG Quality Score - Peer Percentile:** The fund's ESG Percentile compared to its Lipper peer group.

**MSCI Weighted Average Carbon Intensity % Coverage:** Percentage of the fund's holdings for which MSCI Carbon Intensity data is available. The MSCI Weighted Average Carbon Intensity metric is displayed for funds with any coverage. Funds with low coverage may not fully represent the fund's carbon characteristics given the lack of coverage.

## Contact Us

For SG: +65 6411 3000 • [www.blackrock.com/sg](http://www.blackrock.com/sg) • [APACService@BlackRock.com](mailto:APACService@BlackRock.com)

---

**IMPORTANT INFORMATION:**

Unless otherwise specified, all information as of 22-Apr-2024.

This advertisement or publication has not been reviewed by the Monetary Authority of Singapore. For distributing share classes, dividends are not guaranteed and may be paid out of capital. Dividend data may not be available on the issue date of this factsheet. Details on distribution may be available on request. Payments on dividends result in a reduction of the NAV per share of the Fund on the ex-dividend date. Actual dividend payout will be subject to the manager's discretion. Fund performance is shown on a NAV to NAV basis on the assumption that all distributions are reinvested, taking into account all charges which would have been payable upon such reinvestment. The Fund may use or invest in financial derivatives. In Singapore, this material is issued by BlackRock (Singapore) Limited (company registration number: 200010143N). This material is for informational purposes only and does not constitute an offer or solicitation to purchase or sell units in the Fund. Sources: BlackRock and Morningstar. Investment involves risk. Past performance is not necessarily a guide to future performance or returns. The value of investments and the income from them can fluctuate and is not guaranteed. Rates of exchange may cause the value of investments to go up or down. Investors may not get back the amount they invest. Individual stock price/figure does not represent the return of the Fund. BlackRock Fixed Income Dublin Funds Plc (BFIDF) is an open-ended investment company established in Luxembourg which is available for sale in certain jurisdictions only. BFIDF is not available for sale in the U.S. or to U.S. persons. Product information concerning BFIDF should not be published in the U.S. BFIDF has appointed BlackRock (Singapore) Limited as its Singapore representative and agent for service of process.

Subscriptions in BFIDF are valid only if made on the basis of the current Prospectus and the Product Highlights Sheet available on our website [www.blackrock.com/sg](http://www.blackrock.com/sg) and you must read these documents before you invest. Investors may wish to seek advice from a financial adviser before purchasing units of the Fund. In the event that you choose not to seek advice from a financial adviser, you should consider carefully whether the Fund in question is suitable for you. Any past payout yields and payments are not indicative of future payout yields and payments. Distributions (if any) is not guaranteed and might be changed at the discretion of the Directors or Manager. Distribution may be declared out of income and/or capital of the Fund, in accordance with the prospectus. Such distributions may result in an immediate reduction of the net asset value per unit in the Fund. Some funds may generate a material portion of their payout income from financial derivatives. This may expose the funds to a higher degree of risk. These risks are described in the funds' prospectuses.

© 2024 BlackRock, Inc., All Rights Reserved.

**SUSTAINABILITY CHARACTERISTICS DISCLOSURE:**

Certain information contained herein (the "Information") has been provided by MSCI ESG Research LLC, a RIA under the Investment Advisers Act of 1940, and may include data from its affiliates (including MSCI Inc. and its subsidiaries ("MSCI")), or third party suppliers (each an "Information Provider"), and it may not be reproduced or disseminated in whole or in part without prior written permission. The Information has not been submitted to, nor received approval from, the US SEC or any other regulatory body. The Information may not be used to create any derivative works, or in connection with, nor does it constitute, an offer to buy or sell, or a promotion or recommendation of, any security, financial instrument or product or trading strategy, nor should it be taken as an indication or guarantee of any future performance, analysis, forecast or prediction. Some funds may be based on or linked to MSCI indexes, and MSCI may be compensated based on the fund's assets under management or other measures. MSCI has established an information barrier between equity index research and certain Information. None of the Information in and of itself can be used to determine which securities to buy or sell or when to buy or sell them. The Information is provided "as is" and the user of the Information assumes the entire risk of any use it may make or permit to be made of the Information. Neither MSCI ESG Research nor any Information Party makes any representations or express or implied warranties (which are expressly disclaimed), nor shall they incur liability for any errors or omissions in the Information, or for any damages related thereto. The foregoing shall not exclude or limit any liability that may not by applicable law be excluded or limited.

**Contact Us**

For SG: +65 6411 3000 • [www.blackrock.com/sg](http://www.blackrock.com/sg) • [APACService@BlackRock.com](mailto:APACService@BlackRock.com)