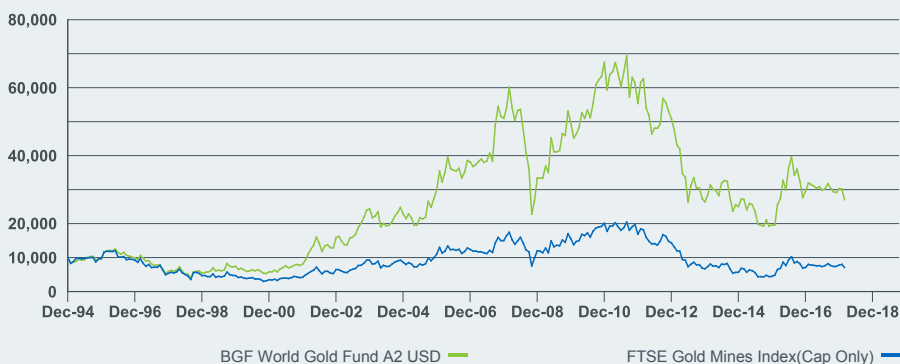


Unless otherwise stated, Performance, Portfolio Breakdowns and Net Asset information as at: 28-Feb-2018. All other data as at 15-Mar-2018.

### INVESTMENT OBJECTIVE

The World Gold Fund seeks to maximise total return. The Fund invests globally at least 70% of its total assets in the equity securities of companies whose predominant economic activity is gold-mining. It may also invest in the equity securities of companies whose predominant economic activity is other precious metal or mineral and base metal or mineral mining. The Fund does not hold physical gold or metal.

### GROWTH OF 10,000 SINCE LAUNCH



### CUMULATIVE & ANNUALISED PERFORMANCE

	Cumulative (%)				Annualised (% p.a.)			
	1 mth	3 mths	6 mths	YTD	1 Year	3 Years	5 years	Since Launch
Share Class	-10.45%	-7.31%	-14.93%	-10.92%	-14.31%	-0.14%	-8.95%	4.38%
Share Class [Max. IC applied]	-14.93%	-11.95%	-19.19%	-15.37%	-18.60%	-1.83%	-9.88%	4.15%
Benchmark	-11.50%	-4.56%	-13.82%	-8.98%	-9.52%	1.95%	-10.05%	-1.49%
Quartile Rank	3	4	4	4	4	N/A	N/A	N/A

The base share class currency is as indicated in the "Key Facts" section. For hedged currency share classes only, the benchmark reflected is in the base currency.

### CALENDAR YEAR PERFORMANCE

	2017	2016	2015	2014	2013
Share Class	2.68%	50.92%	-21.88%	-5.19%	-48.06%
Benchmark	9.11%	59.59%	-21.42%	-15.20%	-53.17%

\*Performance shown from share class launch date to calendar year end.

### RATINGS



Morningstar, Inc. All Rights Reserved.

### KEY FACTS

Asset Class	Equity
Morningstar-Category	Sector Equity Precious Metals
Inception Date	30-Dec-1994
Share Class Launch Date	30-Dec-1994
Fund Base Currency	USD
Share Class Currency	USD
Fund Size (mil)	4,186.69 USD
Benchmark	FTSE Gold Mines Index(Cap Only)
Domicile	Luxembourg
Fund Type	UCITS
ISIN	LU0055631609
Bloomberg Index Ticker	MIGGMFI
Distribution Frequency	Non-Distributing

### PORTFOLIO MANAGERS

Evyr Hambro  
Tom Holl

### TOP HOLDINGS (%)

NEWCREST MINING LTD	9.90
RANDGOLD RESOURCES LTD	8.46
AGNICO EAGLE MINES LTD	7.33
NEWMONT MINING CORP	7.25
FRANCO NEVADA CORP	4.79
NORTHERN STAR RESOURCES LTD	4.53
B2GOLD CORP	4.10
WHEATON PRECIOUS METALS CORP	4.10
FRESNILLO PLC	3.98
GOLDCORP INC	3.93
<b>Total</b>	<b>58.37</b>

Holdings subject to change

## SECTOR BREAKDOWN (%)



Negative weightings may result from specific circumstances (including timing differences between trade and settlement dates of securities purchased by the funds) and/or the use of certain financial instruments, including derivatives, which may be used to gain or reduce market exposure and/or risk management. Allocations are subject to change. Due to rounding, the total may not be equal to 100 %.

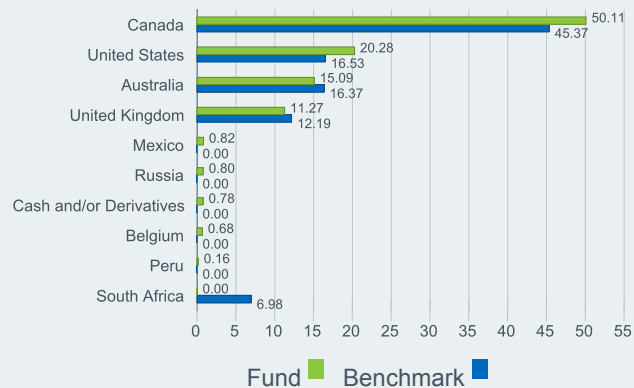
## PORTFOLIO CHARACTERISTICS

Weighted Average Market Capitalisation (millions)	7,630.35 USD
Price to Earnings Ratio	22.42x
Price to Book Ratio	1.46x
3 Years Volatility	34.79
5 Years Volatility	34.56
3 Years Beta	0.83
5 Years Beta	0.83

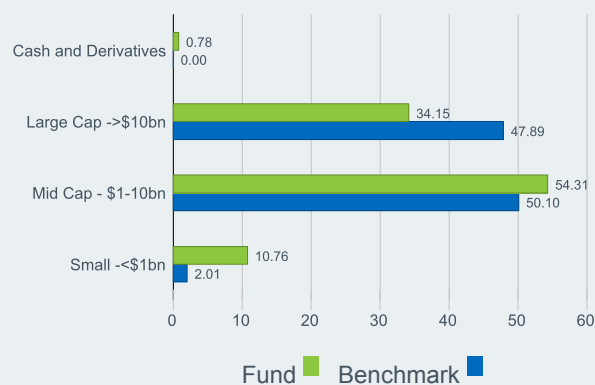
## FEES AND CHARGES

Max Initial Charge (IC)	5.00%
Management Fee	1.75%

## TOP COUNTRIES (%)



## MARKET CAPITALISATION (%)



+65 6411 3000

clientservice.asiapac@blackrock.com

www.blackrock.com/sg

For distributing share classes, dividends are not guaranteed and may be paid out of capital. Dividend data may not be available on the issue date of this factsheet. Details on distribution may be available on request. Payments on dividends result in a reduction of the NAV per share of the Fund on the ex-dividend date. Actual dividend payout will be subject to the manager's discretion. Fund performance is shown on a NAV to NAV basis on the assumption that all distributions are reinvested, taking into account all charges which would have been payable upon such reinvestment. The Fund may use or invest in financial derivatives. In Singapore, this material is issued by BlackRock (Singapore) Limited (company registration number: 200010143N). This material is for informational purposes only and does not constitute an offer or solicitation to purchase or sell units in the Fund. Sources: BlackRock and Morningstar. Investment involves risk. Past performance is not necessarily a guide to future performance or returns. The value of investments and the income from them can fluctuate and is not guaranteed. Rates of exchange may cause the value of investments to go up or down. Investors may not get back the amount they invest. Individual stock price/figure does not represent the return of the Fund. BlackRock Global Funds (BGF) is an open-ended investment company established in Luxembourg which is available for sale in certain jurisdictions only. BGF is not available for sale in the U.S. or to U.S. persons. Product information concerning BGF should not be published in the U.S. BGF has appointed BlackRock (Singapore) Limited as its Singapore representative and agent for service of process.

Subscriptions in BGF are valid only if made on the basis of the current Prospectus and the Product Highlights Sheet available on our website [www.blackrock.com/sg](http://www.blackrock.com/sg) and you must read these documents before you invest. Investors may wish to seek advice from a financial adviser before purchasing units of the Fund. In the event that you choose not to seek advice from a financial adviser, you should consider carefully whether the Fund in question is suitable for you. © 2018 BlackRock, Inc., All Rights Reserved.