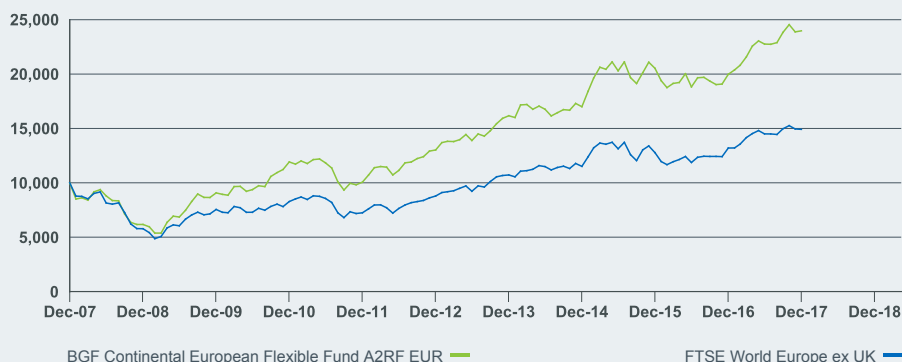


Unless otherwise stated, Performance, Portfolio Breakdowns and Net Asset information as at: 31-Dec-2017. All other data as at 18-Jan-2018.

INVESTMENT OBJECTIVE

The Continental European Flexible Fund seeks to maximise total return. The Fund invests at least 70% of its total assets in the equity securities of companies domiciled in, or exercising the predominant part of their economic activity in Europe excluding the UK. The Fund normally invests in securities that, in the opinion of the Investment Adviser, exhibit either growth or value investment characteristics, placing an emphasis as the market outlook warrants.

GROWTH OF 10,000 FOR PAST 10 YEARS



CUMULATIVE & ANNUALISED PERFORMANCE

	Cumulative (%)				Annualised (% p.a.)			
	1 mth	3 mths	6 mths	YTD	1 Year	3 Years	5 years	Since Launch
Share Class	0.40%	0.61%	5.34%	20.00%	20.00%	12.15%	12.99%	9.92%
Share Class [Max. IC applied]	-4.62%	-4.42%	0.08%	14.00%	14.00%	10.25%	11.83%	9.73%
Benchmark	-0.24%	-0.35%	2.88%	13.01%	13.01%	9.01%	11.17%	8.13%
Quartile Rank	1	2	1	1	1	N/A	N/A	N/A

The base share class currency is as indicated in the "Key Facts" section. For hedged currency share classes only, the benchmark reflected is in the base currency.

CALENDAR YEAR PERFORMANCE

	2017	2016	2015	2014	2013
Share Class	20.00%	-2.68%	20.78%	5.13%	24.17%
Benchmark	13.01%	3.35%	10.92%	7.38%	22.04%

*Performance shown from share class launch date to calendar year end.

RATINGS



Morningstar, Inc. All Rights Reserved.

KEY FACTS

Asset Class	Equity
Morningstar Category	Europe ex-UK Large-Cap Equity
Inception Date	24-Nov-1986
Share Class Launch Date	24-Nov-1986
Fund Base Currency	EUR
Share Class Currency	EUR
Fund Size (mil)	3,711.62 EUR
Benchmark	FTSE World Europe ex UK
Domicile	Luxembourg
Fund Type	UCITS
ISIN	LU0224105477
Bloomberg Index Ticker	MIGOEAE
Distribution Frequency	Non-Distributing

PORTFOLIO MANAGERS

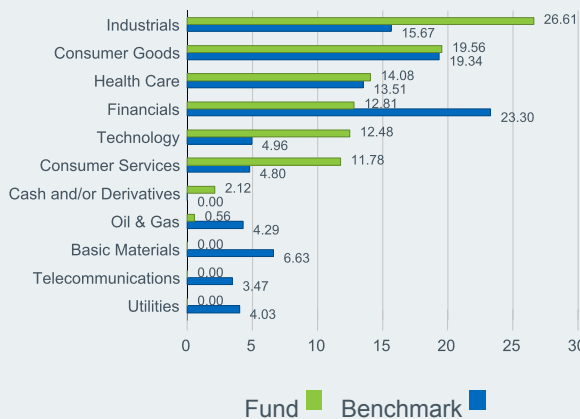
Alister Hibbert

TOP HOLDINGS (%)

COMPAGNIE FINANCIERE RICHEMONT SA	4.05
LONZA GROUP AG	3.50
DANSKE BANK A/S	3.39
FRESENIUS MEDICAL CARE AG & CO KGAA	3.20
KERING SA	3.08
RELX NV	2.83
NOVO NORDISK A/S	2.79
SAP SE	2.77
SIKA AG	2.76
ASML HOLDING NV	2.71
Total	31.08

Holdings subject to change

SECTOR BREAKDOWN (%)



Negative weightings may result from specific circumstances (including timing differences between trade and settlement dates of securities purchased by the funds) and/or the use of certain financial instruments, including derivatives, which may be used to gain or reduce market exposure and/or risk management. Allocations are subject to change. Due to rounding, the total may not be equal to 100 %.

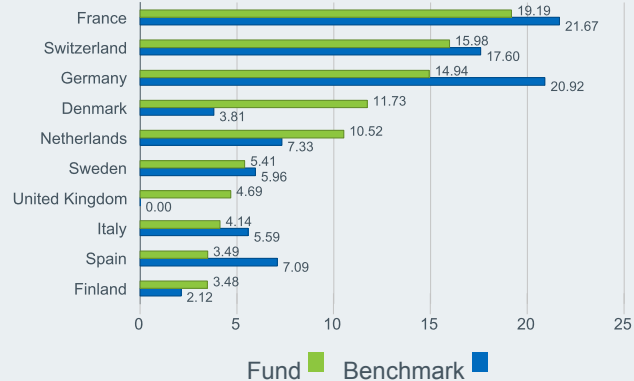
PORTFOLIO CHARACTERISTICS

Weighted Average Market Capitalisation (millions)	35,654.71 EUR
Price to Earnings Ratio	24.30x
Price to Book Ratio	3.37x
3 Years Volatility	12.91
5 Years Volatility	11.73
3 Years Beta	0.92
5 Years Beta	0.92

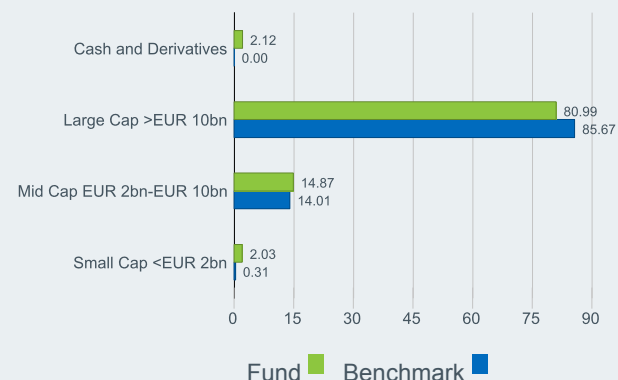
FEES AND CHARGES

Max Initial Charge (IC)	5.00%
Management Fee	1.50%

TOP COUNTRIES (%)



MARKET CAPITALISATION (%)



+65 6411 3000

clientservice.asiapac@blackrock.com

www.blackrock.com/sg

For distributing share classes, dividends are not guaranteed and may be paid out of capital. Dividend data may not be available on the issue date of this factsheet. Details on distribution may be available on request. Payments on dividends result in a reduction of the NAV per share of the Fund on the ex-dividend date. Actual dividend payout will be subject to the manager's discretion. Fund performance is shown on a NAV to NAV basis on the assumption that all distributions are reinvested, taking into account all charges which would have been payable upon such reinvestment. The Fund may use or invest in financial derivatives. In Singapore, this material is issued by BlackRock (Singapore) Limited (company registration number: 200010143N). This material is for informational purposes only and does not constitute an offer or solicitation to purchase or sell units in the Fund. Sources: BlackRock and Morningstar. Investment involves risk. Past performance is not necessarily a guide to future performance or returns. The value of investments and the income from them can fluctuate and is not guaranteed. Rates of exchange may cause the value of investments to go up or down. Investors may not get back the amount they invest. Individual stock price/figure does not represent the return of the Fund. BlackRock Global Funds (BGF) is an open-ended investment company established in Luxembourg which is available for sale in certain jurisdictions only. BGF is not available for sale in the U.S. or to U.S. persons. Product information concerning BGF should not be published in the U.S. BGF has appointed BlackRock (Singapore) Limited as its Singapore representative and agent for service of process.

Subscriptions in BGF are valid only if made on the basis of the current Prospectus and the Product Highlights Sheet available on our website www.blackrock.com/sg and you must read these documents before you invest. Investors may wish to seek advice from a financial adviser before purchasing units of the Fund. In the event that you choose not to seek advice from a financial adviser, you should consider carefully whether the Fund in question is suitable for you. © 2017 BlackRock, Inc., All Rights Reserved.