BlackRock Asian Dragon Fund
D3 U.S. Dollar
BlackRock Global Funds

BlackRock

October 2026

Unless otherwise stated, Performance, Portfolio Breakdowns and Net Asset information as at: 31-Oct-2026.

INVESTMENT OBJECTIVE

The Asian Dragon Fund seeks to maximise total return. The Fund invests at least 70% of its total assets in the equity securities of companies domiciled in, or exercising the predominant part of their economic activity in, Asia, excluding Japan.

CUMULATIVE & ANNUALISED PERFORMANCE

	CUMULATIVE (%)					ANNUALISED (% p.a.)		
	1m	3m	6m	YTD	1y	3y	5y	S.I.
Fund	-12.22	-6.51	-3.73	-	-	-	-	-
Share Class [Max IC Applied]	-16.61	-11.18	-8.54	-	-	-	-	-
Benchmark 1	-8.21	-5.48	0.44	-	-	-	-	-

CALENDAR YEAR PERFORMANCE (%)

	2021	2022	2023	2024	2025
Fund	-	-	-	-	-
Benchmark 1	-	-	-	-	-

The figures shown relate to past performance. **Past performance is not a reliable indicator of future performance. Markets could develop very differently in the future. It can help you to assess how the fund has been managed in the past.** Performance is shown on a Net Asset Value (NAV) basis, with gross income reinvested where applicable. The return of your investment may increase or decrease as a result of currency fluctuations if your investment is made in a currency other than that used in the past performance calculation. Source: Blackrock

LATEST DISTRIBUTION INFORMATION

Ex Date	Dividend per unit
30-Sep-2026	0.0194 USD

KEY FACTS

Benchmark 1 : MSCI AC Asia ex Japan Index (Net)

Asset Class : Equity

Fund Inception Date : 02-Jan-1997

Share Class Inception Date : 25-Feb-2026

Share Class Currency : USD

Distribution Frequency : -

Net Assets (mil) : 1,151.89 USD

Morningstar Category : Asia ex-Japan Equity

ISIN : LU3238193869

Bloomberg Ticker : BGADD3U

FEES AND CHARGES*

Annual Management Fee : 0.75%

Initial Charge : 5.00%

Ongoing Charge : 1.08%

*For Fee details, please refer to the Fund Prospectus.
For Ongoing Charge details, please refer to the End Disclaimer section.

PORTFOLIO CHARACTERISTICS

Price to Book Ratio : 2.86x

Price to Earnings Ratio : 21.49x

Since Inception Volatility : 37.56

Number of Holdings : 49

PORTFOLIO MANAGERS

Matt Colvin
Lucy Liu (INV)

BlackRock Asian Dragon Fund
D3 U.S. Dollar
BlackRock Global Funds

BlackRock

GROWTH OF 10,000 SINCE LAUNCH

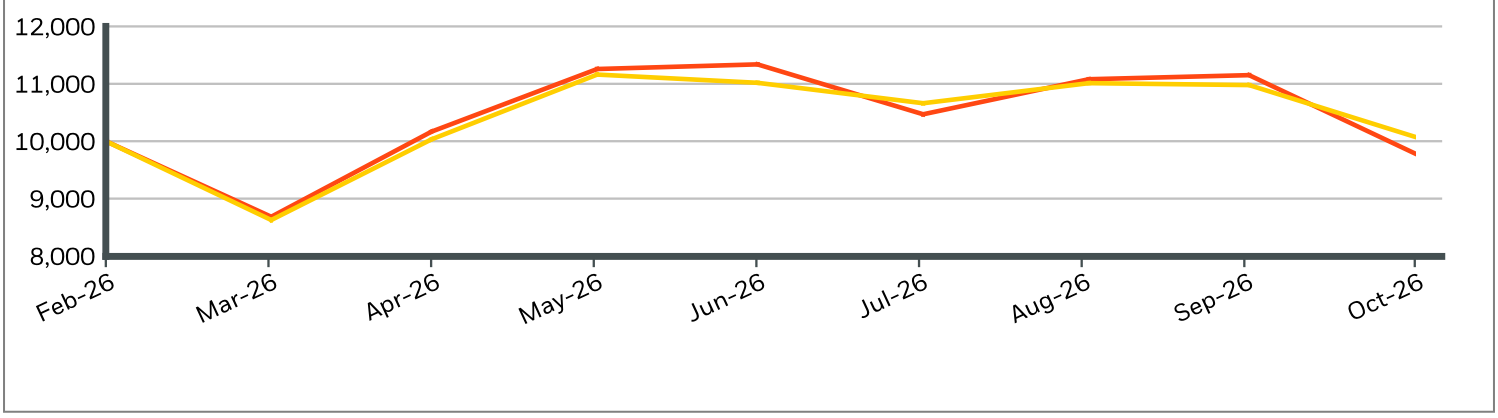

Fund (USD)	BlackRock Asian Dragon Fund D3 U.S. Dollar
Benchmark 1 (USD)	MSCI AC Asia ex Japan Index (Net)

Contact Us
For SG: +65 6411 3000 • www.blackrock.com/sg • APACService@BlackRock.com

BlackRock Asian Dragon Fund
D3 U.S. Dollar
BlackRock Global Funds

BlackRock

Top 10 Holdings

TAIWAN SEMICONDUCTOR MANUFACTURING COMPANY LIMITED	9.80%
SK HYNIX INC	7.78%
SAMSUNG ELECTRONICS CO LTD	6.89%
TENCENT HOLDINGS LTD	5.12%
CHINA PETROLEUM & CHEMICAL CORP	3.28%
DB INSURANCE CO LTD	2.92%
MEDIATEK INC	2.84%
UNIMICRON TECHNOLOGY CORP	2.81%
ICICI BANK LTD	2.77%
EICHER MOTORS LTD	2.74%
Total of Portfolio	**46.95%**

SECTOR BREAKDOWN (%)

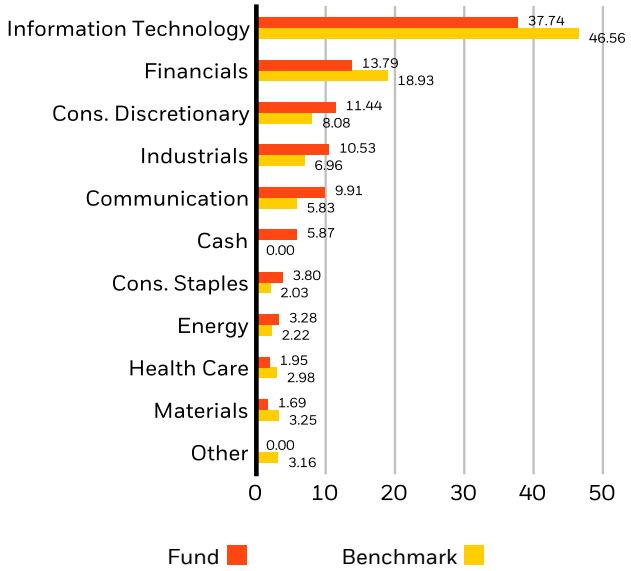

Negative weightings may result from specific circumstances (including timing differences between trade and settle dates of securities purchased by the funds) and/or the use of certain financial instruments, including derivatives, which may be used to gain or reduce market exposure and/or risk management. Allocations are subject to change. Due to rounding, the total may not be equal to 100%

GEOGRAPHIC BREAKDOWN (%)

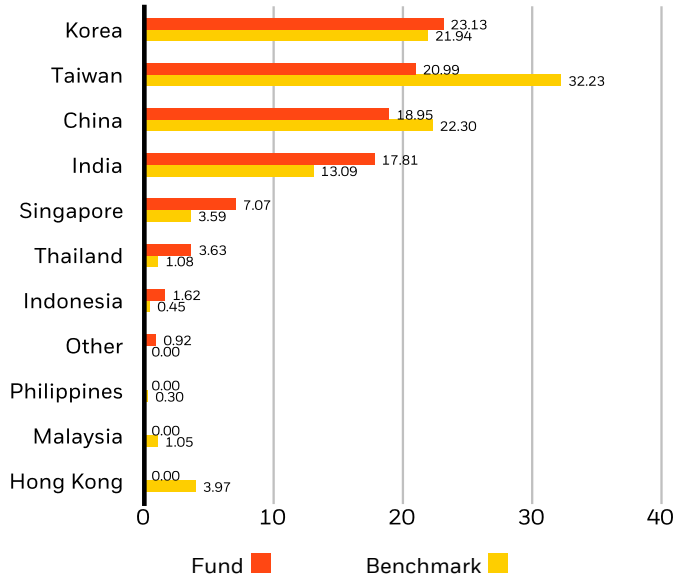

Allocations are subject to change. **Source:** BlackRock

MARKET CAPITALISATION (%)

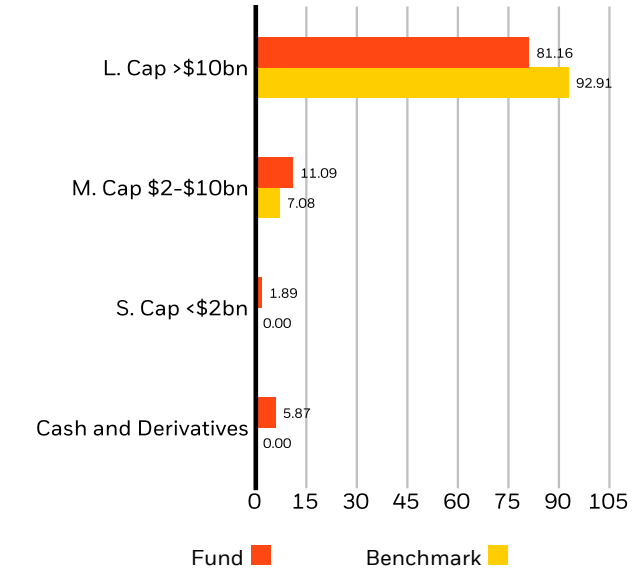

Allocations are subject to change. **Source:** BlackRock

Contact Us
For SG: +65 6411 3000 • www.blackrock.com/sg • APACService@BlackRock.com

IMPORTANT INFORMATION:

Unless otherwise specified, all information as of 12-Nov-2026.

This advertisement or publication has not been reviewed by the Monetary Authority of Singapore. For distributing share classes, dividends are not guaranteed and may be paid out of capital. Dividend data may not be available on the issue date of this factsheet. Details on distribution may be available on request. Payments on dividends result in a reduction of the NAV per share of the Fund on the ex-dividend date. Actual dividend payout will be subject to the manager's discretion. Fund performance is shown on a NAV to NAV basis on the assumption that all distributions are reinvested, taking into account all charges which would have been payable upon such reinvestment. The Fund may use or invest in financial derivatives. The fund may have exposure to Additional Tier 1 ("AT1") and Tier 2 capital instruments. Such instruments carry specific risks, including the risk of loss of principal. Investors are advised to carefully review the risk disclosures relating to contingent convertible bonds as set out in the fund's prospectus. In Singapore, this material is issued by BlackRock (Singapore) Limited (company registration number: 200010143N). This material is for informational purposes only and does not constitute an offer or solicitation to purchase or sell units in the Fund. Sources: BlackRock and Morningstar. Investment involves risk. Past performance is not necessarily a guide to future performance or returns. The value of investments and the income from them can fluctuate and is not guaranteed. Rates of exchange may cause the value of investments to go up or down. Investors may not get back the amount they invest. Individual stock price/figure does not represent the return of the Fund. BlackRock Global Funds (BGF) is an open-ended investment company established in Luxembourg which is available for sale in certain jurisdictions only. BGF is not available for sale in the U.S. or to U.S. persons. Product information concerning BGF should not be published in the U.S. BGF has appointed BlackRock (Singapore) Limited as its Singapore representative and agent for service of process.

Subscriptions in BGF are valid only if made on the basis of the current Prospectus and the Product Highlights Sheet available on our website www.blackrock.com/sg and you must read these documents before you invest. Investors may wish to seek advice from a financial adviser before purchasing units of the Fund. In the event that you choose not to seek advice from a financial adviser, you should consider carefully whether the Fund in question is suitable for you. Any past payout yields and payments are not indicative of future payout yields and payments. Distributions (if any) is not guaranteed and might be changed at the discretion of the Directors or Manager. Distribution may be declared out of income and/or capital of the Fund, in accordance with the prospectus. Such distributions may result in an immediate reduction of the net asset value per unit in the Fund. Some funds may generate a material portion of their payout income from financial derivatives. This may expose the funds to a higher degree of risk. These risks are described in the funds' prospectuses.

Ongoing Charges Figure (OCF) - this is a measure of the total costs associated with managing and operating an investment fund. These costs consist primarily of management fees and other expenses such as trustee, custody, registration and other operating expenses. The total cost for the fund is divided by the fund's total assets and expressed as a percentage, which represents the OCF.

The OCF displayed on this website is generally calculated based on the expenses for the 12 month period ended 31 December of the preceding calendar year and is typically updated annually. During the annual update process, the OCF displayed on this website may not yet reflect the most recently completed calendar year. Accordingly, the OCF displayed on this website may differ from the figure disclosed (if any) in the relevant local offering documents due to differences in reporting periods and the timing of updates.

© 2026 BlackRock, Inc. All Rights reserved. BLACKROCK, BLACKROCK SOLUTIONS, and iSHARES are trademarks of BlackRock, Inc. or its affiliates All other trademarks are those of their respective owners

Contact Us

For SG: +65 6411 3000 • www.blackrock.com/sg • APACService@BlackRock.com