



iShares STOXX Europe 600 Automobiles & Parts UCITS ETF (DE)
Euro (Accumulating)
Germany iShares



May 2024

Performance, Portfolio Breakdowns and Net Asset information as at: 31-May-2024. All other data as at 08-Jun-2024.
This document is marketing material. For Investors in the Norway. Investors should read the KIID/PRIIPs document and prospectus prior to investing, and should refer to the prospectus for the funds full list of risks.

FUND OVERVIEW The Fund seeks to track the performance of an index composed of companies from the European Automobiles & Parts sector.	PRODUCT INFORMATION ISIN : DE000A2QP4A8 Share Class Launch Date : 06-Apr-2022 Share Class Currency : EUR Total Expense Ratio : 0.41% Use of Income : Accumulating Net Assets of Share Class (M) : 3.08 EUR
KEY BENEFITS <div><div>1. Exposure to companies from developed countries in Europe</div><div>2. Direct investment into companies from the Automobiles & Parts supersector as defined by the Industry Classification Benchmark (ICB)</div><div>3. Automobiles & Parts sector exposure</div></div>	KEY FACTS Asset Class : Equity Benchmark : STOXX® Europe 600 Automobiles & Parts Fund Launch Date : 08-Jul-2002 Net Assets of Fund (M) : 199.54 EUR SFDR Classification : Other Domicile : Germany Methodology : Replicated Issuing Company : iShares (DE) I Investmentaktiengesellschaft mit TGV Product Structure : Physical
RISK INDICATOR <div><div>Lower Risk</div><div>Potentially Lower Rewards</div><div>Potentially Higher Rewards</div><div>Higher Risk</div></div> <div><div>1</div><div>2</div><div>3</div><div>4</div><div>5</div><div>6</div><div>7</div></div>	PORTFOLIO CHARACTERISTICS Price to Book Ratio : 0.82x Price to Earnings Ratio : 6.11x Number of Holdings : 14
CAPITAL AT RISK: The value of investments and the income from them can fall as well as rise and are not guaranteed. Investors may not get back the amount originally invested.	
KEY RISKS: <ul style="list-style-type: none">Investment risk is concentrated in specific sectors, countries, currencies or companies. This means the Fund is more sensitive to any localised economic, market, political, sustainability-related or regulatory events.The value of equities and equity-related securities can be affected by daily stock market movements. Other influential factors include political, economic news, company earnings and significant corporate events.Counterparty Risk: The insolvency of any institutions providing services such as safekeeping of assets or acting as counterparty to derivatives or other instruments, may expose the Unit Class to financial loss.	


iShares STOXX Europe 600 Automobiles & Parts UCITS ETF (DE)

Euro (Accumulating)

Germany iShares

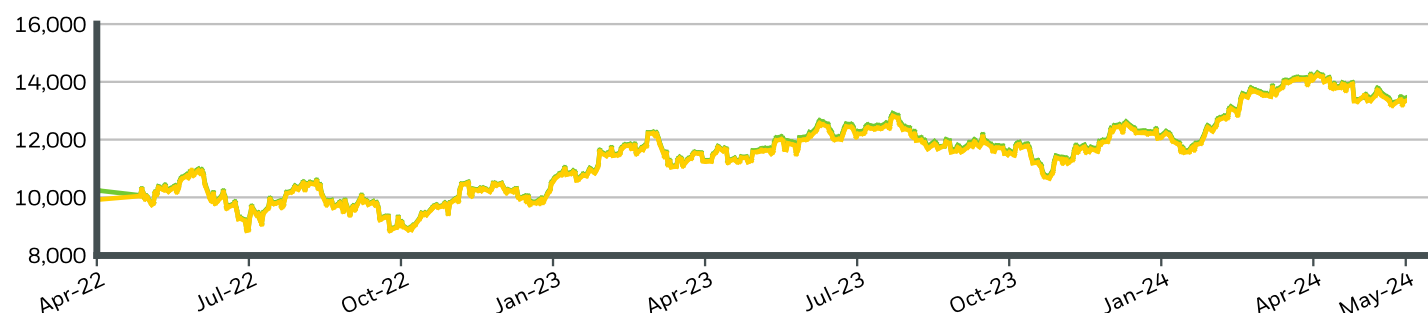


CALENDAR YEAR PERFORMANCE



	2019	2020	2021	2022	2023
Share Class	-	-	-	-	24.35
Benchmark	-	-	-	-	24.24

GROWTH OF HYPOTHETICAL 10,000 EUR SINCE INCEPTION



CUMULATIVE & ANNUALISED PERFORMANCE

	CUMULATIVE (%)					ANNUALISED (% p.a.)		
	1m	3m	6m	YTD	1y	3y	5y	Since Inception
Share Class	0.44	-2.12	12.88	9.56	15.98	-	-	14.78
Benchmark	0.00	-2.48	12.60	9.24	15.93	-	-	14.34

The figures shown relate to past performance. Past performance is not a reliable indicator of current or future performance and should not be the sole factor of consideration when selecting a product or strategy. Share Class and Benchmark performance displayed in EUR, hedged share class benchmark performance is displayed in EUR. Performance is shown on a Net Asset Value (NAV) basis, with gross income reinvested where applicable. The return of your investment may increase or decrease as a result of currency fluctuations if your investment is made in a currency other than that used in the past performance calculation. **Source:** BlackRock

■ Share Class iShares STOXX Europe 600 Automobiles & Parts UCITS ETF (DE) Euro (Accumulating)
■ Benchmark STOXX® Europe 600 Automobiles & Parts

Contact Us

For EMEA: +49 (0) 89 42729 5858 • www.blackrock.com • investor.services@blackrock.com

iShares STOXX Europe 600 Automobiles & Parts UCITS ETF (DE)

Euro (Accumulating)

Germany iShares

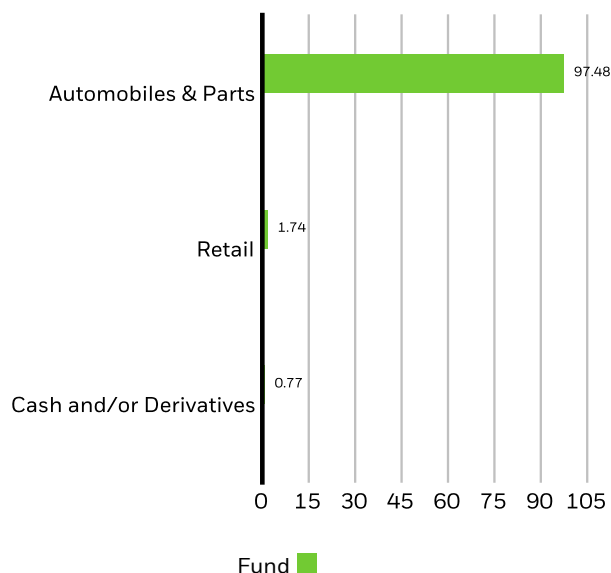


TOP 10 HOLDINGS (%)

MERCEDES-BENZ GROUP N AG	21.68%
FERRARI NV	15.44%
STELLANTIS NV	12.58%
BMW AG	11.35%
MICHELIN	10.85%
VOLKSWAGEN NON-VOTING PREF AG	9.14%
RENAULT SA	4.53%
DR ING HC F PORSCHE PRF AG	3.34%
PORSCHE AUTOMOBIL HOLDING PREF	2.99%
CONTINENTAL AG	2.75%
Total of Portfolio	94.65%

Holdings are subject to change.

SECTOR BREAKDOWN (%)

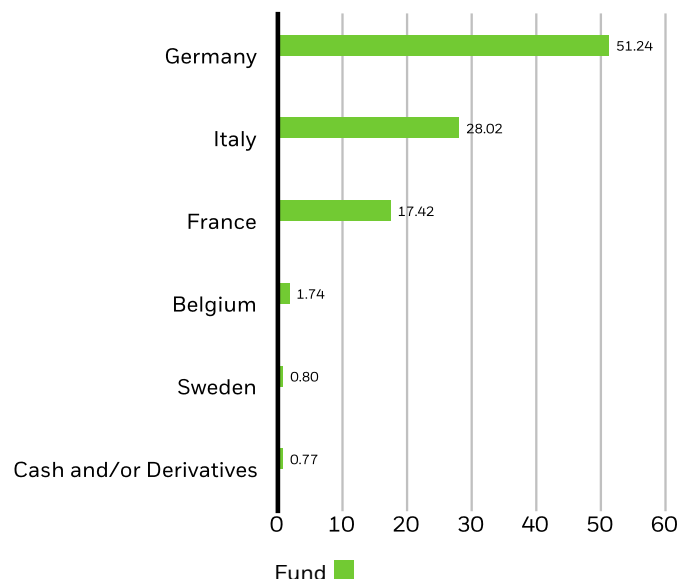


Allocations are subject to change. **Source:** BlackRock

TRADING INFORMATION

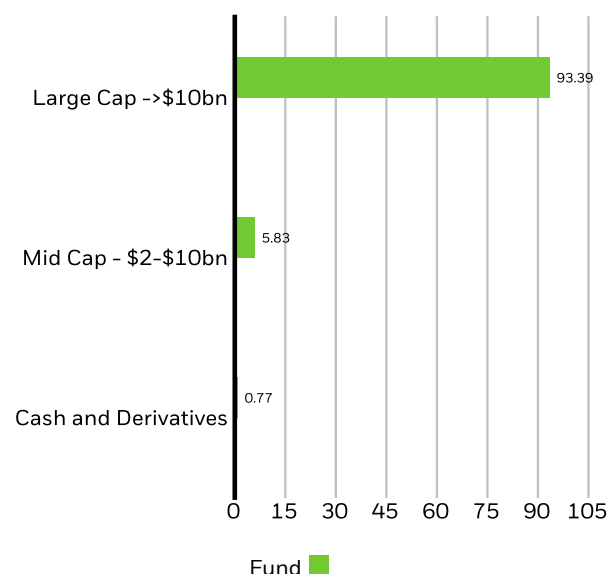
Exchange	Euronext Amsterdam	Xetra
Ticker	SAOT	EXHG
Bloomberg Ticker	SAOT NA	EXHG GY
RIC	SAOT.AS	EXHG.DE
SEDOL	BMFFMT6	BR1H945
Listing Currency	EUR	EUR

GEOGRAPHIC BREAKDOWN (%)



Geographic exposure relates principally to the domicile of the issuers of the securities held in the product, added together and then expressed as a percentage of the product's total holdings. However, in some instances it can reflect the location where the issuer of the securities carries out much of their business.

MARKET CAPITALISATION (%)



Allocations are subject to change. **Source:** BlackRock

Contact Us

For EMEA: +49 (0) 89 42729 5858 • www.blackrock.com • investor.services@blackrock.com

iShares STOXX Europe 600 Automobiles & Parts UCITS ETF (DE)
Euro (Accumulating)
Germany iShares



SUSTAINABILITY CHARACTERISTICS

Sustainability Characteristics can help investors integrate non-financial, sustainability considerations into their investment process. These metrics enable investors to evaluate funds based on their environmental, social, and governance (ESG) risks and opportunities. This analysis can provide insight into the effective management and long-term financial prospects of a fund.

The metrics below have been provided for transparency and informational purposes only. The existence of an ESG rating is not indicative of how or whether ESG factors will be integrated into a fund. The metrics are based on MSCI ESG Fund Ratings and, unless otherwise stated in fund documentation and included within a fund's investment objective, do not change a fund's investment objective or constrain the fund's investable universe, and there is no indication that an ESG or Impact focused investment strategy or exclusionary screens will be adopted by a fund. For more information regarding a fund's investment strategy, please see the fund's prospectus.

MSCI ESG % Coverage	100.00%	MSCI ESG Fund Rating (AAA-CCC)	BBB
MSCI ESG Quality Score - Peer Percentile	28.80%	MSCI ESG Quality Score (0-10)	5.54
Funds in Peer Group	191	Fund Lipper Global Classification	Equity Sector Consumer Discretionary
MSCI Weighted Average Carbon Intensity % Coverage	98.88%	MSCI Weighted Average Carbon Intensity (Tons CO2E/\$M SALES)	23.03
MSCI Implied Temperature Rise (0-3.0+ °C)	> 1.5° - 2.0° C	MSCI Implied Temperature Rise % Coverage	98.88%

All data is from MSCI ESG Fund Ratings as of **19-May-2024**, based on holdings as of **30-Apr-2024**. As such, the fund's sustainable characteristics may differ from MSCI ESG Fund Ratings from time to time.

To be included in MSCI ESG Fund Ratings, 65% (or 50% for bond funds and money market funds) of the fund's gross weight must come from securities with ESG coverage by MSCI ESG Research (certain cash positions and other asset types deemed not relevant for ESG analysis by MSCI are removed prior to calculating a fund's gross weight; the absolute values of short positions are included but treated as uncovered), the fund's holdings date must be less than one year old, and the fund must have at least ten securities.

IMPORTANT INFORMATION:

Certain information contained herein (the "Information") has been provided by MSCI ESG Research LLC, a RIA under the Investment Advisers Act of 1940, and may include data from its affiliates (including MSCI Inc. and its subsidiaries ("MSCI")), or third party suppliers (each an "Information Provider"), and it may not be reproduced or disseminated in whole or in part without prior written permission. The Information has not been submitted to, nor received approval from, the US SEC or any other regulatory body. The Information may not be used to create any derivative works, or in connection with, nor does it constitute, an offer to buy or sell, or a promotion or recommendation of, any security, financial instrument or product or trading strategy, nor should it be taken as an indication or guarantee of any future performance, analysis, forecast or prediction. Some funds may be based on or linked to MSCI indexes, and MSCI may be compensated based on the fund's assets under management or other measures. MSCI has established an information barrier between equity index research and certain Information. None of the Information in and of itself can be used to determine which securities to buy or sell or when to buy or sell them. The Information is provided "as is" and the user of the Information assumes the entire risk of any use it may make or permit to be made of the Information. Neither MSCI ESG Research nor any Information Party makes any representations or express or implied warranties (which are expressly disclaimed), nor shall they incur liability for any errors or omissions in the Information, or for any damages related thereto. The foregoing shall not exclude or limit any liability that may not by applicable law be excluded or limited.

Contact Us

For EMEA: +49 (0) 89 42729 5858 • www.blackrock.com • investor.services@blackrock.com

iShares STOXX Europe 600 Automobiles & Parts UCITS ETF (DE) Euro (Accumulating) Germany iShares



GLOSSARY

SFDR Classification: Article 8: Products that promote environmental or social characteristics and promote good governance practices.

Article 9: Products that have sustainable investments as an objective and follow good governance practices. **Other:** Products that do not meet the criteria to be classified as Article 8 or 9.

Funds in Peer Group: The number of funds from the relevant Lipper Global Classification peer group that are also in ESG coverage.

MSCI ESG Fund Rating (AAA-CCC): The MSCI ESG Rating is calculated as a direct mapping of ESG Quality Scores to letter rating categories (e.g. AAA = 8.6-10). The ESG Ratings range from leader (AAA, AA), average (A, BBB, BB) to laggard (B, CCC).

MSCI Implied Temperature Rise (0-3.0+ °C): Implied Temperature Rise (ITR) is used to provide an indication of alignment to the temperature goal of the Paris Agreement for a company or a portfolio. ITR employs open source 1.55°C decarbonization pathways derived from the Network of Central Banks and Supervisors for Greening the Financial System (NGFS). These pathways can be regional and sector specific and set a net zero target of 2050. We make use of this feature for all GHG scopes. A net zero emissions economy is one that balances emissions and removals. Because the ITR metric is calculated in part by considering the potential for a company within the fund's portfolio to reduce its emissions over time, it is forward looking and prone to limitations. As a result, BlackRock publishes MSCI's ITR metric for its funds in temperature range bands. The bands help to underscore the underlying uncertainty in the calculations and the variability of the metric.

MSCI ESG Quality Score - Peer Percentile: The fund's ESG Percentile compared to its Lipper peer group.

MSCI Weighted Average Carbon Intensity % Coverage: Percentage of the fund's holdings for which MSCI Carbon Intensity data is available. The MSCI Weighted Average Carbon Intensity metric is displayed for funds with any coverage. Funds with low coverage may not fully represent the fund's carbon characteristics given the lack of coverage.

Price to Earnings: A valuation ratio of a company's current share price compared to its per-share earnings in the current forecast year, calculated as current share price divided by current earnings per share.

MSCI ESG % Coverage: Percentage of the fund's holdings for which the MSCI ESG ratings data is available. The MSCI ESG Fund Rating, MSCI ESG Quality Score, and MSCI ESG Quality Score - Peer Percentile metrics are displayed for funds with at least 65% coverage.

Fund Lipper Global Classification: The fund peer group as defined by the Lipper Global Classification.

MSCI Implied Temperature Rise % Coverage: Percentage of the fund's holdings for which MSCI Implied Temperature Rise data is available. The MSCI Implied Temperature Rise metric is displayed for funds with at least 65% coverage.

MSCI ESG Quality Score (0-10): The MSCI ESG Quality Score (0 - 10) for funds is calculated using the weighted average of the ESG scores of fund holdings. The Score also considers ESG Rating trend of holdings and the fund exposure to holdings in the laggard category. MSCI rates underlying holdings according to their exposure to industry specific ESG risks and their ability to manage those risks relative to peers.

MSCI Weighted Average Carbon Intensity (Tons CO2E/\$M SALES): Measures a fund's exposure to carbon intensive companies. This figure represents the estimated greenhouse gas emissions per \$1 million in sales across the fund's holdings. This allows for comparisons between funds of different sizes.

Price to Book Ratio: represents the ratio of the current closing price of the share to the latest quarter's book value per share.

Contact Us

For EMEA: +49 (0) 89 42729 5858 • www.blackrock.com • investor.services@blackrock.com

IMPORTANT INFORMATION:

In the European Economic Area (EEA): this is issued by BlackRock (Netherlands) B.V. is authorised and regulated by the Netherlands Authority for the Financial Markets. Registered office Amstelplein 1, 1096 HA, Amsterdam, Tel: 020 – 549 5200, Tel: 31-20-549-5200. Trade Register No. 17068311 For your protection telephone calls are usually recorded.

The German domiciled funds are "undertakings for collective investment in transferable securities" in conformity with the directives within the meaning of the German Law on the investments. These funds are managed by BlackRock Asset Management Deutschland AG which is authorised and regulated by the Bundesanstalt für Finanzdienstleistungsaufsicht.

Further information about the Fund and the Share Class, such as details of the key underlying investments of the Share Class and share prices, is available on the iShares website at www.ishares.com or by calling +44 (0)845 357 7000 or from your broker or financial adviser. The indicative intra-day net asset value of the Share Class is available at <http://deutsche-boerse.com> and/or <http://www.reuters.com>. A UCITS ETF's units / shares that have been acquired on the secondary market cannot usually be sold directly back to the UCITS ETF itself. Investors who are not Authorised Participants must buy and sell shares on a secondary market with the assistance of an intermediary (e.g. a stockbroker) and may incur fees and additional taxes in doing so. In addition, as the market price at which the Shares are traded on the secondary market may differ from the Net Asset Value per Share, investors may pay more than the then current Net Asset Value per Share when buying shares and may receive less than the current Net Asset Value per Share when selling them.

For investors in Norway: This document is marketing material. The funds mentioned are registered for public distribution in Norway and are authorised by Kredittilsynet, the Financial Supervisory Authority of Norway. Any application for shares in the funds is on the terms of the Prospectus, the Packaged Retail and Insurance-based Investment Products Key Information Document (PRIIPs KID) for the Companies. Any decision to invest must be based solely on the information contained in the Company's Prospectus, the Packaged Retail and Insurance-based Investment Products Key Information Document (PRIIPs KID) and the latest half-yearly report and unaudited accounts and/or annual report and audited accounts. Investors should read the fund specific risks in the Packaged Retail and Insurance-based Investment Products Key Information Document (PRIIPs KID) and the Company's Prospectus which can be found at www.blackrock.com/no available in Norwegian and English. This document is strictly confidential and may not be distributed without authorisation from BlackRock. BlackRock may terminate marketing at any time. Investors should understand all characteristics of the funds objective before investing. For information on investor rights and how to raise complaints please go to <https://www.blackrock.com/corporate/compliance/investor-right> available in English.

Capital at risk: Past performance is not a reliable indicator of current or future results and should not be the sole factor of consideration when selecting a product or strategy. Changes in the rates of exchange between currencies may cause the value of investments to diminish or increase. Fluctuation may be particularly marked in the case of a higher volatility fund and the value of an investment may fall suddenly and substantially. Levels and basis of taxation may change from time to time. BlackRock has not considered the suitability of this investment against your individual needs and risk tolerance. The data displayed provides summary information. Investment should be made on the basis of the relevant Prospectus which is available from the manager. The products mentioned in this document are intended for information purposes only and do not constitute investment advice or an offer to sell or a solicitation of an offer to buy the securities described within. This document may not be distributed without authorisation from BlackRock.

Restricted Investors: This document is not, and under no circumstances is to be construed as an advertisement or any other step in furtherance of a public offering of shares in the United States or Canada. This document is not aimed at persons who are resident in the United States, Canada or any province or territory thereof, where the companies/securities are not authorised or registered for distribution and where no prospectus has been filed with any securities commission or regulatory authority. The companies/securities may not be acquired or owned by, or acquired with the assets of, an ERISA Plan.

Bloomberg MSCI December 2025 Maturity USD Corporate ESG Screened Index is the intellectual property (including registered trademarks) of STOXX Limited, Zurich, Switzerland ("STOXX"), Deutsche Börse Group or their licensors, which is used under license. The iShares ETF is neither sponsored nor promoted, distributed or in any other manner supported by STOXX, Deutsche Börse Group or their licensors, research partners or data providers and STOXX, Deutsche Börse Group and their licensors, research partners or data providers do not give any warranty, and exclude any liability (whether in negligence or otherwise) with respect thereto generally or specifically in relation to any errors, omissions or interruptions in the relevant index or its data.

Any research in this document has been procured and may have been acted on by BlackRock for its own purpose. The results of such research are being made available only incidentally. The views expressed do not constitute investment or any other advice and are subject to change. They do not necessarily reflect the views of any company in the BlackRock Group or any part thereof and no assurances are made as to their accuracy.

© 2024 BlackRock, Inc. All Rights reserved. BLACKROCK, BLACKROCK SOLUTIONS and iSHARES are trademarks of BlackRock, Inc. or its subsidiaries in the United States and elsewhere. All other trademarks are those of their respective owners.

Contact Us

For EMEA: +49 (0) 89 42729 5858 • www.blackrock.com • investor.services@blackrock.com