

## PASSIVE

# iShares US Index Fund (IE)

## Flexible U.S. Dollar

### BlackRock Index Selection Fund

**iShares**  
by BlackRock

March 2026

Performance, Portfolio Breakdowns and Net Assets information as at: 31-Mar-2026. All other data as at 23-Apr-2026.

This document is marketing material. For Investors in Luxembourg. Investors should read the KIID/PRIIPs document and prospectus prior to investing, and should refer to the prospectus for the funds full list of risks.

### FUND OVERVIEW

- The Fund aims to achieve a return on your investment, through a combination of capital growth and income on the Fund's assets, which reflects the return of the equity market in the United States.
- The Fund is passively managed and may invest in equity securities (e.g. shares) listed and traded on regulated markets in the United States as well as financial derivative instruments (FDIs) (i.e. investments the prices of which are based on one or more underlying assets) including exchange traded S&P 500 futures contracts. A futures contract is a contract whereby the Fund agrees to buy or sell an underlying asset at a predetermined price in the future. Cash may be held by the Fund for the purpose of providing cover for the exposure created by FDIs.
- The return of the Fund will be compared with the return on an index which will initially be the S&P 500 Index (with net dividends), the Fund's benchmark index.

### RISK INDICATOR

#### Lower Risk

Potentially Lower Rewards

#### Higher Risk

Potentially Higher Rewards



**CAPITAL AT RISK:** The value of investments and the income from them can fall as well as rise and are not guaranteed. Investors may not get back the amount originally invested.

### KEY RISKS:

- The value of equities and equity-related securities can be affected by daily stock market movements. Other influential factors include political, economic news, company earnings and significant corporate events.
- Counterparty Risk: The insolvency of any institutions providing services such as safekeeping of assets or acting as counterparty to derivatives or other instruments, may expose the Fund to financial loss.

### RATINGS\*\*



### KEY FACTS

**Asset Class :** Equity  
**Benchmark :** S&P 500 Index  
**Fund Launch Date :** 12-Nov-1998  
**Share Class Launch Date :** 26-Jul-2016  
**Share Class Currency :** USD  
**Net Assets of Fund (M) :** 2.938,42 USD  
**Morningstar Category :** US Large-Cap Blend Equity  
**SFDR Classification :** Other  
**Domicile :** Ireland  
**ISIN :** IE00BYQQ1F19  
**Use of Income :** Distributing  
**Management Company :** BlackRock Asset Management Ireland Limited  
**Analyst-Driven %<sup>i</sup> :** 100,00%  
**Data Coverage %<sup>ii</sup> :** 100,00%

### FEES AND CHARGES

**Annual Management Fee :** 0,00%  
**Ongoing Charge :** 0,02%  
**Performance Fee :** 0,00%

### DEALING INFORMATION

**Settlement :** Trade Date + 3 days  
**Dealing Frequency :** Daily, forward pricing basis

### PORTFOLIO CHARACTERISTICS

**Price to Book Ratio :** 0,78x  
**Price to Earnings Ratio :** 9,08x  
**3y Beta :** 1,01  
**Standard Deviation (3y) :** 12,12  
**Number of Holdings :** 104

### PORTFOLIO MANAGER(S)

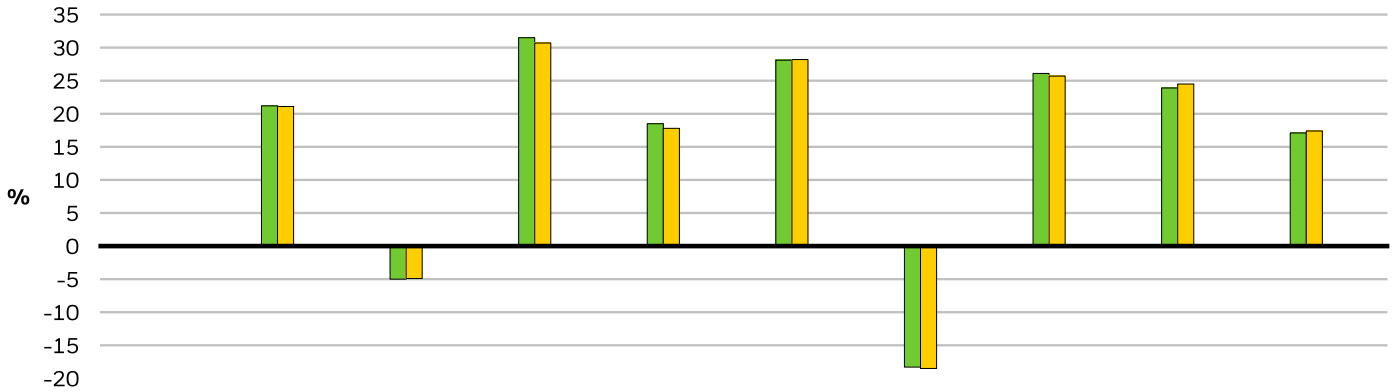
Kyle Peppo  
Group Derivatives & Digital Assets PM EMEA

Please refer to the Glossary for more details.

**iShares US Index Fund (IE)**  
**Flexible U.S. Dollar**  
**BlackRock Index Selection Fund**

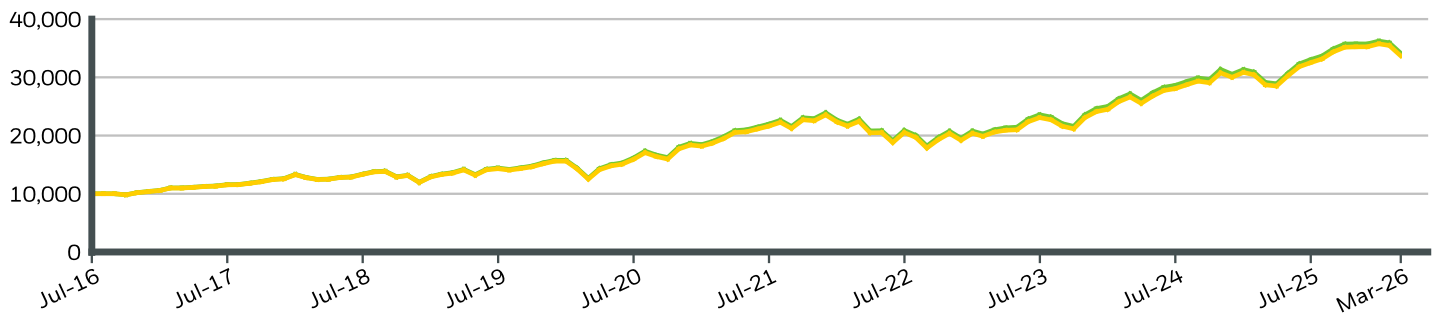


**CALENDAR YEAR PERFORMANCE**



	2016	2017	2018	2019	2020	2021	2022	2023	2024	2025
<b>Share Class</b>	-	21,19	-5,00	31,53	18,48	28,11	-18,28	26,08	23,93	17,06
<b>Benchmark</b>	-	21,10	-4,94	30,70	17,75	28,16	-18,51	25,67	24,50	17,43

**GROWTH OF HYPOTHETICAL 10,000 USD SINCE INCEPTION**



**CUMULATIVE & ANNUALISED PERFORMANCE**

	CUMULATIVE (%)					ANNUALISED (% p.a.)		
	1m	3m	6m	YTD	1y	3y	5y	Since Inception
<b>Share Class</b>	-5,02	-4,50	-2,18	-4,50	17,15	17,59	11,50	13,55
<b>Benchmark</b>	-5,01	-4,42	-1,97	-4,42	17,36	17,82	11,58	13,40

The figures shown relate to past performance. Past performance is not a reliable indicator of current or future performance and should not be the sole factor of consideration when selecting a product or strategy. Share Class and Benchmark performance displayed in USD, hedged share class benchmark performance is displayed in USD. Performance is shown on a Net Asset Value (NAV) basis, with gross income reinvested where applicable. The return of your investment may increase or decrease as a result of currency fluctuations if your investment is made in a currency other than that used in the past performance calculation. **Source:** BlackRock

■ Share Class      iShares US Index Fund (IE)Flexible U.S. Dollar  
■ Benchmark      S&P 500 Index

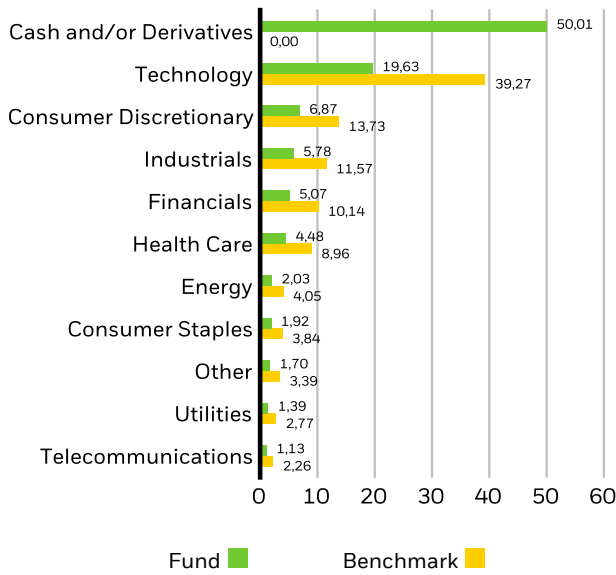
**iShares US Index Fund (IE)**  
**Flexible U.S. Dollar**  
**BlackRock Index Selection Fund**

**Top 10 Holdings**

NVIDIA CORP	7,58%
APPLE INC	6,66%
MICROSOFT CORP	4,92%
AMAZON COM INC	3,64%
ALPHABET INC CLASS A	2,99%
BROADCOM INC	2,62%
ALPHABET INC CLASS C	2,40%
META PLATFORMS INC CLASS A	2,24%
TESLA INC	1,87%
BERKSHIRE HATHAWAY INC CLASS B	1,57%
<b>Total of Portfolio</b>	<b>36,49%</b>

Holdings subject to change

**SECTOR BREAKDOWN (%)**



Negative weightings may result from specific circumstances (including timing differences between trade and settlement dates of securities purchased by the funds) and/or the use of certain financial instruments, including derivatives, which may be used to gain or reduce market exposure and/or risk management. Allocations are subject to change

# iShares US Index Fund (IE)

## Flexible U.S. Dollar

### BlackRock Index Selection Fund

**iShares**  
by BlackRock

#### GLOSSARY

**SFDR Classification: Article 8:** Products that promote environmental or social characteristics and promote good governance practices.

**Article 9:** Products that have sustainable investments as an objective and follow good governance practices. **Other:** Products that do not meet the criteria to be classified as Article 8 or 9.

**Price to Earnings:** A valuation ratio of a company's current share price compared to its per-share earnings in the current forecast year, calculated as current share price divided by current earnings per share.

**Data Coverage %<sup>ii</sup>** is available input data for rating calculation at the Pillar level

**Price to Book Ratio:** represents the ratio of the current closing price of the share to the latest quarter's book value per share.

**Analyst Driven %<sup>i</sup>** is the analyst input into the overall rating assignment, including direct analyst coverage and inheritance of an analyst-rated pillar

#### IMPORTANT INFORMATION:

\*\* The Morningstar Medalist Rating<sup>TM</sup> is the summary expression of Morningstar's forward-looking analysis of investment strategies using a rating scale of Gold, Silver, Bronze, Neutral, and Negative. The ratings indicate which investments Morningstar believes are likely to outperform a relevant index or peer group average on a risk-adjusted basis over time. Analysts assign three pillar ratings (People, Parent and Process) based on their qualitative assessment, subject to the oversight of the Analyst Rating Committee, and monitor and reevaluate them at least every 14 months. For more detailed information about these ratings and methodology, please go to [global.morningstar.com/managerdisclosures](http://global.morningstar.com/managerdisclosures). The ratings are not statements of fact, nor credit or risk ratings. The rating (i) should not be used as the sole basis in evaluating an investment product, (ii) involves unknown risks which may cause expectations not to occur or to differ from what was expected, (iii) are not guaranteed to be based on complete or accurate assumptions, (iv) involve the risk that the return target will not be met due to unforeseen changes in management, technology, economic development, interest rate development, operating and/or material costs, competitive pressure, supervisory law, exchange and tax rates, and/or changes in political and social conditions, and (v) should not be considered an offer or solicitation to buy or sell the investment product.

**In the European Economic Area (EEA):** this is Issued by BlackRock (Netherlands) B.V. is authorised and regulated by the Netherlands Authority for the Financial Markets. Registered office Amstelplein 1, 1096 HA, Amsterdam, Tel: 020 – 549 5200, Tel: 31-20-549-5200. Trade Register No. 17068311 For your protection telephone calls are usually recorded. For Ireland and only in relation to Per Se Professionals and/or Eligible Counterparties (i.e., Professional Investors), this may also be issued by BlackRock Investment Management (UK) Limited, authorised and regulated by the Financial Conduct Authority. Registered office: 12 Throgmorton Avenue, London, EC2N 2DL. Tel: + 44 (0)20 7743 3000. Registered in England and Wales No. 02020394. For your protection telephone calls are usually recorded. Please refer to the Financial Conduct Authority website for a list of authorised activities conducted by BlackRock.

**In the UK and Non-European Economic Area (EEA) countries (excluding Switzerland):** this is Issued by BlackRock Investment Management (UK) Limited, authorised and regulated by the Financial Conduct Authority. Registered office: 12 Throgmorton Avenue, London, EC2N 2DL. Tel: + 44 (0)20 7743 3000. Registered in England and Wales No. 02020394. For your protection telephone calls are usually recorded. Please refer to the Financial Conduct Authority website for a list of authorised activities conducted by BlackRock.

This is Marketing Material. The iShares US Index Fund (IE) are sub-funds of BlackRock Index Selection Fund (the Fund). The Fund is organised under the laws of Ireland and authorised by the Central Bank of Ireland as UCITS for the purposes of the UCITS Regulations. Investment in the sub-fund(s) is only open to 'Qualified Holders', as defined in the relevant Fund Prospectus. In the UK subscriptions in BISF are valid only if made on the basis of the current Prospectus, the most recent financial reports and the Key Investor Information Document, and in the EEA and Switzerland subscriptions in BISF are valid only if made on the basis of the current Prospectus (available in English, German, French languages), the most recent financial reports and the Packaged Retail and Insurance-based Investment Products Key Information Document (PRIIPs KID) which are available in registered jurisdictions and local language where they are registered, these can be found at [www.blackrock.com](http://www.blackrock.com) on the relevant product pages. Any investment decision should be made on the basis of the information outlined above and Investors should understand all characteristics of the funds objective before investing, if applicable this includes sustainable disclosures and sustainable related characteristics of the fund as found in the prospectus, which can be found [www.blackrock.com](http://www.blackrock.com) on the relevant country and product pages for where the fund is registered for sale. PRIIPs KID and application forms may not be available to investors in certain jurisdictions where the Fund in question has not been authorised. BlackRock and/or the Management Company may terminate marketing at any time. For information on investor rights and how to raise complaints please go to <https://www.blackrock.com/corporate/compliance/investor-right> available in local language in registered jurisdictions. UCITS HAVE NO GUARANTEED RETURN AND PAST PERFORMANCE DOES NOT GUARANTEE THE FUTURE ONES

#### This document is marketing material and will expire 12 months after issue

Any research in this document has been procured and may have been acted on by BlackRock for its own purpose. The results of such research are being made available only incidentally. The views expressed do not constitute investment or any other advice and are subject to change. They do not necessarily reflect the views of any company in the BlackRock Group or any part thereof and no assurances are made as to their accuracy

This document is for information purposes only and does not constitute an offer or invitation to anyone to invest in any BlackRock funds and has not been prepared in connection with any such offer.

© 2026 BlackRock, Inc. All Rights reserved. BLACKROCK, BLACKROCK SOLUTIONS, and iSHARES are trademarks of BlackRock, Inc. or its affiliates All other trademarks are those of their respective owners