

**PASSIVE**

**EXHB**

# iShares eb.rexx<sup>®</sup> Government Germany 1.5-2.5yr UCITS ETF (DE) Euro (Distributing) Germany iShares

**iShares**  
by BlackRock

**April 2024**

**Performance, Portfolio Breakdowns and Net Assets information as at: 30/04/2024. All other data as at 06/05/2024.**

**This document is marketing material.** For Investors in Luxembourg, Investors should read the KIID/PRIIPs document and prospectus prior to investing, and should refer to the prospectus for the funds full list of risks.

## FUND OVERVIEW

The Fund seeks to track the performance of an index composed of German government bonds.

## KEY BENEFITS

1. Targeted exposure to short and medium term German government bonds
2. Direct investment in government bonds
3. Single country government bond exposure

## RISK INDICATOR

### Lower Risk

Potentially Lower Rewards

### Higher Risk

Potentially Higher Rewards



**CAPITAL AT RISK:** The value of investments and the income from them can fall as well as rise and are not guaranteed. Investors may not get back the amount originally invested.

## KEY RISKS:

- Credit risk, changes to interest rates and/or issuer defaults will have a significant impact on the performance of fixed income securities. Potential or actual credit rating downgrades may increase the level of risk.
- Investment risk is concentrated in specific sectors, countries, currencies or companies. This means the Fund is more sensitive to any localised economic, market, political, sustainability-related or regulatory events.
- Counterparty Risk: The insolvency of any institutions providing services such as safekeeping of assets or acting as counterparty to derivatives or other instruments, may expose the Unit Class to financial loss.
- Credit Risk: The issuer of a financial asset held within the Fund may not pay income or repay capital to the Fund when due.
- Liquidity Risk: Lower liquidity means there are insufficient buyers or sellers to allow the Fund to sell or buy investments readily.

## PRODUCT INFORMATION

**ISIN :** DE0006289473

**Share Class Launch Date :** 11/06/2003

**Share Class Currency :** EUR

**Total Expense Ratio :** 0,16%

**Use of Income :** Distributing

**Net Assets of Share Class (M) :** 318,73 EUR

## KEY FACTS

**Asset Class :** Fixed Income

**Benchmark :** eb.rexx<sup>®</sup> Government Germany 1.5-2.5

**Fund Launch Date :** 11/06/2003

**Distribution Frequency :** Up to 4x per year

**Net Assets of Fund (M) :** 318,74 EUR

**SFDR Classification :** Other

**Domicile :** Germany

**Methodology :** Sampled

**Issuing Company :** BlackRock Asset Management Deutschland AG

**Product Structure :** Physical

## PORTFOLIO CHARACTERISTICS

**Effective Duration :** 1,98 yrs

**Average Weighted Maturity :** 2,01 yrs

**Standard Deviation (3y) :** 1,84%

**Yield To Maturity :** 3,01

**Trailing 12-month Yield :** 0,74%

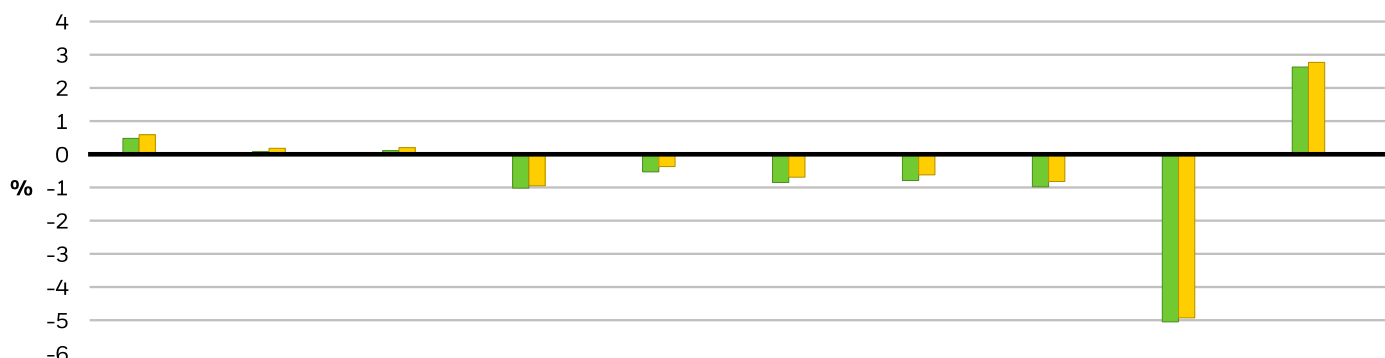
**3y Beta :** 1,00

**Number of Holdings :** 7

**iShares eb.rexx<sup>®</sup> Government Germany  
1.5-2.5yr UCITS ETF (DE)  
Euro (Distributing)  
Germany iShares**

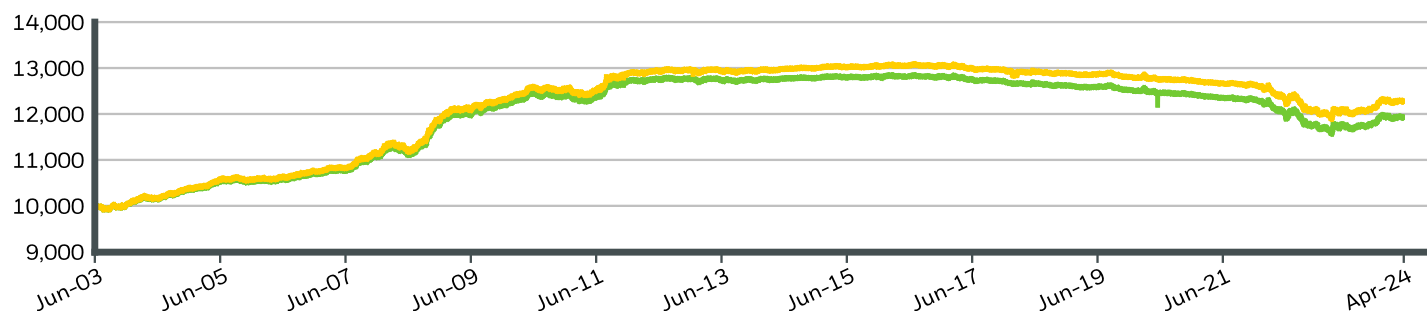


**CALENDAR YEAR PERFORMANCE**



|                    | 2014 | 2015 | 2016 | 2017  | 2018  | 2019  | 2020  | 2021  | 2022  | 2023 |
|--------------------|------|------|------|-------|-------|-------|-------|-------|-------|------|
| <b>Share Class</b> | 0,48 | 0,08 | 0,11 | -1,02 | -0,53 | -0,85 | -0,79 | -0,98 | -5,05 | 2,63 |
| <b>Benchmark</b>   | 0,59 | 0,18 | 0,20 | -0,95 | -0,37 | -0,69 | -0,62 | -0,82 | -4,93 | 2,77 |

**GROWTH OF HYPOTHETICAL 10,000 EUR SINCE INCEPTION**



**CUMULATIVE & ANNUALISED PERFORMANCE**

|                    | CUMULATIVE (%) |       |      |       |      | ANNUALISED (% p.a.) |       |                 |
|--------------------|----------------|-------|------|-------|------|---------------------|-------|-----------------|
|                    | 1m             | 3m    | 6m   | YTD   | 1y   | 3y                  | 5y    | Since Inception |
| <b>Share Class</b> | -0,22          | -0,48 | 1,01 | -0,51 | 1,53 | -1,23               | -1,08 | 0,84            |
| <b>Benchmark</b>   | -0,19          | -0,44 | 1,10 | -0,45 | 1,68 | -1,09               | -0,93 | 0,98            |

The figures shown relate to past performance. Past performance is not a reliable indicator of current or future performance and should not be the sole factor of consideration when selecting a product or strategy. Share Class and Benchmark performance displayed in EUR, hedged share class benchmark performance is displayed in EUR. Performance is shown on a Net Asset Value (NAV) basis, with gross income reinvested where applicable. The return of your investment may increase or decrease as a result of currency fluctuations if your investment is made in a currency other than that used in the past performance calculation. **Source:** BlackRock

- Share Class iShares eb.rexx<sup>®</sup> Government Germany 1.5-2.5yr UCITS ETF (DE) Euro (Distributing)
- Benchmark eb.rexx<sup>®</sup> Government Germany 1.5-2.5

**Contact Us**

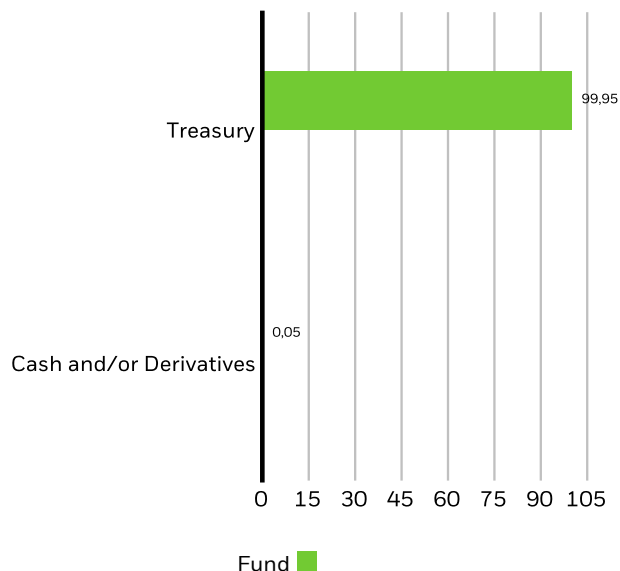
For EMEA: +49 (0) 89 42729 5858 • [www.blackrock.com](http://www.blackrock.com) • [investor.services@blackrock.com](mailto:investor.services@blackrock.com)

# iShares eb.rexx<sup>®</sup> Government Germany 1.5-2.5yr UCITS ETF (DE) Euro (Distributing) Germany iShares

## TOP ISSUERS

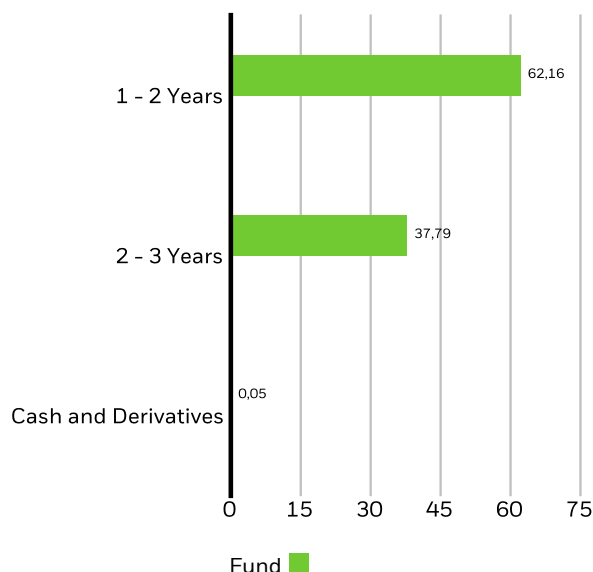
|                               |               |
|-------------------------------|---------------|
| GERMANY (FEDERAL REPUBLIC OF) | 99,95%        |
| <b>Total of Portfolio</b>     | <b>99,95%</b> |
| Holdings subject to change    |               |

## SECTOR BREAKDOWN (%)



Allocations are subject to change. **Source:** BlackRock

## MATURITY BREAKDOWN (%)

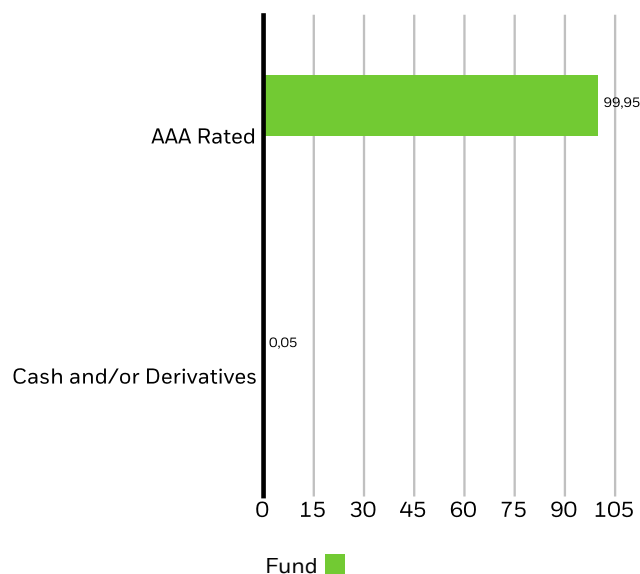


Allocations are subject to change. **Source:** BlackRock

## TRADING INFORMATION

|                  |                       |                           |
|------------------|-----------------------|---------------------------|
| Exchange         | Deutsche Boerse Xetra | Bolsa Mexicana De Valores |
| Ticker           | EXHB                  | EXHB                      |
| Bloomberg Ticker | RXP1EX GY             | EXHBN MM                  |
| RIC              | RXP1EX.DE             | EXHBN.MX                  |
| SEDOL            | 7622719               | B4XLQF4                   |
| Listing Currency | EUR                   | MXN                       |

## CREDIT RATINGS (%)



Credit quality ratings on underlying securities of the fund are received from S&P, Moody's and Fitch and converted to the equivalent S&P major rating category. This breakdown is provided by BlackRock and takes the median rating of the three agencies when all three agencies rate a security the lower of the two ratings if only two agencies rate a security and one rating if that is all that is provided. Unrated securities do not necessarily indicate low quality. Below investment-grade is represented by a rating of BB and below. Ratings and portfolio credit quality may change over time.

## Contact Us

For EMEA: +49 (0) 89 42729 5858 • [www.blackrock.com](http://www.blackrock.com) • [investor.services@blackrock.com](mailto:investor.services@blackrock.com)

**iShares eb.rexx<sup>®</sup> Government Germany  
1.5-2.5yr UCITS ETF (DE)  
Euro (Distributing)  
Germany iShares**

---

**iShares<sup>®</sup>**  
by BlackRock

**GLOSSARY**

**SFDR Classification: Article 8:** Products that promote environmental or social characteristics and promote good governance practices.

**Article 9:** Products that have sustainable investments as an objective and follow good governance practices. **Other:** Products that do not meet the criteria to be classified as Article 8 or 9.

**Yield to Maturity:** Yield to Maturity (YTM) is the discount rate that equates the present value of bond's cash flows with its market price (including accrued interest). The fund YTM is the weighted average of fund's individual bond holding YTM's based upon Net Asset Value ('NAV'). The measure does not include fees and expenses. For callable bonds, YTM is the Yield-to-Worst.

**Effective Duration:** Effective duration is a measure of a fund's interest-rate sensitivity. Put simply, the longer a fund's duration, the more sensitive the fund is to shifts in interest rates. So a fund with a duration of 10 years is twice as volatile as a fund with a five-year duration.

**Contact Us**

For EMEA: +49 (0) 89 42729 5858 • [www.blackrock.com](http://www.blackrock.com) • [investor.services@blackrock.com](mailto:investor.services@blackrock.com)

## IMPORTANT INFORMATION:

In the European Economic Area (EEA): this is issued by BlackRock (Netherlands) B.V. is authorised and regulated by the Netherlands Authority for the Financial Markets. Registered office Amstelplein 1, 1096 HA, Amsterdam, Tel: 020 – 549 5200, Tel: 31-20-549-5200. Trade Register No. 17068311 For your protection telephone calls are usually recorded.

The German domiciled funds are "undertakings for collective investment in transferable securities" in conformity with the directives within the meaning of the German Law on the investments. These funds are managed by BlackRock Asset Management Deutschland AG which is authorised and regulated by the Bundesanstalt für Finanzdienstleistungsaufsicht.

Further information about the Fund and the Share Class, such as details of the key underlying investments of the Share Class and share prices, is available on the iShares website at [www.ishares.com](http://www.ishares.com) or by calling +44 (0)845 357 7000 or from your broker or financial adviser. The indicative intra-day net asset value of the Share Class is available at <http://deutsche-boerse.com> and/or <http://www.reuters.com>. A UCITS ETF's units / shares that have been acquired on the secondary market cannot usually be sold directly back to the UCITS ETF itself. Investors who are not Authorised Participants must buy and sell shares on a secondary market with the assistance of an intermediary (e.g. a stockbroker) and may incur fees and additional taxes in doing so. In addition, as the market price at which the Shares are traded on the secondary market may differ from the Net Asset Value per Share, investors may pay more than the then current Net Asset Value per Share when buying shares and may receive less than the current Net Asset Value per Share when selling them.

**For investors in Luxembourg:** This document is marketing material. The Companies have been notified to the Commission de Surveillance du Secteur Financier in Luxembourg in order to market their shares for sale to the public in Luxembourg and the Companies are notified Undertaking in Collective Investment for Transferable Securities (UCITS). The Companies have not been listed on the Luxembourg Stock Exchange, investors should contact their broker for further information. Investment is subject to the Prospectus, the Packaged Retail and Insurance-based Investment Products Key Information Document (PRIIPs KID) and all documents (the main/umbrella Prospectus, the Supplement[s], the latest and any previous annual and semi-annual reports of the Companies and the Memorandum and Articles of Association of the Companies) will be available in the Luxembourg, free of charge, from the offices of the Local Agent, BNP Paribas Securities Services, Luxembourg Branch 33, rue de Gasperich Howald – Hesperange L-2085 Luxembourg or by visiting the website on [www.iShares.com](http://www.iShares.com) which are available in English. Investors should read the fund specific risks in the Packaged Retail and Insurance-based Investment Products Key Information Document (PRIIPs KID) and the Company's Prospectus. BlackRock may terminate marketing at any time. Investors should understand all characteristics of the funds objective before investing. For information on investor rights and how to raise complaints please go to <https://www.blackrock.com/corporate/compliance/investor-right> available in English.

**Capital at risk:** Past performance is not a reliable indicator of current or future results and should not be the sole factor of consideration when selecting a product or strategy. Changes in the rates of exchange between currencies may cause the value of investments to diminish or increase. Fluctuation may be particularly marked in the case of a higher volatility fund and the value of an investment may fall suddenly and substantially. Levels and basis of taxation may change from time to time. BlackRock has not considered the suitability of this investment against your individual needs and risk tolerance. The data displayed provides summary information. Investment should be made on the basis of the relevant Prospectus which is available from the manager. The products mentioned in this document are intended for information purposes only and do not constitute investment advice or an offer to sell or a solicitation of an offer to buy the securities described within. This document may not be distributed without authorisation from BlackRock.

**Restricted Investors:** This document is not, and under no circumstances is to be construed as an advertisement or any other step in furtherance of a public offering of shares in the United States or Canada. This document is not aimed at persons who are resident in the United States, Canada or any province or territory thereof, where the companies/securities are not authorised or registered for distribution and where no prospectus has been filed with any securities commission or regulatory authority. The companies/securities may not be acquired or owned by, or acquired with the assets of, an ERISA Plan.

Bloomberg MSCI December 2025 Maturity USD Corporate ESG Screened Index is a registered trademark of Deutsche Börse AG. This financial instrument is neither sponsored nor promoted, distributed or in any other manner supported by Deutsche Börse AG (the "Licensor"). Neither the publication of the Index by the Licensor nor the granting of a license regarding the Index as well as the Index Trademark for the utilization in connection with the financial instrument or other securities or financial products, which derived from the Index, represents a recommendation by the Licensor for a capital investment or contains in any manner a warranty or opinion by the Licensor with respect to the attractiveness on an investment in this product.

Any research in this document has been procured and may have been acted on by BlackRock for its own purpose. The results of such research are being made available only incidentally. The views expressed do not constitute investment or any other advice and are subject to change. They do not necessarily reflect the views of any company in the BlackRock Group or any part thereof and no assurances are made as to their accuracy.

© 2024 BlackRock, Inc. All Rights reserved. BLACKROCK, BLACKROCK SOLUTIONS and iSHARES are trademarks of BlackRock, Inc. or its subsidiaries in the United States and elsewhere. All other trademarks are those of their respective owners.

## Contact Us

For EMEA: +49 (0) 89 42729 5858 • [www.blackrock.com](http://www.blackrock.com) • [investor.services@blackrock.com](mailto:investor.services@blackrock.com)