

iShares®

**iShares Trust
Supplement dated March 27, 2026
to the currently effective Summary Prospectus, Prospectus
and Statement of Additional Information (“SAI”)
for each of the funds listed below (each, a “Fund”)**

The Board of Trustees of iShares Trust has authorized a stock split for each Fund at the respective ratio set out below. The Creation Unit size for each Fund will remain at 50,000 shares per unit.

Fund Name	Ticker	Forward Split Ratio
iShares Russell 1000 Growth ETF	IWF	4:1
iShares Core High Dividend ETF	HDV	5:1

For the iShares Russell 1000 Growth ETF and iShares Core High Dividend ETF, the record date for the forward stock split will be April 27, 2026, and the stock split will be effectuated after the close of trading on April 28, 2026. Shares of the iShares Russell 1000 Growth ETF and iShares Core High Dividend ETF will begin trading on a split-adjusted basis on April 29, 2026.

Fund Name	Ticker	Reverse Split Ratio
iShares 25+ Year Treasury STRIPS Bond ETF	GOVZ	1:4

For the iShares 25+ Year Treasury STRIPS Bond ETF, the reverse stock split will be effectuated after the close of trading on May 4, 2026. Shares of the iShares 25+ Year Treasury STRIPS Bond ETF will begin trading on a split-adjusted basis on May 5, 2026.

If you have any questions, please call 1-800-iShares (1-800-474-2737).

iShares®

iShares Trust

Supplement dated January 16, 2026

**to the currently effective Summary Prospectus, Prospectus,
and Statement of Additional Information (“SAI”) for the
iShares 0-3 Month Treasury Bond ETF (SGOV) and
the iShares 0-1 Year Treasury Bond ETF (SHV)
(each a “Fund”)**

Effective on or around February 23, 2026 (the “Effective Date”), the iShares 0-3 Month Treasury Bond ETF and iShares 0-1 Year Treasury Bond ETF will change their primary listings to the New York Stock Exchange LLC (“NYSE”) and will no longer be listed on the NYSE Arca, Inc. (“NYSE Arca”) and The Nasdaq Stock Market LLC (“Nasdaq”), respectively.

Accordingly, as of the Effective Date, all references in each Fund’s Summary Prospectus, Prospectus and SAI to “NYSE Arca” and “Nasdaq,” as applicable with respect to each Fund, are hereby changed to the “NYSE.”

If you have any questions, please call 1-800-iShares (1-800-474-2737).

iShares®

iShares, Inc.

iShares Trust

iShares U.S. ETF Trust

Supplement dated November 26, 2025

to the currently effective Prospectus and

Statement of Additional Information (“SAI”)

of each Fund (each a “Fund” and collectively, the “Funds”)

The following changes for the Fund are expected to take effect on or around November 28, 2025:

Changes to the Fund’s “Determination of Net Asset Value” sections

The paragraphs beginning with “Equity securities” and “Fixed-income securities” in this section of the Prospectus are deleted in their entirety and replaced with the following:

Equity securities and other equity instruments (except ETF options, equity index options or those that are customized) for which market quotations are readily available are valued at market value, which is generally determined using the last reported official closing price or, if a reported closing price is not available, the last traded price on the exchange or market on which the security or instrument is primarily traded at the time of valuation. Shares of underlying open-end funds (including money market funds) that are not traded on an exchange are valued at net asset value. Shares of underlying ETFs and closed-end funds that trade on exchanges are valued at their most recent market closing price.

Fixed-income securities and certain derivative instruments are valued using last available bid prices or current market quotations provided by dealers or prices (including evaluated prices) supplied by the Funds’ approved independent third-party pricing services, each in accordance with BFA’s valuation policies and procedures. Pricing services may use matrix pricing or valuation models that utilize certain inputs and assumptions to derive values. Pricing services generally value fixed-income securities assuming orderly transactions of an institutional round lot size, but a Fund may hold or transact in such securities in smaller odd lot sizes. Odd lots of securities in certain asset classes may trade at lower prices than institutional round lots, and the value ultimately realized when the securities are sold could differ from the prices used by a Fund. The amortized cost method of valuation may be used with respect to debt obligations with 60 days or less remaining to maturity unless BFA determines in good faith that such method does not represent fair value.

The paragraph beginning with “Customized exchange-traded equity” in this section of the Prospectus is deleted in its entirety and replaced with the following:

Customized exchange-traded equity options, ETF options, equity index options and other derivatives may be valued using a mathematical model that may incorporate a number of market data factors.

For each of the SAIs, the sections entitled “Equity Investments”, “Fixed-Income Investments”, and “Options, Futures, Swaps and Other Derivatives”, as applicable, are deleted in their entirety and replaced with the following:

Equity Investments. Equity securities traded on a recognized securities exchange (e.g., NYSE), on separate trading boards of a securities exchange or through a market system that provides contemporaneous transaction pricing information (each an “Exchange”) are valued using information obtained via independent pricing services, generally at the Exchange closing price or, if an Exchange closing price is not available, the last traded price on that Exchange prior to the time as of which the assets or liabilities are valued. However, under certain circumstances, other means of determining current market value may be used. If an equity security is traded on more than one Exchange, the current market value of the security where it is primarily traded generally will be used. In the event that there are no sales involving an equity security held by a Fund on a day on which a Fund values such security, the prior day’s price will be used, unless BFA determines that such prior day’s price no longer reflects the fair value of the security, in which case such asset would be treated as a Fair Value Asset (as defined below).

Fixed-Income Investments. Fixed-income securities are valued using the last available bid prices or current market quotations provided by dealers or prices (including evaluated prices) supplied by the Funds' approved independent third-party pricing services, each in accordance with BFA's Valuation Procedures. The pricing services may use matrix pricing or valuation models that utilize certain inputs and assumptions to derive values, including transaction data (e.g., recent representative bids and offers), credit quality information, perceived market movements, news, and other relevant information. Pricing services also may consider yields or prices of securities of comparable quality, coupon, maturity and type; indications as to values from dealers; general market conditions; and/or other factors and assumptions. Pricing services generally value fixed-income securities assuming orderly transactions of an institutional round lot size, but a Fund may hold or transact in such securities in smaller, odd lot sizes. Odd lots of securities in certain asset classes may trade at lower prices than institutional round lots, and the value ultimately realized when the securities are sold could differ from the prices used by a Fund. The amortized cost method of valuation may be used with respect to debt obligations with 60 days or less remaining to maturity unless BFA determines in good faith that such method does not represent fair value. Certain fixed-income investments, including asset-backed and mortgage-related securities, may be valued based on valuation models that consider the estimated cash flows of each tranche of the issuer, establish a benchmark yield and develop an estimated tranche-specific spread to the benchmark yield based on the unique attributes of the tranche.

Options, Futures, Swaps and Other Derivatives. Exchange-traded equity options (except ETF options, equity index options or those that are customized) for which market quotations are readily available are valued at the mean of the last bid and ask prices as quoted on the Exchange or the board of trade on which such options are traded. In the event that there is no mean price available for such exchange traded equity option held by a Fund on a day on which a Fund values such option, the last bid (long positions) or ask (short positions) price, if available, will be used as the value of such option. If no bid or ask price is available on a day on which a Fund values such option, the prior day's price will be used, unless BFA determines that such prior day's price no longer reflects the fair value of the option, in which case such option will be treated as a Fair Value Asset. Customized exchange-traded equity options, ETF options, equity index options and OTC derivatives, may be valued using a mathematical model which may incorporate a number of market data factors. Financial futures contracts and options thereon, which are traded on exchanges, are valued at their last sale price or settle price as of the close of such exchanges. Swap agreements and other derivatives are generally valued daily based upon quotations from market makers or by a pricing service in accordance with the Valuation Procedures.

For each of the SAIs, in the section entitled "Fair Value", the paragraph beginning with "BFA's Rule 2a-5" is deleted in its entirety and replaced with the following:

BFA's Rule 2a-5 Committee is responsible for reviewing and approving methodologies by investment type and significant inputs used in the fair valuation of Fund assets or liabilities. In addition, a Fund's accounting agent assists BFA by periodically endeavoring to confirm the prices it receives from all third-party pricing services, index providers and broker-dealers. BFA regularly evaluates the values assigned to the securities and other assets and liabilities of a Fund.

If you have any questions, please call 1-800-iShares (1-800-474-2737).

iShares®

**iShares Trust
Supplement dated October 31, 2025
to the currently effective Summary Prospectus, Prospectus,
and Statement of Additional Information (“SAI”) for the
iShares 0-3 Month Treasury Bond ETF (SGOV) and
iShares Short Treasury Bond ETF (SHV)
(each, a “Fund” and collectively, the “Funds”)**

Effective on or around December 10, 2025, the following name change will be effective:

Current Fund Name	New Fund Name
iShares Short Treasury Bond ETF	iShares 0–1 Year Treasury Bond ETF

In addition, effective after the October 31, 2025 rebalancing, the Underlying Index of each Fund, as such term is defined in each Fund’s Summary Prospectus and Prospectus, will reinvest cash flows from coupon payments and the proceeds of maturing component securities prior to the next rebalancing. Prior to October 31, 2025, the Underlying Index of each Fund did not reinvest the cash flows. Accordingly, the following strategy changes are effective immediately:

- The third paragraph of the section entitled Principal Investment Strategies of the Summary Prospectus and Prospectus for SGOV is deleted in its entirety.
- The following is added as the new third paragraph of the section entitled Principal Investment Strategies of the Summary Prospectus and Prospectus for each Fund:
 - The Underlying Index’s cash from coupon payments and the proceeds of maturing component securities will receive a return equal to that of the ICE US 1-Month Treasury Bill Index from the point of which cash is received until the end of the month. The Underlying Index’s cash position is treated as cash and cash equivalents by the Fund, so the Fund may have material positions in cash and cash equivalents, including money market funds. Prior to October 31, 2025, the cash from coupon payments and the proceeds of maturing component securities did not earn any reinvestment income.
- The second and third to last sentences in ICE 0-3 Month US Treasury Securities Index and ICE Short US Treasury Securities Index sections of the Funds’ SAI on pages 116 and 117 are each deleted in their entirety and replaced with the following:
 - The Underlying Index’s cash from coupon payments and the proceeds of maturing component securities will receive a return equal to that of the ICE US 1-Month Treasury Bill Index from the point of which cash is received until the end of the month when cash, including the return on cash, is removed as part of the rebalancing. Prior to October 31, 2025, cash flows from coupon payments and the proceeds of maturing component securities did not earn any reinvestment income.

If you have any questions, please call 1-800-iShares (1-800-474-2737).

iShares®

**iShares Trust, iShares, Inc., and iShares U.S. ETF Trust
Supplement dated August 1, 2025
to the currently effective Summary Prospectus, Prospectus, and
Statement of Additional Information (“SAI”)
for the Funds listed in Appendix A (each, a “Fund” and collectively, the “Funds”)**

Effective immediately, Jonathan Graves is added as a Portfolio Manager for each Fund. Accordingly, effective immediately, the following changes are made:

- Jonathan Graves is hereby added as a Portfolio Manager of each Fund to the applicable sections of each Fund’s Summary Prospectus, Prospectus and SAI.
- The following is added under the section of the Funds’ Prospectus entitled “Management of the Funds – Portfolio Managers”:

Jonathan Graves has been employed by BFA or its affiliates as a senior portfolio manager since 2003. He is a Managing Director of BlackRock, Inc.

- The following table is added under the section entitled “Investment Advisory, Administrative and Distribution Services - Portfolio Managers” of the Funds’ SAIs:

Jonathan Graves (as of June 30, 2025)

	<u>Number of Other Accounts</u>	<u>Total Assets</u>	<u>Number of Other Accounts with Performance Fees</u>	<u>Total Assets</u>
Registered Investment Companies	9	\$27,649,000,000	0	N/A
Other Pooled Investment Vehicles	12	\$15,939,000,000	0	N/A
Other Accounts	12	\$4,158,000,000	0	N/A

- As of July 25, 2025, Jonathan Graves did not beneficially own shares of the Funds.

Effective immediately, Marcus Tom is added as a Portfolio Manager for each Fund. Accordingly, effective immediately, the following changes are made:

- Marcus Tom is hereby added as a Portfolio Manager of each Fund to the applicable sections of each Fund’s Summary Prospectus, Prospectus and SAI.
- The following is added under the section of the Funds’ Prospectus entitled “Management of the Funds – Portfolio Managers”:

Marcus Tom has been employed by BFA or its affiliates as a senior portfolio manager since 2000. He is a Director of BlackRock, Inc.

- The following table is added under the section entitled “Investment Advisory, Administrative and Distribution Services - Portfolio Managers” of the Funds’ SAIs:

Marcus Tom (as of June 30, 2025)

	<u>Number of Other Accounts</u>	<u>Total Assets</u>	<u>Number of Other Accounts with Performance Fees</u>	<u>Total Assets</u>
Registered Investment Companies	14	\$89,291,000,000	0	N/A
Other Pooled Investment Vehicles	9	\$50,768,000,000	0	N/A
Other Accounts	6	\$2,984,000,000	0	N/A

- As of July 25, 2025, Marcus Tom did not beneficially own shares of the Funds.

Effective immediately, Karen Uyehara is no longer a Portfolio Manager for the Funds. All references to Ms. Uyehara in the Summary Prospectus, Prospectus, and SAI for each Fund are hereby removed.

If you have any questions, please call 1-800-iShares (1-800-474-2737).

iShares® is a registered trademark of BlackRock Fund Advisors and its affiliates.

IS-SUPP-NPM2-0825

**PLEASE RETAIN THIS SUPPLEMENT
FOR FUTURE REFERENCE**

Appendix A – The Funds

iShares 10-20 Year Treasury Bond ETF (TLH)
iShares 20+ Year Treasury Bond ETF (TLT)
iShares GNMA Bond ETF (GNMA)
iShares MBS ETF (MBB)
iShares Long-Term National Muni Bond ETF (LMUB)
iShares Short-Term National Muni Bond ETF (SUB)
iShares 25+ Year Treasury STRIPS Bond ETF (GOVZ)
iShares 0-3 Month Treasury Bond ETF (SGOV)
iShares 1-3 Year Treasury Bond ETF (SHY)
iShares Short Treasury Bond ETF (SHV)
iShares Treasury Floating Rate Bond ETF (TFLO)
iShares International High Yield Bond ETF (HYXU)
iShares US & Intl High Yield Corp Bond ETF (GHYG)
iShares California Muni Bond ETF (CMF)
iShares iBonds Dec 2025 Term Muni Bond ETF (IBMN)
iShares iBonds Dec 2026 Term Muni Bond ETF (IBMO)
iShares iBonds Dec 2027 Term Muni Bond ETF (IBMP)
iShares iBonds Dec 2028 Term Muni Bond ETF (IBMQ)
iShares iBonds Dec 2029 Term Muni Bond ETF (IBMR)
iShares iBonds Dec 2030 Term Muni Bond ETF (IBMS)
iShares iBonds Dec 2031 Term Muni Bond ETF (IBMT)
iShares National Muni Bond ETF (MUB)
iShares New York Muni Bond ETF (NYF)
iShares Agency Bond ETF (AGZ)
iShares CMBS ETF (CMBS)
iShares 7-10 Year Treasury Bond ETF (IEF)
iShares iBonds Dec 2025 Term Treasury ETF (IBTF)
iShares iBonds Dec 2026 Term Treasury ETF (IBTG)
iShares iBonds Dec 2027 Term Treasury ETF (IBTH)
iShares iBonds Dec 2028 Term Treasury ETF (IBTI)
iShares iBonds Dec 2029 Term Treasury ETF (IBTJ)
iShares iBonds Dec 2030 Term Treasury ETF (IBTK)
iShares iBonds Dec 2031 Term Treasury ETF (IBTL)
iShares iBonds Dec 2032 Term Treasury ETF (IBTM)
iShares iBonds Dec 2033 Term Treasury ETF (IBTO)
iShares iBonds Dec 2034 Term Treasury ETF (IBTP)
iShares iBonds Dec 2035 Term Treasury ETF (IBTQ)
iShares iBonds Dec 2044 Term Treasury ETF (IBGA)
iShares iBonds Dec 2045 Term Treasury ETF (IBGB)
iShares iBonds Dec 2054 Term Treasury ETF (IBGK)
iShares iBonds Dec 2055 Term Treasury ETF (IBGL)
iShares U.S. Treasury Bond ETF (GOVT)
iShares 0-5 Year TIPS Bond ETF (STIP)
iShares iBonds Oct 2025 Term TIPS ETF (IBIB)
iShares iBonds Oct 2026 Term TIPS ETF (IBIC)
iShares iBonds Oct 2027 Term TIPS ETF (IBID)
iShares iBonds Oct 2028 Term TIPS ETF (IBIE)
iShares iBonds Oct 2029 Term TIPS ETF (IBIF)
iShares iBonds Oct 2030 Term TIPS ETF (IBIG)
iShares iBonds Oct 2031 Term TIPS ETF (IBIH)
iShares iBonds Oct 2032 Term TIPS ETF (IBII)
iShares iBonds Oct 2033 Term TIPS ETF (IBIJ)
iShares iBonds Oct 2034 Term TIPS ETF (IBIK)
iShares iBonds Oct 2035 Term TIPS ETF (IBIL)
iShares TIPS Bond ETF (TIP)
iShares Core 10+ Year USD Bond ETF (ILTB)
iShares Core 1-5 Year USD Bond ETF (ISTB)
iShares Core Total USD Bond Market ETF (IUSB)
iShares Core U.S. Aggregate Bond ETF (AGG)
iShares ESG Advanced Total USD Bond Market ETF (EUSB)
iShares ESG Aware U.S. Aggregate Bond ETF (EAGG)
iShares Government/Credit Bond ETF (GBF)
iShares iBonds 2025 Term High Yield and Income ETF (IBHE)
iShares iBonds 2026 Term High Yield and Income ETF (IBHF)
iShares iBonds 2027 Term High Yield and Income ETF (IBHG)
iShares iBonds 2028 Term High Yield and Income ETF (IBHH)
iShares iBonds 2029 Term High Yield and Income ETF (IBHI)
iShares iBonds Dec 2029 Term Corporate ETF (IBDU)
iShares Inflation Hedged Corporate Bond ETF (LQDI)
iShares Inflation Hedged U.S. Aggregate Bond ETF (AGIH)
iShares Interest Rate Hedged U.S. Aggregate Bond ETF (AGRH)
iShares USD Green Bond ETF (BGRN)
iShares 0-5 Year High Yield Corporate Bond ETF (SHYG)
iShares BB Rated Corporate Bond ETF (HYBB)
iShares Broad USD High Yield Corporate Bond ETF (USHY)
iShares ESG Advanced High Yield Corporate Bond ETF (HYXF)
iShares Fallen Angels USD Bond ETF (FALN)
iShares iBoxx \$ High Yield Corporate Bond ETF (HYG)
iShares Inflation Hedged High Yield Bond ETF (HYGI)
iShares Interest Rate Hedged High Yield Bond ETF (HYGH)
iShares Intermediate Government/Credit Bond ETF (CVI)
iShares 10+ Year Investment Grade Corporate Bond ETF (IGLB)
iShares 5-10 Year Investment Grade Corporate Bond ETF (IGIB)
iShares 3-7 Year Treasury Bond ETF (IEI)
iShares J.P. Morgan Broad USD Emerging Markets Bond
ETF (BEMB)
iShares J.P. Morgan EM Corporate Bond ETF (CEMB)
iShares J.P. Morgan EM High Yield Bond ETF (EMHY)
iShares J.P. Morgan EM Local Currency Bond ETF (LEMB)
iShares J.P. Morgan USD Emerging Markets Bond ETF (EMB)
iShares 0-5 Year Investment Grade Corporate Bond ETF (SLQD)
iShares Aaa – A Rated Corporate Bond ETF (QLTA)
iShares BBB Rated Corporate Bond ETF (LQDB)
iShares Broad USD Investment Grade Corporate Bond
ETF (USIG)
iShares Convertible Bond ETF (ICVT)
iShares Core 5-10 Year USD Bond ETF (IMTB)
iShares ESG Advanced Investment Grade Corporate Bond
ETF (ELQD)
iShares ESG Aware 1-5 Year USD Corporate Bond ETF (SUSB)
iShares ESG Aware USD Corporate Bond ETF (SUSC)
iShares iBonds 2030 Term High Yield and Income ETF (IBHI)
iShares iBonds 2031 Term High Yield and Income ETF (IBHK)
iShares iBonds 2032 Term High Yield and Income ETF (IBHL)
iShares iBonds Dec 2025 Term Corporate ETF (IBDQ)
iShares iBonds Dec 2026 Term Corporate ETF (IBDR)
iShares iBonds Dec 2027 Term Corporate ETF (IBDS)
iShares iBonds Dec 2028 Term Corporate ETF (IBDT)
iShares iBonds Dec 2030 Term Corporate ETF (IBDV)
iShares iBonds Dec 2031 Term Corporate ETF (IBDW)
iShares iBonds Dec 2032 Term Corporate ETF (IBDX)
iShares iBonds Dec 2033 Term Corporate ETF (IBDY)
iShares iBonds Dec 2034 Term Corporate ETF (IBDZ)
iShares iBonds Dec 2035 Term Corporate ETF (IBCA)
iShares iBoxx \$ Investment Grade Corporate Bond ETF (LQD)
iShares Interest Rate Hedged Long-Term Corporate Bond
ETF (IGBH)
iShares 1-5 Year Investment Grade Corporate Bond ETF (IGSB)
iShares Floating Rate Bond ETF (FLOT)
iShares Interest Rate Hedged Corporate Bond ETF (LQDH)

iShares®

iShares Trust
Supplement dated July 22, 2025
to the currently effective Summary Prospectus, Prospectus
and Statement of Additional Information (the “SAI”) for the iShares New York Muni Bond ETF
(NYF) (the “Fund”)

Effective August 1, 2025, the annual management fee for the Fund, as a percentage of average daily net assets, is 0.09%. Accordingly, effective immediately, the following changes are made:

1. In the “Fees and Expenses” section of the Summary Prospectus and the Prospectus, the Annual Fund Operating Expenses table and the Example section are deleted in their entirety and replaced with the following:

Annual Fund Operating Expenses (ongoing expenses that you pay each year as a percentage of the value of your investments)^{1,2}			
Management Fees	Distribution and Service (12b-1) Fees	Other Expenses³	Total Annual Fund Operating Expenses
0.09%	None	0.00%	0.09%

- ¹ Operating expenses paid by BFA under the Investment Advisory Agreement exclude acquired fund fees and expenses, if any.
- ² The expense information in the table has been restated to reflect current fees.
- ³ The amount rounded to 0.00%.

Example. This Example is intended to help you compare the cost of owning shares of the Fund with the cost of investing in other funds. The Example assumes that you invest \$10,000 in the Fund for the time periods indicated and then sell all of your shares at the end of those periods. The Example also assumes that your investment has a 5% return each year and that the Fund’s operating expenses remain the same. Although your actual costs may be higher or lower, based on these assumptions, your costs would be:

1 Year	3 Years	5 Years	10 Years
\$9	\$29	\$51	\$115

2. The management fee of the Fund is changed to 0.09% in the fee table in the “Management of the Funds” section of the Prospectus and in the “Investment Adviser” section of the SAI.

If you have any questions, please call 1-800-iShares (1-800-474-2737).

iShares®

iShares Trust
Supplement dated July 22, 2025
to the currently effective Summary Prospectus, Prospectus
and Statement of Additional Information (the “SAI”) for the iShares New York Muni Bond ETF
(NYF) (the “Fund”)

Effective August 1, 2025, the annual management fee for the Fund, as a percentage of average daily net assets, is 0.09%. Accordingly, effective immediately, the following changes are made:

1. In the “Fees and Expenses” section of the Summary Prospectus and the Prospectus, the Annual Fund Operating Expenses table and the Example section are deleted in their entirety and replaced with the following:

Annual Fund Operating Expenses (ongoing expenses that you pay each year as a percentage of the value of your investments)^{1,2}			
Management Fees	Distribution and Service (12b-1) Fees	Other Expenses³	Total Annual Fund Operating Expenses
0.09%	None	0.00%	0.09%

- ¹ Operating expenses paid by BFA under the Investment Advisory Agreement exclude acquired fund fees and expenses, if any.
- ² The expense information in the table has been restated to reflect current fees.
- ³ The amount rounded to 0.00%.

Example. This Example is intended to help you compare the cost of owning shares of the Fund with the cost of investing in other funds. The Example assumes that you invest \$10,000 in the Fund for the time periods indicated and then sell all of your shares at the end of those periods. The Example also assumes that your investment has a 5% return each year and that the Fund’s operating expenses remain the same. Although your actual costs may be higher or lower, based on these assumptions, your costs would be:

1 Year	3 Years	5 Years	10 Years
\$9	\$29	\$51	\$115

2. The management fee of the Fund is changed to 0.09% in the fee table in the “Management of the Funds” section of the Prospectus and in the “Investment Adviser” section of the SAI.

If you have any questions, please call 1-800-iShares (1-800-474-2737).

Prospectus

iShares Trust

- iShares 0-3 Month Treasury Bond ETF | SGOV | NYSE Arca
- iShares 1-3 Year Treasury Bond ETF | SHY | Nasdaq
- iShares 3-7 Year Treasury Bond ETF | IEI | Nasdaq
- iShares 7-10 Year Treasury Bond ETF | IEF | Nasdaq
- iShares 10-20 Year Treasury Bond ETF | TLH | NYSE Arca
- iShares 20+ Year Treasury Bond ETF | TLT | Nasdaq
- iShares 25+ Year Treasury STRIPS Bond ETF | GOVZ | Cboe BZX
- iShares Agency Bond ETF | AGZ | NYSE Arca
- iShares California Muni Bond ETF | CMF | NYSE Arca
- iShares MBS ETF | MBB | Nasdaq
- iShares National Muni Bond ETF | MUB | NYSE Arca
- iShares New York Muni Bond ETF | NYF | NYSE Arca
- iShares Short Treasury Bond ETF | SHV | Nasdaq
- iShares Short-Term National Muni Bond ETF | SUB | NYSE Arca

Table of Contents

Fund Summaries

iShares 0-3 Month Treasury Bond ETF	S-1
iShares 1-3 Year Treasury Bond ETF	S-7
iShares 3-7 Year Treasury Bond ETF	S-13
iShares 7-10 Year Treasury Bond ETF	S-19
iShares 10-20 Year Treasury Bond ETF	S-25
iShares 20+ Year Treasury Bond ETF	S-31
iShares 25+ Year Treasury STRIPS Bond ETF	S-37
iShares Agency Bond ETF	S-43
iShares California Muni Bond ETF	S-49
iShares MBS ETF	S-55
iShares National Muni Bond ETF	S-61
iShares New York Muni Bond ETF	S-67
iShares Short Treasury Bond ETF	S-74
iShares Short-Term National Muni Bond ETF	S-80
More Information About the Funds	1
Additional Information About the Funds' Risks	3
Portfolio Holdings Information	17
Management of the Funds	17
Shareholder Information	20
Distribution	27
Financial Highlights	27
Index Providers and Disclaimers	35

iSHARES[®] 0-3 MONTH TREASURY BOND ETF

Ticker: SGOV

Stock Exchange: NYSE Arca

Investment Objective

The iShares 0-3 Month Treasury Bond ETF (the “Fund”) seeks to track the investment results of an index composed of U.S. Treasury bonds with remaining maturities of less than or equal to three months.

Fees and Expenses

The following table describes the fees and expenses that you will incur if you buy, hold and sell shares of the Fund. The investment advisory agreement between iShares Trust (the “Trust”) and BlackRock Fund Advisors (“BFA”) (the “Investment Advisory Agreement”) provides that BFA will pay all operating expenses of the Fund, except: (i) the management fees, (ii) interest expenses, (iii) taxes, (iv) expenses incurred with respect to the acquisition and disposition of portfolio securities and the execution of portfolio transactions, including brokerage commissions, (v) distribution fees or expenses, and (vi) litigation expenses and any extraordinary expenses.

You may pay other fees, such as brokerage commissions and other fees to financial intermediaries, which are not reflected in the tables and examples below.

Annual Fund Operating Expenses (ongoing expenses that you pay each year as a percentage of the value of your investments) ^{1,2}			
<u>Management Fees</u>	<u>Distribution and Service (12b-1) Fees</u>	<u>Other Expenses³</u>	<u>Total Annual Fund Operating Expenses</u>
0.09%	None	0.00%	0.09%

¹ Operating expenses paid by BFA under the Investment Advisory Agreement exclude Acquired Fund Fees and Expenses, if any.

² The expense information in the table has been restated to reflect current fees.

³ The amount rounded to 0.00%.

Example. This Example is intended to help you compare the cost of owning shares of the Fund with the cost of investing in other funds. The Example assumes that you invest \$10,000 in the Fund for the time periods indicated and then sell all of your shares at the end of those periods. The Example also assumes that your investment has a 5% return each year and that the Fund’s operating expenses remain the same. Although your actual costs may be higher or lower, based on these assumptions, your costs would be:

<u>1 Year</u>	<u>3 Years</u>	<u>5 Years</u>	<u>10 Years</u>
\$9	\$29	\$51	\$115

Portfolio Turnover. The Fund may pay transaction costs, such as commissions, when it buys and sells securities (or “turns over” its portfolio). A higher portfolio turnover rate may indicate higher transaction costs and may result in higher taxes when Fund shares are held in a taxable account. These costs, which are not reflected in the Annual Fund Operating Expenses or in the Example, affect the Fund’s performance. During the most recent fiscal year, the Fund’s portfolio turnover rate was 0% of the average value of its portfolio.

Principal Investment Strategies

The Fund seeks to track the investment results of the ICE® 0-3 Month US Treasury Securities Index (the “Underlying Index”), which measures the performance of public obligations of the U.S. Treasury that have a remaining maturity of less than or equal to three months. As of February 28, 2025, there were 39 components in the Underlying Index.

The Underlying Index is market value weighted based on amounts outstanding of issuances consisting of publicly issued U.S. Treasury securities that have a remaining term to final maturity of less than or equal to three months as of the rebalance date and \$1 billion or more of outstanding face value, excluding amounts held by the Federal Reserve System Open Market Account. In addition, the securities in the Underlying Index must have a fixed coupon schedule and be denominated in U.S. dollars. Excluded from the Underlying Index are inflation-linked securities and zero-coupon bonds that have been stripped from coupon-paying bonds (e.g., Separate Trading of Registered Interest and Principal of Securities). However, the amounts outstanding of qualifying coupon securities in the Underlying Index are not reduced by any individual components of such securities (*i.e.*, coupon or principal) that have been stripped after inclusion in the Underlying Index. The Underlying Index is rebalanced on the last calendar day of each month.

The Underlying Index does not provide for the reinvestment of cash flows from coupon payments or the proceeds of maturing component securities between rebalance dates. Consequently, the Fund may hold money market instruments.

BFA uses an indexing approach to try to achieve the Fund’s investment objective. The Fund does not try to “beat” the index it tracks and does not seek temporary defensive positions when markets decline or appear overvalued.

Indexing may eliminate the chance that the Fund will substantially outperform the Underlying Index but also may reduce some of the risks of active management, such as poor security selection. Indexing seeks to achieve lower costs and better after-tax performance by aiming to keep portfolio turnover low in comparison to actively managed investment companies.

BFA uses a representative sampling indexing strategy to manage the Fund. “Representative sampling” is an indexing strategy that involves investing in a representative sample of securities that collectively has an investment profile similar to that of an applicable underlying index. The securities selected are expected to have, in the aggregate, investment characteristics (based on factors such as market value and industry weightings), fundamental characteristics (such as return variability, duration (*i.e.*, a security’s price sensitivity to a change in interest rates),

maturity or credit ratings and yield) and liquidity measures similar to those of an applicable underlying index. The Fund may or may not hold all of the securities in the Underlying Index.

The Fund will invest at least 80% of its assets in the component securities of the Underlying Index, and the Fund will invest at least 90% of its assets in U.S. Treasury securities that BFA believes will help the Fund track the Underlying Index. The Fund will invest no more than 10% of its assets in futures, options and swaps contracts that BFA believes will help the Fund track the Underlying Index. Cash and cash equivalent investments associated with a derivative position will be treated as part of that position for the purposes of calculating the percentage of investments included in the Underlying Index. The Fund seeks to track the investment results of the Underlying Index before fees and expenses of the Fund.

The Fund may lend securities representing up to one-third of the value of the Fund’s total assets (including the value of any collateral received).

The Underlying Index is sponsored by ICE Data Indices, LLC (the “Index Provider” or “IDI”), which is independent of the Fund and BFA. The Index Provider determines the composition and relative weightings of the securities in the Underlying Index and publishes information regarding the market value of the Underlying Index.

Summary of Principal Risks

As with any investment, you could lose all or part of your investment in the Fund, and the Fund’s performance could trail that of other investments. The Fund is subject to certain risks, including the principal risks noted below any of which may adversely affect the Fund’s net asset value per share (“NAV”), trading price, yield, total return and ability to meet its investment objective. Certain key risks are prioritized below (with others following in alphabetical order), but the relative significance of any risk is difficult to predict and may change over time. You should review each risk factor carefully.

U.S. Treasury Obligations Risk. U.S. Treasury obligations may differ from other securities in their interest rates, maturities, times of issuance and other characteristics and may provide relatively lower returns than those of other securities. Changes in the U.S. government’s financial condition or credit rating may cause the value of U.S. Treasury obligations to decline. Direct obligations of the U.S. Treasury have historically involved little risk of loss of principal if held to maturity, but the market value of such securities is not guaranteed and may fluctuate. Although U.S. Treasury obligations are backed by the full faith and credit of the United States, circumstances could arise that could prevent the timely payment of interest or principal.

Interest Rate Risk. Interest rate risk refers to the risk of fluctuations in the value of a fixed-income security due to changes in the general level of interest rates. Interest rate changes can be sudden and unpredictable and are influenced by a number of factors, including government policy, monetary policy, inflation expectations, perceptions of risk, and supply and demand for fixed-income securities. An increase in interest rates generally will cause the value of fixed-income securities to decline. Securities with longer maturities generally are more sensitive to interest rate changes and subject to greater fluctuations in value. Changes in

interest rates may have unpredictable effects on fixed-income markets and result in heightened volatility and lower liquidity for certain instruments, which may adversely affect a Fund's performance. During periods of very low or negative interest rates, a Fund may be unable to maintain positive returns or pay dividends to shareholders.

Market Risk. The Fund could lose money over short periods due to short-term market movements and over longer periods during more prolonged market downturns. Local, regional or global events such as war, acts of terrorism, pandemics or other public health issues, recessions, the prospect or occurrence of a sovereign default or other financial crisis, or other events could have a significant impact on the Fund and its investments and could result in increased premiums or discounts to the Fund's NAV.

Index-Related Risk. The Index Provider may rely on various sources of information to assess the criteria of components of the Underlying Index, including information that may be based on assumptions and estimates. Neither the Fund nor BFA can offer assurances that the Index Provider's methodology or sources of information will provide an accurate assessment of included components or will result in the Fund meeting its investment objective. Errors in index data, index computations or the construction of the Underlying Index in accordance with its methodology may occur, and the Index Provider may not identify or correct them promptly or at all, which may have an adverse impact on the Fund and its shareholders. Unusual market conditions or other unforeseen circumstances (such as natural disasters, political unrest or war) may impact the Index Provider or a third-party data provider and could cause the Index Provider to postpone a scheduled rebalance. This could cause the Underlying Index to vary from its normal or expected composition.

Asset Class Risk. The securities and other assets in the Underlying Index or in the Fund's portfolio may underperform in comparison to financial markets generally, a particular financial market, another index, or other asset classes.

Authorized Participant Concentration Risk. An "Authorized Participant" is a member or participant of a clearing agency registered with the SEC, which has a written agreement with the Fund or one of its service providers that allows the Authorized Participant to place orders for the purchase and redemption of creation units ("Creation Units"). Only an Authorized Participant may engage in creation or redemption transactions directly with the Fund. There are a limited number of institutions that may act as Authorized Participants for the Fund, including on an agency basis on behalf of other market participants. No Authorized Participant is obligated to engage in creation or redemption transactions. To the extent that Authorized Participants exit the business or do not place creation or redemption orders for the Fund and no other Authorized Participant places orders, Fund shares are more likely to trade at a premium or discount to NAV and possibly face trading halts or delisting.

Concentration Risk. The Fund may be susceptible to an increased risk of loss, including losses due to adverse events that affect the Fund's investments more than the market as a whole, to the extent that the Fund's investments are concentrated in the securities or other assets of one or more issuers, countries or

other geographic units, markets, industries, project types, or asset classes.

Income Risk. The Fund's income may decline due to falling interest rates or other factors. This can occur because the Fund may be required to invest in lower-yielding bonds when a bond in the Fund's portfolio matures, is near maturity, is called or is prepaid, when bonds in the Underlying Index are substituted, or when the Fund otherwise needs to purchase additional bonds. The Index Provider's substitution of bonds in the Underlying Index may occur, for example, when the time to maturity for the bond no longer matches the Underlying Index's stated maturity guidelines.

Issuer Risk. The performance of the Fund depends on the performance of individual securities or other assets to which the Fund has exposure. The value of securities or other assets may decline, or perform differently from the market as a whole, due to changes in the financial condition or credit rating of the issuer or counterparty.

Management Risk. The Fund generally does not attempt to take defensive positions under any market conditions, including declining markets. As the Fund will not fully replicate the Underlying Index and may hold securities or other assets not included in the Underlying Index, it is subject to the risk that the investment strategy of BFA may not produce the intended results. There is no guarantee that the Fund's investment results will have a high degree of correlation to those of the Underlying Index or that the Fund will achieve its investment objective.

Market Trading Risk. The Fund faces numerous market trading risks, including the potential lack of an active market for Fund shares (including through a trading halt), losses from trading in secondary markets, periods of high volatility, and disruptions in the process of creating and redeeming Fund shares. Any of these factors, among others, may lead to the Fund's shares trading in the secondary market at a premium or discount to NAV or to the intraday value of the Fund's portfolio holdings. If you buy Fund shares at a time when the market price is at a premium to NAV or sell Fund shares at a time when the market price is at a discount to NAV, you may pay significantly more or receive significantly less than the underlying value of the Fund shares.

Operational and Technology Risks. The Fund is directly and indirectly susceptible to operational and technology risks, including those related to human errors, processing errors, communication errors, systems failures, cybersecurity incidents, and the use of artificial intelligence and machine learning ("AI"), which may result in losses for the Fund and its shareholders or may impair the Fund's operations. While the Fund's service providers are required to have appropriate operational, information security and cybersecurity risk management policies and procedures, their methods of risk management may differ from those of the Fund. Operational and technology risks for the issuers in which the Fund invests could also result in material adverse consequences for such issuers and may cause the Fund's investments in such issuers to lose value.

Risk of Investing in the U.S. Investing in U.S. issuers subjects the Fund to legal, regulatory, political, currency, security, and economic risks that are specific to the U.S. Certain changes in the U.S., such as a weakening of the U.S. economy or a decline in its financial markets, may have an adverse effect on U.S. issuers.

Securities Lending Risk. The Fund may engage in securities lending. Securities lending involves the risk that the Fund may lose money because the borrower of the loaned securities fails to return the securities in a timely manner or at all. The Fund could also lose money in the event of a decline in the value of collateral provided for loaned securities or a decline in the value of any investments made with cash collateral. These events could also trigger adverse tax consequences for the Fund.

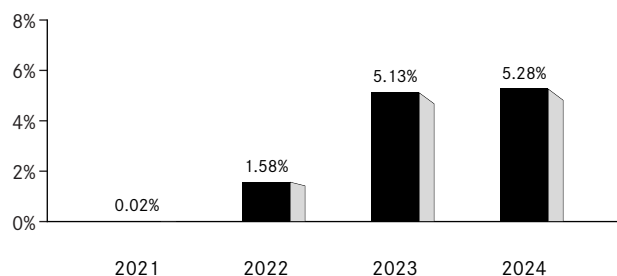
Tracking Error Risk. The Fund may be subject to “tracking error,” which is the divergence of the Fund’s performance from that of the Underlying Index. Tracking error may occur due to a number of factors, including differences between the securities and other assets held in the Fund’s portfolio and those included in the Underlying Index; differences in the timing and methodologies

used to value securities and other assets; transaction costs and other expenses incurred by the Fund that the Underlying Index does not incur; the Fund’s holding of uninvested cash; differences in the timing of the accrual or the valuation of dividends or interest received by the Fund or distributions paid to Fund shareholders; tax gains or losses; the requirements for the Fund to maintain pass-through tax treatment; portfolio transactions carried out to minimize the distribution of capital gains to shareholders; the acceptance of custom baskets; changes to the Underlying Index; and impacts to the Fund of complying with certain regulatory requirements or limits. Tracking error risk may be heightened during times of increased market volatility or other unusual market conditions.

Performance Information

The performance information below illustrates how the Fund's performance has varied over different periods and provides some indication of the risks of investing in the Fund. The bar chart shows how the performance of the Fund has varied from one calendar year to another over the periods shown. The table compares the Fund's performance to that of an appropriate broad-based securities market index and the Underlying Index. Fund returns assume the reinvestment of any dividends and distributions. The Fund's returns reflect the impact of any agreements to waive or reimburse expenses, which would reduce performance if not in effect. Past performance (before and after taxes) does not necessarily indicate how the Fund will perform in the future. Updated performance information, including the Fund's current NAV, may be obtained by visiting www.iShares.com or by calling 1-800-iShares (1-800-474-2737) (toll free).

Calendar Year-by-Year Returns



	<u>Return (%)</u>	<u>Period Ended</u>
Calendar Year-to-Date Return	1.03%	March 31, 2025
During the periods shown in the chart:		
Best Quarter	1.36%	December 31, 2023
Worst Quarter	0.00%	December 31, 2021

Average Annual Total Returns (for the periods ended December 31, 2024)

	<u>One Year</u>	<u>Since Fund Inception</u>
(Inception Date: 5/26/2020)		
Return Before Taxes	5.28%	2.59%
Return After Taxes on Distributions	3.12%	1.56%
Return After Taxes on Distributions and Sale of Fund Shares	3.10%	1.54%
ICE BofA US Broad Market Index ¹ (Returns do not reflect deductions for fees, expenses or taxes)	1.47%	-1.45%
ICE 0-3 Month US Treasury Securities Index ² (Returns do not reflect deductions for fees, expenses or taxes)	4.09%	2.03%

¹ The Fund has added this broad-based index in response to new regulatory requirements.

² Index returns through February 28, 2021 reflect the 3pm pricing variant of the ICE 0-3 Month US Treasury Securities Index. Index returns from March 1, 2021 through November 30, 2023 reflect the performance of the 4pm pricing variant of the ICE 0-3 Month US Treasury Securities Index. Index returns beginning on December 1, 2023 reflect the performance of the standard pricing variant of the ICE 0-3 Month US Treasury Securities Index, which now utilizes pricing as of 4pm, and resulted in a discontinuation of the 4pm pricing variant.

After-tax returns in the table above are calculated using the historical highest individual U.S. federal marginal income tax rates and do not reflect the impact of state or local taxes. Actual after-tax returns depend on an investor's tax situation and may differ from those shown, and after-tax returns shown are not relevant to tax-exempt investors or investors who hold shares through tax-deferred arrangements, such as 401(k) plans or individual retirement accounts ("IRAs"). Fund returns after taxes on distributions and sales of Fund shares are calculated assuming that an investor has sufficient capital gains of the same character from other investments to offset any capital losses from the sales of Fund shares. As a result, Fund returns after taxes on distributions and sales of Fund shares may exceed Fund returns before taxes and/or returns after taxes on distributions.

Management

Investment Adviser. BlackRock Fund Advisors.

Portfolio Managers. James Mauro and Karen Uyehara (the “Portfolio Managers”) are primarily responsible for the day-to-day management of the Fund. Each Portfolio Manager supervises a portfolio management team. Mr. Mauro and Ms. Uyehara have been Portfolio Managers of the Fund since 2020 and 2021, respectively.

Purchase and Sale of Fund Shares

The Fund is an exchange-traded fund (commonly referred to as an “ETF”). Individual shares of the Fund may only be bought and sold in the secondary market through a broker-dealer. Because ETF shares trade at market prices rather than at NAV, shares may trade at a price greater than NAV (a premium) or less than NAV (a discount). An investor may incur costs attributable to the difference between the highest price a buyer is willing to pay to purchase shares of the Fund (bid) and the lowest price a seller is willing to accept for shares of the Fund (ask) when buying or selling shares in the secondary market (the “bid-ask spread”).

Tax Information

The Fund intends to make distributions that may be taxable to you as ordinary income or capital gains, unless you are investing through a tax-deferred arrangement such as a 401(k) plan or an IRA, in which case, your distributions generally will be taxed when withdrawn. Certain states and localities may exempt from tax distributions attributable to interest from U.S. federal government obligations.

Payments to Broker-Dealers and Other Financial Intermediaries

If you purchase shares of the Fund through a broker-dealer or other financial intermediary (such as a bank), BFA or other related companies may pay the intermediary for marketing activities and presentations, educational training programs, conferences, the development of technology platforms and reporting systems or other services related to the sale or promotion of the Fund. These payments may create a conflict of interest by influencing the broker-dealer or other intermediary and your salesperson to recommend the Fund over another investment. Ask your salesperson or visit your financial intermediary’s website for more information.

iSHARES[®] 1-3 YEAR TREASURY BOND ETF

Ticker: SHY

Stock Exchange: Nasdaq

Investment Objective

The iShares 1-3 Year Treasury Bond ETF (the “Fund”) seeks to track the investment results of an index composed of U.S. Treasury bonds with remaining maturities between one and three years.

Fees and Expenses

The following table describes the fees and expenses that you will incur if you buy, hold and sell shares of the Fund. The investment advisory agreement between iShares Trust (the “Trust”) and BlackRock Fund Advisors (“BFA”) (the “Investment Advisory Agreement”) provides that BFA will pay all operating expenses of the Fund, except: (i) the management fees, (ii) interest expenses, (iii) taxes, (iv) expenses incurred with respect to the acquisition and disposition of portfolio securities and the execution of portfolio transactions, including brokerage commissions, (v) distribution fees or expenses, and (vi) litigation expenses and any extraordinary expenses.

You may pay other fees, such as brokerage commissions and other fees to financial intermediaries, which are not reflected in the tables and examples below.

Annual Fund Operating Expenses (ongoing expenses that you pay each year as a percentage of the value of your investments) ¹			
<u>Management Fees</u>	<u>Distribution and Service (12b-1) Fees</u>	<u>Other Expenses²</u>	<u>Total Annual Fund Operating Expenses</u>
0.15%	None	0.00%	0.15%

¹ Operating expenses paid by BFA under the Investment Advisory Agreement exclude acquired fund fees and expenses, if any.

² The amount rounded to 0.00%.

Example. This Example is intended to help you compare the cost of owning shares of the Fund with the cost of investing in other funds. The Example assumes that you invest \$10,000 in the Fund for the time periods indicated and then sell all of your shares at the end of those periods. The Example also assumes that your investment has a 5% return each year and that the Fund’s operating expenses remain the same. Although your actual costs may be higher or lower, based on these assumptions, your costs would be:

<u>1 Year</u>	<u>3 Years</u>	<u>5 Years</u>	<u>10 Years</u>
\$15	\$48	\$85	\$192

Portfolio Turnover. The Fund may pay transaction costs, such as commissions, when it buys and sells securities (or “turns over” its portfolio). A higher portfolio turnover rate may indicate higher transaction costs and may result in higher taxes when Fund shares are held in a taxable account. These costs, which are not reflected in the Annual Fund Operating Expenses or in the Example, affect the Fund’s performance. During the most recent fiscal year, the Fund’s portfolio turnover rate was 55% of the average value of its portfolio.

Principal Investment Strategies

The Fund seeks to track the investment results of the ICE® U.S. Treasury 1-3 Year Bond Index (the “Underlying Index”), which measures the performance of public obligations of the U.S. Treasury that have a remaining maturity of greater than or equal to one year and less than three years. As of February 28, 2025, there were 96 issues in the Underlying Index.

The Underlying Index consists of publicly-issued U.S. Treasury securities that have a remaining maturity of greater than or equal to one year and less than three years and have \$300 million or more of outstanding face value, excluding amounts held by the Federal Reserve System. In addition, the securities in the Underlying Index must be fixed-rate and denominated in U.S. dollars. Excluded from the Underlying Index are inflation-linked securities, Treasury bills, cash management bills, any government agency debt issued with or without a government guarantee and zero-coupon issues that have been stripped from coupon-paying bonds. The Underlying Index is market value weighted, and the securities in the Underlying Index are updated on the last calendar day of each month.

BFA uses an indexing approach to try to achieve the Fund’s investment objective. The Fund does not try to “beat” the index it tracks and does not seek temporary defensive positions when markets decline or appear overvalued.

Indexing may eliminate the chance that the Fund will substantially outperform the Underlying Index but also may reduce some of the risks of active management, such as poor security selection. Indexing seeks to achieve lower costs and better after-tax performance by aiming to keep portfolio turnover low in comparison to actively managed investment companies.

BFA uses a representative sampling indexing strategy to manage the Fund. “Representative sampling” is an indexing strategy that involves investing in a representative sample of securities that collectively has an investment profile similar to that of an applicable underlying index. The securities selected are expected to have, in the aggregate, investment characteristics (based on factors such as market value and industry weightings), fundamental characteristics (such as return variability, duration (*i.e.*, a security’s price sensitivity to a change in interest rates), maturity or credit ratings and yield) and liquidity measures similar to those of an applicable underlying index. The Fund may or may not hold all of the securities in the Underlying Index.

The Fund will invest at least 80% of its assets in the component securities of the Underlying Index, and the Fund will invest at least 90% of its assets in U.S. Treasury securities that BFA believes will help the Fund track the Underlying Index. The Fund will invest no more than 10% of its assets in futures, options and swaps

contracts that BFA believes will help the Fund track the Underlying Index. Cash and cash equivalent investments associated with a derivative position will be treated as part of that position for the purposes of calculating the percentage of investments included in the Underlying Index. The Fund seeks to track the investment results of the Underlying Index before fees and expenses of the Fund.

The Fund may lend securities representing up to one-third of the value of the Fund’s total assets (including the value of any collateral received).

The Underlying Index is sponsored by ICE Data Indices, LLC (the “Index Provider” or “IDI”), which is independent of the Fund and BFA. The Index Provider determines the composition and relative weightings of the securities in the Underlying Index and publishes information regarding the market value of the Underlying Index.

Summary of Principal Risks

As with any investment, you could lose all or part of your investment in the Fund, and the Fund’s performance could trail that of other investments. The Fund is subject to certain risks, including the principal risks noted below any of which may adversely affect the Fund’s net asset value per share (“NAV”), trading price, yield, total return and ability to meet its investment objective. Certain key risks are prioritized below (with others following in alphabetical order), but the relative significance of any risk is difficult to predict and may change over time. You should review each risk factor carefully.

U.S. Treasury Obligations Risk. U.S. Treasury obligations may differ from other securities in their interest rates, maturities, times of issuance and other characteristics and may provide relatively lower returns than those of other securities. Changes in the U.S. government’s financial condition or credit rating may cause the value of U.S. Treasury obligations to decline. Direct obligations of the U.S. Treasury have historically involved little risk of loss of principal if held to maturity, but the market value of such securities is not guaranteed and may fluctuate. Although U.S. Treasury obligations are backed by the full faith and credit of the United States, circumstances could arise that could prevent the timely payment of interest or principal.

Interest Rate Risk. Interest rate risk refers to the risk of fluctuations in the value of a fixed-income security due to changes in the general level of interest rates. Interest rate changes can be sudden and unpredictable and are influenced by a number of factors, including government policy, monetary policy, inflation expectations, perceptions of risk, and supply and demand for fixed-income securities. An increase in interest rates generally will cause the value of fixed-income securities to decline. Securities with longer maturities generally are more sensitive to interest rate changes and subject to greater fluctuations in value. Changes in interest rates may have unpredictable effects on fixed-income markets and result in heightened volatility and lower liquidity for certain instruments, which may adversely affect a Fund’s performance. During periods of very low or negative interest rates, a Fund may be unable to maintain positive returns or pay dividends to shareholders.

Market Risk. The Fund could lose money over short periods due to short-term market movements and over longer periods during

more prolonged market downturns. Local, regional or global events such as war, acts of terrorism, pandemics or other public health issues, recessions, the prospect or occurrence of a sovereign default or other financial crisis, or other events could have a significant impact on the Fund and its investments and could result in increased premiums or discounts to the Fund's NAV.

Index-Related Risk. The Index Provider may rely on various sources of information to assess the criteria of components of the Underlying Index, including information that may be based on assumptions and estimates. Neither the Fund nor BFA can offer assurances that the Index Provider's methodology or sources of information will provide an accurate assessment of included components or will result in the Fund meeting its investment objective. Errors in index data, index computations or the construction of the Underlying Index in accordance with its methodology may occur, and the Index Provider may not identify or correct them promptly or at all, which may have an adverse impact on the Fund and its shareholders. Unusual market conditions or other unforeseen circumstances (such as natural disasters, political unrest or war) may impact the Index Provider or a third-party data provider and could cause the Index Provider to postpone a scheduled rebalance. This could cause the Underlying Index to vary from its normal or expected composition.

Asset Class Risk. The securities and other assets in the Underlying Index or in the Fund's portfolio may underperform in comparison to financial markets generally, a particular financial market, another index, or other asset classes.

Authorized Participant Concentration Risk. An "Authorized Participant" is a member or participant of a clearing agency registered with the SEC, which has a written agreement with the Fund or one of its service providers that allows the Authorized Participant to place orders for the purchase and redemption of creation units ("Creation Units"). Only an Authorized Participant may engage in creation or redemption transactions directly with the Fund. There are a limited number of institutions that may act as Authorized Participants for the Fund, including on an agency basis on behalf of other market participants. No Authorized Participant is obligated to engage in creation or redemption transactions. To the extent that Authorized Participants exit the business or do not place creation or redemption orders for the Fund and no other Authorized Participant places orders, Fund shares are more likely to trade at a premium or discount to NAV and possibly face trading halts or delisting.

Concentration Risk. The Fund may be susceptible to an increased risk of loss, including losses due to adverse events that affect the Fund's investments more than the market as a whole, to the extent that the Fund's investments are concentrated in the securities or other assets of one or more issuers, countries or other geographic units, markets, industries, project types, or asset classes.

Income Risk. The Fund's income may decline due to falling interest rates or other factors. This can occur because the Fund may be required to invest in lower-yielding bonds when a bond in the Fund's portfolio matures, is near maturity, is called or is prepaid, when bonds in the Underlying Index are substituted, or when the Fund otherwise needs to purchase additional bonds. The Index Provider's substitution of bonds in the Underlying Index may

occur, for example, when the time to maturity for the bond no longer matches the Underlying Index's stated maturity guidelines.

Issuer Risk. The performance of the Fund depends on the performance of individual securities or other assets to which the Fund has exposure. The value of securities or other assets may decline, or perform differently from the market as a whole, due to changes in the financial condition or credit rating of the issuer or counterparty.

Management Risk. The Fund generally does not attempt to take defensive positions under any market conditions, including declining markets. As the Fund will not fully replicate the Underlying Index and may hold securities or other assets not included in the Underlying Index, it is subject to the risk that the investment strategy of BFA may not produce the intended results. There is no guarantee that the Fund's investment results will have a high degree of correlation to those of the Underlying Index or that the Fund will achieve its investment objective.

Market Trading Risk. The Fund faces numerous market trading risks, including the potential lack of an active market for Fund shares (including through a trading halt), losses from trading in secondary markets, periods of high volatility, and disruptions in the process of creating and redeeming Fund shares. Any of these factors, among others, may lead to the Fund's shares trading in the secondary market at a premium or discount to NAV or to the intraday value of the Fund's portfolio holdings. If you buy Fund shares at a time when the market price is at a premium to NAV or sell Fund shares at a time when the market price is at a discount to NAV, you may pay significantly more or receive significantly less than the underlying value of the Fund shares.

Operational and Technology Risks. The Fund is directly and indirectly susceptible to operational and technology risks, including those related to human errors, processing errors, communication errors, systems failures, cybersecurity incidents, and the use of artificial intelligence and machine learning ("AI"), which may result in losses for the Fund and its shareholders or may impair the Fund's operations. While the Fund's service providers are required to have appropriate operational, information security and cybersecurity risk management policies and procedures, their methods of risk management may differ from those of the Fund. Operational and technology risks for the issuers in which the Fund invests could also result in material adverse consequences for such issuers and may cause the Fund's investments in such issuers to lose value.

Risk of Investing in the U.S. Investing in U.S. issuers subjects the Fund to legal, regulatory, political, currency, security, and economic risks that are specific to the U.S. Certain changes in the U.S., such as a weakening of the U.S. economy or a decline in its financial markets, may have an adverse effect on U.S. issuers.

Securities Lending Risk. The Fund may engage in securities lending. Securities lending involves the risk that the Fund may lose money because the borrower of the loaned securities fails to return the securities in a timely manner or at all. The Fund could also lose money in the event of a decline in the value of collateral provided for loaned securities or a decline in the value of any investments made with cash collateral. These events could also trigger adverse tax consequences for the Fund.

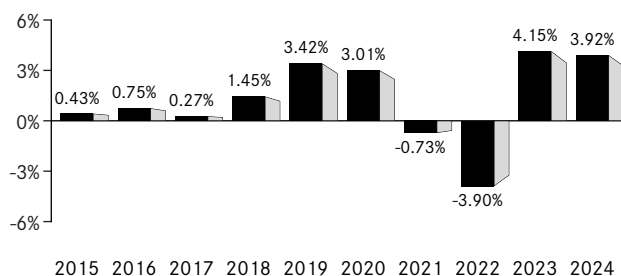
Tracking Error Risk. The Fund may be subject to “tracking error,” which is the divergence of the Fund’s performance from that of the Underlying Index. Tracking error may occur due to a number of factors, including differences between the securities and other assets held in the Fund’s portfolio and those included in the Underlying Index; differences in the timing and methodologies used to value securities and other assets; transaction costs and other expenses incurred by the Fund that the Underlying Index does not incur; the Fund’s holding of uninvested cash; differences in the timing of the accrual or the valuation of dividends or

interest received by the Fund or distributions paid to Fund shareholders; tax gains or losses; the requirements for the Fund to maintain pass-through tax treatment; portfolio transactions carried out to minimize the distribution of capital gains to shareholders; the acceptance of custom baskets; changes to the Underlying Index; and impacts to the Fund of complying with certain regulatory requirements or limits. Tracking error risk may be heightened during times of increased market volatility or other unusual market conditions.

Performance Information

The performance information below illustrates how the Fund's performance has varied over different periods and provides some indication of the risks of investing in the Fund. The bar chart shows how the performance of the Fund has varied from one calendar year to another over the periods shown. The table compares the Fund's performance to that of an appropriate broad-based securities market index and the Underlying Index. Fund returns assume the reinvestment of any dividends and distributions. The Fund's returns reflect the impact of any agreements to waive or reimburse expenses, which would reduce performance if not in effect. Past performance (before and after taxes) does not necessarily indicate how the Fund will perform in the future. Updated performance information, including the Fund's current NAV, may be obtained by visiting www.iShares.com or by calling 1-800-iShares (1-800-474-2737) (toll free).

Calendar Year-by-Year Returns



	<u>Return (%)</u>	<u>Period Ended</u>
Calendar Year-to-Date Return	1.59%	March 31, 2025
During the periods shown in the chart:		
Best Quarter	2.88%	September 30, 2024
Worst Quarter	-2.49%	March 31, 2022

Average Annual Total Returns (for the periods ended December 31, 2024)

	<u>One Year</u>	<u>Five Years</u>	<u>Ten Years</u>
(Inception Date: 7/22/2002)			
Return Before Taxes	3.92%	1.24%	1.25%
Return After Taxes on Distributions	2.27%	0.47%	0.61%
Return After Taxes on Distributions and Sale of Fund Shares	2.30%	0.62%	0.68%
ICE BofA US Broad Market Index¹ (Returns do not reflect deductions for fees, expenses or taxes)	1.47%	-0.34%	1.37%
ICE U.S. Treasury 1-3 Year Bond Index² (Returns do not reflect deductions for fees, expenses or taxes)	4.05%	1.36%	1.38%

¹ The Fund has added this broad-based index in response to new regulatory requirements.

² Index returns through March 31, 2016 reflect the performance of the Bloomberg U.S. 1-3 Year Treasury Bond Index. Index returns from April 1, 2016 through February 28, 2021 reflect the standard pricing variant of the ICE U.S. Treasury 1-3 Year Bond Index, which utilized pricing as of 3pm. Index returns from March 1, 2021 through November 30, 2023 reflect the performance of the 4pm pricing variant of the ICE U.S. Treasury 1-3 Year Bond Index. Index returns beginning on December 1, 2023 reflect the performance of the standard pricing variant of the ICE U.S. Treasury 1-3 Year Bond Index, which now utilizes pricing as of 4pm, and resulted in a discontinuation of the 4pm pricing variant.

After-tax returns in the table above are calculated using the historical highest individual U.S. federal marginal income tax rates and do not reflect the impact of state or local taxes. Actual after-tax returns depend on an investor's tax situation and may differ from those shown, and after-tax returns shown are not relevant to tax-exempt investors or investors who hold shares through tax-deferred arrangements, such as 401(k) plans or individual retirement accounts ("IRAs"). Fund returns after taxes on distributions and sales of Fund shares are calculated assuming that an investor has sufficient capital gains of the same character from other investments to offset any capital losses from the sales of Fund shares. As a result, Fund returns after taxes on distributions and sales of Fund shares may exceed Fund returns before taxes and/or returns after taxes on distributions.

Management

Investment Adviser. BlackRock Fund Advisors.

Portfolio Managers. James Mauro and Karen Uyehara (the “Portfolio Managers”) are primarily responsible for the day-to-day management of the Fund. Each Portfolio Manager supervises a portfolio management team. Mr. Mauro and Ms. Uyehara have been Portfolio Managers of the Fund since 2011 and 2021, respectively.

Purchase and Sale of Fund Shares

The Fund is an exchange-traded fund (commonly referred to as an “ETF”). Individual shares of the Fund may only be bought and sold in the secondary market through a broker-dealer. Because ETF shares trade at market prices rather than at NAV, shares may trade at a price greater than NAV (a premium) or less than NAV (a discount). An investor may incur costs attributable to the difference between the highest price a buyer is willing to pay to purchase shares of the Fund (bid) and the lowest price a seller is willing to accept for shares of the Fund (ask) when buying or selling shares in the secondary market (the “bid-ask spread”).

Tax Information

The Fund intends to make distributions that may be taxable to you as ordinary income or capital gains, unless you are investing through a tax-deferred arrangement such as a 401(k) plan or an IRA, in which case, your distributions generally will be taxed when withdrawn. Certain states and localities may exempt from tax distributions attributable to interest from U.S. federal government obligations.

Payments to Broker-Dealers and Other Financial Intermediaries

If you purchase shares of the Fund through a broker-dealer or other financial intermediary (such as a bank), BFA or other related companies may pay the intermediary for marketing activities and presentations, educational training programs, conferences, the development of technology platforms and reporting systems or other services related to the sale or promotion of the Fund. These payments may create a conflict of interest by influencing the broker-dealer or other intermediary and your salesperson to recommend the Fund over another investment. Ask your salesperson or visit your financial intermediary’s website for more information.

iSHARES[®] 3-7 YEAR TREASURY BOND ETF

Ticker: IEI

Stock Exchange: Nasdaq

Investment Objective

The iShares 3-7 Year Treasury Bond ETF (the “Fund”) seeks to track the investment results of an index composed of U.S. Treasury bonds with remaining maturities between three and seven years.

Fees and Expenses

The following table describes the fees and expenses that you will incur if you buy, hold and sell shares of the Fund. The investment advisory agreement between iShares Trust (the “Trust”) and BlackRock Fund Advisors (“BFA”) (the “Investment Advisory Agreement”) provides that BFA will pay all operating expenses of the Fund, except: (i) the management fees, (ii) interest expenses, (iii) taxes, (iv) expenses incurred with respect to the acquisition and disposition of portfolio securities and the execution of portfolio transactions, including brokerage commissions, (v) distribution fees or expenses, and (vi) litigation expenses and any extraordinary expenses.

You may pay other fees, such as brokerage commissions and other fees to financial intermediaries, which are not reflected in the tables and examples below.

Annual Fund Operating Expenses (ongoing expenses that you pay each year as a percentage of the value of your investments) ¹			
<u>Management Fees</u>	<u>Distribution and Service (12b-1) Fees</u>	<u>Other Expenses²</u>	<u>Total Annual Fund Operating Expenses</u>
0.15%	None	0.00%	0.15%

¹ Operating expenses paid by BFA under the Investment Advisory Agreement exclude acquired fund fees and expenses, if any.

² The amount rounded to 0.00%.

Example. This Example is intended to help you compare the cost of owning shares of the Fund with the cost of investing in other funds. The Example assumes that you invest \$10,000 in the Fund for the time periods indicated and then sell all of your shares at the end of those periods. The Example also assumes that your investment has a 5% return each year and that the Fund’s operating expenses remain the same. Although your actual costs may be higher or lower, based on these assumptions, your costs would be:

<u>1 Year</u>	<u>3 Years</u>	<u>5 Years</u>	<u>10 Years</u>
\$15	\$48	\$85	\$192

Portfolio Turnover. The Fund may pay transaction costs, such as commissions, when it buys and sells securities (or “turns over” its portfolio). A higher portfolio turnover rate may indicate higher transaction costs and may result in higher taxes when Fund shares are held in a taxable account. These costs, which are not reflected in the Annual Fund Operating Expenses or in the Example, affect the Fund’s performance. During the most recent fiscal year, the Fund’s portfolio turnover rate was 35% of the average value of its portfolio.

Principal Investment Strategies

The Fund seeks to track the investment results of the ICE® U.S. Treasury 3-7 Year Bond Index (the “Underlying Index”), which measures the performance of public obligations of the U.S. Treasury that have a remaining maturity of greater than or equal to three years and less than seven years. As of February 28, 2025, there were 92 issues in the Underlying Index.

The Underlying Index consists of publicly-issued U.S. Treasury securities that have a remaining maturity of greater than or equal to three years and less than seven years and have \$300 million or more of outstanding face value, excluding amounts held by the Federal Reserve System. In addition, the securities in the Underlying Index must be fixed-rate and denominated in U.S. dollars. Excluded from the Underlying Index are inflation-linked securities, Treasury bills, cash management bills, any government agency debt issued with or without a government guarantee and zero-coupon issues that have been stripped from coupon-paying bonds. The Underlying Index is market value weighted, and the securities in the Underlying Index are updated on the last calendar day of each month.

BFA uses an indexing approach to try to achieve the Fund’s investment objective. The Fund does not try to “beat” the index it tracks and does not seek temporary defensive positions when markets decline or appear overvalued.

Indexing may eliminate the chance that the Fund will substantially outperform the Underlying Index but also may reduce some of the risks of active management, such as poor security selection. Indexing seeks to achieve lower costs and better after-tax performance by aiming to keep portfolio turnover low in comparison to actively managed investment companies.

BFA uses a representative sampling indexing strategy to manage the Fund. “Representative sampling” is an indexing strategy that involves investing in a representative sample of securities that collectively has an investment profile similar to that of an applicable underlying index. The securities selected are expected to have, in the aggregate, investment characteristics (based on factors such as market value and industry weightings), fundamental characteristics (such as return variability, duration (*i.e.*, a security’s price sensitivity to a change in interest rates), maturity or credit ratings and yield) and liquidity measures similar to those of an applicable underlying index. The Fund may or may not hold all of the securities in the Underlying Index.

The Fund will invest at least 80% of its assets in the component securities of the Underlying Index, and the Fund will invest at least 90% of its assets in U.S. Treasury securities that BFA believes will help the Fund track the Underlying Index. The Fund will invest no more than 10% of its assets in futures, options and swaps

contracts that BFA believes will help the Fund track the Underlying Index. Cash and cash equivalent investments associated with a derivative position will be treated as part of that position for the purposes of calculating the percentage of investments included in the Underlying Index. The Fund seeks to track the investment results of the Underlying Index before fees and expenses of the Fund.

The Fund may lend securities representing up to one-third of the value of the Fund’s total assets (including the value of any collateral received).

The Underlying Index is sponsored by ICE Data Indices, LLC (the “Index Provider” or “IDI”), which is independent of the Fund and BFA. The Index Provider determines the composition and relative weightings of the securities in the Underlying Index and publishes information regarding the market value of the Underlying Index.

Summary of Principal Risks

As with any investment, you could lose all or part of your investment in the Fund, and the Fund’s performance could trail that of other investments. The Fund is subject to certain risks, including the principal risks noted below any of which may adversely affect the Fund’s net asset value per share (“NAV”), trading price, yield, total return and ability to meet its investment objective. Certain key risks are prioritized below (with others following in alphabetical order), but the relative significance of any risk is difficult to predict and may change over time. You should review each risk factor carefully.

U.S. Treasury Obligations Risk. U.S. Treasury obligations may differ from other securities in their interest rates, maturities, times of issuance and other characteristics and may provide relatively lower returns than those of other securities. Changes in the U.S. government’s financial condition or credit rating may cause the value of U.S. Treasury obligations to decline. Direct obligations of the U.S. Treasury have historically involved little risk of loss of principal if held to maturity, but the market value of such securities is not guaranteed and may fluctuate. Although U.S. Treasury obligations are backed by the full faith and credit of the United States, circumstances could arise that could prevent the timely payment of interest or principal.

Interest Rate Risk. Interest rate risk refers to the risk of fluctuations in the value of a fixed-income security due to changes in the general level of interest rates. Interest rate changes can be sudden and unpredictable and are influenced by a number of factors, including government policy, monetary policy, inflation expectations, perceptions of risk, and supply and demand for fixed-income securities. An increase in interest rates generally will cause the value of fixed-income securities to decline. Securities with longer maturities generally are more sensitive to interest rate changes and subject to greater fluctuations in value. Changes in interest rates may have unpredictable effects on fixed-income markets and result in heightened volatility and lower liquidity for certain instruments, which may adversely affect a Fund’s performance. During periods of very low or negative interest rates, a Fund may be unable to maintain positive returns or pay dividends to shareholders.

Market Risk. The Fund could lose money over short periods due to short-term market movements and over longer periods during

more prolonged market downturns. Local, regional or global events such as war, acts of terrorism, pandemics or other public health issues, recessions, the prospect or occurrence of a sovereign default or other financial crisis, or other events could have a significant impact on the Fund and its investments and could result in increased premiums or discounts to the Fund's NAV.

Index-Related Risk. The Index Provider may rely on various sources of information to assess the criteria of components of the Underlying Index, including information that may be based on assumptions and estimates. Neither the Fund nor BFA can offer assurances that the Index Provider's methodology or sources of information will provide an accurate assessment of included components or will result in the Fund meeting its investment objective. Errors in index data, index computations or the construction of the Underlying Index in accordance with its methodology may occur, and the Index Provider may not identify or correct them promptly or at all, which may have an adverse impact on the Fund and its shareholders. Unusual market conditions or other unforeseen circumstances (such as natural disasters, political unrest or war) may impact the Index Provider or a third-party data provider and could cause the Index Provider to postpone a scheduled rebalance. This could cause the Underlying Index to vary from its normal or expected composition.

Asset Class Risk. The securities and other assets in the Underlying Index or in the Fund's portfolio may underperform in comparison to financial markets generally, a particular financial market, another index, or other asset classes.

Authorized Participant Concentration Risk. An "Authorized Participant" is a member or participant of a clearing agency registered with the SEC, which has a written agreement with the Fund or one of its service providers that allows the Authorized Participant to place orders for the purchase and redemption of creation units ("Creation Units"). Only an Authorized Participant may engage in creation or redemption transactions directly with the Fund. There are a limited number of institutions that may act as Authorized Participants for the Fund, including on an agency basis on behalf of other market participants. No Authorized Participant is obligated to engage in creation or redemption transactions. To the extent that Authorized Participants exit the business or do not place creation or redemption orders for the Fund and no other Authorized Participant places orders, Fund shares are more likely to trade at a premium or discount to NAV and possibly face trading halts or delisting.

Concentration Risk. The Fund may be susceptible to an increased risk of loss, including losses due to adverse events that affect the Fund's investments more than the market as a whole, to the extent that the Fund's investments are concentrated in the securities or other assets of one or more issuers, countries or other geographic units, markets, industries, project types, or asset classes.

Income Risk. The Fund's income may decline due to falling interest rates or other factors. This can occur because the Fund may be required to invest in lower-yielding bonds when a bond in the Fund's portfolio matures, is near maturity, is called or is prepaid, when bonds in the Underlying Index are substituted, or when the Fund otherwise needs to purchase additional bonds. The Index Provider's substitution of bonds in the Underlying Index may

occur, for example, when the time to maturity for the bond no longer matches the Underlying Index's stated maturity guidelines.

Issuer Risk. The performance of the Fund depends on the performance of individual securities or other assets to which the Fund has exposure. The value of securities or other assets may decline, or perform differently from the market as a whole, due to changes in the financial condition or credit rating of the issuer or counterparty.

Management Risk. The Fund generally does not attempt to take defensive positions under any market conditions, including declining markets. As the Fund will not fully replicate the Underlying Index and may hold securities or other assets not included in the Underlying Index, it is subject to the risk that the investment strategy of BFA may not produce the intended results. There is no guarantee that the Fund's investment results will have a high degree of correlation to those of the Underlying Index or that the Fund will achieve its investment objective.

Market Trading Risk. The Fund faces numerous market trading risks, including the potential lack of an active market for Fund shares (including through a trading halt), losses from trading in secondary markets, periods of high volatility, and disruptions in the process of creating and redeeming Fund shares. Any of these factors, among others, may lead to the Fund's shares trading in the secondary market at a premium or discount to NAV or to the intraday value of the Fund's portfolio holdings. If you buy Fund shares at a time when the market price is at a premium to NAV or sell Fund shares at a time when the market price is at a discount to NAV, you may pay significantly more or receive significantly less than the underlying value of the Fund shares.

Operational and Technology Risks. The Fund is directly and indirectly susceptible to operational and technology risks, including those related to human errors, processing errors, communication errors, systems failures, cybersecurity incidents, and the use of artificial intelligence and machine learning ("AI"), which may result in losses for the Fund and its shareholders or may impair the Fund's operations. While the Fund's service providers are required to have appropriate operational, information security and cybersecurity risk management policies and procedures, their methods of risk management may differ from those of the Fund. Operational and technology risks for the issuers in which the Fund invests could also result in material adverse consequences for such issuers and may cause the Fund's investments in such issuers to lose value.

Risk of Investing in the U.S. Investing in U.S. issuers subjects the Fund to legal, regulatory, political, currency, security, and economic risks that are specific to the U.S. Certain changes in the U.S., such as a weakening of the U.S. economy or a decline in its financial markets, may have an adverse effect on U.S. issuers.

Securities Lending Risk. The Fund may engage in securities lending. Securities lending involves the risk that the Fund may lose money because the borrower of the loaned securities fails to return the securities in a timely manner or at all. The Fund could also lose money in the event of a decline in the value of collateral provided for loaned securities or a decline in the value of any investments made with cash collateral. These events could also trigger adverse tax consequences for the Fund.

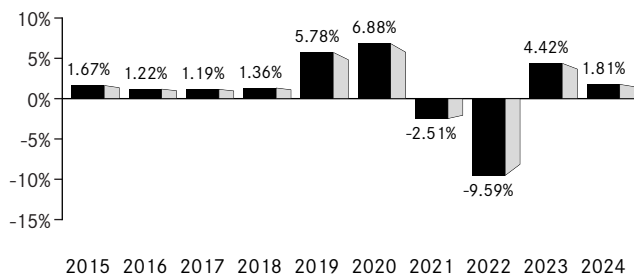
Tracking Error Risk. The Fund may be subject to “tracking error,” which is the divergence of the Fund’s performance from that of the Underlying Index. Tracking error may occur due to a number of factors, including differences between the securities and other assets held in the Fund’s portfolio and those included in the Underlying Index; differences in the timing and methodologies used to value securities and other assets; transaction costs and other expenses incurred by the Fund that the Underlying Index does not incur; the Fund’s holding of uninvested cash; differences in the timing of the accrual or the valuation of dividends or

interest received by the Fund or distributions paid to Fund shareholders; tax gains or losses; the requirements for the Fund to maintain pass-through tax treatment; portfolio transactions carried out to minimize the distribution of capital gains to shareholders; the acceptance of custom baskets; changes to the Underlying Index; and impacts to the Fund of complying with certain regulatory requirements or limits. Tracking error risk may be heightened during times of increased market volatility or other unusual market conditions.

Performance Information

The performance information below illustrates how the Fund's performance has varied over different periods and provides some indication of the risks of investing in the Fund. The bar chart shows how the performance of the Fund has varied from one calendar year to another over the periods shown. The table compares the Fund's performance to that of an appropriate broad-based securities market index and the Underlying Index. Fund returns assume the reinvestment of any dividends and distributions. The Fund's returns reflect the impact of any agreements to waive or reimburse expenses, which would reduce performance if not in effect. Past performance (before and after taxes) does not necessarily indicate how the Fund will perform in the future. Updated performance information, including the Fund's current NAV, may be obtained by visiting www.iShares.com or by calling 1-800-iShares (1-800-474-2737) (toll free).

Calendar Year-by-Year Returns



	<u>Return (%)</u>	<u>Period Ended</u>
Calendar Year-to-Date Return	2.89%	March 31, 2025
During the periods shown in the chart:		
Best Quarter	6.29%	March 31, 2020
Worst Quarter	-5.04%	March 31, 2022

Average Annual Total Returns (for the periods ended December 31, 2024)

	<u>One Year</u>	<u>Five Years</u>	<u>Ten Years</u>
(Inception Date: 1/5/2007)			
Return Before Taxes	1.81%	0.03%	1.12%
Return After Taxes on Distributions	0.51%	-0.68%	0.42%
Return After Taxes on Distributions and Sale of Fund Shares	1.07%	-0.27%	0.55%
ICE BofA US Broad Market Index¹ (Returns do not reflect deductions for fees, expenses or taxes)	1.47%	-0.34%	1.37%
ICE U.S. Treasury 3-7 Year Bond Index² (Returns do not reflect deductions for fees, expenses or taxes)	1.92%	0.15%	1.24%

¹ The Fund has added this broad-based index in response to new regulatory requirements.

² Index returns through March 31, 2016 reflect the performance of the Bloomberg U.S. 3-7 Year Treasury Bond Index. Index returns from April 1, 2016 through February 28, 2021 reflect the standard pricing variant of the ICE U.S. Treasury 3-7 Year Bond Index, which utilized pricing as of 3pm. Index returns from March 1, 2021 through November 30, 2023 reflect the performance of the 4pm pricing variant of the ICE U.S. Treasury 3-7 Year Bond Index. Index returns beginning on December 1, 2023 reflect the performance of the standard pricing variant of the ICE U.S. Treasury 3-7 Year Bond Index, which now utilizes pricing as of 4pm, and resulted in a discontinuation of the 4pm pricing variant.

After-tax returns in the table above are calculated using the historical highest individual U.S. federal marginal income tax rates and do not reflect the impact of state or local taxes. Actual after-tax returns depend on an investor's tax situation and may differ from those shown, and after-tax returns shown are not relevant to tax-exempt investors or investors who hold shares through tax-deferred arrangements, such as 401(k) plans or individual retirement accounts ("IRAs"). Fund returns after taxes on distributions and sales of Fund shares are calculated assuming that an investor has sufficient capital gains of the same character from other investments to offset any capital losses from the sales of Fund shares. As a result, Fund returns after taxes on distributions and sales of Fund shares may exceed Fund returns before taxes and/or returns after taxes on distributions.

Management

Investment Adviser. BlackRock Fund Advisors.

Portfolio Managers. James Mauro and Karen Uyehara (the “Portfolio Managers”) are primarily responsible for the day-to-day management of the Fund. Each Portfolio Manager supervises a portfolio management team. Mr. Mauro and Ms. Uyehara have been Portfolio Managers of the Fund since 2011 and 2021, respectively.

Purchase and Sale of Fund Shares

The Fund is an exchange-traded fund (commonly referred to as an “ETF”). Individual shares of the Fund may only be bought and sold in the secondary market through a broker-dealer. Because ETF shares trade at market prices rather than at NAV, shares may trade at a price greater than NAV (a premium) or less than NAV (a discount). An investor may incur costs attributable to the difference between the highest price a buyer is willing to pay to purchase shares of the Fund (bid) and the lowest price a seller is willing to accept for shares of the Fund (ask) when buying or selling shares in the secondary market (the “bid-ask spread”).

Tax Information

The Fund intends to make distributions that may be taxable to you as ordinary income or capital gains, unless you are investing through a tax-deferred arrangement such as a 401(k) plan or an IRA, in which case, your distributions generally will be taxed when withdrawn. Certain states and localities may exempt from tax distributions attributable to interest from U.S. federal government obligations.

Payments to Broker-Dealers and Other Financial Intermediaries

If you purchase shares of the Fund through a broker-dealer or other financial intermediary (such as a bank), BFA or other related companies may pay the intermediary for marketing activities and presentations, educational training programs, conferences, the development of technology platforms and reporting systems or other services related to the sale or promotion of the Fund. These payments may create a conflict of interest by influencing the broker-dealer or other intermediary and your salesperson to recommend the Fund over another investment. Ask your salesperson or visit your financial intermediary’s website for more information.

iSHARES[®] 7-10 YEAR TREASURY BOND ETF

Ticker: IEF

Stock Exchange: Nasdaq

Investment Objective

The iShares 7-10 Year Treasury Bond ETF (the “Fund”) seeks to track the investment results of an index composed of U.S. Treasury bonds with remaining maturities between seven and ten years.

Fees and Expenses

The following table describes the fees and expenses that you will incur if you buy, hold and sell shares of the Fund. The investment advisory agreement between iShares Trust (the “Trust”) and BlackRock Fund Advisors (“BFA”) (the “Investment Advisory Agreement”) provides that BFA will pay all operating expenses of the Fund, except: (i) the management fees, (ii) interest expenses, (iii) taxes, (iv) expenses incurred with respect to the acquisition and disposition of portfolio securities and the execution of portfolio transactions, including brokerage commissions, (v) distribution fees or expenses, and (vi) litigation expenses and any extraordinary expenses.

You may pay other fees, such as brokerage commissions and other fees to financial intermediaries, which are not reflected in the tables and examples below.

Annual Fund Operating Expenses (ongoing expenses that you pay each year as a percentage of the value of your investments) ¹			
<u>Management Fees</u>	<u>Distribution and Service (12b-1) Fees</u>	<u>Other Expenses²</u>	<u>Total Annual Fund Operating Expenses</u>
0.15%	None	0.00%	0.15%

¹ Operating expenses paid by BFA under the Investment Advisory Agreement exclude acquired fund fees and expenses, if any.

² The amount rounded to 0.00%.

Example. This Example is intended to help you compare the cost of owning shares of the Fund with the cost of investing in other funds. The Example assumes that you invest \$10,000 in the Fund for the time periods indicated and then sell all of your shares at the end of those periods. The Example also assumes that your investment has a 5% return each year and that the Fund’s operating expenses remain the same. Although your actual costs may be higher or lower, based on these assumptions, your costs would be:

<u>1 Year</u>	<u>3 Years</u>	<u>5 Years</u>	<u>10 Years</u>
\$15	\$48	\$85	\$192

Portfolio Turnover. The Fund may pay transaction costs, such as commissions, when it buys and sells securities (or “turns over” its portfolio). A higher portfolio turnover rate may indicate higher transaction costs and may result in higher taxes when Fund shares are held in a taxable account. These costs, which are not reflected in the Annual Fund Operating Expenses or in the Example, affect the Fund’s performance. During the most recent fiscal year, the Fund’s portfolio turnover rate was 64% of the average value of its portfolio.

Principal Investment Strategies

The Fund seeks to track the investment results of the ICE® U.S. Treasury 7-10 Year Bond Index (the “Underlying Index”), which measures the performance of public obligations of the U.S. Treasury that have a remaining maturity of greater than or equal to seven years and less than ten years. As of February 28, 2025, there were 12 issues in the Underlying Index.

The Underlying Index consists of publicly-issued U.S. Treasury securities that have a remaining maturity of greater than or equal to seven years and less than ten years and have \$300 million or more of outstanding face value, excluding amounts held by the Federal Reserve System (the “Fed”). In addition, the securities in the Underlying Index must be fixed-rate and denominated in U.S. dollars. Excluded from the Underlying Index are inflation-linked securities, Treasury bills, cash management bills, any government agency debt issued with or without a government guarantee and zero-coupon issues that have been stripped from coupon-paying bonds. The Underlying Index is market value weighted, and the securities in the Underlying Index are updated on the last calendar day of each month.

BFA uses an indexing approach to try to achieve the Fund’s investment objective. The Fund does not try to “beat” the index it tracks and does not seek temporary defensive positions when markets decline or appear overvalued.

Indexing may eliminate the chance that the Fund will substantially outperform the Underlying Index but also may reduce some of the risks of active management, such as poor security selection. Indexing seeks to achieve lower costs and better after-tax performance by aiming to keep portfolio turnover low in comparison to actively managed investment companies.

BFA uses a representative sampling indexing strategy to manage the Fund. “Representative sampling” is an indexing strategy that involves investing in a representative sample of securities that collectively has an investment profile similar to that of an applicable underlying index. The securities selected are expected to have, in the aggregate, investment characteristics (based on factors such as market value and industry weightings), fundamental characteristics (such as return variability, duration (*i.e.*, a security’s price sensitivity to a change in interest rates), maturity or credit ratings and yield) and liquidity measures similar to those of an applicable underlying index. The Fund may or may not hold all of the securities in the Underlying Index.

The Fund will invest at least 80% of its assets in the component securities of the Underlying Index, and the Fund will invest at least 90% of its assets in U.S. Treasury securities that BFA believes will help the Fund track the Underlying Index. The Fund will invest no more than 10% of its assets in futures, options and swaps

contracts that BFA believes will help the Fund track the Underlying Index. Cash and cash equivalent investments associated with a derivative position will be treated as part of that position for the purposes of calculating the percentage of investments included in the Underlying Index. The Fund seeks to track the investment results of the Underlying Index before fees and expenses of the Fund.

The Fund may lend securities representing up to one-third of the value of the Fund’s total assets (including the value of any collateral received).

The Underlying Index is sponsored by ICE Data Indices, LLC (the “Index Provider” or “IDI”), which is independent of the Fund and BFA. The Index Provider determines the composition and relative weightings of the securities in the Underlying Index and publishes information regarding the market value of the Underlying Index.

Summary of Principal Risks

As with any investment, you could lose all or part of your investment in the Fund, and the Fund’s performance could trail that of other investments. The Fund is subject to certain risks, including the principal risks noted below any of which may adversely affect the Fund’s net asset value per share (“NAV”), trading price, yield, total return and ability to meet its investment objective. Certain key risks are prioritized below (with others following in alphabetical order), but the relative significance of any risk is difficult to predict and may change over time. You should review each risk factor carefully.

U.S. Treasury Obligations Risk. U.S. Treasury obligations may differ from other securities in their interest rates, maturities, times of issuance and other characteristics and may provide relatively lower returns than those of other securities. Changes in the U.S. government’s financial condition or credit rating may cause the value of U.S. Treasury obligations to decline. Direct obligations of the U.S. Treasury have historically involved little risk of loss of principal if held to maturity, but the market value of such securities is not guaranteed and may fluctuate. Although U.S. Treasury obligations are backed by the full faith and credit of the United States, circumstances could arise that could prevent the timely payment of interest or principal.

Interest Rate Risk. Interest rate risk refers to the risk of fluctuations in the value of a fixed-income security due to changes in the general level of interest rates. Interest rate changes can be sudden and unpredictable and are influenced by a number of factors, including government policy, monetary policy, inflation expectations, perceptions of risk, and supply and demand for fixed-income securities. An increase in interest rates generally will cause the value of fixed-income securities to decline. Securities with longer maturities generally are more sensitive to interest rate changes and subject to greater fluctuations in value. Changes in interest rates may have unpredictable effects on fixed-income markets and result in heightened volatility and lower liquidity for certain instruments, which may adversely affect a Fund’s performance. During periods of very low or negative interest rates, a Fund may be unable to maintain positive returns or pay dividends to shareholders.

Market Risk. The Fund could lose money over short periods due to short-term market movements and over longer periods during

more prolonged market downturns. Local, regional or global events such as war, acts of terrorism, pandemics or other public health issues, recessions, the prospect or occurrence of a sovereign default or other financial crisis, or other events could have a significant impact on the Fund and its investments and could result in increased premiums or discounts to the Fund's NAV.

Index-Related Risk. The Index Provider may rely on various sources of information to assess the criteria of components of the Underlying Index, including information that may be based on assumptions and estimates. Neither the Fund nor BFA can offer assurances that the Index Provider's methodology or sources of information will provide an accurate assessment of included components or will result in the Fund meeting its investment objective. Errors in index data, index computations or the construction of the Underlying Index in accordance with its methodology may occur, and the Index Provider may not identify or correct them promptly or at all, which may have an adverse impact on the Fund and its shareholders. Unusual market conditions or other unforeseen circumstances (such as natural disasters, political unrest or war) may impact the Index Provider or a third-party data provider and could cause the Index Provider to postpone a scheduled rebalance. This could cause the Underlying Index to vary from its normal or expected composition.

Asset Class Risk. The securities and other assets in the Underlying Index or in the Fund's portfolio may underperform in comparison to financial markets generally, a particular financial market, another index, or other asset classes.

Authorized Participant Concentration Risk. An "Authorized Participant" is a member or participant of a clearing agency registered with the SEC, which has a written agreement with the Fund or one of its service providers that allows the Authorized Participant to place orders for the purchase and redemption of creation units ("Creation Units"). Only an Authorized Participant may engage in creation or redemption transactions directly with the Fund. There are a limited number of institutions that may act as Authorized Participants for the Fund, including on an agency basis on behalf of other market participants. No Authorized Participant is obligated to engage in creation or redemption transactions. To the extent that Authorized Participants exit the business or do not place creation or redemption orders for the Fund and no other Authorized Participant places orders, Fund shares are more likely to trade at a premium or discount to NAV and possibly face trading halts or delisting.

Concentration Risk. The Fund may be susceptible to an increased risk of loss, including losses due to adverse events that affect the Fund's investments more than the market as a whole, to the extent that the Fund's investments are concentrated in the securities or other assets of one or more issuers, countries or other geographic units, markets, industries, project types, or asset classes.

Income Risk. The Fund's income may decline due to falling interest rates or other factors. This can occur because the Fund may be required to invest in lower-yielding bonds when a bond in the Fund's portfolio matures, is near maturity, is called or is prepaid, when bonds in the Underlying Index are substituted, or when the Fund otherwise needs to purchase additional bonds. The Index Provider's substitution of bonds in the Underlying Index may

occur, for example, when the time to maturity for the bond no longer matches the Underlying Index's stated maturity guidelines.

Issuer Risk. The performance of the Fund depends on the performance of individual securities or other assets to which the Fund has exposure. The value of securities or other assets may decline, or perform differently from the market as a whole, due to changes in the financial condition or credit rating of the issuer or counterparty.

Management Risk. The Fund generally does not attempt to take defensive positions under any market conditions, including declining markets. As the Fund will not fully replicate the Underlying Index and may hold securities or other assets not included in the Underlying Index, it is subject to the risk that the investment strategy of BFA may not produce the intended results. There is no guarantee that the Fund's investment results will have a high degree of correlation to those of the Underlying Index or that the Fund will achieve its investment objective.

Market Trading Risk. The Fund faces numerous market trading risks, including the potential lack of an active market for Fund shares (including through a trading halt), losses from trading in secondary markets, periods of high volatility, and disruptions in the process of creating and redeeming Fund shares. Any of these factors, among others, may lead to the Fund's shares trading in the secondary market at a premium or discount to NAV or to the intraday value of the Fund's portfolio holdings. If you buy Fund shares at a time when the market price is at a premium to NAV or sell Fund shares at a time when the market price is at a discount to NAV, you may pay significantly more or receive significantly less than the underlying value of the Fund shares.

Operational and Technology Risks. The Fund is directly and indirectly susceptible to operational and technology risks, including those related to human errors, processing errors, communication errors, systems failures, cybersecurity incidents, and the use of artificial intelligence and machine learning ("AI"), which may result in losses for the Fund and its shareholders or may impair the Fund's operations. While the Fund's service providers are required to have appropriate operational, information security and cybersecurity risk management policies and procedures, their methods of risk management may differ from those of the Fund. Operational and technology risks for the issuers in which the Fund invests could also result in material adverse consequences for such issuers and may cause the Fund's investments in such issuers to lose value.

Risk of Investing in the U.S. Investing in U.S. issuers subjects the Fund to legal, regulatory, political, currency, security, and economic risks that are specific to the U.S. Certain changes in the U.S., such as a weakening of the U.S. economy or a decline in its financial markets, may have an adverse effect on U.S. issuers.

Securities Lending Risk. The Fund may engage in securities lending. Securities lending involves the risk that the Fund may lose money because the borrower of the loaned securities fails to return the securities in a timely manner or at all. The Fund could also lose money in the event of a decline in the value of collateral provided for loaned securities or a decline in the value of any investments made with cash collateral. These events could also trigger adverse tax consequences for the Fund.

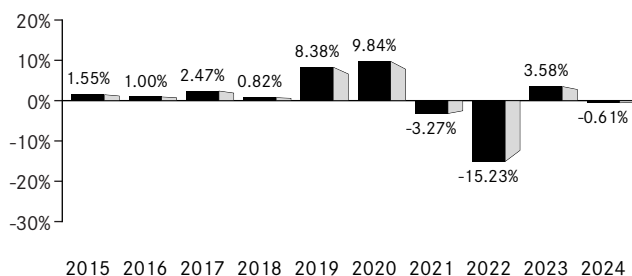
Tracking Error Risk. The Fund may be subject to “tracking error,” which is the divergence of the Fund’s performance from that of the Underlying Index. Tracking error may occur due to a number of factors, including differences between the securities and other assets held in the Fund’s portfolio and those included in the Underlying Index; differences in the timing and methodologies used to value securities and other assets; transaction costs and other expenses incurred by the Fund that the Underlying Index does not incur; the Fund’s holding of uninvested cash; differences in the timing of the accrual or the valuation of dividends or

interest received by the Fund or distributions paid to Fund shareholders; tax gains or losses; the requirements for the Fund to maintain pass-through tax treatment; portfolio transactions carried out to minimize the distribution of capital gains to shareholders; the acceptance of custom baskets; changes to the Underlying Index; and impacts to the Fund of complying with certain regulatory requirements or limits. Tracking error risk may be heightened during times of increased market volatility or other unusual market conditions.

Performance Information

The performance information below illustrates how the Fund's performance has varied over different periods and provides some indication of the risks of investing in the Fund. The bar chart shows how the performance of the Fund has varied from one calendar year to another over the periods shown. The table compares the Fund's performance to that of an appropriate broad-based securities market index and the Underlying Index. Fund returns assume the reinvestment of any dividends and distributions. The Fund's returns reflect the impact of any agreements to waive or reimburse expenses, which would reduce performance if not in effect. Past performance (before and after taxes) does not necessarily indicate how the Fund will perform in the future. Updated performance information, including the Fund's current NAV, may be obtained by visiting www.iShares.com or by calling 1-800-iShares (1-800-474-2737) (toll free).

Calendar Year-by-Year Returns



	<u>Return (%)</u>	<u>Period Ended</u>
Calendar Year-to-Date Return	3.87%	March 31, 2025
During the periods shown in the chart:		
Best Quarter	10.27%	March 31, 2020
Worst Quarter	-6.51%	March 31, 2022

Average Annual Total Returns (for the periods ended December 31, 2024)

	<u>One Year</u>	<u>Five Years</u>	<u>Ten Years</u>
(Inception Date: 7/22/2002)			
Return Before Taxes	-0.61%	-1.50%	0.63%
Return After Taxes on Distributions	-2.03%	-2.32%	-0.20%
Return After Taxes on Distributions and Sale of Fund Shares	-0.36%	-1.46%	0.13%
ICE BofA US Broad Market Index¹ (Returns do not reflect deductions for fees, expenses or taxes)	1.47%	-0.34%	1.37%
ICE U.S. Treasury 7-10 Year Bond Index² (Returns do not reflect deductions for fees, expenses or taxes)	-0.52%	-1.38%	0.73%

¹ The Fund has added this broad-based index in response to new regulatory requirements.

² Index returns through March 31, 2016 reflect the performance of the Bloomberg U.S. 7-10 Year Treasury Bond Index. Index returns from April 1, 2016 through February 28, 2021 reflect the standard pricing variant of the ICE U.S. Treasury 7-10 Year Bond Index, which utilized pricing as of 3pm. Index returns from March 1, 2021 through November 30, 2023 reflect the performance of the 4pm pricing variant of the ICE U.S. Treasury 7-10 Year Bond Index. Index returns beginning on December 1, 2023 reflect the performance of the standard pricing variant of the ICE U.S. Treasury 7-10 Year Bond Index, which now utilizes pricing as of 4pm, and resulted in a discontinuation of the 4pm pricing variant.

After-tax returns in the table above are calculated using the historical highest individual U.S. federal marginal income tax rates and do not reflect the impact of state or local taxes. Actual after-tax returns depend on an investor's tax situation and may differ from those shown, and after-tax returns shown are not relevant to tax-exempt investors or investors who hold shares through tax-deferred arrangements, such as 401(k) plans or individual retirement accounts ("IRAs"). Fund returns after taxes on distributions and sales of Fund shares are calculated assuming that an investor has sufficient capital gains of the same character from other investments to offset any capital losses from the sales of Fund shares. As a result, Fund returns after taxes on distributions and sales of Fund shares may exceed Fund returns before taxes and/or returns after taxes on distributions.

Management

Investment Adviser. BlackRock Fund Advisors.

Portfolio Managers. James Mauro and Karen Uyehara (the “Portfolio Managers”) are primarily responsible for the day-to-day management of the Fund. Each Portfolio Manager supervises a portfolio management team. Mr. Mauro and Ms. Uyehara have been Portfolio Managers of the Fund since 2011 and 2021, respectively.

Purchase and Sale of Fund Shares

The Fund is an exchange-traded fund (commonly referred to as an “ETF”). Individual shares of the Fund may only be bought and sold in the secondary market through a broker-dealer. Because ETF shares trade at market prices rather than at NAV, shares may trade at a price greater than NAV (a premium) or less than NAV (a discount). An investor may incur costs attributable to the difference between the highest price a buyer is willing to pay to purchase shares of the Fund (bid) and the lowest price a seller is willing to accept for shares of the Fund (ask) when buying or selling shares in the secondary market (the “bid-ask spread”).

Tax Information

The Fund intends to make distributions that may be taxable to you as ordinary income or capital gains, unless you are investing through a tax-deferred arrangement such as a 401(k) plan or an IRA, in which case, your distributions generally will be taxed when withdrawn. Certain states and localities may exempt from tax distributions attributable to interest from U.S. federal government obligations.

Payments to Broker-Dealers and Other Financial Intermediaries

If you purchase shares of the Fund through a broker-dealer or other financial intermediary (such as a bank), BFA or other related companies may pay the intermediary for marketing activities and presentations, educational training programs, conferences, the development of technology platforms and reporting systems or other services related to the sale or promotion of the Fund. These payments may create a conflict of interest by influencing the broker-dealer or other intermediary and your salesperson to recommend the Fund over another investment. Ask your salesperson or visit your financial intermediary’s website for more information.

iSHARES[®] 10-20 YEAR TREASURY BOND ETF

Ticker: TLH

Stock Exchange: NYSE Arca

Investment Objective

The iShares 10-20 Year Treasury Bond ETF (the “Fund”) seeks to track the investment results of an index composed of U.S. Treasury bonds with remaining maturities between ten and twenty years.

Fees and Expenses

The following table describes the fees and expenses that you will incur if you buy, hold and sell shares of the Fund. The investment advisory agreement between iShares Trust (the “Trust”) and BlackRock Fund Advisors (“BFA”) (the “Investment Advisory Agreement”) provides that BFA will pay all operating expenses of the Fund, except: (i) the management fees, (ii) interest expenses, (iii) taxes, (iv) expenses incurred with respect to the acquisition and disposition of portfolio securities and the execution of portfolio transactions, including brokerage commissions, (v) distribution fees or expenses, and (vi) litigation expenses and any extraordinary expenses.

You may pay other fees, such as brokerage commissions and other fees to financial intermediaries, which are not reflected in the tables and examples below.

Annual Fund Operating Expenses (ongoing expenses that you pay each year as a percentage of the value of your investments) ¹			
<u>Management Fees</u>	<u>Distribution and Service (12b-1) Fees</u>	<u>Other Expenses²</u>	<u>Total Annual Fund Operating Expenses</u>
0.15%	None	0.00%	0.15%

¹ Operating expenses paid by BFA under the Investment Advisory Agreement exclude acquired fund fees and expenses, if any.

² The amount rounded to 0.00%.

Example. This Example is intended to help you compare the cost of owning shares of the Fund with the cost of investing in other funds. The Example assumes that you invest \$10,000 in the Fund for the time periods indicated and then sell all of your shares at the end of those periods. The Example also assumes that your investment has a 5% return each year and that the Fund’s operating expenses remain the same. Although your actual costs may be higher or lower, based on these assumptions, your costs would be:

<u>1 Year</u>	<u>3 Years</u>	<u>5 Years</u>	<u>10 Years</u>
\$15	\$48	\$85	\$192

Portfolio Turnover. The Fund may pay transaction costs, such as commissions, when it buys and sells securities (or “turns over” its portfolio). A higher portfolio turnover rate may indicate higher transaction costs and may result in higher taxes when Fund shares are held in a taxable account. These costs, which are not reflected in the Annual Fund Operating Expenses or in the Example, affect the Fund’s performance. During the most recent fiscal year, the Fund’s portfolio turnover rate was 28% of the average value of its portfolio.

Principal Investment Strategies

The Fund seeks to track the investment results of the ICE® U.S. Treasury 10-20 Year Bond Index (the “Underlying Index”), which measures the performance of public obligations of the U.S. Treasury that have a remaining maturity of greater than or equal to ten years and less than twenty years. As of February 28, 2025, there were 50 issues in the Underlying Index.

The Underlying Index consists of publicly-issued U.S. Treasury securities that have a remaining maturity of greater than or equal to ten years and less than twenty years and have \$300 million or more of outstanding face value, excluding amounts held by the Federal Reserve System. In addition, the securities in the Underlying Index must be fixed-rate and denominated in U.S. dollars. Excluded from the Underlying Index are inflation-linked securities, Treasury bills, cash management bills, any government agency debt issued with or without a government guarantee and zero-coupon issues that have been stripped from coupon-paying bonds. The Underlying Index is market value weighted, and the securities in the Underlying Index are updated on the last calendar day of each month.

BFA uses an indexing approach to try to achieve the Fund’s investment objective. The Fund does not try to “beat” the index it tracks and does not seek temporary defensive positions when markets decline or appear overvalued.

Indexing may eliminate the chance that the Fund will substantially outperform the Underlying Index but also may reduce some of the risks of active management, such as poor security selection. Indexing seeks to achieve lower costs and better after-tax performance by aiming to keep portfolio turnover low in comparison to actively managed investment companies.

BFA uses a representative sampling indexing strategy to manage the Fund. “Representative sampling” is an indexing strategy that involves investing in a representative sample of securities that collectively has an investment profile similar to that of an applicable underlying index. The securities selected are expected to have, in the aggregate, investment characteristics (based on factors such as market value and industry weightings), fundamental characteristics (such as return variability, duration (*i.e.*, a security’s price sensitivity to a change in interest rates), maturity or credit ratings and yield) and liquidity measures similar to those of an applicable underlying index. The Fund may or may not hold all of the securities in the Underlying Index.

The Fund will invest at least 80% of its assets in the component securities of the Underlying Index, and the Fund will invest at least 90% of its assets in U.S. Treasury securities that BFA believes will help the Fund track the Underlying Index. The Fund will invest no more than 10% of its assets in futures, options and swaps

contracts that BFA believes will help the Fund track the Underlying Index. Cash and cash equivalent investments associated with a derivative position will be treated as part of that position for the purposes of calculating the percentage of investments included in the Underlying Index. The Fund seeks to track the investment results of the Underlying Index before fees and expenses of the Fund.

The Fund may lend securities representing up to one-third of the value of the Fund’s total assets (including the value of any collateral received).

The Underlying Index is sponsored by ICE Data Indices, LLC (the “Index Provider” or “IDI”), which is independent of the Fund and BFA. The Index Provider determines the composition and relative weightings of the securities in the Underlying Index and publishes information regarding the market value of the Underlying Index.

Summary of Principal Risks

As with any investment, you could lose all or part of your investment in the Fund, and the Fund’s performance could trail that of other investments. The Fund is subject to certain risks, including the principal risks noted below any of which may adversely affect the Fund’s net asset value per share (“NAV”), trading price, yield, total return and ability to meet its investment objective. Certain key risks are prioritized below (with others following in alphabetical order), but the relative significance of any risk is difficult to predict and may change over time. You should review each risk factor carefully.

U.S. Treasury Obligations Risk. U.S. Treasury obligations may differ from other securities in their interest rates, maturities, times of issuance and other characteristics and may provide relatively lower returns than those of other securities. Changes in the U.S. government’s financial condition or credit rating may cause the value of U.S. Treasury obligations to decline. Direct obligations of the U.S. Treasury have historically involved little risk of loss of principal if held to maturity, but the market value of such securities is not guaranteed and may fluctuate. Although U.S. Treasury obligations are backed by the full faith and credit of the United States, circumstances could arise that could prevent the timely payment of interest or principal.

Interest Rate Risk. Interest rate risk refers to the risk of fluctuations in the value of a fixed-income security due to changes in the general level of interest rates. Interest rate changes can be sudden and unpredictable and are influenced by a number of factors, including government policy, monetary policy, inflation expectations, perceptions of risk, and supply and demand for fixed-income securities. An increase in interest rates generally will cause the value of fixed-income securities to decline. Securities with longer maturities generally are more sensitive to interest rate changes and subject to greater fluctuations in value. Changes in interest rates may have unpredictable effects on fixed-income markets and result in heightened volatility and lower liquidity for certain instruments, which may adversely affect a Fund’s performance. During periods of very low or negative interest rates, a Fund may be unable to maintain positive returns or pay dividends to shareholders.

Market Risk. The Fund could lose money over short periods due to short-term market movements and over longer periods during

more prolonged market downturns. Local, regional or global events such as war, acts of terrorism, pandemics or other public health issues, recessions, the prospect or occurrence of a sovereign default or other financial crisis, or other events could have a significant impact on the Fund and its investments and could result in increased premiums or discounts to the Fund's NAV.

Index-Related Risk. The Index Provider may rely on various sources of information to assess the criteria of components of the Underlying Index, including information that may be based on assumptions and estimates. Neither the Fund nor BFA can offer assurances that the Index Provider's methodology or sources of information will provide an accurate assessment of included components or will result in the Fund meeting its investment objective. Errors in index data, index computations or the construction of the Underlying Index in accordance with its methodology may occur, and the Index Provider may not identify or correct them promptly or at all, which may have an adverse impact on the Fund and its shareholders. Unusual market conditions or other unforeseen circumstances (such as natural disasters, political unrest or war) may impact the Index Provider or a third-party data provider and could cause the Index Provider to postpone a scheduled rebalance. This could cause the Underlying Index to vary from its normal or expected composition.

Asset Class Risk. The securities and other assets in the Underlying Index or in the Fund's portfolio may underperform in comparison to financial markets generally, a particular financial market, another index, or other asset classes.

Authorized Participant Concentration Risk. An "Authorized Participant" is a member or participant of a clearing agency registered with the SEC, which has a written agreement with the Fund or one of its service providers that allows the Authorized Participant to place orders for the purchase and redemption of creation units ("Creation Units"). Only an Authorized Participant may engage in creation or redemption transactions directly with the Fund. There are a limited number of institutions that may act as Authorized Participants for the Fund, including on an agency basis on behalf of other market participants. No Authorized Participant is obligated to engage in creation or redemption transactions. To the extent that Authorized Participants exit the business or do not place creation or redemption orders for the Fund and no other Authorized Participant places orders, Fund shares are more likely to trade at a premium or discount to NAV and possibly face trading halts or delisting.

Concentration Risk. The Fund may be susceptible to an increased risk of loss, including losses due to adverse events that affect the Fund's investments more than the market as a whole, to the extent that the Fund's investments are concentrated in the securities or other assets of one or more issuers, countries or other geographic units, markets, industries, project types, or asset classes.

Income Risk. The Fund's income may decline due to falling interest rates or other factors. This can occur because the Fund may be required to invest in lower-yielding bonds when a bond in the Fund's portfolio matures, is near maturity, is called or is prepaid, when bonds in the Underlying Index are substituted, or when the Fund otherwise needs to purchase additional bonds. The Index Provider's substitution of bonds in the Underlying Index may

occur, for example, when the time to maturity for the bond no longer matches the Underlying Index's stated maturity guidelines.

Issuer Risk. The performance of the Fund depends on the performance of individual securities or other assets to which the Fund has exposure. The value of securities or other assets may decline, or perform differently from the market as a whole, due to changes in the financial condition or credit rating of the issuer or counterparty.

Management Risk. The Fund generally does not attempt to take defensive positions under any market conditions, including declining markets. As the Fund will not fully replicate the Underlying Index and may hold securities or other assets not included in the Underlying Index, it is subject to the risk that the investment strategy of BFA may not produce the intended results. There is no guarantee that the Fund's investment results will have a high degree of correlation to those of the Underlying Index or that the Fund will achieve its investment objective.

Market Trading Risk. The Fund faces numerous market trading risks, including the potential lack of an active market for Fund shares (including through a trading halt), losses from trading in secondary markets, periods of high volatility, and disruptions in the process of creating and redeeming Fund shares. Any of these factors, among others, may lead to the Fund's shares trading in the secondary market at a premium or discount to NAV or to the intraday value of the Fund's portfolio holdings. If you buy Fund shares at a time when the market price is at a premium to NAV or sell Fund shares at a time when the market price is at a discount to NAV, you may pay significantly more or receive significantly less than the underlying value of the Fund shares.

Operational and Technology Risks. The Fund is directly and indirectly susceptible to operational and technology risks, including those related to human errors, processing errors, communication errors, systems failures, cybersecurity incidents, and the use of artificial intelligence and machine learning ("AI"), which may result in losses for the Fund and its shareholders or may impair the Fund's operations. While the Fund's service providers are required to have appropriate operational, information security and cybersecurity risk management policies and procedures, their methods of risk management may differ from those of the Fund. Operational and technology risks for the issuers in which the Fund invests could also result in material adverse consequences for such issuers and may cause the Fund's investments in such issuers to lose value.

Risk of Investing in the U.S. Investing in U.S. issuers subjects the Fund to legal, regulatory, political, currency, security, and economic risks that are specific to the U.S. Certain changes in the U.S., such as a weakening of the U.S. economy or a decline in its financial markets, may have an adverse effect on U.S. issuers.

Securities Lending Risk. The Fund may engage in securities lending. Securities lending involves the risk that the Fund may lose money because the borrower of the loaned securities fails to return the securities in a timely manner or at all. The Fund could also lose money in the event of a decline in the value of collateral provided for loaned securities or a decline in the value of any investments made with cash collateral. These events could also trigger adverse tax consequences for the Fund.

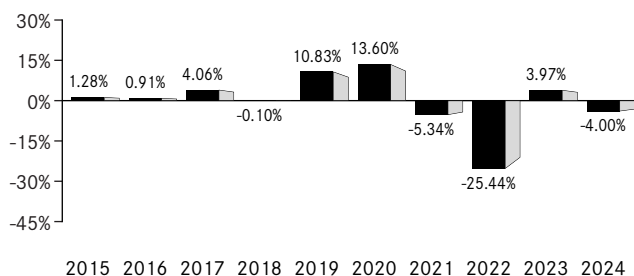
Tracking Error Risk. The Fund may be subject to “tracking error,” which is the divergence of the Fund’s performance from that of the Underlying Index. Tracking error may occur due to a number of factors, including differences between the securities and other assets held in the Fund’s portfolio and those included in the Underlying Index; differences in the timing and methodologies used to value securities and other assets; transaction costs and other expenses incurred by the Fund that the Underlying Index does not incur; the Fund’s holding of uninvested cash; differences in the timing of the accrual or the valuation of dividends or

interest received by the Fund or distributions paid to Fund shareholders; tax gains or losses; the requirements for the Fund to maintain pass-through tax treatment; portfolio transactions carried out to minimize the distribution of capital gains to shareholders; the acceptance of custom baskets; changes to the Underlying Index; and impacts to the Fund of complying with certain regulatory requirements or limits. Tracking error risk may be heightened during times of increased market volatility or other unusual market conditions.

Performance Information

The performance information below illustrates how the Fund's performance has varied over different periods and provides some indication of the risks of investing in the Fund. The bar chart shows how the performance of the Fund has varied from one calendar year to another over the periods shown. The table compares the Fund's performance to that of an appropriate broad-based securities market index and the Underlying Index. Fund returns assume the reinvestment of any dividends and distributions. The Fund's returns reflect the impact of any agreements to waive or reimburse expenses, which would reduce performance if not in effect. Past performance (before and after taxes) does not necessarily indicate how the Fund will perform in the future. Updated performance information, including the Fund's current NAV, may be obtained by visiting www.iShares.com or by calling 1-800-iShares (1-800-474-2737) (toll free).

Calendar Year-by-Year Returns



	<u>Return (%)</u>	<u>Period Ended</u>
Calendar Year-to-Date Return	4.84%	March 31, 2025
During the periods shown in the chart:		
Best Quarter	16.72%	March 31, 2020
Worst Quarter	-11.88%	March 31, 2021

Average Annual Total Returns (for the periods ended December 31, 2024)

	<u>One Year</u>	<u>Five Years</u>	<u>Ten Years</u>
(Inception Date: 1/5/2007)			
Return Before Taxes	-4.00%	-4.36%	-0.59%
Return After Taxes on Distributions	-5.59%	-5.46%	-1.60%
Return After Taxes on Distributions and Sale of Fund Shares	-2.34%	-3.61%	-0.80%
ICE BofA US Broad Market Index¹ (Returns do not reflect deductions for fees, expenses or taxes)	1.47%	-0.34%	1.37%
ICE U.S. Treasury 10-20 Year Bond Index² (Returns do not reflect deductions for fees, expenses or taxes)	-3.96%	-4.36%	-0.54%

¹ The Fund has added this broad-based index in response to new regulatory requirements.

² Index returns through June 30, 2016 reflect the performance of the Bloomberg U.S. 10-20 Year Treasury Bond Index. Index returns from July 1, 2016 through February 28, 2021 reflect the standard pricing variant of the ICE U.S. Treasury 10-20 Year Bond Index, which utilized pricing as of 3pm. Index returns from March 1, 2021 through November 30, 2023 reflect the performance of the 4pm pricing variant of the ICE U.S. Treasury 10-20 Year Bond Index. Index returns beginning on December 1, 2023 reflect the performance of the standard pricing variant of the ICE U.S. Treasury 10-20 Year Bond Index, which now utilizes pricing as of 4pm, and resulted in a discontinuation of the 4pm pricing variant.

After-tax returns in the table above are calculated using the historical highest individual U.S. federal marginal income tax rates and do not reflect the impact of state or local taxes. Actual after-tax returns depend on an investor's tax situation and may differ from those shown, and after-tax returns shown are not relevant to tax-exempt investors or investors who hold shares through tax-deferred arrangements, such as 401(k) plans or individual retirement accounts ("IRAs"). Fund returns after taxes on distributions and sales of Fund shares are calculated assuming that an investor has sufficient capital gains of the same character from other investments to offset any capital losses from the sales of Fund shares. As a result, Fund returns after taxes on distributions and sales of Fund shares may exceed Fund returns before taxes and/or returns after taxes on distributions.

Management

Investment Adviser. BlackRock Fund Advisors.

Portfolio Managers. James Mauro and Karen Uyehara (the “Portfolio Managers”) are primarily responsible for the day-to-day management of the Fund. Each Portfolio Manager supervises a portfolio management team. Mr. Mauro and Ms. Uyehara have been Portfolio Managers of the Fund since 2011 and 2021, respectively.

Purchase and Sale of Fund Shares

The Fund is an exchange-traded fund (commonly referred to as an “ETF”). Individual shares of the Fund may only be bought and sold in the secondary market through a broker-dealer. Because ETF shares trade at market prices rather than at NAV, shares may trade at a price greater than NAV (a premium) or less than NAV (a discount). An investor may incur costs attributable to the difference between the highest price a buyer is willing to pay to purchase shares of the Fund (bid) and the lowest price a seller is willing to accept for shares of the Fund (ask) when buying or selling shares in the secondary market (the “bid-ask spread”).

Tax Information

The Fund intends to make distributions that may be taxable to you as ordinary income or capital gains, unless you are investing through a tax-deferred arrangement such as a 401(k) plan or an IRA, in which case, your distributions generally will be taxed when withdrawn. Certain states and localities may exempt from tax distributions attributable to interest from U.S. federal government obligations.

Payments to Broker-Dealers and Other Financial Intermediaries

If you purchase shares of the Fund through a broker-dealer or other financial intermediary (such as a bank), BFA or other related companies may pay the intermediary for marketing activities and presentations, educational training programs, conferences, the development of technology platforms and reporting systems or other services related to the sale or promotion of the Fund. These payments may create a conflict of interest by influencing the broker-dealer or other intermediary and your salesperson to recommend the Fund over another investment. Ask your salesperson or visit your financial intermediary’s website for more information.

iSHARES[®] 20+ YEAR TREASURY BOND ETF

Ticker: TLT

Stock Exchange: Nasdaq

Investment Objective

The iShares 20+ Year Treasury Bond ETF (the “Fund”) seeks to track the investment results of an index composed of U.S. Treasury bonds with remaining maturities greater than twenty years.

Fees and Expenses

The following table describes the fees and expenses that you will incur if you buy, hold and sell shares of the Fund. The investment advisory agreement between iShares Trust (the “Trust”) and BlackRock Fund Advisors (“BFA”) (the “Investment Advisory Agreement”) provides that BFA will pay all operating expenses of the Fund, except: (i) the management fees, (ii) interest expenses, (iii) taxes, (iv) expenses incurred with respect to the acquisition and disposition of portfolio securities and the execution of portfolio transactions, including brokerage commissions, (v) distribution fees or expenses, and (vi) litigation expenses and any extraordinary expenses.

You may pay other fees, such as brokerage commissions and other fees to financial intermediaries, which are not reflected in the tables and examples below.

Annual Fund Operating Expenses (ongoing expenses that you pay each year as a percentage of the value of your investments) ¹			
<u>Management Fees</u>	<u>Distribution and Service (12b-1) Fees</u>	<u>Other Expenses²</u>	<u>Total Annual Fund Operating Expenses</u>
0.15%	None	0.00%	0.15%

¹ Operating expenses paid by BFA under the Investment Advisory Agreement exclude acquired fund fees and expenses, if any.

² The amount rounded to 0.00%.

Example. This Example is intended to help you compare the cost of owning shares of the Fund with the cost of investing in other funds. The Example assumes that you invest \$10,000 in the Fund for the time periods indicated and then sell all of your shares at the end of those periods. The Example also assumes that your investment has a 5% return each year and that the Fund’s operating expenses remain the same. Although your actual costs may be higher or lower, based on these assumptions, your costs would be:

<u>1 Year</u>	<u>3 Years</u>	<u>5 Years</u>	<u>10 Years</u>
\$15	\$48	\$85	\$192

Portfolio Turnover. The Fund may pay transaction costs, such as commissions, when it buys and sells securities (or “turns over” its portfolio). A higher portfolio turnover rate may indicate higher transaction costs and may result in higher taxes when Fund shares are held in a taxable account. These costs, which are not reflected in the Annual Fund Operating Expenses or in the Example, affect the Fund’s performance. During the most recent fiscal year, the Fund’s portfolio turnover rate was 19% of the average value of its portfolio.

Principal Investment Strategies

The Fund seeks to track the investment results of the ICE® U.S. Treasury 20+ Year Bond Index (the “Underlying Index”), which measures the performance of public obligations of the U.S. Treasury that have a remaining maturity greater than or equal to twenty years. As of February 28, 2025, there were 40 issues in the Underlying Index.

The Underlying Index consists of publicly-issued U.S. Treasury securities that have a remaining maturity greater than or equal to twenty years and have \$300 million or more of outstanding face value, excluding amounts held by the Federal Reserve System (the “Fed”). In addition, the securities in the Underlying Index must be fixed-rate and denominated in U.S. dollars. Excluded from the Underlying Index are inflation-linked securities, Treasury bills, cash management bills, any government agency debt issued with or without a government guarantee and zero-coupon issues that have been stripped from coupon-paying bonds. The Underlying Index is market value weighted, and the securities in the Underlying Index are updated on the last calendar day of each month.

BFA uses an indexing approach to try to achieve the Fund’s investment objective. The Fund does not try to “beat” the index it tracks and does not seek temporary defensive positions when markets decline or appear overvalued.

Indexing may eliminate the chance that the Fund will substantially outperform the Underlying Index but also may reduce some of the risks of active management, such as poor security selection. Indexing seeks to achieve lower costs and better after-tax performance by aiming to keep portfolio turnover low in comparison to actively managed investment companies.

BFA uses a representative sampling indexing strategy to manage the Fund. “Representative sampling” is an indexing strategy that involves investing in a representative sample of securities that collectively has an investment profile similar to that of an applicable underlying index. The securities selected are expected to have, in the aggregate, investment characteristics (based on factors such as market value and industry weightings), fundamental characteristics (such as return variability, duration (*i.e.*, a security’s price sensitivity to a change in interest rates), maturity or credit ratings and yield) and liquidity measures similar to those of an applicable underlying index. The Fund may or may not hold all of the securities in the Underlying Index.

The Fund will invest at least 80% of its assets in the component securities of the Underlying Index, and the Fund will invest at least 90% of its assets in U.S. Treasury securities that BFA believes will help the Fund track the Underlying Index. The Fund will invest no more than 10% of its assets in futures, options and swaps

contracts that BFA believes will help the Fund track the Underlying Index. Cash and cash equivalent investments associated with a derivative position will be treated as part of that position for the purposes of calculating the percentage of investments included in the Underlying Index. The Fund seeks to track the investment results of the Underlying Index before fees and expenses of the Fund.

The Fund may lend securities representing up to one-third of the value of the Fund’s total assets (including the value of any collateral received).

The Underlying Index is sponsored by ICE Data Indices, LLC (the “Index Provider” or “IDI”), which is independent of the Fund and BFA. The Index Provider determines the composition and relative weightings of the securities in the Underlying Index and publishes information regarding the market value of the Underlying Index.

Summary of Principal Risks

As with any investment, you could lose all or part of your investment in the Fund, and the Fund’s performance could trail that of other investments. The Fund is subject to certain risks, including the principal risks noted below any of which may adversely affect the Fund’s net asset value per share (“NAV”), trading price, yield, total return and ability to meet its investment objective. Certain key risks are prioritized below (with others following in alphabetical order), but the relative significance of any risk is difficult to predict and may change over time. You should review each risk factor carefully.

U.S. Treasury Obligations Risk. U.S. Treasury obligations may differ from other securities in their interest rates, maturities, times of issuance and other characteristics and may provide relatively lower returns than those of other securities. Changes in the U.S. government’s financial condition or credit rating may cause the value of U.S. Treasury obligations to decline. Direct obligations of the U.S. Treasury have historically involved little risk of loss of principal if held to maturity, but the market value of such securities is not guaranteed and may fluctuate. Although U.S. Treasury obligations are backed by the full faith and credit of the United States, circumstances could arise that could prevent the timely payment of interest or principal.

Interest Rate Risk. Interest rate risk refers to the risk of fluctuations in the value of a fixed-income security due to changes in the general level of interest rates. Interest rate changes can be sudden and unpredictable and are influenced by a number of factors, including government policy, monetary policy, inflation expectations, perceptions of risk, and supply and demand for fixed-income securities. An increase in interest rates generally will cause the value of fixed-income securities to decline. Securities with longer maturities generally are more sensitive to interest rate changes and subject to greater fluctuations in value. Changes in interest rates may have unpredictable effects on fixed-income markets and result in heightened volatility and lower liquidity for certain instruments, which may adversely affect a Fund’s performance. During periods of very low or negative interest rates, a Fund may be unable to maintain positive returns or pay dividends to shareholders.

Market Risk. The Fund could lose money over short periods due to short-term market movements and over longer periods during

more prolonged market downturns. Local, regional or global events such as war, acts of terrorism, pandemics or other public health issues, recessions, the prospect or occurrence of a sovereign default or other financial crisis, or other events could have a significant impact on the Fund and its investments and could result in increased premiums or discounts to the Fund's NAV.

Index-Related Risk. The Index Provider may rely on various sources of information to assess the criteria of components of the Underlying Index, including information that may be based on assumptions and estimates. Neither the Fund nor BFA can offer assurances that the Index Provider's methodology or sources of information will provide an accurate assessment of included components or will result in the Fund meeting its investment objective. Errors in index data, index computations or the construction of the Underlying Index in accordance with its methodology may occur, and the Index Provider may not identify or correct them promptly or at all, which may have an adverse impact on the Fund and its shareholders. Unusual market conditions or other unforeseen circumstances (such as natural disasters, political unrest or war) may impact the Index Provider or a third-party data provider and could cause the Index Provider to postpone a scheduled rebalance. This could cause the Underlying Index to vary from its normal or expected composition.

Asset Class Risk. The securities and other assets in the Underlying Index or in the Fund's portfolio may underperform in comparison to financial markets generally, a particular financial market, another index, or other asset classes.

Authorized Participant Concentration Risk. An "Authorized Participant" is a member or participant of a clearing agency registered with the SEC, which has a written agreement with the Fund or one of its service providers that allows the Authorized Participant to place orders for the purchase and redemption of creation units ("Creation Units"). Only an Authorized Participant may engage in creation or redemption transactions directly with the Fund. There are a limited number of institutions that may act as Authorized Participants for the Fund, including on an agency basis on behalf of other market participants. No Authorized Participant is obligated to engage in creation or redemption transactions. To the extent that Authorized Participants exit the business or do not place creation or redemption orders for the Fund and no other Authorized Participant places orders, Fund shares are more likely to trade at a premium or discount to NAV and possibly face trading halts or delisting.

Concentration Risk. The Fund may be susceptible to an increased risk of loss, including losses due to adverse events that affect the Fund's investments more than the market as a whole, to the extent that the Fund's investments are concentrated in the securities or other assets of one or more issuers, countries or other geographic units, markets, industries, project types, or asset classes.

Income Risk. The Fund's income may decline due to falling interest rates or other factors. This can occur because the Fund may be required to invest in lower-yielding bonds when a bond in the Fund's portfolio matures, is near maturity, is called or is prepaid, when bonds in the Underlying Index are substituted, or when the Fund otherwise needs to purchase additional bonds. The Index Provider's substitution of bonds in the Underlying Index may

occur, for example, when the time to maturity for the bond no longer matches the Underlying Index's stated maturity guidelines.

Issuer Risk. The performance of the Fund depends on the performance of individual securities or other assets to which the Fund has exposure. The value of securities or other assets may decline, or perform differently from the market as a whole, due to changes in the financial condition or credit rating of the issuer or counterparty.

Management Risk. The Fund generally does not attempt to take defensive positions under any market conditions, including declining markets. As the Fund will not fully replicate the Underlying Index and may hold securities or other assets not included in the Underlying Index, it is subject to the risk that the investment strategy of BFA may not produce the intended results. There is no guarantee that the Fund's investment results will have a high degree of correlation to those of the Underlying Index or that the Fund will achieve its investment objective.

Market Trading Risk. The Fund faces numerous market trading risks, including the potential lack of an active market for Fund shares (including through a trading halt), losses from trading in secondary markets, periods of high volatility, and disruptions in the process of creating and redeeming Fund shares. Any of these factors, among others, may lead to the Fund's shares trading in the secondary market at a premium or discount to NAV or to the intraday value of the Fund's portfolio holdings. If you buy Fund shares at a time when the market price is at a premium to NAV or sell Fund shares at a time when the market price is at a discount to NAV, you may pay significantly more or receive significantly less than the underlying value of the Fund shares.

Operational and Technology Risks. The Fund is directly and indirectly susceptible to operational and technology risks, including those related to human errors, processing errors, communication errors, systems failures, cybersecurity incidents, and the use of artificial intelligence and machine learning ("AI"), which may result in losses for the Fund and its shareholders or may impair the Fund's operations. While the Fund's service providers are required to have appropriate operational, information security and cybersecurity risk management policies and procedures, their methods of risk management may differ from those of the Fund. Operational and technology risks for the issuers in which the Fund invests could also result in material adverse consequences for such issuers and may cause the Fund's investments in such issuers to lose value.

Risk of Investing in the U.S. Investing in U.S. issuers subjects the Fund to legal, regulatory, political, currency, security, and economic risks that are specific to the U.S. Certain changes in the U.S., such as a weakening of the U.S. economy or a decline in its financial markets, may have an adverse effect on U.S. issuers.

Securities Lending Risk. The Fund may engage in securities lending. Securities lending involves the risk that the Fund may lose money because the borrower of the loaned securities fails to return the securities in a timely manner or at all. The Fund could also lose money in the event of a decline in the value of collateral provided for loaned securities or a decline in the value of any investments made with cash collateral. These events could also trigger adverse tax consequences for the Fund.

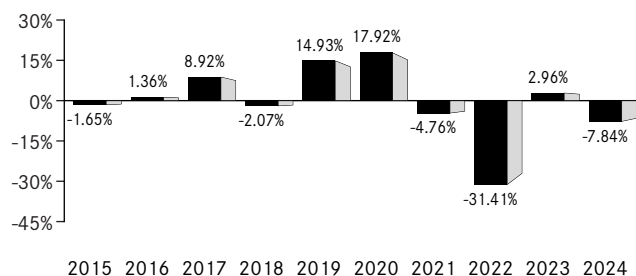
Tracking Error Risk. The Fund may be subject to “tracking error,” which is the divergence of the Fund’s performance from that of the Underlying Index. Tracking error may occur due to a number of factors, including differences between the securities and other assets held in the Fund’s portfolio and those included in the Underlying Index; differences in the timing and methodologies used to value securities and other assets; transaction costs and other expenses incurred by the Fund that the Underlying Index does not incur; the Fund’s holding of uninvested cash; differences in the timing of the accrual or the valuation of dividends or

interest received by the Fund or distributions paid to Fund shareholders; tax gains or losses; the requirements for the Fund to maintain pass-through tax treatment; portfolio transactions carried out to minimize the distribution of capital gains to shareholders; the acceptance of custom baskets; changes to the Underlying Index; and impacts to the Fund of complying with certain regulatory requirements or limits. Tracking error risk may be heightened during times of increased market volatility or other unusual market conditions.

Performance Information

The performance information below illustrates how the Fund's performance has varied over different periods and provides some indication of the risks of investing in the Fund. The bar chart shows how the performance of the Fund has varied from one calendar year to another over the periods shown. The table compares the Fund's performance to that of an appropriate broad-based securities market index and the Underlying Index. Fund returns assume the reinvestment of any dividends and distributions. The Fund's returns reflect the impact of any agreements to waive or reimburse expenses, which would reduce performance if not in effect. Past performance (before and after taxes) does not necessarily indicate how the Fund will perform in the future. Updated performance information, including the Fund's current NAV, may be obtained by visiting www.iShares.com or by calling 1-800-iShares (1-800-474-2737) (toll free).

Calendar Year-by-Year Returns



	<u>Return (%)</u>	<u>Period Ended</u>
Calendar Year-to-Date Return	4.74%	March 31, 2025
During the periods shown in the chart:		
Best Quarter	22.42%	March 31, 2020
Worst Quarter	-13.98%	March 31, 2021

Average Annual Total Returns (for the periods ended December 31, 2024)

	<u>One Year</u>	<u>Five Years</u>	<u>Ten Years</u>
(Inception Date: 7/22/2002)			
Return Before Taxes	-7.84%	-6.07%	-1.12%
Return After Taxes on Distributions	-9.34%	-7.04%	-2.15%
Return After Taxes on Distributions and Sale of Fund Shares	-4.60%	-4.79%	-1.19%
ICE BofA US Broad Market Index¹ (Returns do not reflect deductions for fees, expenses or taxes)	1.47%	-0.34%	1.37%
ICE U.S. Treasury 20+ Year Bond Index² (Returns do not reflect deductions for fees, expenses or taxes)	-7.71%	-5.99%	-1.04%

¹ The Fund has added this broad-based index in response to new regulatory requirements.

² Index returns through March 31, 2016 reflect the performance of the Bloomberg U.S. 20+ Year Treasury Bond Index. Index returns from April 1, 2016 through February 28, 2021 reflect the standard pricing variant of the ICE U.S. Treasury 20+ Year Bond Index, which utilized pricing as of 3pm. Index returns from March 1, 2021 through November 30, 2023 reflect the performance of the 4pm pricing variant of the ICE U.S. Treasury 20+ Year Bond Index. Index returns beginning on December 1, 2023 reflect the performance of the standard pricing variant of the ICE U.S. Treasury 20+ Year Bond Index, which now utilizes pricing as of 4pm, and resulted in a discontinuation of the 4pm pricing variant.

After-tax returns in the table above are calculated using the historical highest individual U.S. federal marginal income tax rates and do not reflect the impact of state or local taxes. Actual after-tax returns depend on an investor's tax situation and may differ from those shown, and after-tax returns shown are not relevant to tax-exempt investors or investors who hold shares through tax-deferred arrangements, such as 401(k) plans or individual retirement accounts ("IRAs"). Fund returns after taxes on distributions and sales of Fund shares are calculated assuming that an investor has sufficient capital gains of the same character from other investments to offset any capital losses from the sales of Fund shares. As a result, Fund returns after taxes on distributions and sales of Fund shares may exceed Fund returns before taxes and/or returns after taxes on distributions.

Management

Investment Adviser. BlackRock Fund Advisors.

Portfolio Managers. James Mauro and Karen Uyehara (the “Portfolio Managers”) are primarily responsible for the day-to-day management of the Fund. Each Portfolio Manager supervises a portfolio management team. Mr. Mauro and Ms. Uyehara have been Portfolio Managers of the Fund since 2011 and 2021, respectively.

Purchase and Sale of Fund Shares

The Fund is an exchange-traded fund (commonly referred to as an “ETF”). Individual shares of the Fund may only be bought and sold in the secondary market through a broker-dealer. Because ETF shares trade at market prices rather than at NAV, shares may trade at a price greater than NAV (a premium) or less than NAV (a discount). An investor may incur costs attributable to the difference between the highest price a buyer is willing to pay to purchase shares of the Fund (bid) and the lowest price a seller is willing to accept for shares of the Fund (ask) when buying or selling shares in the secondary market (the “bid-ask spread”).

Tax Information

The Fund intends to make distributions that may be taxable to you as ordinary income or capital gains, unless you are investing through a tax-deferred arrangement such as a 401(k) plan or an IRA, in which case, your distributions generally will be taxed when withdrawn. Certain states and localities may exempt from tax distributions attributable to interest from U.S. federal government obligations.

Payments to Broker-Dealers and Other Financial Intermediaries

If you purchase shares of the Fund through a broker-dealer or other financial intermediary (such as a bank), BFA or other related companies may pay the intermediary for marketing activities and presentations, educational training programs, conferences, the development of technology platforms and reporting systems or other services related to the sale or promotion of the Fund. These payments may create a conflict of interest by influencing the broker-dealer or other intermediary and your salesperson to recommend the Fund over another investment. Ask your salesperson or visit your financial intermediary’s website for more information.

iSHARES[®] 25+ YEAR TREASURY STRIPS BOND ETF

Ticker: GOVZ

Stock Exchange: Cboe BZX

Investment Objective

The iShares 25+ Year Treasury STRIPS Bond ETF (the “Fund”) seeks to track the investment results of an index composed of the principal payments of U.S. Treasury bonds (specifically principal “STRIPS”, also known as “Separate Trading of Registered Interest and Principal of Securities”) with remaining maturities of at least 25 years.

Fees and Expenses

The following table describes the fees and expenses that you will incur if you buy, hold and sell shares of the Fund. The investment advisory agreement between iShares Trust (the “Trust”) and BlackRock Fund Advisors (“BFA”) (the “Investment Advisory Agreement”) provides that BFA will pay all operating expenses of the Fund, except: (i) the management fees, (ii) interest expenses, (iii) taxes, (iv) expenses incurred with respect to the acquisition and disposition of portfolio securities and the execution of portfolio transactions, including brokerage commissions, (v) distribution fees or expenses, and (vi) litigation expenses and any extraordinary expenses. BFA, the investment adviser to the Fund, has contractually agreed to waive a portion of its management fee so that the Fund’s total annual fund operating expenses after the fee waiver will not exceed 0.10% through February 28, 2029. The contractual waiver may be terminated prior to February 28, 2029 only upon written agreement of the Trust and BFA.

You may pay other fees, such as brokerage commissions and other fees to financial intermediaries, which are not reflected in the tables and examples below.

**Annual Fund Operating Expenses
(ongoing expenses that you pay each year as a
percentage of the value of your investments)¹**

<u>Management Fees</u>	<u>Distribution and Service (12b-1) Fees</u>	<u>Other Expenses²</u>	<u>Total Annual Fund Operating Expenses</u>	<u>Fee Waiver and/or Expense Reimbursement</u>	<u>Total Annual Fund Operating Expenses After Fee Waiver and/or Expense Reimbursement</u>
0.15%	None	0.00%	0.15%	(0.05)%	0.10%

¹ Operating expenses paid by BFA under the Investment Advisory Agreement exclude acquired fund fees and expenses, if any.

² The amount rounded to 0.00%.

Example. This Example is intended to help you compare the cost of owning shares of the Fund with the cost of investing in other funds. The Example assumes that you invest \$10,000 in the Fund for the time periods indicated and then sell all of your shares at the end of those periods. The Example also assumes that your investment has a 5% return each year and that the Fund’s operating expenses remain the same. Although your actual costs may be higher or lower, based on these assumptions, your costs would be:

<u>1 Year</u>	<u>3 Years</u>	<u>5 Years</u>	<u>10 Years</u>
\$10	\$32	\$65	\$172

Portfolio Turnover. The Fund may pay transaction costs, such as commissions, when it buys and sells securities (or “turns over” its portfolio). A higher portfolio turnover rate may indicate higher transaction costs and may result in higher taxes when Fund shares are held in a taxable account. These costs, which are not reflected in the Annual Fund Operating Expenses or in the Example, affect the Fund’s performance. During the most recent fiscal year, the Fund’s portfolio turnover rate was 22% of the average value of its portfolio.

Principal Investment Strategies

The Fund seeks to track the investment results of the ICE® BofA® Long US Treasury Principal STRIPS Index (the “Underlying Index”), which measures the performance of long maturity Separate Trading of Registered Interest and Principal of Securities (“STRIPS”) representing the final principal payment of U.S. Treasury bonds. Qualifying principal STRIPS must have at least 25 years remaining term to final maturity and must be stripped from U.S. Treasury bonds having at least \$1 billion in outstanding face value. As of February 28, 2025, there were 20 issues in the Underlying Index.

Underlying Index constituents are weighted based on the market price of each constituent multiplied by an assumed face value of \$1 billion per constituent. The Underlying Index is rebalanced quarterly.

BFA uses an indexing approach to try to achieve the Fund’s investment objective. The Fund does not try to “beat” the index it tracks and does not seek temporary defensive positions when markets decline or appear overvalued.

Indexing may eliminate the chance that the Fund will substantially outperform the Underlying Index but also may reduce some of the risks of active management, such as poor security selection. Indexing seeks to achieve lower costs and better after-tax performance by aiming to keep portfolio turnover low in comparison to actively managed investment companies.

BFA uses a representative sampling indexing strategy to manage the Fund. “Representative sampling” is an indexing strategy that involves investing in a representative sample of securities that collectively has an investment profile similar to that of an applicable underlying index. The securities selected are expected to have, in the aggregate, investment characteristics (based on factors such as market value and industry weightings), fundamental characteristics (such as return variability, duration (*i.e.*, a security’s price sensitivity to a change in interest rates), maturity or credit ratings and yield) and liquidity measures similar to those of an applicable underlying index. The Fund may or may not hold all of the securities in the Underlying Index.

The Fund will invest at least 80% of its assets in the component securities of the Underlying Index, and the Fund will invest at least 90% of its assets in U.S. Treasury securities that BFA believes will help the Fund track the Underlying Index. The Fund will invest no more than 10% of its assets in futures, options and swaps contracts that BFA believes will help the Fund track the Underlying Index. Cash and cash equivalent investments associated with a derivative position will be treated as part of that position for the purposes of calculating the percentage of investments included in the Underlying Index. The Fund seeks to

track the investment results of the Underlying Index before fees and expenses of the Fund.

The Fund may lend securities representing up to one-third of the value of the Fund’s total assets (including the value of any collateral received).

The Underlying Index is sponsored by ICE Data Indices, LLC (the “Index Provider” or “IDI”), which is independent of the Fund and BFA. The Index Provider determines the composition and relative weightings of the securities in the Underlying Index and publishes information regarding the market value of the Underlying Index.

Summary of Principal Risks

As with any investment, you could lose all or part of your investment in the Fund, and the Fund’s performance could trail that of other investments. The Fund is subject to certain risks, including the principal risks noted below any of which may adversely affect the Fund’s net asset value per share (“NAV”), trading price, yield, total return and ability to meet its investment objective. Certain key risks are prioritized below (with others following in alphabetical order), but the relative significance of any risk is difficult to predict and may change over time. You should review each risk factor carefully.

Risk of Investing in U.S. Treasury STRIPS. U.S. Treasury STRIPS are created when the interest and principal components of a U.S. Treasury note or bond are separated and sold as separate securities. STRIPS are also called “zero-coupon” securities because they do not make periodic interest payments and therefore have longer durations than U.S. Treasury securities of similar maturities that distribute interest on a current basis. As a result, the market value of U.S. Treasury STRIPS generally fluctuates more in response to interest rate movements than the value of traditional notes or bonds. U.S. Treasury STRIPS generally lose value when interest rates rise.

U.S. Treasury Obligations Risk. U.S. Treasury obligations may differ from other securities in their interest rates, maturities, times of issuance and other characteristics and may provide relatively lower returns than those of other securities. Changes in the U.S. government’s financial condition or credit rating may cause the value of U.S. Treasury obligations to decline. Direct obligations of the U.S. Treasury have historically involved little risk of loss of principal if held to maturity, but the market value of such securities is not guaranteed and may fluctuate. Although U.S. Treasury obligations are backed by the full faith and credit of the United States, circumstances could arise that could prevent the timely payment of interest or principal.

Interest Rate Risk. Interest rate risk refers to the risk of fluctuations in the value of a fixed-income security due to changes in the general level of interest rates. Interest rate changes can be sudden and unpredictable and are influenced by a number of factors, including government policy, monetary policy, inflation expectations, perceptions of risk, and supply and demand for fixed-income securities. An increase in interest rates generally will cause the value of fixed-income securities to decline. Securities with longer maturities generally are more sensitive to interest rate changes and subject to greater fluctuations in value. Changes in interest rates may have unpredictable effects on fixed-income markets and result in heightened volatility and lower liquidity for

certain instruments, which may adversely affect a Fund's performance. During periods of very low or negative interest rates, a Fund may be unable to maintain positive returns or pay dividends to shareholders.

Market Risk. The Fund could lose money over short periods due to short-term market movements and over longer periods during more prolonged market downturns. Local, regional or global events such as war, acts of terrorism, pandemics or other public health issues, recessions, the prospect or occurrence of a sovereign default or other financial crisis, or other events could have a significant impact on the Fund and its investments and could result in increased premiums or discounts to the Fund's NAV.

Index-Related Risk. The Index Provider may rely on various sources of information to assess the criteria of components of the Underlying Index, including information that may be based on assumptions and estimates. Neither the Fund nor BFA can offer assurances that the Index Provider's methodology or sources of information will provide an accurate assessment of included components or will result in the Fund meeting its investment objective. Errors in index data, index computations or the construction of the Underlying Index in accordance with its methodology may occur, and the Index Provider may not identify or correct them promptly or at all, which may have an adverse impact on the Fund and its shareholders. Unusual market conditions or other unforeseen circumstances (such as natural disasters, political unrest or war) may impact the Index Provider or a third-party data provider and could cause the Index Provider to postpone a scheduled rebalance. This could cause the Underlying Index to vary from its normal or expected composition.

Asset Class Risk. The securities and other assets in the Underlying Index or in the Fund's portfolio may underperform in comparison to financial markets generally, a particular financial market, another index, or other asset classes.

Authorized Participant Concentration Risk. An "Authorized Participant" is a member or participant of a clearing agency registered with the SEC, which has a written agreement with the Fund or one of its service providers that allows the Authorized Participant to place orders for the purchase and redemption of creation units ("Creation Units"). Only an Authorized Participant may engage in creation or redemption transactions directly with the Fund. There are a limited number of institutions that may act as Authorized Participants for the Fund, including on an agency basis on behalf of other market participants. No Authorized Participant is obligated to engage in creation or redemption transactions. To the extent that Authorized Participants exit the business or do not place creation or redemption orders for the Fund and no other Authorized Participant places orders, Fund shares are more likely to trade at a premium or discount to NAV and possibly face trading halts or delisting.

Concentration Risk. The Fund may be susceptible to an increased risk of loss, including losses due to adverse events that affect the Fund's investments more than the market as a whole, to the extent that the Fund's investments are concentrated in the securities or other assets of one or more issuers, countries or other geographic units, markets, industries, project types, or asset classes.

Income Risk. The Fund's income may decline due to falling interest rates or other factors. This can occur because the Fund may be required to invest in lower-yielding bonds when a bond in the Fund's portfolio matures, is near maturity, is called or is prepaid, when bonds in the Underlying Index are substituted, or when the Fund otherwise needs to purchase additional bonds. The Index Provider's substitution of bonds in the Underlying Index may occur, for example, when the time to maturity for the bond no longer matches the Underlying Index's stated maturity guidelines.

Issuer Risk. The performance of the Fund depends on the performance of individual securities or other assets to which the Fund has exposure. The value of securities or other assets may decline, or perform differently from the market as a whole, due to changes in the financial condition or credit rating of the issuer or counterparty.

Management Risk. The Fund generally does not attempt to take defensive positions under any market conditions, including declining markets. As the Fund will not fully replicate the Underlying Index and may hold securities or other assets not included in the Underlying Index, it is subject to the risk that the investment strategy of BFA may not produce the intended results. There is no guarantee that the Fund's investment results will have a high degree of correlation to those of the Underlying Index or that the Fund will achieve its investment objective.

Market Trading Risk. The Fund faces numerous market trading risks, including the potential lack of an active market for Fund shares (including through a trading halt), losses from trading in secondary markets, periods of high volatility, and disruptions in the process of creating and redeeming Fund shares. Any of these factors, among others, may lead to the Fund's shares trading in the secondary market at a premium or discount to NAV or to the intraday value of the Fund's portfolio holdings. If you buy Fund shares at a time when the market price is at a premium to NAV or sell Fund shares at a time when the market price is at a discount to NAV, you may pay significantly more or receive significantly less than the underlying value of the Fund shares.

Operational and Technology Risks. The Fund is directly and indirectly susceptible to operational and technology risks, including those related to human errors, processing errors, communication errors, systems failures, cybersecurity incidents, and the use of artificial intelligence and machine learning ("AI"), which may result in losses for the Fund and its shareholders or may impair the Fund's operations. While the Fund's service providers are required to have appropriate operational, information security and cybersecurity risk management policies and procedures, their methods of risk management may differ from those of the Fund. Operational and technology risks for the issuers in which the Fund invests could also result in material adverse consequences for such issuers and may cause the Fund's investments in such issuers to lose value.

Risk of Investing in the U.S. Investing in U.S. issuers subjects the Fund to legal, regulatory, political, currency, security, and economic risks that are specific to the U.S. Certain changes in the U.S., such as a weakening of the U.S. economy or a decline in its financial markets, may have an adverse effect on U.S. issuers.

Securities Lending Risk. The Fund may engage in securities lending. Securities lending involves the risk that the Fund may

lose money because the borrower of the loaned securities fails to return the securities in a timely manner or at all. The Fund could also lose money in the event of a decline in the value of collateral provided for loaned securities or a decline in the value of any investments made with cash collateral. These events could also trigger adverse tax consequences for the Fund.

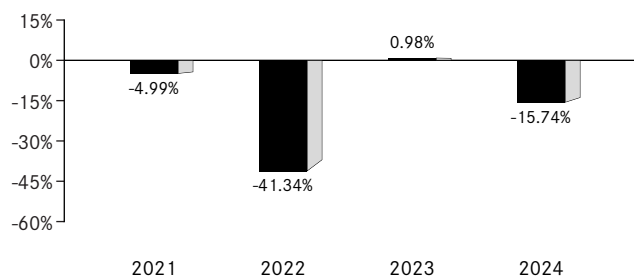
Tracking Error Risk. The Fund may be subject to “tracking error,” which is the divergence of the Fund’s performance from that of the Underlying Index. Tracking error may occur due to a number of factors, including differences between the securities and other assets held in the Fund’s portfolio and those included in the Underlying Index; differences in the timing and methodologies used to value securities and other assets; transaction costs and

other expenses incurred by the Fund that the Underlying Index does not incur; the Fund’s holding of uninvested cash; differences in the timing of the accrual or the valuation of dividends or interest received by the Fund or distributions paid to Fund shareholders; tax gains or losses; the requirements for the Fund to maintain pass-through tax treatment; portfolio transactions carried out to minimize the distribution of capital gains to shareholders; the acceptance of custom baskets; changes to the Underlying Index; and impacts to the Fund of complying with certain regulatory requirements or limits. Tracking error risk may be heightened during times of increased market volatility or other unusual market conditions.

Performance Information

The performance information below illustrates how the Fund's performance has varied over different periods and provides some indication of the risks of investing in the Fund. The bar chart shows how the performance of the Fund has varied from one calendar year to another over the periods shown. The table compares the Fund's performance to that of an appropriate broad-based securities market index and the Underlying Index. Fund returns assume the reinvestment of any dividends and distributions. The Fund's returns reflect the impact of any agreements to waive or reimburse expenses, which would reduce performance if not in effect. Past performance (before and after taxes) does not necessarily indicate how the Fund will perform in the future. Updated performance information, including the Fund's current NAV, may be obtained by visiting www.iShares.com or by calling 1-800-iShares (1-800-474-2737) (toll free).

Calendar Year-by-Year Returns



	<u>Return (%)</u>	<u>Period Ended</u>
Calendar Year-to-Date Return	4.56%	March 31, 2025
During the periods shown in the chart:		
Best Quarter	18.81%	December 31, 2023
Worst Quarter	-20.13%	September 30, 2023

Average Annual Total Returns (for the periods ended December 31, 2024)

	<u>One Year</u>	<u>Since Fund Inception</u>
(Inception Date: 9/22/2020)		
Return Before Taxes	-15.74%	-17.02%
Return After Taxes on Distributions	-17.17%	-18.06%
Return After Taxes on Distributions and Sale of Fund Shares	-9.24%	-12.17%
ICE BofA US Broad Market Index¹ (Returns do not reflect deductions for fees, expenses or taxes)	1.47%	-1.99%
ICE BofA Long US Treasury Principal STRIPS Index² (Returns do not reflect deductions for fees, expenses or taxes)	-15.56%	-17.18%

¹ The Fund has added this broad-based index in response to new regulatory requirements.

² Index returns through February 28, 2021 reflect the standard pricing variant of the ICE BofA Long US Treasury Principal STRIPS Index, which utilized pricing as of 3pm. Index returns from March 1, 2021 through November 30, 2023 reflect the performance of the 4pm pricing variant of the ICE BofA Long US Treasury Principal STRIPS Index. Index returns beginning on December 1, 2023 reflect the performance of the standard pricing variant of the ICE BofA Long US Treasury Principal STRIPS Index, which now utilizes pricing as of 4pm, and resulted in a discontinuation of the 4pm pricing variant.

After-tax returns in the table above are calculated using the historical highest individual U.S. federal marginal income tax rates and do not reflect the impact of state or local taxes. Actual after-tax returns depend on an investor's tax situation and may differ from those shown, and after-tax returns shown are not relevant to tax-exempt investors or investors who hold shares through tax-deferred arrangements, such as 401(k) plans or individual retirement accounts ("IRAs"). Fund returns after taxes on distributions and sales of Fund shares are calculated assuming that an investor has sufficient capital gains of the same character from other investments to offset any capital losses from the sales of Fund shares. As a result, Fund returns after taxes on distributions and sales of Fund shares may exceed Fund returns before taxes and/or returns after taxes on distributions.

Management

Investment Adviser. BlackRock Fund Advisors.

Portfolio Managers. James Mauro and Karen Uyehara (the “Portfolio Managers”) are primarily responsible for the day-to-day management of the Fund. Each Portfolio Manager supervises a portfolio management team. Mr. Mauro and Ms. Uyehara have been Portfolio Managers of the Fund since 2020 and 2021, respectively.

Purchase and Sale of Fund Shares

The Fund is an ETF. Individual shares of the Fund may only be bought and sold in the secondary market through a broker-dealer. Because ETF shares trade at market prices rather than at NAV, shares may trade at a price greater than NAV (a premium) or less than NAV (a discount). An investor may incur costs attributable to the difference between the highest price a buyer is willing to pay to purchase shares of the Fund (bid) and the lowest price a seller is willing to accept for shares of the Fund (ask) when buying or selling shares in the secondary market (the “bid-ask spread”).

Tax Information

The Fund intends to make distributions that may be taxable to you as ordinary income or capital gains, unless you are investing through a tax-deferred arrangement such as a 401(k) plan or an IRA, in which case, your distributions generally will be taxed when withdrawn. Certain states and localities may exempt from tax distributions attributable to interest from U.S. federal government obligations.

Payments to Broker-Dealers and Other Financial Intermediaries

If you purchase shares of the Fund through a broker-dealer or other financial intermediary (such as a bank), BFA or other related companies may pay the intermediary for marketing activities and presentations, educational training programs, conferences, the development of technology platforms and reporting systems or other services related to the sale or promotion of the Fund. These payments may create a conflict of interest by influencing the broker-dealer or other intermediary and your salesperson to recommend the Fund over another investment. Ask your salesperson or visit your financial intermediary’s website for more information.

iSHARES[®] AGENCY BOND ETF

Ticker: AGZ

Stock Exchange: NYSE Arca

Investment Objective

The iShares Agency Bond ETF (the “Fund”) seeks to track the investment results of an index composed of agency securities that are publicly issued by U.S. government agencies, and corporate and non-U.S. debt guaranteed by the U.S. government.

Fees and Expenses

The following table describes the fees and expenses that you will incur if you buy, hold and sell shares of the Fund. The investment advisory agreement between iShares Trust (the “Trust”) and BlackRock Fund Advisors (“BFA”) (the “Investment Advisory Agreement”) provides that BFA will pay all operating expenses of the Fund, except: (i) the management fees, (ii) interest expenses, (iii) taxes, (iv) expenses incurred with respect to the acquisition and disposition of portfolio securities and the execution of portfolio transactions, including brokerage commissions, (v) distribution fees or expenses, and (vi) litigation expenses and any extraordinary expenses.

You may pay other fees, such as brokerage commissions and other fees to financial intermediaries, which are not reflected in the tables and examples below.

Annual Fund Operating Expenses (ongoing expenses that you pay each year as a percentage of the value of your investments) ¹			
<u>Management Fees</u>	<u>Distribution and Service (12b-1) Fees</u>	<u>Other Expenses²</u>	<u>Total Annual Fund Operating Expenses</u>
0.20%	None	0.00%	0.20%

¹ Operating expenses paid by BFA under the Investment Advisory Agreement exclude acquired fund fees and expenses, if any.

² The amount rounded to 0.00%.

Example. This Example is intended to help you compare the cost of owning shares of the Fund with the cost of investing in other funds. The Example assumes that you invest \$10,000 in the Fund for the time periods indicated and then sell all of your shares at the end of those periods. The Example also assumes that your investment has a 5% return each year and that the Fund’s operating expenses remain the same. Although your actual costs may be higher or lower, based on these assumptions, your costs would be:

<u>1 Year</u>	<u>3 Years</u>	<u>5 Years</u>	<u>10 Years</u>
\$20	\$64	\$113	\$255

Portfolio Turnover. The Fund may pay transaction costs, such as commissions, when it buys and sells securities (or “turns over” its portfolio). A higher portfolio turnover rate may indicate higher transaction costs and may result in higher taxes when Fund shares are held in a taxable account. These costs, which are not reflected in the Annual Fund Operating Expenses or in the Example, affect the Fund’s performance. During the most recent fiscal year, the Fund’s portfolio turnover rate was 39% of the average value of its portfolio.

Principal Investment Strategies

The Fund seeks to track the investment results of the Bloomberg U.S. Agency Bond Index (the “Underlying Index”), which measures the performance of the agency sector of the U.S. government bond market and is composed of investment-grade (as determined by Bloomberg Index Services Limited (the “Index Provider” or “Bloomberg”)) U.S. dollar-denominated publicly-issued government agency bonds or debentures. As of February 28, 2025, there were 331 issues in the Underlying Index. The Underlying Index includes callable and non-callable securities issued by U.S. government agencies, quasi-federal corporations (as described below), and corporate and non-U.S. debt guaranteed by the U.S. government. A minimum 50% ownership rule is used to classify issuers as government agencies. In addition, the securities in the Underlying Index must be fixed-rate and non-convertible and have \$300 million or more of outstanding face value. The Underlying Index includes securities of the following categories:

- *U.S. government guaranteed securities:* corporate and non-U.S. issuances that carry direct guarantees from the U.S. government;
- *U.S. government owned, not guaranteed, securities:* issuances of quasi-federal corporations (*i.e.*, entities that are partially or wholly-owned by the U.S. government); such issuances generally carry no explicit guarantee of repayment from the U.S. government; and
- *U.S. government sponsored securities:* issuances of U.S. government sponsored entities (including the Federal National Mortgage Association (“Fannie Mae”) and the Federal Home Loan Mortgage Corporation (“Freddie Mac”)), which are not 100% government owned, but carry out government policies and benefit from implied involvement of the U.S. government, such as by benefiting from certain government subsidies, credit provisions, or other government support; such issuances generally have no guarantees from the U.S. government.

The Underlying Index represents the agency portion of the Bloomberg U.S. Aggregate Index (whose eligible universe is defined by total market issuance) that meets the selection criteria mentioned above. The Underlying Index is market-value weighted, and the securities in the Underlying Index are updated on the last business day of each month.

As of February 28, 2025, approximately 66.5% of the total market value of the bonds represented in the Underlying Index was in the form of U.S. agency debentures issued by Fannie Mae, Freddie Mac and the Federal Home Loan Bank System.

BFA uses an indexing approach to try to achieve the Fund’s investment objective. The Fund does not try to “beat” the index it

tracks and does not seek temporary defensive positions when markets decline or appear overvalued.

Indexing may eliminate the chance that the Fund will substantially outperform the Underlying Index but also may reduce some of the risks of active management, such as poor security selection. Indexing seeks to achieve lower costs and better after-tax performance by aiming to keep portfolio turnover low in comparison to actively managed investment companies.

BFA uses a representative sampling indexing strategy to manage the Fund. “Representative sampling” is an indexing strategy that involves investing in a representative sample of securities that collectively has an investment profile similar to that of an applicable underlying index. The securities selected are expected to have, in the aggregate, investment characteristics (based on factors such as market value and industry weightings), fundamental characteristics (such as return variability, duration (*i.e.*, a security’s price sensitivity to a change in interest rates), maturity or credit ratings and yield) and liquidity measures similar to those of an applicable underlying index. The Fund may or may not hold all of the securities in the Underlying Index.

The Fund will invest at least 80% of its assets in the component securities of the Underlying Index and to-be-announced (“TBA”) securities that have economic characteristics that are substantially identical to the economic characteristics of the component securities of the Underlying Index, and the Fund will invest at least 90% of its assets in fixed income securities of the types included in the Underlying Index that BFA believes will help the Fund track the Underlying Index. The Fund will invest no more than 10% of its assets in futures, options and swaps contracts that BFA believes will help the Fund track the Underlying Index as well as in fixed income securities other than the types included in the Underlying Index, but which BFA believes will help the Fund track the Underlying Index. Cash and cash equivalent investments associated with a TBA position will be treated as part of that position for purposes of calculating the percentage of investments in the component securities of the Underlying Index. Cash and cash equivalent investments associated with a derivative position will be treated as part of that position for the purposes of calculating the percentage of investments included in the Underlying Index. The Fund seeks to track the investment results of the Underlying Index before fees and expenses of the Fund.

The Fund may lend securities representing up to one-third of the value of the Fund’s total assets (including the value of any collateral received).

The Underlying Index is sponsored by Bloomberg, which is independent of the Fund and BFA. The Index Provider determines the composition and relative weightings of the securities in the Underlying Index and publishes information regarding the market value of the Underlying Index.

Summary of Principal Risks

As with any investment, you could lose all or part of your investment in the Fund, and the Fund’s performance could trail that of other investments. The Fund is subject to certain risks, including the principal risks noted below any of which may adversely affect the Fund’s net asset value per share (“NAV”), trading price, yield, total return and ability to meet its investment

objective. Certain key risks are prioritized below (with others following in alphabetical order), but the relative significance of any risk is difficult to predict and may change over time. You should review each risk factor carefully.

U.S. Agency Debt Risk. Certain debt issuances by U.S. government agencies or sponsored entities, including, among others, Fannie Mae, Freddie Mac, the Federal Home Loan Banks, and the Tennessee Valley Authority, are backed only by the general creditworthiness and reputation of the U.S. government agency or sponsored entity and not by the full faith and credit of the U.S. government. As a result, such debt is subject to additional credit risk than debt that is backed by the full faith and credit of the U.S. government. Changes in the financial condition or credit rating of the U.S. government or its agencies and sponsored entities may cause a decline in the value of U.S. agency debt. There can be no assurance that the U.S. government will provide support to a U.S. agency or sponsored entity, even if it has done so in the past.

Interest Rate Risk. Interest rate risk refers to the risk of fluctuations in the value of a fixed-income security due to changes in the general level of interest rates. Interest rate changes can be sudden and unpredictable and are influenced by a number of factors, including government policy, monetary policy, inflation expectations, perceptions of risk, and supply and demand for fixed-income securities. An increase in interest rates generally will cause the value of fixed-income securities to decline. Securities with longer maturities generally are more sensitive to interest rate changes and subject to greater fluctuations in value. Changes in interest rates may have unpredictable effects on fixed-income markets and result in heightened volatility and lower liquidity for certain instruments, which may adversely affect a Fund's performance. During periods of very low or negative interest rates, a Fund may be unable to maintain positive returns or pay dividends to shareholders.

Market Risk. The Fund could lose money over short periods due to short-term market movements and over longer periods during more prolonged market downturns. Local, regional or global events such as war, acts of terrorism, pandemics or other public health issues, recessions, the prospect or occurrence of a sovereign default or other financial crisis, or other events could have a significant impact on the Fund and its investments and could result in increased premiums or discounts to the Fund's NAV.

Index-Related Risk. The Index Provider may rely on various sources of information to assess the criteria of components of the Underlying Index, including information that may be based on assumptions and estimates. Neither the Fund nor BFA can offer assurances that the Index Provider's methodology or sources of information will provide an accurate assessment of included components or will result in the Fund meeting its investment objective. Errors in index data, index computations or the construction of the Underlying Index in accordance with its methodology may occur, and the Index Provider may not identify or correct them promptly or at all, which may have an adverse impact on the Fund and its shareholders. Unusual market conditions or other unforeseen circumstances (such as natural disasters, political unrest or war) may impact the Index Provider or a third-party data provider and could cause the Index Provider

to postpone a scheduled rebalance. This could cause the Underlying Index to vary from its normal or expected composition.

Asset Class Risk. The securities and other assets in the Underlying Index or in the Fund's portfolio may underperform in comparison to financial markets generally, a particular financial market, another index, or other asset classes.

Authorized Participant Concentration Risk. An "Authorized Participant" is a member or participant of a clearing agency registered with the SEC, which has a written agreement with the Fund or one of its service providers that allows the Authorized Participant to place orders for the purchase and redemption of creation units ("Creation Units"). Only an Authorized Participant may engage in creation or redemption transactions directly with the Fund. There are a limited number of institutions that may act as Authorized Participants for the Fund, including on an agency basis on behalf of other market participants. No Authorized Participant is obligated to engage in creation or redemption transactions. To the extent that Authorized Participants exit the business or do not place creation or redemption orders for the Fund and no other Authorized Participant places orders, Fund shares are more likely to trade at a premium or discount to NAV and possibly face trading halts or delisting.

Call Risk. During periods of falling interest rates, an issuer of a callable bond held by the Fund may "call" or repay the security before its stated maturity, and the Fund may have to reinvest the proceeds in securities with lower yields, which would result in a decline in the Fund's income, or in securities with greater risks or with other less favorable features.

Concentration Risk. The Fund may be susceptible to an increased risk of loss, including losses due to adverse events that affect the Fund's investments more than the market as a whole, to the extent that the Fund's investments are concentrated in the securities or other assets of one or more issuers, countries or other geographic units, markets, industries, project types, or asset classes.

Extension Risk. During periods of rising interest rates, certain debt obligations may be paid off substantially more slowly than originally anticipated and the value of those securities may fall sharply, resulting in a decline in the Fund's income and potentially in the value of the Fund's investments.

Income Risk. The Fund's income may decline due to falling interest rates or other factors. This can occur because the Fund may be required to invest in lower-yielding bonds when a bond in the Fund's portfolio matures, is near maturity, is called or is prepaid, when bonds in the Underlying Index are substituted, or when the Fund otherwise needs to purchase additional bonds. The Index Provider's substitution of bonds in the Underlying Index may occur, for example, when the time to maturity for the bond no longer matches the Underlying Index's stated maturity guidelines.

Issuer Risk. The performance of the Fund depends on the performance of individual securities or other assets to which the Fund has exposure. The value of securities or other assets may decline, or perform differently from the market as a whole, due to changes in the financial condition or credit rating of the issuer or counterparty.

Management Risk. The Fund generally does not attempt to take defensive positions under any market conditions, including declining markets. As the Fund will not fully replicate the Underlying Index and may hold securities or other assets not included in the Underlying Index, it is subject to the risk that the investment strategy of BFA may not produce the intended results. There is no guarantee that the Fund's investment results will have a high degree of correlation to those of the Underlying Index or that the Fund will achieve its investment objective.

Market Trading Risk. The Fund faces numerous market trading risks, including the potential lack of an active market for Fund shares (including through a trading halt), losses from trading in secondary markets, periods of high volatility, and disruptions in the process of creating and redeeming Fund shares. Any of these factors, among others, may lead to the Fund's shares trading in the secondary market at a premium or discount to NAV or to the intraday value of the Fund's portfolio holdings. If you buy Fund shares at a time when the market price is at a premium to NAV or sell Fund shares at a time when the market price is at a discount to NAV, you may pay significantly more or receive significantly less than the underlying value of the Fund shares.

Operational and Technology Risks. The Fund is directly and indirectly susceptible to operational and technology risks, including those related to human errors, processing errors, communication errors, systems failures, cybersecurity incidents, and the use of artificial intelligence and machine learning ("AI"), which may result in losses for the Fund and its shareholders or may impair the Fund's operations. While the Fund's service providers are required to have appropriate operational, information security and cybersecurity risk management policies and procedures, their methods of risk management may differ from those of the Fund. Operational and technology risks for the issuers in which the Fund invests could also result in material adverse consequences for such issuers and may cause the Fund's investments in such issuers to lose value.

Prepayment Risk. During periods of falling interest rates, issuers of certain debt obligations may repay principal prior to the security's maturity, which may cause the Fund to have to reinvest in securities with lower yields or higher risk of default, resulting in a decline in the Fund's income or return potential.

Risk of Investing in the U.S. Investing in U.S. issuers subjects the Fund to legal, regulatory, political, currency, security, and economic risks that are specific to the U.S. Certain changes in the U.S., such as a weakening of the U.S. economy or a decline in its financial markets, may have an adverse effect on U.S. issuers.

Securities Lending Risk. The Fund may engage in securities lending. Securities lending involves the risk that the Fund may lose money because the borrower of the loaned securities fails to return the securities in a timely manner or at all. The Fund could also lose money in the event of a decline in the value of collateral provided for loaned securities or a decline in the value of any investments made with cash collateral. These events could also trigger adverse tax consequences for the Fund.

Sovereign and Quasi-Sovereign Obligations Risk. Sovereign debt refers to securities issued or guaranteed by a sovereign government, and quasi-sovereign debt refers to securities issued or guaranteed by entities affiliated with or backed by a sovereign

government. Bonds issued by government agencies or instrumentalities generally are backed only by the creditworthiness and reputation of the entity issuing the debt and may not be backed by the full faith and credit of the government. The governmental entity that controls the repayment of such debt may be unable or unwilling to repay principal or pay interest when due. Changes in a government's financial condition or credit rating may cause a decline in the value of its sovereign obligations as well as quasi-sovereign obligations issued by the government's agencies or instrumentalities. Any restructuring of sovereign debt will likely have a significant adverse effect on the debt's value. Certain governments have refused to honor the payment obligations on their debt. The Fund may have limited recourse in the event of a default on sovereign or quasi-sovereign obligations.

Tracking Error Risk. The Fund may be subject to "tracking error," which is the divergence of the Fund's performance from that of the Underlying Index. Tracking error may occur due to a number of factors, including differences between the securities and other assets held in the Fund's portfolio and those included in the Underlying Index; differences in the timing and methodologies used to value securities and other assets; transaction costs and other expenses incurred by the Fund that the Underlying Index does not incur; the Fund's holding of uninvested cash; differences in the timing of the accrual or the valuation of dividends or interest received by the Fund or distributions paid to Fund shareholders; tax gains or losses; the requirements for the Fund to maintain pass-through tax treatment; portfolio transactions carried out to minimize the distribution of capital gains to shareholders; the acceptance of custom baskets; changes to the Underlying Index; and impacts to the Fund of complying with certain regulatory requirements or limits. Tracking error risk may be heightened during times of increased market volatility or other unusual market conditions.

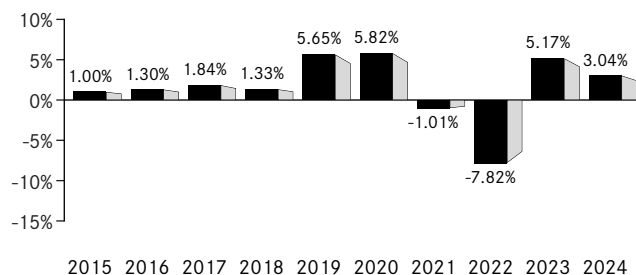
U.S. Government Issuers Risk. The obligations of U.S. government agencies and authorities are supported by varying degrees of credit, but generally are not backed by the full faith and credit of the U.S. government. Similar to other issuers, changes to the financial condition or credit rating of the U.S. government or U.S. government agencies and authorities may cause a decline in the value of debt issued by such entities.

Valuation Risk. The price that the Fund could receive upon the sale (or other disposition) of a security or other asset may differ from the Fund's valuation of the security or other asset, particularly for securities or other assets that trade in low volume or volatile markets or that are valued using a fair value methodology. The price received by the Fund also may differ from the value used by the Underlying Index. In addition, the value of the securities or other assets in the Fund's portfolio may change on days or during time periods when investors are not able to purchase or sell Fund shares. Authorized Participants that create or redeem Fund shares on days when the Fund is holding fair-valued securities or other assets may receive fewer or more shares, or lower or higher redemption proceeds, than they would have received had the securities or other assets not been fair valued or been valued using a different methodology. The ability to value investments may be impacted by technological issues or errors by pricing services or other third-party service providers.

Performance Information

The performance information below illustrates how the Fund's performance has varied over different periods and provides some indication of the risks of investing in the Fund. The bar chart shows how the performance of the Fund has varied from one calendar year to another over the periods shown. The table compares the Fund's performance to that of an appropriate broad-based securities market index and the Underlying Index. Fund returns assume the reinvestment of any dividends and distributions. The Fund's returns reflect the impact of any agreements to waive or reimburse expenses, which would reduce performance if not in effect. Past performance (before and after taxes) does not necessarily indicate how the Fund will perform in the future. Updated performance information, including the Fund's current NAV, may be obtained by visiting www.iShares.com or by calling 1-800-iShares (1-800-474-2737) (toll free).

Calendar Year-by-Year Returns



	Return (%)	Period Ended
Calendar Year-to-Date Return	2.08%	March 31, 2025
During the periods shown in the chart:		
Best Quarter	4.44%	March 31, 2020
Worst Quarter	-4.05%	March 31, 2022

Average Annual Total Returns (for the periods ended December 31, 2024)

	One Year	Five Years	Ten Years
(Inception Date: 11/5/2008)			
Return Before Taxes	3.04%	0.91%	1.56%
Return After Taxes on Distributions	1.59%	-0.00%	0.72%
Return After Taxes on Distributions and Sale of Fund Shares	1.79%	0.32%	0.84%
Bloomberg U.S. Universal Index ¹ (Returns do not reflect deductions for fees, expenses or taxes)	2.04%	0.06%	1.73%
Bloomberg U.S. Agency Bond Index (Returns do not reflect deductions for fees, expenses or taxes)	3.16%	0.79%	1.55%

¹ The Fund has added this broad-based index in response to new regulatory requirements.

After-tax returns in the table above are calculated using the historical highest individual U.S. federal marginal income tax rates and do not reflect the impact of state or local taxes. Actual after-tax returns depend on an investor's tax situation and may differ from those shown, and after-tax returns shown are not relevant to tax-exempt investors or investors who hold shares through tax-deferred arrangements, such as 401(k) plans or individual retirement accounts ("IRAs"). Fund returns after taxes on distributions and sales of Fund shares are calculated assuming that an investor has sufficient capital gains of the same character from other investments to offset any capital losses from the sales of Fund shares. As a result, Fund returns after taxes on distributions and sales of Fund shares may exceed Fund returns before taxes and/or returns after taxes on distributions.

Management

Investment Adviser. BlackRock Fund Advisors.

Portfolio Managers. James Mauro and Karen Uyehara (the “Portfolio Managers”) are primarily responsible for the day-to-day management of the Fund. Each Portfolio Manager supervises a portfolio management team. Mr. Mauro and Ms. Uyehara have been Portfolio Managers of the Fund since 2011 and 2021, respectively.

Purchase and Sale of Fund Shares

The Fund is an exchange-traded fund (commonly referred to as an “ETF”). Individual shares of the Fund may only be bought and sold in the secondary market through a broker-dealer. Because ETF shares trade at market prices rather than at NAV, shares may trade at a price greater than NAV (a premium) or less than NAV (a discount). An investor may incur costs attributable to the difference between the highest price a buyer is willing to pay to purchase shares of the Fund (bid) and the lowest price a seller is willing to accept for shares of the Fund (ask) when buying or selling shares in the secondary market (the “bid-ask spread”).

Tax Information

The Fund intends to make distributions that may be taxable to you as ordinary income or capital gains, unless you are investing through a tax-deferred arrangement such as a 401(k) plan or an IRA, in which case, your distributions generally will be taxed when withdrawn.

Payments to Broker-Dealers and Other Financial Intermediaries

If you purchase shares of the Fund through a broker-dealer or other financial intermediary (such as a bank), BFA or other related companies may pay the intermediary for marketing activities and presentations, educational training programs, conferences, the development of technology platforms and reporting systems or other services related to the sale or promotion of the Fund. These payments may create a conflict of interest by influencing the broker-dealer or other intermediary and your salesperson to recommend the Fund over another investment. Ask your salesperson or visit your financial intermediary’s website for more information.

iSHARES[®] CALIFORNIA MUNI BOND ETF

Ticker: CMF

Stock Exchange: NYSE Arca

Investment Objective

The iShares California Muni Bond ETF (the “Fund”) seeks to track the investment results of an index composed of investment-grade municipal bonds issued in the State of California.

Fees and Expenses

The following table describes the fees and expenses that you will incur if you buy, hold and sell shares of the Fund. The investment advisory agreement between iShares Trust (the “Trust”) and BlackRock Fund Advisors (“BFA”) (the “Investment Advisory Agreement”) provides that BFA will pay all operating expenses of the Fund, except: (i) the management fees, (ii) interest expenses, (iii) taxes, (iv) expenses incurred with respect to the acquisition and disposition of portfolio securities and the execution of portfolio transactions, including brokerage commissions, (v) distribution fees or expenses, and (vi) litigation expenses and any extraordinary expenses.

You may pay other fees, such as brokerage commissions and other fees to financial intermediaries, which are not reflected in the tables and examples below.

Annual Fund Operating Expenses (ongoing expenses that you pay each year as a percentage of the value of your investments) ¹			
<u>Management Fees</u>	<u>Distribution and Service (12b-1) Fees</u>	<u>Other Expenses²</u>	<u>Total Annual Fund Operating Expenses</u>
0.08%	None	0.00%	0.08%

¹ Operating expenses paid by BFA under the Investment Advisory Agreement exclude acquired fund fees and expenses, if any.

² The amount rounded to 0.00%.

Example. This Example is intended to help you compare the cost of owning shares of the Fund with the cost of investing in other funds. The Example assumes that you invest \$10,000 in the Fund for the time periods indicated and then sell all of your shares at the end of those periods. The Example also assumes that your investment has a 5% return each year and that the Fund’s operating expenses remain the same. Although your actual costs may be higher or lower, based on these assumptions, your costs would be:

<u>1 Year</u>	<u>3 Years</u>	<u>5 Years</u>	<u>10 Years</u>
\$8	\$26	\$45	\$103

Portfolio Turnover. The Fund may pay transaction costs, such as commissions, when it buys and sells securities (or “turns over” its portfolio). A higher portfolio turnover rate may indicate higher transaction costs and may result in higher taxes when Fund shares are held in a taxable account. These costs, which are not reflected in the Annual Fund Operating Expenses or in the Example, affect the Fund’s performance. During the most recent fiscal year, the Fund’s portfolio turnover rate was 13% of the average value of its portfolio.

Principal Investment Strategies

The Fund seeks to track the investment results of the ICE® AMT-Free California Municipal Index (the “Underlying Index”), which measures the performance of U.S. dollar denominated investment grade tax-exempt debt publicly issued in the U.S. domestic market by the state of California and its political subdivisions. As of February 28, 2025, there were 4,009 issues in the Underlying Index. As of February 28, 2025, a significant portion of the Underlying Index is represented by municipal bonds. The components of the Underlying Index are likely to change over time.

The Underlying Index includes municipal bonds issued in the State of California (“California”), the interest of which is exempt from Federal income taxes and not subject to alternative minimum tax. Each bond in the Underlying Index must have a rating of at least BBB- by Standard & Poor’s® Global Ratings, a subsidiary of S&P Global, Baa3 by Moody’s Investors Service, Inc., or BBB- by Fitch Ratings, Inc. A bond must be rated by at least one of these three rating agencies in order to qualify for the Underlying Index, and the lowest rating will be used in determining if the bond is investment grade. Each bond in the Underlying Index must be a constituent of an offering where the original offering amount was at least \$50 million and have a minimum par amount (*i.e.*, currently outstanding face value) of \$5 million. In addition, each bond must have a minimum remaining term to final maturity greater than or equal to one calendar month to be included in the Underlying Index. The Underlying Index is a market-value weighted index and is subject to a capping methodology that aims at reducing index concentration. The Underlying Index is rebalanced on the last calendar day of the month.

BFA uses an indexing approach to try to achieve the Fund’s investment objective. The Fund does not try to “beat” the index it tracks and does not seek temporary defensive positions when markets decline or appear overvalued.

Indexing may eliminate the chance that the Fund will substantially outperform the Underlying Index but also may reduce some of the risks of active management, such as poor security selection. Indexing seeks to achieve lower costs and better after-tax performance by aiming to keep portfolio turnover low in comparison to actively managed investment companies.

BFA uses a representative sampling indexing strategy to manage the Fund. “Representative sampling” is an indexing strategy that involves investing in a representative sample of securities that collectively has an investment profile similar to that of an applicable underlying index. The securities selected are expected to have, in the aggregate, investment characteristics (based on factors such as market value and industry weightings), fundamental characteristics (such as return variability, duration

(*i.e.*, a security’s price sensitivity to a change in interest rates), maturity or credit ratings and yield) and liquidity measures similar to those of an applicable underlying index. The Fund may or may not hold all of the securities in the Underlying Index.

The Fund will invest at least 80% of its assets in the component securities of the Underlying Index, and the Fund will invest at least 90% of its assets in fixed income securities of the types included in the Underlying Index that BFA believes will help the Fund track the Underlying Index. The Fund will invest no more than 10% of its assets in futures, options and swaps contracts that BFA believes will help the Fund track the Underlying Index as well as in fixed income securities other than the types included in the Underlying Index, but which BFA believes will help the Fund track the Underlying Index. Cash and cash equivalent investments associated with a derivative position will be treated as part of that position for the purposes of calculating the percentage of investments included in the Underlying Index. The Fund generally holds municipal bond securities issued by California and its municipalities whose interest payments are exempt from U.S. federal and California state income taxes and the federal alternative minimum tax (“AMT”). As of the date of this Prospectus, interest that is exempt from U.S. federal income tax is also exempt from the federal Medicare contribution tax of 3.8% on “net investment income.” In addition, the Fund intends to invest any cash assets in one or more municipal money market funds, which may be advised by BFA or its affiliates. The Fund seeks to track the investment results of the Underlying Index before fees and expenses of the Fund.

The Underlying Index is sponsored by ICE Data Indices, LLC (the “Index Provider” or “IDI”), which is independent of the Fund and BFA. The Index Provider determines the composition and relative weightings of the securities in the Underlying Index and publishes information regarding the market value of the Underlying Index.

Industry Concentration Policy. The Fund will concentrate its investments (*i.e.*, hold 25% or more of its total assets) in a particular industry or group of industries to approximately the same extent that the Underlying Index is concentrated. For purposes of this limitation, securities of the U.S. government (including its agencies and instrumentalities), repurchase agreements collateralized by U.S. government securities, and securities of state or municipal governments and their political subdivisions are not considered to be issued by members of any industry.

Summary of Principal Risks

As with any investment, you could lose all or part of your investment in the Fund, and the Fund’s performance could trail that of other investments. The Fund is subject to certain risks, including the principal risks noted below any of which may adversely affect the Fund’s net asset value per share (“NAV”), trading price, yield, total return and ability to meet its investment objective. Certain key risks are prioritized below (with others following in alphabetical order), but the relative significance of any risk is difficult to predict and may change over time. You should review each risk factor carefully.

California Municipal Securities Risk. Investing in California municipal securities subjects the Fund to legal, regulatory, fiscal, political, economic and other risks that are specific to California

and its agencies, public authorities and political subdivisions. Unfavorable developments in any economic sector or disruptions in the broader municipal market, among other factors, may adversely impact the Fund's investments.

Municipal Securities Risk. Municipal securities are subject to the risk that the issuer may be unable to pay the instrument's obligations, which would adversely affect the value of the securities. Legal, regulatory, fiscal, political, economic and other developments may also adversely affect the value of municipal securities. When municipal securities depend on a specific revenue source to fund their payment obligations, the value of such securities may fluctuate as a result of actual or anticipated changes in the cash flows from the revenue source or changes in the priority of the municipal obligation to receive the cash flows. If a security loses its tax-exempt status, its value may decline significantly.

The market for municipal bonds may be less liquid than for other types of debt securities, and it may be harder for the Fund to buy and sell municipal bonds, especially on short notice. There may be less publicly available information about the financial condition of municipal security issuers than for issuers of other types of securities. As a result, municipal securities may be more difficult to value accurately. A default or insolvency of certain issuers of municipal bonds may be subject to proceedings that are significantly different from corporate bankruptcy proceedings, and the Fund's ability to recover assets may be limited.

Interest Rate Risk. Interest rate risk refers to the risk of fluctuations in the value of a fixed-income security due to changes in the general level of interest rates. Interest rate changes can be sudden and unpredictable and are influenced by a number of factors, including government policy, monetary policy, inflation expectations, perceptions of risk, and supply and demand for fixed-income securities. An increase in interest rates generally will cause the value of fixed-income securities to decline. Securities with longer maturities generally are more sensitive to interest rate changes and subject to greater fluctuations in value. Changes in interest rates may have unpredictable effects on fixed-income markets and result in heightened volatility and lower liquidity for certain instruments, which may adversely affect a Fund's performance. During periods of very low or negative interest rates, a Fund may be unable to maintain positive returns or pay dividends to shareholders.

Market Risk. The Fund could lose money over short periods due to short-term market movements and over longer periods during more prolonged market downturns. Local, regional or global events such as war, acts of terrorism, pandemics or other public health issues, recessions, the prospect or occurrence of a sovereign default or other financial crisis, or other events could have a significant impact on the Fund and its investments and could result in increased premiums or discounts to the Fund's NAV.

Index-Related Risk. The Index Provider may rely on various sources of information to assess the criteria of components of the Underlying Index, including information that may be based on assumptions and estimates. Neither the Fund nor BFA can offer assurances that the Index Provider's methodology or sources of information will provide an accurate assessment of included components or will result in the Fund meeting its investment

objective. Errors in index data, index computations or the construction of the Underlying Index in accordance with its methodology may occur, and the Index Provider may not identify or correct them promptly or at all, which may have an adverse impact on the Fund and its shareholders. Unusual market conditions or other unforeseen circumstances (such as natural disasters, political unrest or war) may impact the Index Provider or a third-party data provider and could cause the Index Provider to postpone a scheduled rebalance. This could cause the Underlying Index to vary from its normal or expected composition.

Asset Class Risk. The securities and other assets in the Underlying Index or in the Fund's portfolio may underperform in comparison to financial markets generally, a particular financial market, another index, or other asset classes.

Authorized Participant Concentration Risk. An "Authorized Participant" is a member or participant of a clearing agency registered with the SEC, which has a written agreement with the Fund or one of its service providers that allows the Authorized Participant to place orders for the purchase and redemption of creation units ("Creation Units"). Only an Authorized Participant may engage in creation or redemption transactions directly with the Fund. There are a limited number of institutions that may act as Authorized Participants for the Fund, including on an agency basis on behalf of other market participants. No Authorized Participant is obligated to engage in creation or redemption transactions. To the extent that Authorized Participants exit the business or do not place creation or redemption orders for the Fund and no other Authorized Participant places orders, Fund shares are more likely to trade at a premium or discount to NAV and possibly face trading halts or delisting.

Call Risk. During periods of falling interest rates, an issuer of a callable bond held by the Fund may "call" or repay the security before its stated maturity, and the Fund may have to reinvest the proceeds in securities with lower yields, which would result in a decline in the Fund's income, or in securities with greater risks or with other less favorable features.

Concentration Risk. The Fund may be susceptible to an increased risk of loss, including losses due to adverse events that affect the Fund's investments more than the market as a whole, to the extent that the Fund's investments are concentrated in the securities or other assets of one or more issuers, countries or other geographic units, markets, industries, project types, or asset classes.

Credit Risk. Credit risk is the risk that an issuer, guarantor or liquidity provider of a fixed-income security may be unable or unwilling, or may be perceived as unable or unwilling, to make timely principal and/or interest payments or to otherwise honor its obligations. The credit rating assigned to a security or its issuer does not necessarily reflect the issuer's current financial condition or an investment's volatility or liquidity. An actual or perceived decline in an issuer's creditworthiness may result in a decrease in the value and liquidity of its securities as well as greater price volatility, which may make it difficult to sell the securities. The Fund may be adversely affected if an investment that it holds experiences a downgrade or a default.

Income Risk. The Fund's income may decline due to falling interest rates or other factors. This can occur because the Fund

may be required to invest in lower-yielding bonds when a bond in the Fund's portfolio matures, is near maturity, is called or is prepaid, when bonds in the Underlying Index are substituted, or when the Fund otherwise needs to purchase additional bonds. The Index Provider's substitution of bonds in the Underlying Index may occur, for example, when the time to maturity for the bond no longer matches the Underlying Index's stated maturity guidelines.

Issuer Risk. The performance of the Fund depends on the performance of individual securities or other assets to which the Fund has exposure. The value of securities or other assets may decline, or perform differently from the market as a whole, due to changes in the financial condition or credit rating of the issuer or counterparty.

Management Risk. The Fund generally does not attempt to take defensive positions under any market conditions, including declining markets. As the Fund will not fully replicate the Underlying Index and may hold securities or other assets not included in the Underlying Index, it is subject to the risk that the investment strategy of BFA may not produce the intended results. There is no guarantee that the Fund's investment results will have a high degree of correlation to those of the Underlying Index or that the Fund will achieve its investment objective.

Market Trading Risk. The Fund faces numerous market trading risks, including the potential lack of an active market for Fund shares (including through a trading halt), losses from trading in secondary markets, periods of high volatility, and disruptions in the process of creating and redeeming Fund shares. Any of these factors, among others, may lead to the Fund's shares trading in the secondary market at a premium or discount to NAV or to the intraday value of the Fund's portfolio holdings. If you buy Fund shares at a time when the market price is at a premium to NAV or sell Fund shares at a time when the market price is at a discount to NAV, you may pay significantly more or receive significantly less than the underlying value of the Fund shares.

Non-Diversification Risk. The Fund is classified as "non-diversified." This means that, compared with funds that are classified as "diversified," the Fund may invest a greater percentage of its assets in securities or other instruments representing a small number of issuers or counterparties and thus may be more susceptible to the risks associated with these particular issuers or counterparties. As a result, the Fund's performance may depend to a greater extent on the performance of a small number of issuers or counterparties, which may lead to more volatility in the Fund's NAV.

Operational and Technology Risks. The Fund is directly and indirectly susceptible to operational and technology risks, including those related to human errors, processing errors, communication errors, systems failures, cybersecurity incidents, and the use of artificial intelligence and machine learning ("AI"), which may result in losses for the Fund and its shareholders or may impair the Fund's operations. While the Fund's service providers are required to have appropriate operational, information security and cybersecurity risk management policies and procedures, their methods of risk management may differ from those of the Fund. Operational and technology risks for the issuers in which the Fund invests could also result in material adverse consequences for such issuers and may cause the Fund's investments in such issuers to lose value.

Risk of Investing in the U.S. Investing in U.S. issuers subjects the Fund to legal, regulatory, political, currency, security, and economic risks that are specific to the U.S. Certain changes in the U.S., such as a weakening of the U.S. economy or a decline in its financial markets, may have an adverse effect on U.S. issuers.

Tax Risk. There is no guarantee that the Fund's income will be exempt from U.S. federal, state or local income taxes, the federal AMT or the federal Medicare contribution tax of 3.8% on "net investment income." Neither BFA nor the Fund guarantees that an opinion from bond counsel about a security's tax-exempt status is correct, and there is no assurance that the Internal Revenue Service ("IRS") will agree with the bond counsel's opinion. Events occurring after a municipal bond is issued or acquired by a Fund may result in a determination that the bond's interest is includable in gross income, retroactively to the bond's date of issuance, for purposes of U.S. federal income taxes, the federal AMT or the federal Medicare contribution tax. The interest on money market instruments, other cash equivalents and derivatives held by a Fund may be subject to federal, state and local income taxes and the federal Medicare contribution tax.

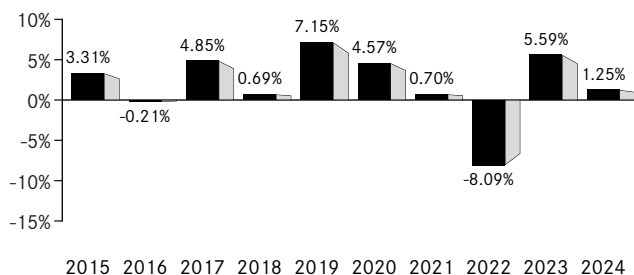
Tracking Error Risk. The Fund may be subject to "tracking error," which is the divergence of the Fund's performance from that of the Underlying Index. Tracking error may occur due to a number of factors, including differences between the securities and other assets held in the Fund's portfolio and those included in the Underlying Index; differences in the timing and methodologies used to value securities and other assets; transaction costs and other expenses incurred by the Fund that the Underlying Index does not incur; the Fund's holding of uninvested cash; differences in the timing of the accrual or the valuation of dividends or interest received by the Fund or distributions paid to Fund shareholders; tax gains or losses; the requirements for the Fund to maintain pass-through tax treatment; portfolio transactions carried out to minimize the distribution of capital gains to shareholders; the acceptance of custom baskets; changes to the Underlying Index; and impacts to the Fund of complying with certain regulatory requirements or limits. Tracking error risk may be heightened during times of increased market volatility or other unusual market conditions. A Fund that tracks an index where municipal bonds are an investment focus may experience higher tracking error than ETFs that do not track such indexes.

Valuation Risk. The price that the Fund could receive upon the sale (or other disposition) of a security or other asset may differ from the Fund's valuation of the security or other asset, particularly for securities or other assets that trade in low volume or volatile markets or that are valued using a fair value methodology. The price received by the Fund also may differ from the value used by the Underlying Index. In addition, the value of the securities or other assets in the Fund's portfolio may change on days or during time periods when investors are not able to purchase or sell Fund shares. Authorized Participants that create or redeem Fund shares on days when the Fund is holding fair-valued securities or other assets may receive fewer or more shares, or lower or higher redemption proceeds, than they would have received had the securities or other assets not been fair valued or been valued using a different methodology. The ability to value investments may be impacted by technological issues or errors by pricing services or other third-party service providers.

Performance Information

The performance information below illustrates how the Fund's performance has varied over different periods and provides some indication of the risks of investing in the Fund. The bar chart shows how the performance of the Fund has varied from one calendar year to another over the periods shown. The table compares the Fund's performance to that of an appropriate broad-based securities market index and the Underlying Index. Fund returns assume the reinvestment of any dividends and distributions. The Fund's returns reflect the impact of any agreements to waive or reimburse expenses, which would reduce performance if not in effect. Past performance (before and after taxes) does not necessarily indicate how the Fund will perform in the future. Updated performance information, including the Fund's current NAV, may be obtained by visiting www.iShares.com or by calling 1-800-iShares (1-800-474-2737) (toll free).

Calendar Year-by-Year Returns



	<u>Return (%)</u>	<u>Period Ended</u>
Calendar Year-to-Date Return	-0.81%	March 31, 2025
During the periods shown in the chart:		
Best Quarter	6.81%	December 31, 2023
Worst Quarter	-6.16%	March 31, 2022

Average Annual Total Returns (for the periods ended December 31, 2024)

	<u>One Year</u>	<u>Five Years</u>	<u>Ten Years</u>
(Inception Date: 10/4/2007)			
Return Before Taxes	1.25%	0.69%	1.90%
Return After Taxes on Distributions	1.24%	0.68%	1.89%
Return After Taxes on Distributions and Sale of Fund Shares	1.87%	1.01%	1.96%
ICE AMT-Free US National Municipal Index¹ (Returns do not reflect deductions for fees, expenses or taxes)	1.23%	1.05%	2.13%
ICE AMT-Free California Municipal Index² (Returns do not reflect deductions for fees, expenses or taxes)	1.33%	0.90%	2.12%

¹ The Fund has added this broad-based index in response to new regulatory requirements.

² Index returns through September 14, 2021 reflect the performance of the S&P California AMT-Free Municipal Bond Index. Index returns beginning on September 15, 2021 reflect the performance of the ICE AMT-Free California Municipal Index, which, effective as of September 15, 2021, replaced the S&P California AMT-Free Municipal Bond Index as the Underlying Index of the Fund.

After-tax returns in the table above are calculated using the historical highest individual U.S. federal marginal income tax rates and do not reflect the impact of state or local taxes. Actual after-tax returns depend on an investor's tax situation and may differ from those shown, and after-tax returns shown are not relevant to tax-exempt investors or investors who hold shares through tax-deferred arrangements, such as 401(k) plans or individual retirement accounts ("IRAs"). Fund returns after taxes on distributions and sales of Fund shares are calculated assuming that an investor has sufficient capital gains of the same character from other investments to offset any capital losses from the sales of Fund shares. As a result, Fund returns after taxes on distributions and sales of Fund shares may exceed Fund returns before taxes and/or returns after taxes on distributions.

Management

Investment Adviser. BlackRock Fund Advisors.

Portfolio Managers. James Mauro and Karen Uyehara (the “Portfolio Managers”) are primarily responsible for the day-to-day management of the Fund. Each Portfolio Manager supervises a portfolio management team. Mr. Mauro and Ms. Uyehara have been Portfolio Managers of the Fund since 2011 and 2021, respectively.

Purchase and Sale of Fund Shares

The Fund is an exchange-traded fund (commonly referred to as an “ETF”). Individual shares of the Fund may only be bought and sold in the secondary market through a broker-dealer. Because ETF shares trade at market prices rather than at NAV, shares may trade at a price greater than NAV (a premium) or less than NAV (a discount). An investor may incur costs attributable to the difference between the highest price a buyer is willing to pay to purchase shares of the Fund (bid) and the lowest price a seller is willing to accept for shares of the Fund (ask) when buying or selling shares in the secondary market (the “bid-ask spread”).

Tax Information

The Fund intends to make distributions primarily from net tax-exempt income, although distributions of taxable capital gains may also occur. **The Fund is generally not an appropriate investment for a 401(k) plan or an IRA.** Please consult your personal tax advisor.

Payments to Broker-Dealers and Other Financial Intermediaries

If you purchase shares of the Fund through a broker-dealer or other financial intermediary (such as a bank), BFA or other related companies may pay the intermediary for marketing activities and presentations, educational training programs, conferences, the development of technology platforms and reporting systems or other services related to the sale or promotion of the Fund. These payments may create a conflict of interest by influencing the broker-dealer or other intermediary and your salesperson to recommend the Fund over another investment. Ask your salesperson or visit your financial intermediary’s website for more information.

iSHARES[®] MBS ETF

Ticker: MBB

Stock Exchange: Nasdaq

Investment Objective

The iShares MBS ETF (the “Fund”) seeks to track the investment results of an index composed of investment-grade mortgage-backed pass-through securities issued and/or guaranteed by U.S. government agencies.

Fees and Expenses

The following table describes the fees and expenses that you will incur if you buy, hold and sell shares of the Fund. The investment advisory agreement between iShares Trust (the “Trust”) and BlackRock Fund Advisors (“BFA”) (the “Investment Advisory Agreement”) provides that BFA will pay all operating expenses of the Fund, except: (i) the management fees, (ii) interest expenses, (iii) taxes, (iv) expenses incurred with respect to the acquisition and disposition of portfolio securities and the execution of portfolio transactions, including brokerage commissions, (v) distribution fees or expenses, and (vi) litigation expenses and any extraordinary expenses. BFA, the investment adviser to the Fund, has contractually agreed to waive a portion of its management fee such that the Fund’s total annual fund operating expenses after the fee waiver will not exceed 0.04% through February 28, 2027. The contractual waiver may be terminated prior to February 28, 2027 only upon written agreement of the Trust and BFA.

You may pay other fees, such as brokerage commissions and other fees to financial intermediaries, which are not reflected in the tables and examples below.

**Annual Fund Operating Expenses
(ongoing expenses that you pay each year as a
percentage of the value of your investments)¹**

<u>Management Fees</u>	<u>Distribution and Service (12b-1) Fees</u>	<u>Other Expenses²</u>	<u>Total Annual Fund Operating Expenses</u>	<u>Fee Waiver and/or Expense Reimbursement²</u>	<u>Total Annual Fund Operating Expenses After Fee Waiver and/or Expense Reimbursement</u>
0.04%	None	0.00%	0.04%	(0.00)%	0.04%

¹ Operating expenses paid by BFA under the Investment Advisory Agreement exclude acquired fund fees and expenses, if any.

² The amount rounded to 0.00%.

Example. This Example is intended to help you compare the cost of owning shares of the Fund with the cost of investing in other funds. The Example assumes that you invest \$10,000 in the Fund for the time periods indicated and then sell all of your shares at the end of those periods. The Example also assumes that your investment has a 5% return each year and that the Fund’s operating expenses remain the same. Although your actual costs may be higher or lower, based on these assumptions, your costs would be:

<u>1 Year</u>	<u>3 Years</u>	<u>5 Years</u>	<u>10 Years</u>
\$4	\$13	\$23	\$51

Portfolio Turnover. The Fund may pay transaction costs, such as commissions, when it buys and sells securities (or “turns over” its portfolio). A higher portfolio turnover rate may indicate higher transaction costs and may result in higher taxes when Fund shares are held in a taxable account. These costs, which are not reflected in the Annual Fund Operating Expenses or in the Example, affect the Fund’s performance. During the most recent fiscal year, the Fund’s portfolio turnover rate was 144% of the average value of its portfolio.

Principal Investment Strategies

The Fund seeks to track the investment results of the Bloomberg U.S. MBS Index (the “Underlying Index”), which measures the performance of investment-grade (as determined by Bloomberg Index Services Limited (the “Index Provider” or “Bloomberg”)) mortgage-backed pass-through securities (“MBS”) issued and/or guaranteed by U.S. government agencies or sponsored entities. The Underlying Index includes fixed-rate MBS issued by the Government National Mortgage Association (“GNMA” or “Ginnie Mae”), Federal National Mortgage Association (“Fannie Mae”) and Federal Home Loan Mortgage Corporation (“Freddie Mac”) that have 30-, 20-, or 15-year maturities. All securities in the Underlying Index must have a remaining weighted average maturity of at least one year. In addition, the securities in the Underlying Index must be denominated in U.S. dollars and must be non-convertible. The Underlying Index is market capitalization-weighted and the securities in the Underlying Index are updated on the last business day of each month.

As of February 28, 2025, approximately 100% of the bonds represented in the Underlying Index were U.S. agency MBS. Most transactions in MBS occur through standardized contracts for future delivery in which the exact mortgage pools to be delivered are not specified until a few days prior to settlement (to-be-announced (“TBA”) transactions). The Fund may enter into such contracts for fixed-rate pass-through securities on a regular basis. The Fund, pending settlement of such contracts, will invest its assets in liquid, short-term instruments, including shares of money market funds advised by BFA or its affiliates. The Fund will assume its *pro rata* share of the fees and expenses of any money market fund that it may invest in, in addition to the Fund’s own fees and expenses. The Fund may also acquire interests in mortgage pools through means other than such standardized contracts for future delivery.

BFA uses an indexing approach to try to achieve the Fund’s investment objective. The Fund does not try to “beat” the index it tracks and does not seek temporary defensive positions when markets decline or appear overvalued.

Indexing may eliminate the chance that the Fund will substantially outperform the Underlying Index but also may reduce some of the risks of active management, such as poor security selection. Indexing seeks to achieve lower costs and better after-tax performance by aiming to keep portfolio turnover low in comparison to actively managed investment companies.

BFA uses a representative sampling indexing strategy to manage the Fund. “Representative sampling” is an indexing strategy that involves investing in a representative sample of securities that collectively has an investment profile similar to that of an applicable underlying index. The securities selected are expected

to have, in the aggregate, investment characteristics (based on factors such as market value and industry weightings), fundamental characteristics (such as return variability, duration (*i.e.*, a security’s price sensitivity to a change in interest rates), maturity or credit ratings and yield) and liquidity measures similar to those of an applicable underlying index. The Fund may or may not hold all of the securities in the Underlying Index.

The Fund will invest at least 80% of its assets in the component securities of the Underlying Index and TBAs that have economic characteristics that are substantially identical to the economic characteristics of the component securities of the Underlying Index, and the Fund will invest at least 90% of its assets in fixed income securities of the types included in the Underlying Index that BFA believes will help the Fund track the Underlying Index. The Fund will invest no more than 10% of its assets in futures, options and swaps contracts that BFA believes will help the Fund track the Underlying Index as well as in fixed income securities other than the types included in the Underlying Index, but which BFA believes will help the Fund track the Underlying Index. Cash and cash equivalent investments associated with a TBA position will be treated as part of that position for purposes of calculating the percentage of investments in the component securities of the Underlying Index. Cash and cash equivalent investments associated with a derivative position will be treated as part of that position for the purposes of calculating the percentage of investments included in the Underlying Index. The Fund seeks to track the investment results of the Underlying Index before fees and expenses of the Fund.

The Underlying Index is sponsored by Bloomberg, which is independent of the Fund and BFA. The Index Provider determines the composition and relative weightings of the securities in the Underlying Index and publishes information regarding the market value of the Underlying Index.

Industry Concentration Policy. The Fund will concentrate its investments (*i.e.*, hold 25% or more of its total assets) in a particular industry or group of industries to approximately the same extent that the Underlying Index is concentrated. For purposes of this limitation, securities of the U.S. government (including its agencies and instrumentalities), repurchase agreements collateralized by U.S. government securities, and securities of state or municipal governments and their political subdivisions are not considered to be issued by members of any industry.

Summary of Principal Risks

As with any investment, you could lose all or part of your investment in the Fund, and the Fund’s performance could trail that of other investments. The Fund is subject to certain risks, including the principal risks noted below any of which may adversely affect the Fund’s net asset value per share (“NAV”), trading price, yield, total return and ability to meet its investment objective. Certain key risks are prioritized below (with others following in alphabetical order), but the relative significance of any risk is difficult to predict and may change over time. You should review each risk factor carefully.

U.S. Agency Mortgage-Backed Securities Risk. MBS represent interests in “pools” of mortgages and are subject to interest rate, prepayment, and extension risk. MBS may be issued or

guaranteed by the U.S. government or one of its agencies or sponsored entities. Some MBS may not be backed by the full faith and credit of the U.S. government and thus represent greater credit risk. MBS react differently than other bonds to changes in interest rates due to prepayment and extension risks. Small movements in interest rates (both increases and decreases) may quickly and significantly reduce the value of certain MBS. MBS prices may reflect adverse economic and market conditions. MBS are subject to the risk of default on the underlying mortgage loans, particularly during periods of economic downturn. The default or bankruptcy of a counterparty to a TBA transaction would expose the Fund to possible losses.

Credit Risk. Credit risk is the risk that an issuer, guarantor or liquidity provider of a fixed-income security may be unable or unwilling, or may be perceived as unable or unwilling, to make timely principal and/or interest payments or to otherwise honor its obligations. The credit rating assigned to a security or its issuer does not necessarily reflect the issuer's current financial condition or an investment's volatility or liquidity. An actual or perceived decline in an issuer's creditworthiness may result in a decrease in the value and liquidity of its securities as well as greater price volatility, which may make it difficult to sell the securities. The Fund may be adversely affected if an investment that it holds experiences a downgrade or a default.

Interest Rate Risk. Interest rate risk refers to the risk of fluctuations in the value of a fixed-income security due to changes in the general level of interest rates. Interest rate changes can be sudden and unpredictable and are influenced by a number of factors, including government policy, monetary policy, inflation expectations, perceptions of risk, and supply and demand for fixed-income securities. An increase in interest rates generally will cause the value of fixed-income securities to decline. Securities with longer maturities generally are more sensitive to interest rate changes and subject to greater fluctuations in value. Changes in interest rates may have unpredictable effects on fixed-income markets and result in heightened volatility and lower liquidity for certain instruments, which may adversely affect a Fund's performance. During periods of very low or negative interest rates, a Fund may be unable to maintain positive returns or pay dividends to shareholders.

Market Risk. The Fund could lose money over short periods due to short-term market movements and over longer periods during more prolonged market downturns. Local, regional or global events such as war, acts of terrorism, pandemics or other public health issues, recessions, the prospect or occurrence of a sovereign default or other financial crisis, or other events could have a significant impact on the Fund and its investments and could result in increased premiums or discounts to the Fund's NAV.

Index-Related Risk. The Index Provider may rely on various sources of information to assess the criteria of components of the Underlying Index, including information that may be based on assumptions and estimates. Neither the Fund nor BFA can offer assurances that the Index Provider's methodology or sources of information will provide an accurate assessment of included components or will result in the Fund meeting its investment objective. Errors in index data, index computations or the construction of the Underlying Index in accordance with its

methodology may occur, and the Index Provider may not identify or correct them promptly or at all, which may have an adverse impact on the Fund and its shareholders. Unusual market conditions or other unforeseen circumstances (such as natural disasters, political unrest or war) may impact the Index Provider or a third-party data provider and could cause the Index Provider to postpone a scheduled rebalance. This could cause the Underlying Index to vary from its normal or expected composition.

Asset Class Risk. The securities and other assets in the Underlying Index or in the Fund's portfolio may underperform in comparison to financial markets generally, a particular financial market, another index, or other asset classes.

Authorized Participant Concentration Risk. An "Authorized Participant" is a member or participant of a clearing agency registered with the SEC, which has a written agreement with the Fund or one of its service providers that allows the Authorized Participant to place orders for the purchase and redemption of creation units ("Creation Units"). Only an Authorized Participant may engage in creation or redemption transactions directly with the Fund. There are a limited number of institutions that may act as Authorized Participants for the Fund, including on an agency basis on behalf of other market participants. No Authorized Participant is obligated to engage in creation or redemption transactions. To the extent that Authorized Participants exit the business or do not place creation or redemption orders for the Fund and no other Authorized Participant places orders, Fund shares are more likely to trade at a premium or discount to NAV and possibly face trading halts or delisting.

Concentration Risk. The Fund may be susceptible to an increased risk of loss, including losses due to adverse events that affect the Fund's investments more than the market as a whole, to the extent that the Fund's investments are concentrated in the securities or other assets of one or more issuers, countries or other geographic units, markets, industries, project types, or asset classes.

Extension Risk. During periods of rising interest rates, certain debt obligations may be paid off substantially more slowly than originally anticipated and the value of those securities may fall sharply, resulting in a decline in the Fund's income and potentially in the value of the Fund's investments.

High Portfolio Turnover Risk. High portfolio turnover is considered by the Fund to mean turnover of greater than 100% annually. Portfolio turnover (*i.e.*, the sale of securities or other assets and reinvestment in other securities or assets) generally involves transaction costs to the Fund, including brokerage commissions, dealer mark-ups and other costs. In addition, the sale of securities by the Fund may result in the realization of taxable capital gains, including short-term capital gains. Higher portfolio turnover may cause the Fund to incur additional transaction costs, which have the effect of reducing the Fund's investment return, and may result in different tax consequences for shareholders compared to a fund with lower portfolio turnover.

Income Risk. The Fund's income may decline due to falling interest rates or other factors. This can occur because the Fund may be required to invest in lower-yielding bonds when a bond in the Fund's portfolio matures, is near maturity, is called or is prepaid, when bonds in the Underlying Index are substituted, or

when the Fund otherwise needs to purchase additional bonds. The Index Provider's substitution of bonds in the Underlying Index may occur, for example, when the time to maturity for the bond no longer matches the Underlying Index's stated maturity guidelines.

Issuer Risk. The performance of the Fund depends on the performance of individual securities or other assets to which the Fund has exposure. The value of securities or other assets may decline, or perform differently from the market as a whole, due to changes in the financial condition or credit rating of the issuer or counterparty.

Large Shareholder and Large-Scale Redemption Risk. Certain shareholders of the Fund, including an Authorized Participant, a third-party investor, the Fund's adviser, an affiliate of the Fund's adviser, a market maker, or another entity, may from time to time own or manage a substantial amount of Fund shares, or may hold their investment in the Fund for a limited period of time. There can be no assurance that any large shareholder or large group of shareholders would not redeem their investment. Redemptions of a large number of Fund shares could require the Fund to dispose of assets to meet the redemption requests, which can accelerate the realization of taxable income and/or capital gains and cause the Fund to make taxable distributions to its shareholders earlier than the Fund otherwise would have. In addition, under certain circumstances, non-redeeming shareholders may be treated as receiving a disproportionately large taxable distribution during or with respect to such year. In some circumstances, the Fund may hold a relatively large proportion of its assets in cash in anticipation of large redemptions, diluting its investment returns. These large redemptions may also force the Fund to sell portfolio securities or other assets when it might not otherwise do so, which may negatively impact the Fund's NAV, increase the Fund's brokerage costs and/or have a material effect on the market price of Fund shares.

Management Risk. The Fund generally does not attempt to take defensive positions under any market conditions, including declining markets. As the Fund will not fully replicate the Underlying Index and may hold securities or other assets not included in the Underlying Index, it is subject to the risk that the investment strategy of BFA may not produce the intended results. There is no guarantee that the Fund's investment results will have a high degree of correlation to those of the Underlying Index or that the Fund will achieve its investment objective.

Market Trading Risk. The Fund faces numerous market trading risks, including the potential lack of an active market for Fund shares (including through a trading halt), losses from trading in secondary markets, periods of high volatility, and disruptions in the process of creating and redeeming Fund shares. Any of these factors, among others, may lead to the Fund's shares trading in the secondary market at a premium or discount to NAV or to the intraday value of the Fund's portfolio holdings. If you buy Fund shares at a time when the market price is at a premium to NAV or sell Fund shares at a time when the market price is at a discount to NAV, you may pay significantly more or receive significantly less than the underlying value of the Fund shares.

Operational and Technology Risks. The Fund is directly and indirectly susceptible to operational and technology risks, including those related to human errors, processing errors, communication errors, systems failures, cybersecurity incidents,

and the use of artificial intelligence and machine learning ("AI"), which may result in losses for the Fund and its shareholders or may impair the Fund's operations. While the Fund's service providers are required to have appropriate operational, information security and cybersecurity risk management policies and procedures, their methods of risk management may differ from those of the Fund. Operational and technology risks for the issuers in which the Fund invests could also result in material adverse consequences for such issuers and may cause the Fund's investments in such issuers to lose value.

Prepayment Risk. During periods of falling interest rates, issuers of certain debt obligations may repay principal prior to the security's maturity, which may cause the Fund to have to reinvest in securities with lower yields or higher risk of default, resulting in a decline in the Fund's income or return potential.

Risk of Investing in the U.S. Investing in U.S. issuers subjects the Fund to legal, regulatory, political, currency, security, and economic risks that are specific to the U.S. Certain changes in the U.S., such as a weakening of the U.S. economy or a decline in its financial markets, may have an adverse effect on U.S. issuers.

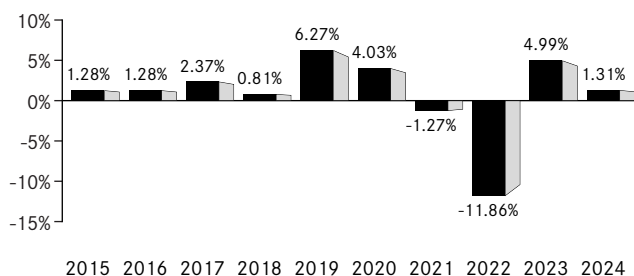
Tracking Error Risk. The Fund may be subject to "tracking error," which is the divergence of the Fund's performance from that of the Underlying Index. Tracking error may occur due to a number of factors, including differences between the securities and other assets held in the Fund's portfolio and those included in the Underlying Index; differences in the timing and methodologies used to value securities and other assets; transaction costs and other expenses incurred by the Fund that the Underlying Index does not incur; the Fund's holding of uninvested cash; differences in the timing of the accrual or the valuation of dividends or interest received by the Fund or distributions paid to Fund shareholders; tax gains or losses; the requirements for the Fund to maintain pass-through tax treatment; portfolio transactions carried out to minimize the distribution of capital gains to shareholders; the acceptance of custom baskets; changes to the Underlying Index; and impacts to the Fund of complying with certain regulatory requirements or limits. Tracking error risk may be heightened during times of increased market volatility or other unusual market conditions.

Valuation Risk. The price that the Fund could receive upon the sale (or other disposition) of a security or other asset may differ from the Fund's valuation of the security or other asset, particularly for securities or other assets that trade in low volume or volatile markets or that are valued using a fair value methodology. The price received by the Fund also may differ from the value used by the Underlying Index. In addition, the value of the securities or other assets in the Fund's portfolio may change on days or during time periods when investors are not able to purchase or sell Fund shares. Authorized Participants that create or redeem Fund shares on days when the Fund is holding fair-valued securities or other assets may receive fewer or more shares, or lower or higher redemption proceeds, than they would have received had the securities or other assets not been fair valued or been valued using a different methodology. The ability to value investments may be impacted by technological issues or errors by pricing services or other third-party service providers.

Performance Information

The performance information below illustrates how the Fund's performance has varied over different periods and provides some indication of the risks of investing in the Fund. The bar chart shows how the performance of the Fund has varied from one calendar year to another over the periods shown. The table compares the Fund's performance to that of an appropriate broad-based securities market index and the Underlying Index. Fund returns assume the reinvestment of any dividends and distributions. The Fund's returns reflect the impact of any agreements to waive or reimburse expenses, which would reduce performance if not in effect. Past performance (before and after taxes) does not necessarily indicate how the Fund will perform in the future. Updated performance information, including the Fund's current NAV, may be obtained by visiting www.iShares.com or by calling 1-800-iShares (1-800-474-2737) (toll free).

Calendar Year-by-Year Returns



	<u>Return (%)</u>	<u>Period Ended</u>
Calendar Year-to-Date Return	3.04%	March 31, 2025
During the periods shown in the chart:		
Best Quarter	7.33%	December 31, 2023
Worst Quarter	-5.33%	September 30, 2022

Average Annual Total Returns (for the periods ended December 31, 2024)

	<u>One Year</u>	<u>Five Years</u>	<u>Ten Years</u>
(Inception Date: 3/13/2007)			
Return Before Taxes	1.31%	-0.75%	0.80%
Return After Taxes on Distributions	-0.28%	-1.76%	-0.25%
Return After Taxes on Distributions and Sale of Fund Shares	0.77%	-0.98%	0.17%
Bloomberg U.S. Universal Index ¹ (Returns do not reflect deductions for fees, expenses or taxes)	2.04%	0.06%	1.73%
Bloomberg U.S. MBS Index (Returns do not reflect deductions for fees, expenses or taxes)	1.20%	-0.74%	0.91%

¹ The Fund has added this broad-based index in response to new regulatory requirements.

After-tax returns in the table above are calculated using the historical highest individual U.S. federal marginal income tax rates and do not reflect the impact of state or local taxes. Actual after-tax returns depend on an investor's tax situation and may differ from those shown, and after-tax returns shown are not relevant to tax-exempt investors or investors who hold shares through tax-deferred arrangements, such as 401(k) plans or individual retirement accounts ("IRAs"). Fund returns after taxes on distributions and sales of Fund shares are calculated assuming that an investor has sufficient capital gains of the same character from other investments to offset any capital losses from the sales of Fund shares. As a result, Fund returns after taxes on distributions and sales of Fund shares may exceed Fund returns before taxes and/or returns after taxes on distributions.

Management

Investment Adviser. BlackRock Fund Advisors.

Portfolio Managers. James Mauro and Karen Uyehara (the “Portfolio Managers”) are primarily responsible for the day-to-day management of the Fund. Each Portfolio Manager supervises a portfolio management team. Mr. Mauro and Ms. Uyehara have been Portfolio Managers of the Fund since 2011 and 2021, respectively.

Purchase and Sale of Fund Shares

The Fund is an exchange-traded fund (commonly referred to as an “ETF”). Individual shares of the Fund may only be bought and sold in the secondary market through a broker-dealer. Because ETF shares trade at market prices rather than at NAV, shares may trade at a price greater than NAV (a premium) or less than NAV (a discount). An investor may incur costs attributable to the difference between the highest price a buyer is willing to pay to purchase shares of the Fund (bid) and the lowest price a seller is willing to accept for shares of the Fund (ask) when buying or selling shares in the secondary market (the “bid-ask spread”).

Tax Information

The Fund intends to make distributions that may be taxable to you as ordinary income or capital gains, unless you are investing through a tax-deferred arrangement such as a 401(k) plan or an IRA, in which case, your distributions generally will be taxed when withdrawn.

Payments to Broker-Dealers and Other Financial Intermediaries

If you purchase shares of the Fund through a broker-dealer or other financial intermediary (such as a bank), BFA or other related companies may pay the intermediary for marketing activities and presentations, educational training programs, conferences, the development of technology platforms and reporting systems or other services related to the sale or promotion of the Fund. These payments may create a conflict of interest by influencing the broker-dealer or other intermediary and your salesperson to recommend the Fund over another investment. Ask your salesperson or visit your financial intermediary’s website for more information.

iSHARES[®] NATIONAL MUNI BOND ETF

Ticker: MUB

Stock Exchange: NYSE Arca

Investment Objective

The iShares National Muni Bond ETF (the “Fund”) seeks to track the investment results of an index composed of investment-grade U.S. municipal bonds.

Fees and Expenses

The following table describes the fees and expenses that you will incur if you buy, hold and sell shares of the Fund. The investment advisory agreement between iShares Trust (the “Trust”) and BlackRock Fund Advisors (“BFA”) (the “Investment Advisory Agreement”) provides that BFA will pay all operating expenses of the Fund, except: (i) the management fees, (ii) interest expenses, (iii) taxes, (iv) expenses incurred with respect to the acquisition and disposition of portfolio securities and the execution of portfolio transactions, including brokerage commissions, (v) distribution fees or expenses, and (vi) litigation expenses and any extraordinary expenses.

The Fund may incur “Acquired Fund Fees and Expenses.” Acquired Fund Fees and Expenses reflect the Fund’s pro rata share of the fees and expenses incurred indirectly by the Fund as a result of investing in other investment companies. The impact of Acquired Fund Fees and Expenses is included in the Fund’s total return but is not included in the Fund’s ratio of expenses to average net assets. Both figures are shown in the Financial Highlights section of the Fund’s prospectus (the “Prospectus”). BFA, the investment adviser to the Fund, has contractually agreed to waive a portion of its management fees in an amount equal to the Acquired Fund Fees and Expenses, if any, attributable to investments by the Fund in other series of the Trust and iShares, Inc. through June 30, 2026. The contractual waiver may be terminated prior to June 30, 2026 only upon written agreement of the Trust and BFA.

You may pay other fees, such as brokerage commissions and other fees to financial intermediaries, which are not reflected in the tables and examples below.

Annual Fund Operating Expenses
(ongoing expenses that you pay each year as a
percentage of the value of your investments)¹

Management Fees	Distribution and Service (12b-1) Fees	Other Expenses ²	Acquired Fund Fees and Expenses ²	Total Annual Fund Operating Expenses	Fee Waiver and/or Expense Reimbursement	Total Annual Fund Operating Expenses After Fee Waiver and/or Expense Reimbursement
0.05%	None	0.00%	0.00%	0.05%	None	0.05%

¹ Operating expenses paid by BFA under the Investment Advisory Agreement exclude Acquired Fund Fees and Expenses, if any.

² The amount rounded to 0.00%.

Example. This Example is intended to help you compare the cost of owning shares of the Fund with the cost of investing in other funds. The Example assumes that you invest \$10,000 in the Fund for the time periods indicated and then sell all of your shares at the end of those periods. The Example also assumes that your investment has a 5% return each year and that the Fund’s operating expenses remain the same. Although your actual costs may be higher or lower, based on these assumptions, your costs would be:

1 Year	3 Years	5 Years	10 Years
\$5	\$16	\$28	\$64

Portfolio Turnover. The Fund may pay transaction costs, such as commissions, when it buys and sells securities (or “turns over” its portfolio). A higher portfolio turnover rate may indicate higher transaction costs and may result in higher taxes when Fund shares are held in a taxable account. These costs, which are not reflected in the Annual Fund Operating Expenses or in the Example, affect the Fund’s performance. During the most recent fiscal year, the Fund’s portfolio turnover rate was 17% of the average value of its portfolio.

Principal Investment Strategies

The Fund seeks to track the investment results of the ICE® AMT-Free US National Municipal Index (the “Underlying Index”), which measures the performance of U.S. dollar denominated investment grade tax-exempt debt publicly issued in the U.S. domestic market by U.S. states and their political subdivisions. As of February 28, 2025, there were 24,426 issues in the Underlying Index. As of February 28, 2025, a significant portion of the Underlying Index is represented by municipal bonds. The components of the Underlying Index are likely to change over time.

The Underlying Index includes municipal bonds, the interest of which is exempt from Federal income taxes and not subject to alternative minimum tax. Each bond in the Underlying Index must have a rating of at least BBB- by Standard & Poor’s® Global Ratings, a subsidiary of S&P Global, Baa3 by Moody’s Investors Service, Inc., or BBB- by Fitch Ratings, Inc. A bond must be rated by at least one of these three rating agencies in order to qualify for the Underlying Index, and the lowest rating will be used in determining if the bond is investment grade. Each bond in the Underlying Index must be a constituent of an offering where the original offering amount was at least \$100 million and have a minimum par amount (*i.e.*, currently outstanding face value) of \$15 million. In addition, each bond must have a minimum remaining term to final maturity greater than or equal to one calendar month to be included in the Underlying Index. The Underlying Index is a market-value weighted index and is subject to a capping methodology that aims at reducing index concentration. The Underlying Index is rebalanced on the last calendar day of the month.

BFA uses an indexing approach to try to achieve the Fund’s investment objective. The Fund does not try to “beat” the index it tracks and does not seek temporary defensive positions when markets decline or appear overvalued.

Indexing may eliminate the chance that the Fund will substantially outperform the Underlying Index but also may reduce some of the risks of active management, such as poor security selection. Indexing seeks to achieve lower costs and better after-tax performance by aiming to keep portfolio turnover low in comparison to actively managed investment companies.

BFA uses a representative sampling indexing strategy to manage the Fund. “Representative sampling” is an indexing strategy that involves investing in a representative sample of securities that collectively has an investment profile similar to that of an applicable underlying index. The securities selected are expected to have, in the aggregate, investment characteristics (based on factors such as market value and industry weightings), fundamental characteristics (such as return variability, duration

(*i.e.*, a security’s price sensitivity to a change in interest rates), maturity or credit ratings and yield) and liquidity measures similar to those of an applicable underlying index. The Fund may or may not hold all of the securities in the Underlying Index.

The Fund will invest at least 80% of its assets in the component securities of the Underlying Index, and the Fund will invest at least 90% of its assets in fixed income securities of the types included in the Underlying Index that BFA believes will help the Fund track the Underlying Index. The Fund will invest no more than 10% of its assets in futures, options and swaps contracts that BFA believes will help the Fund track the Underlying Index as well as in fixed income securities other than the types included in the Underlying Index, but which BFA believes will help the Fund track the Underlying Index. Cash and cash equivalent investments associated with a derivative position will be treated as part of that position for the purposes of calculating the percentage of investments included in the Underlying Index. The Fund will generally hold municipal bond securities issued by state and local municipalities whose interest payments are exempt from U.S. federal income taxes and the federal alternative minimum tax (“AMT”). As of the date of this Prospectus, interest that is exempt from U.S. federal income tax is also exempt from the federal Medicare contribution tax of 3.8% on “net investment income.” In addition, the Fund intends to invest any cash assets in one or more affiliated municipal money market funds, which may be advised by BFA or its affiliates. The Fund seeks to track the investment results of the Underlying Index before fees and expenses of the Fund.

The Fund may invest in shares of other iShares funds that provide substantially similar exposure to the securities in the Underlying Index. BFA will waive a portion of its management fees in an amount equal to the acquired fund fees and expenses, if any, attributable to the Fund’s investment in other iShares funds.

The Underlying Index is sponsored by ICE Data Indices, LLC (the “Index Provider” or “IDI”), which is independent of the Fund and BFA. The Index Provider determines the composition and relative weightings of the securities in the Underlying Index and publishes information regarding the market value of the Underlying Index.

Industry Concentration Policy. The Fund will concentrate its investments (*i.e.*, hold 25% or more of its total assets) in a particular industry or group of industries to approximately the same extent that the Underlying Index is concentrated. For purposes of this limitation, securities of the U.S. government (including its agencies and instrumentalities), repurchase agreements collateralized by U.S. government securities, and securities of state or municipal governments and their political subdivisions are not considered to be issued by members of any industry.

Summary of Principal Risks

As with any investment, you could lose all or part of your investment in the Fund, and the Fund’s performance could trail that of other investments. The Fund is subject to certain risks, including the principal risks noted below any of which may adversely affect the Fund’s net asset value per share (“NAV”), trading price, yield, total return and ability to meet its investment objective. Certain key risks are prioritized below (with others following in alphabetical order), but the relative significance of any

risk is difficult to predict and may change over time. You should review each risk factor carefully.

Municipal Securities Risk. Municipal securities are subject to the risk that the issuer may be unable to pay the instrument's obligations, which would adversely affect the value of the securities. Legal, regulatory, fiscal, political, economic and other developments may also adversely affect the value of municipal securities. When municipal securities depend on a specific revenue source to fund their payment obligations, the value of such securities may fluctuate as a result of actual or anticipated changes in the cash flows from the revenue source or changes in the priority of the municipal obligation to receive the cash flows. If a security loses its tax-exempt status, its value may decline significantly.

The market for municipal bonds may be less liquid than for other types of debt securities, and it may be harder for the Fund to buy and sell municipal bonds, especially on short notice. There may be less publicly available information about the financial condition of municipal security issuers than for issuers of other types of securities. As a result, municipal securities may be more difficult to value accurately. A default or insolvency of certain issuers of municipal bonds may be subject to proceedings that are significantly different from corporate bankruptcy proceedings, and the Fund's ability to recover assets may be limited.

Risk of Investing in the U.S. Investing in U.S. issuers subjects the Fund to legal, regulatory, political, currency, security, and economic risks that are specific to the U.S. Certain changes in the U.S., such as a weakening of the U.S. economy or a decline in its financial markets, may have an adverse effect on U.S. issuers.

Interest Rate Risk. Interest rate risk refers to the risk of fluctuations in the value of a fixed-income security due to changes in the general level of interest rates. Interest rate changes can be sudden and unpredictable and are influenced by a number of factors, including government policy, monetary policy, inflation expectations, perceptions of risk, and supply and demand for fixed-income securities. An increase in interest rates generally will cause the value of fixed-income securities to decline. Securities with longer maturities generally are more sensitive to interest rate changes and subject to greater fluctuations in value. Changes in interest rates may have unpredictable effects on fixed-income markets and result in heightened volatility and lower liquidity for certain instruments, which may adversely affect a Fund's performance. During periods of very low or negative interest rates, a Fund may be unable to maintain positive returns or pay dividends to shareholders.

Market Risk. The Fund could lose money over short periods due to short-term market movements and over longer periods during more prolonged market downturns. Local, regional or global events such as war, acts of terrorism, pandemics or other public health issues, recessions, the prospect or occurrence of a sovereign default or other financial crisis, or other events could have a significant impact on the Fund and its investments and could result in increased premiums or discounts to the Fund's NAV.

Index-Related Risk. The Index Provider may rely on various sources of information to assess the criteria of components of the Underlying Index, including information that may be based on

assumptions and estimates. Neither the Fund nor BFA can offer assurances that the Index Provider's methodology or sources of information will provide an accurate assessment of included components or will result in the Fund meeting its investment objective. Errors in index data, index computations or the construction of the Underlying Index in accordance with its methodology may occur, and the Index Provider may not identify or correct them promptly or at all, which may have an adverse impact on the Fund and its shareholders. Unusual market conditions or other unforeseen circumstances (such as natural disasters, political unrest or war) may impact the Index Provider or a third-party data provider and could cause the Index Provider to postpone a scheduled rebalance. This could cause the Underlying Index to vary from its normal or expected composition.

Asset Class Risk. The securities and other assets in the Underlying Index or in the Fund's portfolio may underperform in comparison to financial markets generally, a particular financial market, another index, or other asset classes.

Authorized Participant Concentration Risk. An "Authorized Participant" is a member or participant of a clearing agency registered with the SEC, which has a written agreement with the Fund or one of its service providers that allows the Authorized Participant to place orders for the purchase and redemption of creation units ("Creation Units"). Only an Authorized Participant may engage in creation or redemption transactions directly with the Fund. There are a limited number of institutions that may act as Authorized Participants for the Fund, including on an agency basis on behalf of other market participants. No Authorized Participant is obligated to engage in creation or redemption transactions. To the extent that Authorized Participants exit the business or do not place creation or redemption orders for the Fund and no other Authorized Participant places orders, Fund shares are more likely to trade at a premium or discount to NAV and possibly face trading halts or delisting.

Call Risk. During periods of falling interest rates, an issuer of a callable bond held by the Fund may "call" or repay the security before its stated maturity, and the Fund may have to reinvest the proceeds in securities with lower yields, which would result in a decline in the Fund's income, or in securities with greater risks or with other less favorable features.

Concentration Risk. The Fund may be susceptible to an increased risk of loss, including losses due to adverse events that affect the Fund's investments more than the market as a whole, to the extent that the Fund's investments are concentrated in the securities or other assets of one or more issuers, countries or other geographic units, markets, industries, project types, or asset classes.

Credit Risk. Credit risk is the risk that an issuer, guarantor or liquidity provider of a fixed-income security may be unable or unwilling, or may be perceived as unable or unwilling, to make timely principal and/or interest payments or to otherwise honor its obligations. The credit rating assigned to a security or its issuer does not necessarily reflect the issuer's current financial condition or an investment's volatility or liquidity. An actual or perceived decline in an issuer's creditworthiness may result in a decrease in the value and liquidity of its securities as well as greater price volatility, which may make it difficult to sell the

securities. The Fund may be adversely affected if an investment that it holds experiences a downgrade or a default.

Income Risk. The Fund's income may decline due to falling interest rates or other factors. This can occur because the Fund may be required to invest in lower-yielding bonds when a bond in the Fund's portfolio matures, is near maturity, is called or is prepaid, when bonds in the Underlying Index are substituted, or when the Fund otherwise needs to purchase additional bonds. The Index Provider's substitution of bonds in the Underlying Index may occur, for example, when the time to maturity for the bond no longer matches the Underlying Index's stated maturity guidelines.

Issuer Risk. The performance of the Fund depends on the performance of individual securities or other assets to which the Fund has exposure. The value of securities or other assets may decline, or perform differently from the market as a whole, due to changes in the financial condition or credit rating of the issuer or counterparty.

Management Risk. The Fund generally does not attempt to take defensive positions under any market conditions, including declining markets. As the Fund will not fully replicate the Underlying Index and may hold securities or other assets not included in the Underlying Index, it is subject to the risk that the investment strategy of BFA may not produce the intended results. There is no guarantee that the Fund's investment results will have a high degree of correlation to those of the Underlying Index or that the Fund will achieve its investment objective.

Market Trading Risk. The Fund faces numerous market trading risks, including the potential lack of an active market for Fund shares (including through a trading halt), losses from trading in secondary markets, periods of high volatility, and disruptions in the process of creating and redeeming Fund shares. Any of these factors, among others, may lead to the Fund's shares trading in the secondary market at a premium or discount to NAV or to the intraday value of the Fund's portfolio holdings. If you buy Fund shares at a time when the market price is at a premium to NAV or sell Fund shares at a time when the market price is at a discount to NAV, you may pay significantly more or receive significantly less than the underlying value of the Fund shares.

New York Municipal Securities Risk. Investing in New York municipal securities subjects the Fund to legal, regulatory, fiscal, political, economic and other risks that are specific to New York and its agencies, public authorities and political subdivisions. Unfavorable developments in any economic sector or disruptions in the broader municipal market, among other factors, may adversely impact the Fund's investments.

Operational and Technology Risks. The Fund is directly and indirectly susceptible to operational and technology risks, including those related to human errors, processing errors, communication errors, systems failures, cybersecurity incidents, and the use of artificial intelligence and machine learning ("AI"), which may result in losses for the Fund and its shareholders or may impair the Fund's operations. While the Fund's service providers are required to have appropriate operational, information security and cybersecurity risk management policies and procedures, their methods of risk management may differ from those of the Fund. Operational and technology risks for the

issuers in which the Fund invests could also result in material adverse consequences for such issuers and may cause the Fund's investments in such issuers to lose value.

Tax Risk. There is no guarantee that the Fund's income will be exempt from U.S. federal, state or local income taxes, the federal AMT or the federal Medicare contribution tax of 3.8% on "net investment income." Neither BFA nor the Fund guarantees that an opinion from bond counsel about a security's tax-exempt status is correct, and there is no assurance that the Internal Revenue Service ("IRS") will agree with the bond counsel's opinion. Events occurring after a municipal bond is issued or acquired by a Fund may result in a determination that the bond's interest is includible in gross income, retroactively to the bond's date of issuance, for purposes of U.S. federal income taxes, the federal AMT or the federal Medicare contribution tax. The interest on money market instruments, other cash equivalents and derivatives held by a Fund may be subject to federal, state and local income taxes and the federal Medicare contribution tax.

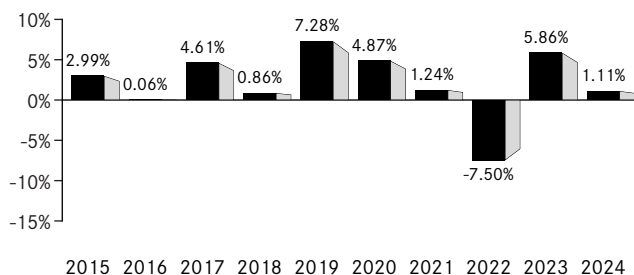
Tracking Error Risk. The Fund may be subject to "tracking error," which is the divergence of the Fund's performance from that of the Underlying Index. Tracking error may occur due to a number of factors, including differences between the securities and other assets held in the Fund's portfolio and those included in the Underlying Index; differences in the timing and methodologies used to value securities and other assets; transaction costs and other expenses incurred by the Fund that the Underlying Index does not incur; the Fund's holding of uninvested cash; differences in the timing of the accrual or the valuation of dividends or interest received by the Fund or distributions paid to Fund shareholders; tax gains or losses; the requirements for the Fund to maintain pass-through tax treatment; portfolio transactions carried out to minimize the distribution of capital gains to shareholders; the acceptance of custom baskets; changes to the Underlying Index; and impacts to the Fund of complying with certain regulatory requirements or limits. Tracking error risk may be heightened during times of increased market volatility or other unusual market conditions. A Fund that tracks an index where municipal bonds are an investment focus may experience higher tracking error than ETFs that do not track such indexes.

Valuation Risk. The price that the Fund could receive upon the sale (or other disposition) of a security or other asset may differ from the Fund's valuation of the security or other asset, particularly for securities or other assets that trade in low volume or volatile markets or that are valued using a fair value methodology. The price received by the Fund also may differ from the value used by the Underlying Index. In addition, the value of the securities or other assets in the Fund's portfolio may change on days or during time periods when investors are not able to purchase or sell Fund shares. Authorized Participants that create or redeem Fund shares on days when the Fund is holding fair-valued securities or other assets may receive fewer or more shares, or lower or higher redemption proceeds, than they would have received had the securities or other assets not been fair valued or been valued using a different methodology. The ability to value investments may be impacted by technological issues or errors by pricing services or other third-party service providers.

Performance Information

The performance information below illustrates how the Fund's performance has varied over different periods and provides some indication of the risks of investing in the Fund. The bar chart shows how the performance of the Fund has varied from one calendar year to another over the periods shown. The table compares the Fund's performance to that of an appropriate broad-based securities market index, which is also the Fund's Underlying Index. Fund returns assume the reinvestment of any dividends and distributions. The Fund's returns reflect the impact of any agreements to waive or reimburse expenses, which would reduce performance if not in effect. Past performance (before and after taxes) does not necessarily indicate how the Fund will perform in the future. Updated performance information, including the Fund's current NAV, may be obtained by visiting www.iShares.com or by calling 1-800-iShares (1-800-474-2737) (toll free).

Calendar Year-by-Year Returns



	Return (%)	Period Ended
Calendar Year-to-Date Return	-0.60%	March 31, 2025
During the periods shown in the chart:		
Best Quarter	6.99%	December 31, 2023
Worst Quarter	-5.60%	March 31, 2022

Average Annual Total Returns (for the periods ended December 31, 2024)

	One Year	Five Years	Ten Years
(Inception Date: 09/07/2007)			
Return Before Taxes	1.11%	1.00%	2.06%
Return After Taxes on Distributions	1.11%	1.00%	2.06%
Return After Taxes on Distributions and Sale of Fund Shares	1.88%	1.31%	2.14%
ICE AMT-Free US National Municipal Index¹ (Returns do not reflect deductions for fees, expenses or taxes)	1.23%	1.07%	2.22%

¹ Index returns through September 14, 2021 reflect the performance of the S&P National AMT-Free Municipal Bond Index. Index returns beginning on September 15, 2021 reflect the performance of the ICE AMT-Free US National Municipal Index, which, effective as of September 15, 2021, replaced the S&P National AMT-Free Municipal Bond Index as the Underlying Index of the Fund.

After-tax returns in the table above are calculated using the historical highest individual U.S. federal marginal income tax rates and do not reflect the impact of state or local taxes. Actual after-tax returns depend on an investor's tax situation and may differ from those shown, and after-tax returns shown are not relevant to tax-exempt investors or investors who hold shares through tax-deferred arrangements, such as 401(k) plans or individual retirement accounts ("IRAs"). Fund returns after taxes on distributions and sales of Fund shares are calculated assuming that an investor has sufficient capital gains of the same character from other investments to offset any capital losses from the sales of Fund shares. As a result, Fund returns after taxes on distributions and sales of Fund shares may exceed Fund returns before taxes and/or returns after taxes on distributions.

Management

Investment Adviser. BlackRock Fund Advisors.

Portfolio Managers. James Mauro and Karen Uyehara (the “Portfolio Managers”) are primarily responsible for the day-to-day management of the Fund. Each Portfolio Manager supervises a portfolio management team. Mr. Mauro and Ms. Uyehara have been Portfolio Managers of the Fund since 2011 and 2021, respectively.

Purchase and Sale of Fund Shares

The Fund is an exchange-traded fund (commonly referred to as an “ETF”). Individual shares of the Fund may only be bought and sold in the secondary market through a broker-dealer. Because ETF shares trade at market prices rather than at NAV, shares may trade at a price greater than NAV (a premium) or less than NAV (a discount). An investor may incur costs attributable to the difference between the highest price a buyer is willing to pay to purchase shares of the Fund (bid) and the lowest price a seller is willing to accept for shares of the Fund (ask) when buying or selling shares in the secondary market (the “bid-ask spread”).

Tax Information

The Fund intends to make distributions primarily from net tax-exempt income, although distributions of taxable capital gains may also occur. **The Fund is generally not an appropriate investment for a 401(k) plan or an IRA.** Please consult your personal tax advisor.

Payments to Broker-Dealers and Other Financial Intermediaries

If you purchase shares of the Fund through a broker-dealer or other financial intermediary (such as a bank), BFA or other related companies may pay the intermediary for marketing activities and presentations, educational training programs, conferences, the development of technology platforms and reporting systems or other services related to the sale or promotion of the Fund. These payments may create a conflict of interest by influencing the broker-dealer or other intermediary and your salesperson to recommend the Fund over another investment. Ask your salesperson or visit your financial intermediary’s website for more information.

iSHARES[®] NEW YORK MUNI BOND ETF

Ticker: NYF

Stock Exchange: NYSE Arca

Investment Objective

The iShares New York Muni Bond ETF (the “Fund”) seeks to track the investment results of an index substantially composed of investment-grade municipal bonds issued in the State of New York.

Fees and Expenses

The following table describes the fees and expenses that you will incur if you buy, hold and sell shares of the Fund. The investment advisory agreement between iShares Trust (the “Trust”) and BlackRock Fund Advisors (“BFA”) (the “Investment Advisory Agreement”) provides that BFA will pay all operating expenses of the Fund, except: (i) the management fees, (ii) interest expenses, (iii) taxes, (iv) expenses incurred with respect to the acquisition and disposition of portfolio securities and the execution of portfolio transactions, including brokerage commissions, (v) distribution fees or expenses, and (vi) litigation expenses and any extraordinary expenses.

You may pay other fees, such as brokerage commissions and other fees to financial intermediaries, which are not reflected in the tables and examples below.

Annual Fund Operating Expenses (ongoing expenses that you pay each year as a percentage of the value of your investments) ¹			
<u>Management Fees</u>	<u>Distribution and Service (12b-1) Fees</u>	<u>Other Expenses²</u>	<u>Total Annual Fund Operating Expenses</u>
0.25%	None	0.00%	0.25%

¹ Operating expenses paid by BFA under the Investment Advisory Agreement exclude acquired fund fees and expenses, if any.

² The amount rounded to 0.00%.

Example. This Example is intended to help you compare the cost of owning shares of the Fund with the cost of investing in other funds. The Example assumes that you invest \$10,000 in the Fund for the time periods indicated and then sell all of your shares at the end of those periods. The Example also assumes that your investment has a 5% return each year and that the Fund’s operating expenses remain the same. Although your actual costs may be higher or lower, based on these assumptions, your costs would be:

<u>1 Year</u>	<u>3 Years</u>	<u>5 Years</u>	<u>10 Years</u>
\$26	\$80	\$141	\$318

Portfolio Turnover. The Fund may pay transaction costs, such as commissions, when it buys and sells securities (or “turns over” its portfolio). A higher portfolio turnover rate may indicate higher transaction costs and may result in higher taxes when Fund shares are held in a taxable account. These costs, which are not reflected in the Annual Fund Operating Expenses or in the Example, affect the Fund’s performance. During the most recent fiscal year, the Fund’s portfolio turnover rate was 11% of the average value of its portfolio.

Principal Investment Strategies

The Fund seeks to track the investment results of the ICE® AMT-Free New York Plus Municipal Index (the “Underlying Index”), which generally measures the performance of U.S. dollar denominated investment grade tax-exempt debt publicly issued in the U.S. domestic market by the state of New York and its political subdivisions. The Underlying Index includes a 5% weighting to U.S. dollar denominated investment grade tax-exempt debt publicly issued in the U.S. domestic market by states other than New York and such states’ political subdivisions. As of February 28, 2025, there were 6,640 issues from New York and 20,293 issues from U.S. states excluding New York in the Underlying Index. As of February 28, 2025, a significant portion of the Underlying Index is represented by municipal bonds. The components of the Underlying Index are likely to change over time.

The Underlying Index includes municipal bonds issued in the State of New York (the “State” or “New York”), the interest of which is exempt from Federal income taxes and not subject to alternative minimum tax. Each bond in the Underlying Index must have a rating of at least BBB- by Standard & Poor’s® Global Ratings, a subsidiary of S&P Global, Baa3 by Moody’s Investors Service, Inc., or BBB- by Fitch Ratings, Inc. A bond must be rated by at least one of these three rating agencies in order to qualify for the Underlying Index, and the lowest rating will be used in determining if the bond is investment grade. Each bond in the Underlying Index must be a constituent of an offering where the original offering amount was at least \$20 million and have a minimum par amount (*i.e.*, currently outstanding face value) of \$5 million. In addition, each bond must have a minimum remaining term to final maturity greater than or equal to one calendar month to be included in the Underlying Index. The Underlying Index also includes municipal bonds issued in U.S. states other than New York that are subject to the same selection criteria. The Underlying Index is a market-value weighted index and is subject to a capping methodology that aims at reducing index concentration. The Underlying Index is rebalanced on the last calendar day of the month.

BFA uses an indexing approach to try to achieve the Fund’s investment objective. The Fund does not try to “beat” the index it tracks and does not seek temporary defensive positions when markets decline or appear overvalued.

Indexing may eliminate the chance that the Fund will substantially outperform the Underlying Index but also may reduce some of the risks of active management, such as poor security selection. Indexing seeks to achieve lower costs and better after-tax performance by aiming to keep portfolio turnover low in comparison to actively managed investment companies.

BFA uses a representative sampling indexing strategy to manage the Fund. “Representative sampling” is an indexing strategy that involves investing in a representative sample of securities that collectively has an investment profile similar to that of an applicable underlying index. The securities selected are expected to have, in the aggregate, investment characteristics (based on factors such as market value and industry weightings), fundamental characteristics (such as return variability, duration (*i.e.*, a security’s price sensitivity to a change in interest rates), maturity or credit ratings and yield) and liquidity measures similar to those of an applicable underlying index. The Fund may or may not hold all of the securities in the Underlying Index.

The Fund will invest at least 80% of its assets in the component securities of the Underlying Index, and the Fund will invest at least 90% of its assets in fixed income securities of the types included in the Underlying Index that BFA believes will help the Fund track the Underlying Index. The Fund will invest no more than 10% of its assets in futures, options and swaps contracts that BFA believes will help the Fund track the Underlying Index as well as in fixed income securities other than the types included in the Underlying Index, but which BFA believes will help the Fund track the Underlying Index. Cash and cash equivalent investments associated with a derivative position will be treated as part of that position for the purposes of calculating the percentage of investments included in the Underlying Index. The Fund generally holds municipal bond securities issued by New York and its municipalities whose interest payments are exempt from U.S. federal and New York state income taxes and the federal alternative minimum tax (“AMT”). As of the date of this Prospectus, interest that is exempt from U.S. federal income tax is also exempt from the federal Medicare contribution tax of 3.8% on “net investment income.” In addition, the Fund intends to invest any cash assets in one or more affiliated municipal money market funds, which may be advised by BFA or its affiliates. The Fund seeks to track the investment results of the Underlying Index before fees and expenses of the Fund.

The Underlying Index is sponsored by ICE Data Indices, LLC (the “Index Provider” or “IDI”), which is independent of the Fund and BFA. The Index Provider determines the composition and relative weightings of the securities in the Underlying Index and publishes information regarding the market value of the Underlying Index.

Industry Concentration Policy. The Fund will concentrate its investments (*i.e.*, hold 25% or more of its total assets) in a particular industry or group of industries to approximately the same extent that the Underlying Index is concentrated. For purposes of this limitation, securities of the U.S. government (including its agencies and instrumentalities), repurchase agreements collateralized by U.S. government securities, and securities of state or municipal governments and their political subdivisions are not considered to be issued by members of any industry.

Summary of Principal Risks

As with any investment, you could lose all or part of your investment in the Fund, and the Fund’s performance could trail that of other investments. The Fund is subject to certain risks, including the principal risks noted below any of which may adversely affect the Fund’s net asset value per share (“NAV”),

trading price, yield, total return and ability to meet its investment objective. Certain key risks are prioritized below (with others following in alphabetical order), but the relative significance of any risk is difficult to predict and may change over time. You should review each risk factor carefully.

New York Municipal Securities Risk. Investing in New York municipal securities subjects the Fund to legal, regulatory, fiscal, political, economic and other risks that are specific to New York and its agencies, public authorities and political subdivisions. Unfavorable developments in any economic sector or disruptions in the broader municipal market, among other factors, may adversely impact the Fund's investments.

Municipal Securities Risk. Municipal securities are subject to the risk that the issuer may be unable to pay the instrument's obligations, which would adversely affect the value of the securities. Legal, regulatory, fiscal, political, economic and other developments may also adversely affect the value of municipal securities. When municipal securities depend on a specific revenue source to fund their payment obligations, the value of such securities may fluctuate as a result of actual or anticipated changes in the cash flows from the revenue source or changes in the priority of the municipal obligation to receive the cash flows. If a security loses its tax-exempt status, its value may decline significantly.

The market for municipal bonds may be less liquid than for other types of debt securities, and it may be harder for the Fund to buy and sell municipal bonds, especially on short notice. There may be less publicly available information about the financial condition of municipal security issuers than for issuers of other types of securities. As a result, municipal securities may be more difficult to value accurately. A default or insolvency of certain issuers of municipal bonds may be subject to proceedings that are significantly different from corporate bankruptcy proceedings, and the Fund's ability to recover assets may be limited.

Interest Rate Risk. Interest rate risk refers to the risk of fluctuations in the value of a fixed-income security due to changes in the general level of interest rates. Interest rate changes can be sudden and unpredictable and are influenced by a number of factors, including government policy, monetary policy, inflation expectations, perceptions of risk, and supply and demand for fixed-income securities. An increase in interest rates generally will cause the value of fixed-income securities to decline. Securities with longer maturities generally are more sensitive to interest rate changes and subject to greater fluctuations in value. Changes in interest rates may have unpredictable effects on fixed-income markets and result in heightened volatility and lower liquidity for certain instruments, which may adversely affect a Fund's performance. During periods of very low or negative interest rates, a Fund may be unable to maintain positive returns or pay dividends to shareholders.

Market Risk. The Fund could lose money over short periods due to short-term market movements and over longer periods during more prolonged market downturns. Local, regional or global events such as war, acts of terrorism, pandemics or other public health issues, recessions, the prospect or occurrence of a sovereign default or other financial crisis, or other events could

have a significant impact on the Fund and its investments and could result in increased premiums or discounts to the Fund's NAV.

Index-Related Risk. The Index Provider may rely on various sources of information to assess the criteria of components of the Underlying Index, including information that may be based on assumptions and estimates. Neither the Fund nor BFA can offer assurances that the Index Provider's methodology or sources of information will provide an accurate assessment of included components or will result in the Fund meeting its investment objective. Errors in index data, index computations or the construction of the Underlying Index in accordance with its methodology may occur, and the Index Provider may not identify or correct them promptly or at all, which may have an adverse impact on the Fund and its shareholders. Unusual market conditions or other unforeseen circumstances (such as natural disasters, political unrest or war) may impact the Index Provider or a third-party data provider and could cause the Index Provider to postpone a scheduled rebalance. This could cause the Underlying Index to vary from its normal or expected composition.

Asset Class Risk. The securities and other assets in the Underlying Index or in the Fund's portfolio may underperform in comparison to financial markets generally, a particular financial market, another index, or other asset classes.

Authorized Participant Concentration Risk. An "Authorized Participant" is a member or participant of a clearing agency registered with the SEC, which has a written agreement with the Fund or one of its service providers that allows the Authorized Participant to place orders for the purchase and redemption of creation units ("Creation Units"). Only an Authorized Participant may engage in creation or redemption transactions directly with the Fund. There are a limited number of institutions that may act as Authorized Participants for the Fund, including on an agency basis on behalf of other market participants. No Authorized Participant is obligated to engage in creation or redemption transactions. To the extent that Authorized Participants exit the business or do not place creation or redemption orders for the Fund and no other Authorized Participant places orders, Fund shares are more likely to trade at a premium or discount to NAV and possibly face trading halts or delisting.

Call Risk. During periods of falling interest rates, an issuer of a callable bond held by the Fund may "call" or repay the security before its stated maturity, and the Fund may have to reinvest the proceeds in securities with lower yields, which would result in a decline in the Fund's income, or in securities with greater risks or with other less favorable features.

Concentration Risk. The Fund may be susceptible to an increased risk of loss, including losses due to adverse events that affect the Fund's investments more than the market as a whole, to the extent that the Fund's investments are concentrated in the securities or other assets of one or more issuers, countries or other geographic units, markets, industries, project types, or asset classes.

Credit Risk. Credit risk is the risk that an issuer, guarantor or liquidity provider of a fixed-income security may be unable or unwilling, or may be perceived as unable or unwilling, to make timely principal and/or interest payments or to otherwise honor

its obligations. The credit rating assigned to a security or its issuer does not necessarily reflect the issuer's current financial condition or an investment's volatility or liquidity. An actual or perceived decline in an issuer's creditworthiness may result in a decrease in the value and liquidity of its securities as well as greater price volatility, which may make it difficult to sell the securities. The Fund may be adversely affected if an investment that it holds experiences a downgrade or a default.

Income Risk. The Fund's income may decline due to falling interest rates or other factors. This can occur because the Fund may be required to invest in lower-yielding bonds when a bond in the Fund's portfolio matures, is near maturity, is called or is prepaid, when bonds in the Underlying Index are substituted, or when the Fund otherwise needs to purchase additional bonds. The Index Provider's substitution of bonds in the Underlying Index may occur, for example, when the time to maturity for the bond no longer matches the Underlying Index's stated maturity guidelines.

Issuer Risk. The performance of the Fund depends on the performance of individual securities or other assets to which the Fund has exposure. The value of securities or other assets may decline, or perform differently from the market as a whole, due to changes in the financial condition or credit rating of the issuer or counterparty.

Management Risk. The Fund generally does not attempt to take defensive positions under any market conditions, including declining markets. As the Fund will not fully replicate the Underlying Index and may hold securities or other assets not included in the Underlying Index, it is subject to the risk that the investment strategy of BFA may not produce the intended results. There is no guarantee that the Fund's investment results will have a high degree of correlation to those of the Underlying Index or that the Fund will achieve its investment objective.

Market Trading Risk. The Fund faces numerous market trading risks, including the potential lack of an active market for Fund shares (including through a trading halt), losses from trading in secondary markets, periods of high volatility, and disruptions in the process of creating and redeeming Fund shares. Any of these factors, among others, may lead to the Fund's shares trading in the secondary market at a premium or discount to NAV or to the intraday value of the Fund's portfolio holdings. If you buy Fund shares at a time when the market price is at a premium to NAV or sell Fund shares at a time when the market price is at a discount to NAV, you may pay significantly more or receive significantly less than the underlying value of the Fund shares.

Non-Diversification Risk. The Fund is classified as "non-diversified." This means that, compared with funds that are classified as "diversified," the Fund may invest a greater percentage of its assets in securities or other instruments representing a small number of issuers or counterparties and thus may be more susceptible to the risks associated with these particular issuers or counterparties. As a result, the Fund's performance may depend to a greater extent on the performance of a small number of issuers or counterparties, which may lead to more volatility in the Fund's NAV.

Operational and Technology Risks. The Fund is directly and indirectly susceptible to operational and technology risks,

including those related to human errors, processing errors, communication errors, systems failures, cybersecurity incidents, and the use of artificial intelligence and machine learning ("AI"), which may result in losses for the Fund and its shareholders or may impair the Fund's operations. While the Fund's service providers are required to have appropriate operational, information security and cybersecurity risk management policies and procedures, their methods of risk management may differ from those of the Fund. Operational and technology risks for the issuers in which the Fund invests could also result in material adverse consequences for such issuers and may cause the Fund's investments in such issuers to lose value.

Risk of Investing in the U.S. Investing in U.S. issuers subjects the Fund to legal, regulatory, political, currency, security, and economic risks that are specific to the U.S. Certain changes in the U.S., such as a weakening of the U.S. economy or a decline in its financial markets, may have an adverse effect on U.S. issuers.

Tax Risk. There is no guarantee that the Fund's income will be exempt from U.S. federal, state or local income taxes, the federal AMT or the federal Medicare contribution tax of 3.8% on "net investment income." Neither BFA nor the Fund guarantees that an opinion from bond counsel about a security's tax-exempt status is correct, and there is no assurance that the Internal Revenue Service ("IRS") will agree with the bond counsel's opinion. Events occurring after a municipal bond is issued or acquired by a Fund may result in a determination that the bond's interest is includible in gross income, retroactively to the bond's date of issuance, for purposes of U.S. federal income taxes, the federal AMT or the federal Medicare contribution tax. The interest on money market instruments, other cash equivalents and derivatives held by a Fund may be subject to federal, state and local income taxes and the federal Medicare contribution tax.

Tracking Error Risk. The Fund may be subject to "tracking error," which is the divergence of the Fund's performance from that of the Underlying Index. Tracking error may occur due to a number of factors, including differences between the securities and other assets held in the Fund's portfolio and those included in the Underlying Index; differences in the timing and methodologies used to value securities and other assets; transaction costs and other expenses incurred by the Fund that the Underlying Index does not incur; the Fund's holding of uninvested cash; differences in the timing of the accrual or the valuation of dividends or interest received by the Fund or distributions paid to Fund shareholders; tax gains or losses; the requirements for the Fund to maintain pass-through tax treatment; portfolio transactions carried out to minimize the distribution of capital gains to shareholders; the acceptance of custom baskets; changes to the Underlying Index; and impacts to the Fund of complying with certain regulatory requirements or limits. Tracking error risk may be heightened during times of increased market volatility or other unusual market conditions. A Fund that tracks an index where municipal bonds are an investment focus may experience higher tracking error than ETFs that do not track such indexes.

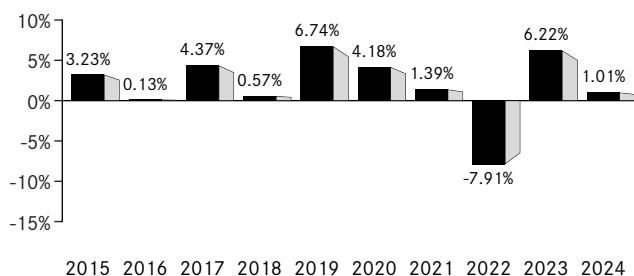
Valuation Risk. The price that the Fund could receive upon the sale (or other disposition) of a security or other asset may differ from the Fund's valuation of the security or other asset, particularly for securities or other assets that trade in low volume or volatile markets or that are valued using a fair value methodology. The price received by the Fund also may differ from the value used by the Underlying Index. In addition, the value of the securities or other assets in the Fund's portfolio may change on days or during time periods when investors are not able to

purchase or sell Fund shares. Authorized Participants that create or redeem Fund shares on days when the Fund is holding fair-valued securities or other assets may receive fewer or more shares, or lower or higher redemption proceeds, than they would have received had the securities or other assets not been fair valued or been valued using a different methodology. The ability to value investments may be impacted by technological issues or errors by pricing services or other third-party service providers.

Performance Information

The performance information below illustrates how the Fund's performance has varied over different periods and provides some indication of the risks of investing in the Fund. The bar chart shows how the performance of the Fund has varied from one calendar year to another over the periods shown. The table compares the Fund's performance to that of an appropriate broad-based securities market index and the Underlying Index. Fund returns assume the reinvestment of any dividends and distributions. The Fund's returns reflect the impact of any agreements to waive or reimburse expenses, which would reduce performance if not in effect. Past performance (before and after taxes) does not necessarily indicate how the Fund will perform in the future. Updated performance information, including the Fund's current NAV, may be obtained by visiting www.iShares.com or by calling 1-800-iShares (1-800-474-2737) (toll free).

Calendar Year-by-Year Returns



	<u>Return (%)</u>	<u>Period Ended</u>
Calendar Year-to-Date Return	-0.71%	March 31, 2025
During the periods shown in the chart:		
Best Quarter	7.34%	December 31, 2023
Worst Quarter	-5.74%	March 31, 2022

Average Annual Total Returns (for the periods ended December 31, 2024)

	<u>One Year</u>	<u>Five Years</u>	<u>Ten Years</u>
(Inception Date: 10/4/2007)			
Return Before Taxes	1.01%	0.86%	1.91%
Return After Taxes on Distributions	1.00%	0.85%	1.91%
Return After Taxes on Distributions and Sale of Fund Shares	1.72%	1.17%	2.01%
ICE AMT-Free US National Municipal Index¹ (Returns do not reflect deductions for fees, expenses or taxes)	1.23%	1.05%	2.13%
ICE AMT-Free New York Plus Municipal Index² (Returns do not reflect deductions for fees, expenses or taxes)	1.17%	1.00%	2.10%

¹ The Fund has added this broad-based index in response to new regulatory requirements.

² Index returns through September 14, 2021 reflect the performance of the S&P New York AMT-Free Municipal Bond Index. Index returns beginning on September 15, 2021 reflect the performance of the ICE AMT-Free New York Plus Municipal Index, which, effective as of September 15, 2021, replaced the S&P New York AMT-Free Municipal Bond Index as the Underlying Index of the Fund.

After-tax returns in the table above are calculated using the historical highest individual U.S. federal marginal income tax rates and do not reflect the impact of state or local taxes. Actual after-tax returns depend on an investor's tax situation and may differ from those shown, and after-tax returns shown are not relevant to tax-exempt investors or investors who hold shares through tax-deferred arrangements, such as 401(k) plans or individual retirement accounts ("IRAs"). Fund returns after taxes on distributions and sales of Fund shares are calculated assuming that an investor has sufficient capital gains of the same character from other investments to offset any capital losses from the sales of Fund shares. As a result, Fund returns after taxes on distributions and sales of Fund shares may exceed Fund returns before taxes and/or returns after taxes on distributions.

Management

Investment Adviser. BlackRock Fund Advisors.

Portfolio Managers. James Mauro and Karen Uyehara (the “Portfolio Managers”) are primarily responsible for the day-to-day management of the Fund. Each Portfolio Manager supervises a portfolio management team. Mr. Mauro and Ms. Uyehara have been Portfolio Managers of the Fund since 2011 and 2021, respectively.

Purchase and Sale of Fund Shares

The Fund is an exchange-traded fund (commonly referred to as an “ETF”). Individual shares of the Fund may only be bought and sold in the secondary market through a broker-dealer. Because ETF shares trade at market prices rather than at NAV, shares may trade at a price greater than NAV (a premium) or less than NAV (a discount). An investor may incur costs attributable to the difference between the highest price a buyer is willing to pay to purchase shares of the Fund (bid) and the lowest price a seller is willing to accept for shares of the Fund (ask) when buying or selling shares in the secondary market (the “bid-ask spread”).

Tax Information

The Fund intends to make distributions primarily from net tax-exempt income, although distributions of taxable capital gains may also occur. **The Fund is generally not an appropriate investment for a 401(k) plan or an IRA.** Please consult your personal tax advisor.

Payments to Broker-Dealers and Other Financial Intermediaries

If you purchase shares of the Fund through a broker-dealer or other financial intermediary (such as a bank), BFA or other related companies may pay the intermediary for marketing activities and presentations, educational training programs, conferences, the development of technology platforms and reporting systems or other services related to the sale or promotion of the Fund. These payments may create a conflict of interest by influencing the broker-dealer or other intermediary and your salesperson to recommend the Fund over another investment. Ask your salesperson or visit your financial intermediary’s website for more information.

iSHARES[®] SHORT TREASURY BOND ETF

Ticker: SHV

Stock Exchange: Nasdaq

Investment Objective

The iShares Short Treasury Bond ETF (the “Fund”) seeks to track the investment results of an index composed of U.S. Treasury bonds with remaining maturities of one year or less.

Fees and Expenses

The following table describes the fees and expenses that you will incur if you buy, hold and sell shares of the Fund. The investment advisory agreement between iShares Trust (the “Trust”) and BlackRock Fund Advisors (“BFA”) (the “Investment Advisory Agreement”) provides that BFA will pay all operating expenses of the Fund, except: (i) the management fees, (ii) interest expenses, (iii) taxes, (iv) expenses incurred with respect to the acquisition and disposition of portfolio securities and the execution of portfolio transactions, including brokerage commissions, (v) distribution fees or expenses, and (vi) litigation expenses and any extraordinary expenses.

The Fund may incur “Acquired Fund Fees and Expenses.” Acquired Fund Fees and Expenses reflect the Fund’s pro rata share of the fees and expenses incurred indirectly by the Fund as a result of investing in other investment companies. The impact of Acquired Fund Fees and Expenses is included in the Fund’s total return but is not included in the Fund’s ratio of expenses to average net assets. Both figures are shown in the Financial Highlights section of the Fund’s prospectus (the “Prospectus”). BFA, the investment adviser to the Fund, has contractually agreed to waive a portion of its management fees in an amount equal to the Acquired Fund Fees and Expenses, if any, attributable to investments by the Fund in other funds advised by BFA, or its affiliates, through June 30, 2026. The contractual waiver may be terminated prior to June 30, 2026 only upon written agreement of the Trust and BFA.

You may pay other fees, such as brokerage commissions and other fees to financial intermediaries, which are not reflected in the tables and examples below.

Annual Fund Operating Expenses
(ongoing expenses that you pay each year as a
percentage of the value of your investments)¹

<u>Management Fees</u>	<u>Distribution and Service (12b-1) Fees</u>	<u>Other Expenses²</u>	<u>Acquired Fund Fees and Expenses²</u>	<u>Total Annual Fund Operating Expenses</u>	<u>Fee Waiver and/or Expense Reimbursement²</u>	<u>Total Annual Fund Operating Expenses After Fee Waiver and/or Expense Reimbursement</u>
0.15%	None	0.00%	0.00%	0.15%	(0.00)%	0.15%

¹ Operating expenses paid by BFA under the Investment Advisory Agreement exclude Acquired Fund Fees and Expenses, if any.

² The amount rounded to 0.00%.

Example. This Example is intended to help you compare the cost of owning shares of the Fund with the cost of investing in other funds. The Example assumes that you invest \$10,000 in the Fund for the time periods indicated and then sell all of your shares at the end of those periods. The Example also assumes that your investment has a 5% return each year and that the Fund’s operating expenses remain the same. Although your actual costs may be higher or lower, based on these assumptions, your costs would be:

<u>1 Year</u>	<u>3 Years</u>	<u>5 Years</u>	<u>10 Years</u>
\$15	\$48	\$85	\$192

Portfolio Turnover. The Fund may pay transaction costs, such as commissions, when it buys and sells securities (or “turns over” its portfolio). A higher portfolio turnover rate may indicate higher transaction costs and may result in higher taxes when Fund shares are held in a taxable account. These costs, which are not reflected in the Annual Fund Operating Expenses or in the Example, affect the Fund’s performance. During the most recent fiscal year, the Fund’s portfolio turnover rate was 139% of the average value of its portfolio.

Principal Investment Strategies

The Fund seeks to track the investment results of the ICE® Short US Treasury Securities Index (the “Underlying Index”), which measures the performance of public obligations of the U.S. Treasury that have a remaining maturity of less than or equal to one year. Under normal circumstances, the Fund will seek to maintain a weighted average maturity of less than one year. Weighted average maturity is the U.S. dollar weighted average of the remaining term to maturity of the underlying securities in the Fund’s portfolio. As of February 28, 2025, there were 104 components in the Underlying Index.

The Underlying Index is market value-weighted based on amounts outstanding of issuances consisting of publicly issued U.S. Treasury securities that have a remaining term to final maturity of less than or equal to one year as of the rebalance date and \$1 billion or more of outstanding face value, excluding amounts held by the Federal Reserve System Open Market Account. In addition, the securities in the Underlying Index must have a fixed coupon schedule and be denominated in U.S. dollars. Excluded from the Underlying Index are inflation-linked debt and zero-coupon bonds that have been stripped from coupon-paying bonds (e.g., Separate Trading of Registered Interest and Principal of Securities). However, the amounts outstanding of qualifying coupon securities in the Underlying Index are not reduced by any individual components of such securities (i.e., coupon or principal) that have been stripped after inclusion in the Underlying Index. The Underlying Index is rebalanced on the last calendar day of each month.

BFA uses an indexing approach to try to achieve the Fund’s investment objective. The Fund does not try to “beat” the index it tracks and does not seek temporary defensive positions when markets decline or appear overvalued.

Indexing may eliminate the chance that the Fund will substantially outperform the Underlying Index but also may reduce some of the risks of active management, such as poor security selection. Indexing seeks to achieve lower costs and better after-tax performance by aiming to keep portfolio turnover low in comparison to actively managed investment companies.

BFA uses a representative sampling indexing strategy to manage the Fund. “Representative sampling” is an indexing strategy that involves investing in a representative sample of securities that collectively has an investment profile similar to that of an applicable underlying index. The securities selected are expected to have, in the aggregate, investment characteristics (based on factors such as market value and industry weightings), fundamental characteristics (such as return variability, duration (i.e., a security’s price sensitivity to a change in interest rates), maturity or credit ratings and yield) and liquidity measures similar

to those of an applicable underlying index. The Fund may or may not hold all of the securities in the Underlying Index.

The Fund will invest at least 80% of its assets in the component securities of the Underlying Index, and the Fund will invest at least 90% of its assets in U.S. Treasury securities that BFA believes will help the Fund track the Underlying Index. The Fund will invest no more than 10% of its assets in futures, options and swaps contracts that BFA believes will help the Fund track the Underlying Index. Cash and cash equivalent investments associated with a derivative position will be treated as part of that position for the purposes of calculating the percentage of investments included in the Underlying Index. The Fund seeks to track the investment results of the Underlying Index before fees and expenses of the Fund.

The Fund may lend securities representing up to one-third of the value of the Fund’s total assets (including the value of any collateral received).

The Underlying Index is sponsored by ICE Data Indices, LLC (the “Index Provider” or “IDI”), which is independent of the Fund and BFA. The Index Provider determines the composition and relative weightings of the securities in the Underlying Index and publishes information regarding the market value of the Underlying Index.

Summary of Principal Risks

As with any investment, you could lose all or part of your investment in the Fund, and the Fund’s performance could trail that of other investments. The Fund is subject to certain risks, including the principal risks noted below any of which may adversely affect the Fund’s net asset value per share (“NAV”), trading price, yield, total return and ability to meet its investment objective. Certain key risks are prioritized below (with others following in alphabetical order), but the relative significance of any risk is difficult to predict and may change over time. You should review each risk factor carefully.

U.S. Treasury Obligations Risk. U.S. Treasury obligations may differ from other securities in their interest rates, maturities, times of issuance and other characteristics and may provide relatively lower returns than those of other securities. Changes in the U.S. government’s financial condition or credit rating may cause the value of U.S. Treasury obligations to decline. Direct obligations of the U.S. Treasury have historically involved little risk of loss of principal if held to maturity, but the market value of such securities is not guaranteed and may fluctuate. Although U.S. Treasury obligations are backed by the full faith and credit of the United States, circumstances could arise that could prevent the timely payment of interest or principal.

Interest Rate Risk. Interest rate risk refers to the risk of fluctuations in the value of a fixed-income security due to changes in the general level of interest rates. Interest rate changes can be sudden and unpredictable and are influenced by a number of factors, including government policy, monetary policy, inflation expectations, perceptions of risk, and supply and demand for fixed-income securities. An increase in interest rates generally will cause the value of fixed-income securities to decline. Securities with longer maturities generally are more sensitive to interest rate changes and subject to greater fluctuations in value. Changes in interest rates may have unpredictable effects on fixed-income

markets and result in heightened volatility and lower liquidity for certain instruments, which may adversely affect a Fund's performance. During periods of very low or negative interest rates, a Fund may be unable to maintain positive returns or pay dividends to shareholders.

Market Risk. The Fund could lose money over short periods due to short-term market movements and over longer periods during more prolonged market downturns. Local, regional or global events such as war, acts of terrorism, pandemics or other public health issues, recessions, the prospect or occurrence of a sovereign default or other financial crisis, or other events could have a significant impact on the Fund and its investments and could result in increased premiums or discounts to the Fund's NAV.

Index-Related Risk. The Index Provider may rely on various sources of information to assess the criteria of components of the Underlying Index, including information that may be based on assumptions and estimates. Neither the Fund nor BFA can offer assurances that the Index Provider's methodology or sources of information will provide an accurate assessment of included components or will result in the Fund meeting its investment objective. Errors in index data, index computations or the construction of the Underlying Index in accordance with its methodology may occur, and the Index Provider may not identify or correct them promptly or at all, which may have an adverse impact on the Fund and its shareholders. Unusual market conditions or other unforeseen circumstances (such as natural disasters, political unrest or war) may impact the Index Provider or a third-party data provider and could cause the Index Provider to postpone a scheduled rebalance. This could cause the Underlying Index to vary from its normal or expected composition.

Asset Class Risk. The securities and other assets in the Underlying Index or in the Fund's portfolio may underperform in comparison to financial markets generally, a particular financial market, another index, or other asset classes.

Authorized Participant Concentration Risk. An "Authorized Participant" is a member or participant of a clearing agency registered with the SEC, which has a written agreement with the Fund or one of its service providers that allows the Authorized Participant to place orders for the purchase and redemption of creation units ("Creation Units"). Only an Authorized Participant may engage in creation or redemption transactions directly with the Fund. There are a limited number of institutions that may act as Authorized Participants for the Fund, including on an agency basis on behalf of other market participants. No Authorized Participant is obligated to engage in creation or redemption transactions. To the extent that Authorized Participants exit the business or do not place creation or redemption orders for the Fund and no other Authorized Participant places orders, Fund shares are more likely to trade at a premium or discount to NAV and possibly face trading halts or delisting.

Concentration Risk. The Fund may be susceptible to an increased risk of loss, including losses due to adverse events that affect the Fund's investments more than the market as a whole, to the extent that the Fund's investments are concentrated in the securities or other assets of one or more issuers, countries or other geographic units, markets, industries, project types, or asset classes.

High Portfolio Turnover Risk. High portfolio turnover is considered by the Fund to mean turnover of greater than 100% annually. Portfolio turnover (*i.e.*, the sale of securities or other assets and reinvestment in other securities or assets) generally involves transaction costs to the Fund, including brokerage commissions, dealer mark-ups and other costs. In addition, the sale of securities by the Fund may result in the realization of taxable capital gains, including short-term capital gains. Higher portfolio turnover may cause the Fund to incur additional transaction costs, which have the effect of reducing the Fund's investment return, and may result in different tax consequences for shareholders compared to a fund with lower portfolio turnover.

Income Risk. The Fund's income may decline due to falling interest rates or other factors. This can occur because the Fund may be required to invest in lower-yielding bonds when a bond in the Fund's portfolio matures, is near maturity, is called or is prepaid, when bonds in the Underlying Index are substituted, or when the Fund otherwise needs to purchase additional bonds. The Index Provider's substitution of bonds in the Underlying Index may occur, for example, when the time to maturity for the bond no longer matches the Underlying Index's stated maturity guidelines.

Issuer Risk. The performance of the Fund depends on the performance of individual securities or other assets to which the Fund has exposure. The value of securities or other assets may decline, or perform differently from the market as a whole, due to changes in the financial condition or credit rating of the issuer or counterparty.

Management Risk. The Fund generally does not attempt to take defensive positions under any market conditions, including declining markets. As the Fund will not fully replicate the Underlying Index and may hold securities or other assets not included in the Underlying Index, it is subject to the risk that the investment strategy of BFA may not produce the intended results. There is no guarantee that the Fund's investment results will have a high degree of correlation to those of the Underlying Index or that the Fund will achieve its investment objective.

Market Trading Risk. The Fund faces numerous market trading risks, including the potential lack of an active market for Fund shares (including through a trading halt), losses from trading in secondary markets, periods of high volatility, and disruptions in the process of creating and redeeming Fund shares. Any of these factors, among others, may lead to the Fund's shares trading in the secondary market at a premium or discount to NAV or to the intraday value of the Fund's portfolio holdings. If you buy Fund shares at a time when the market price is at a premium to NAV or sell Fund shares at a time when the market price is at a discount to NAV, you may pay significantly more or receive significantly less than the underlying value of the Fund shares.

Operational and Technology Risks. The Fund is directly and indirectly susceptible to operational and technology risks, including those related to human errors, processing errors, communication errors, systems failures, cybersecurity incidents, and the use of artificial intelligence and machine learning ("AI"), which may result in losses for the Fund and its shareholders or may impair the Fund's operations. While the Fund's service providers are required to have appropriate operational, information security and cybersecurity risk management policies and procedures, their methods of risk management may differ

from those of the Fund. Operational and technology risks for the issuers in which the Fund invests could also result in material adverse consequences for such issuers and may cause the Fund's investments in such issuers to lose value.

Risk of Investing in the U.S. Investing in U.S. issuers subjects the Fund to legal, regulatory, political, currency, security, and economic risks that are specific to the U.S. Certain changes in the U.S., such as a weakening of the U.S. economy or a decline in its financial markets, may have an adverse effect on U.S. issuers.

Securities Lending Risk. The Fund may engage in securities lending. Securities lending involves the risk that the Fund may lose money because the borrower of the loaned securities fails to return the securities in a timely manner or at all. The Fund could also lose money in the event of a decline in the value of collateral provided for loaned securities or a decline in the value of any investments made with cash collateral. These events could also trigger adverse tax consequences for the Fund.

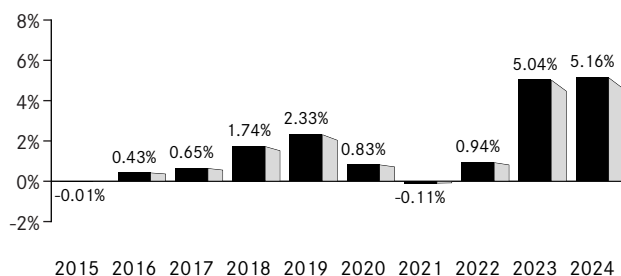
Tracking Error Risk. The Fund may be subject to "tracking error," which is the divergence of the Fund's performance from that of

the Underlying Index. Tracking error may occur due to a number of factors, including differences between the securities and other assets held in the Fund's portfolio and those included in the Underlying Index; differences in the timing and methodologies used to value securities and other assets; transaction costs and other expenses incurred by the Fund that the Underlying Index does not incur; the Fund's holding of uninvested cash; differences in the timing of the accrual or the valuation of dividends or interest received by the Fund or distributions paid to Fund shareholders; tax gains or losses; the requirements for the Fund to maintain pass-through tax treatment; portfolio transactions carried out to minimize the distribution of capital gains to shareholders; the acceptance of custom baskets; changes to the Underlying Index; and impacts to the Fund of complying with certain regulatory requirements or limits. Tracking error risk may be heightened during times of increased market volatility or other unusual market conditions.

Performance Information

The performance information below illustrates how the Fund's performance has varied over different periods and provides some indication of the risks of investing in the Fund. The bar chart shows how the performance of the Fund has varied from one calendar year to another over the periods shown. The table compares the Fund's performance to that of an appropriate broad-based securities market index and the Underlying Index. Fund returns assume the reinvestment of any dividends and distributions. The Fund's returns reflect the impact of any agreements to waive or reimburse expenses, which would reduce performance if not in effect. Past performance (before and after taxes) does not necessarily indicate how the Fund will perform in the future. Updated performance information, including the Fund's current NAV, may be obtained by visiting www.iShares.com or by calling 1-800-iShares (1-800-474-2737) (toll free).

Calendar Year-by-Year Returns



	<u>Return (%)</u>	<u>Period Ended</u>
Calendar Year-to-Date Return	1.01%	March 31, 2025
During the periods shown in the chart:		
Best Quarter	1.43%	September 30, 2024
Worst Quarter	-0.15%	March 31, 2022

Average Annual Total Returns (for the periods ended December 31, 2024)

	<u>One Year</u>	<u>Five Years</u>	<u>Ten Years</u>
(Inception Date: 1/5/2007)			
Return Before Taxes	5.16%	2.34%	1.68%
Return After Taxes on Distributions	3.03%	1.36%	0.99%
Return After Taxes on Distributions and Sale of Fund Shares	3.02%	1.37%	0.99%
ICE BofA US Broad Market Index¹ (Returns do not reflect deductions for fees, expenses or taxes)	1.47%	-0.34%	1.37%
ICE Short US Treasury Securities Index² (Returns do not reflect deductions for fees, expenses or taxes)	4.53%	2.17%	1.67%

¹ The Fund has added this broad-based index in response to new regulatory requirements.

² Index returns through June 30, 2016 reflect the performance of the Bloomberg U.S. Short Treasury Bond Index. Index returns beginning on July 1, 2016 through April 30, 2020 reflect the performance of the ICE U.S. Treasury Short Bond Index. Index returns from May 1, 2020 through February 28, 2021 reflect the standard pricing variant of the ICE Short US Treasury Securities Index, which utilized pricing as of 3pm. Index returns from March 1, 2021 through November 30, 2023 reflect the performance of the 4pm pricing variant of the ICE Short US Treasury Securities Index. Index returns beginning on December 1, 2023 reflect the performance of the standard pricing variant of the ICE Short US Treasury Securities Index, which now utilizes pricing as of 4pm, and resulted in a discontinuation of the 4pm pricing variant.

After-tax returns in the table above are calculated using the historical highest individual U.S. federal marginal income tax rates and do not reflect the impact of state or local taxes. Actual after-tax returns depend on an investor's tax situation and may differ from those shown, and after-tax returns shown are not relevant to tax-exempt investors or investors who hold shares through tax-deferred arrangements, such as 401(k) plans or individual retirement accounts ("IRAs"). Fund returns after taxes on distributions and sales of Fund shares are calculated assuming that an investor has sufficient capital gains of the same character from other investments to offset any capital losses from the sales of Fund shares. As a result, Fund returns after taxes on distributions and sales of Fund shares may exceed Fund returns before taxes and/or returns after taxes on distributions.

Management

Investment Adviser. BlackRock Fund Advisors.

Portfolio Managers. James Mauro and Karen Uyehara (the “Portfolio Managers”) are primarily responsible for the day-to-day management of the Fund. Each Portfolio Manager supervises a portfolio management team. Mr. Mauro and Ms. Uyehara have been Portfolio Managers of the Fund since 2011 and 2021, respectively.

Purchase and Sale of Fund Shares

The Fund is an exchange-traded fund (commonly referred to as an “ETF”). Individual shares of the Fund may only be bought and sold in the secondary market through a broker-dealer. Because ETF shares trade at market prices rather than at NAV, shares may trade at a price greater than NAV (a premium) or less than NAV (a discount). An investor may incur costs attributable to the difference between the highest price a buyer is willing to pay to purchase shares of the Fund (bid) and the lowest price a seller is willing to accept for shares of the Fund (ask) when buying or selling shares in the secondary market (the “bid-ask spread”).

Tax Information

The Fund intends to make distributions that may be taxable to you as ordinary income or capital gains, unless you are investing through a tax-deferred arrangement such as a 401(k) plan or an IRA, in which case, your distributions generally will be taxed when withdrawn. Certain states and localities may exempt from tax distributions attributable to interest from U.S. federal government obligations.

Payments to Broker-Dealers and Other Financial Intermediaries

If you purchase shares of the Fund through a broker-dealer or other financial intermediary (such as a bank), BFA or other related companies may pay the intermediary for marketing activities and presentations, educational training programs, conferences, the development of technology platforms and reporting systems or other services related to the sale or promotion of the Fund. These payments may create a conflict of interest by influencing the broker-dealer or other intermediary and your salesperson to recommend the Fund over another investment. Ask your salesperson or visit your financial intermediary’s website for more information.

iSHARES[®] SHORT-TERM NATIONAL MUNI BOND ETF

Ticker: SUB

Stock Exchange: NYSE Arca

Investment Objective

The iShares Short-Term National Muni Bond ETF (the “Fund”) seeks to track the investment results of an index composed of investment-grade U.S. municipal bonds with remaining maturities between one month and five years.

Fees and Expenses

The following table describes the fees and expenses that you will incur if you buy, hold and sell shares of the Fund. The investment advisory agreement between iShares Trust (the “Trust”) and BlackRock Fund Advisors (“BFA”) (the “Investment Advisory Agreement”) provides that BFA will pay all operating expenses of the Fund, except: (i) the management fees, (ii) interest expenses, (iii) taxes, (iv) expenses incurred with respect to the acquisition and disposition of portfolio securities and the execution of portfolio transactions, including brokerage commissions, (v) distribution fees or expenses, and (vi) litigation expenses and any extraordinary expenses.

You may pay other fees, such as brokerage commissions and other fees to financial intermediaries, which are not reflected in the tables and examples below.

Annual Fund Operating Expenses (ongoing expenses that you pay each year as a percentage of the value of your investments) ¹			
<u>Management Fees</u>	<u>Distribution and Service (12b-1) Fees</u>	<u>Other Expenses²</u>	<u>Total Annual Fund Operating Expenses</u>
0.07%	None	0.00%	0.07%

¹ Operating expenses paid by BFA under the Investment Advisory Agreement exclude acquired fund fees and expenses, if any.

² The amount rounded to 0.00%.

Example. This Example is intended to help you compare the cost of owning shares of the Fund with the cost of investing in other funds. The Example assumes that you invest \$10,000 in the Fund for the time periods indicated and then sell all of your shares at the end of those periods. The Example also assumes that your investment has a 5% return each year and that the Fund’s operating expenses remain the same. Although your actual costs may be higher or lower, based on these assumptions, your costs would be:

<u>1 Year</u>	<u>3 Years</u>	<u>5 Years</u>	<u>10 Years</u>
\$7	\$23	\$40	\$90

Portfolio Turnover. The Fund may pay transaction costs, such as commissions, when it buys and sells securities (or “turns over” its portfolio). A higher portfolio turnover rate may indicate higher transaction costs and may result in higher taxes when Fund shares are held in a taxable account. These costs, which are not reflected in the Annual Fund Operating Expenses or in the Example, affect the Fund’s performance. During the most recent fiscal year, the Fund’s portfolio turnover rate was 30% of the average value of its portfolio.

Principal Investment Strategies

The Fund seeks to track the investment results of the ICE® Short Maturity AMT-Free US National Municipal Index (the “Underlying Index”), which measures the performance of short maturity U.S. dollar denominated investment grade tax-exempt debt publicly issued in the U.S. domestic market by U.S. states and their political subdivisions. As of February 28, 2025, there were 21,200 issues in the Underlying Index. As of February 28, 2025, a significant portion of the Underlying Index is represented by municipal bonds. The components of the Underlying Index are likely to change over time.

The Underlying Index includes municipal bonds, the interest of which is exempt from Federal income taxes and not subject to alternative minimum tax. Each bond in the Underlying Index must have a rating of at least BBB- by Standard & Poor’s® Global Ratings, a subsidiary of S&P Global, Baa3 by Moody’s Investors Service, Inc., or BBB- by Fitch Ratings, Inc. A bond must be rated by at least one of these three rating agencies in order to qualify for the Underlying Index, and the lowest rating will be used in determining if the bond is investment grade. Each bond in the Underlying Index must be a constituent of an offering where the original offering amount was at least \$50 million and have a minimum par amount (*i.e.*, currently outstanding face value) of \$5 million. In addition, each bond must have a remaining term to final maturity that is less than five years and greater than or equal to one calendar month to be included in the Underlying Index. The Underlying Index is a market-value weighted index and is subject to a capping methodology that aims at reducing index concentration. The Underlying Index is rebalanced on the last calendar day of the month. Under normal circumstances, the Fund will seek to maintain a weighted average maturity that is less than three years. Weighted average maturity is a U.S. dollar-weighted average of the remaining term to maturity of the underlying securities in the Fund’s portfolio.

BFA uses an indexing approach to try to achieve the Fund’s investment objective. The Fund does not try to “beat” the index it tracks and does not seek temporary defensive positions when markets decline or appear overvalued.

Indexing may eliminate the chance that the Fund will substantially outperform the Underlying Index but also may reduce some of the risks of active management, such as poor security selection. Indexing seeks to achieve lower costs and better after-tax performance by aiming to keep portfolio turnover low in comparison to actively managed investment companies.

BFA uses a representative sampling indexing strategy to manage the Fund. “Representative sampling” is an indexing strategy that involves investing in a representative sample of securities that collectively has an investment profile similar to that of an applicable underlying index. The securities selected are expected

to have, in the aggregate, investment characteristics (based on factors such as market value and industry weightings), fundamental characteristics (such as return variability, duration (*i.e.*, a security’s price sensitivity to a change in interest rates), maturity or credit ratings and yield) and liquidity measures similar to those of an applicable underlying index. The Fund may or may not hold all of the securities in the Underlying Index.

The Fund will invest at least 80% of its assets in the component securities of the Underlying Index, and the Fund will invest at least 90% of its assets in fixed income securities of the types included in the Underlying Index that BFA believes will help the Fund track the Underlying Index. The Fund will invest no more than 10% of its assets in futures, options and swaps contracts that BFA believes will help the Fund track the Underlying Index as well as in fixed income securities other than the types included in the Underlying Index, but which BFA believes will help the Fund track the Underlying Index. Cash and cash equivalent investments associated with a derivative position will be treated as part of that position for the purposes of calculating the percentage of investments included in the Underlying Index. The Fund will generally hold municipal bond securities issued by state and local municipalities whose interest payments are exempt from U.S. federal income taxes and the federal alternative minimum tax (“AMT”). As of the date of this Prospectus, interest that is exempt from U.S. federal income tax is also exempt from the federal Medicare contribution tax of 3.8% on “net investment income.” In addition, the Fund intends to invest any cash assets in one or more affiliated municipal money market funds, which may be advised by BFA or its affiliates. The Fund seeks to track the investment results of the Underlying Index before fees and expenses of the Fund.

The Underlying Index is sponsored by ICE Data Indices, LLC (the “Index Provider” or “IDI”), which is independent of the Fund and BFA. The Index Provider determines the composition and relative weightings of the securities in the Underlying Index and publishes information regarding the market value of the Underlying Index.

Industry Concentration Policy. The Fund will concentrate its investments (*i.e.*, hold 25% or more of its total assets) in a particular industry or group of industries to approximately the same extent that the Underlying Index is concentrated. For purposes of this limitation, securities of the U.S. government (including its agencies and instrumentalities), repurchase agreements collateralized by U.S. government securities, and securities of state or municipal governments and their political subdivisions are not considered to be issued by members of any industry.

Summary of Principal Risks

As with any investment, you could lose all or part of your investment in the Fund, and the Fund’s performance could trail that of other investments. The Fund is subject to certain risks, including the principal risks noted below any of which may adversely affect the Fund’s net asset value per share (“NAV”), trading price, yield, total return and ability to meet its investment objective. Certain key risks are prioritized below (with others following in alphabetical order), but the relative significance of any risk is difficult to predict and may change over time. You should review each risk factor carefully.

Municipal Securities Risk. Municipal securities are subject to the risk that the issuer may be unable to pay the instrument's obligations, which would adversely affect the value of the securities. Legal, regulatory, fiscal, political, economic and other developments may also adversely affect the value of municipal securities. When municipal securities depend on a specific revenue source to fund their payment obligations, the value of such securities may fluctuate as a result of actual or anticipated changes in the cash flows from the revenue source or changes in the priority of the municipal obligation to receive the cash flows. If a security loses its tax-exempt status, its value may decline significantly.

The market for municipal bonds may be less liquid than for other types of debt securities, and it may be harder for the Fund to buy and sell municipal bonds, especially on short notice. There may be less publicly available information about the financial condition of municipal security issuers than for issuers of other types of securities. As a result, municipal securities may be more difficult to value accurately. A default or insolvency of certain issuers of municipal bonds may be subject to proceedings that are significantly different from corporate bankruptcy proceedings, and the Fund's ability to recover assets may be limited.

Risk of Investing in the U.S. Investing in U.S. issuers subjects the Fund to legal, regulatory, political, currency, security, and economic risks that are specific to the U.S. Certain changes in the U.S., such as a weakening of the U.S. economy or a decline in its financial markets, may have an adverse effect on U.S. issuers.

Interest Rate Risk. Interest rate risk refers to the risk of fluctuations in the value of a fixed-income security due to changes in the general level of interest rates. Interest rate changes can be sudden and unpredictable and are influenced by a number of factors, including government policy, monetary policy, inflation expectations, perceptions of risk, and supply and demand for fixed-income securities. An increase in interest rates generally will cause the value of fixed-income securities to decline. Securities with longer maturities generally are more sensitive to interest rate changes and subject to greater fluctuations in value. Changes in interest rates may have unpredictable effects on fixed-income markets and result in heightened volatility and lower liquidity for certain instruments, which may adversely affect a Fund's performance. During periods of very low or negative interest rates, a Fund may be unable to maintain positive returns or pay dividends to shareholders.

Market Risk. The Fund could lose money over short periods due to short-term market movements and over longer periods during more prolonged market downturns. Local, regional or global events such as war, acts of terrorism, pandemics or other public health issues, recessions, the prospect or occurrence of a sovereign default or other financial crisis, or other events could have a significant impact on the Fund and its investments and could result in increased premiums or discounts to the Fund's NAV.

Index-Related Risk. The Index Provider may rely on various sources of information to assess the criteria of components of the Underlying Index, including information that may be based on assumptions and estimates. Neither the Fund nor BFA can offer assurances that the Index Provider's methodology or sources of information will provide an accurate assessment of included

components or will result in the Fund meeting its investment objective. Errors in index data, index computations or the construction of the Underlying Index in accordance with its methodology may occur, and the Index Provider may not identify or correct them promptly or at all, which may have an adverse impact on the Fund and its shareholders. Unusual market conditions or other unforeseen circumstances (such as natural disasters, political unrest or war) may impact the Index Provider or a third-party data provider and could cause the Index Provider to postpone a scheduled rebalance. This could cause the Underlying Index to vary from its normal or expected composition.

Asset Class Risk. The securities and other assets in the Underlying Index or in the Fund's portfolio may underperform in comparison to financial markets generally, a particular financial market, another index, or other asset classes.

Authorized Participant Concentration Risk. An "Authorized Participant" is a member or participant of a clearing agency registered with the SEC, which has a written agreement with the Fund or one of its service providers that allows the Authorized Participant to place orders for the purchase and redemption of creation units ("Creation Units"). Only an Authorized Participant may engage in creation or redemption transactions directly with the Fund. There are a limited number of institutions that may act as Authorized Participants for the Fund, including on an agency basis on behalf of other market participants. No Authorized Participant is obligated to engage in creation or redemption transactions. To the extent that Authorized Participants exit the business or do not place creation or redemption orders for the Fund and no other Authorized Participant places orders, Fund shares are more likely to trade at a premium or discount to NAV and possibly face trading halts or delisting.

Call Risk. During periods of falling interest rates, an issuer of a callable bond held by the Fund may "call" or repay the security before its stated maturity, and the Fund may have to reinvest the proceeds in securities with lower yields, which would result in a decline in the Fund's income, or in securities with greater risks or with other less favorable features.

Concentration Risk. The Fund may be susceptible to an increased risk of loss, including losses due to adverse events that affect the Fund's investments more than the market as a whole, to the extent that the Fund's investments are concentrated in the securities or other assets of one or more issuers, countries or other geographic units, markets, industries, project types, or asset classes.

Credit Risk. Credit risk is the risk that an issuer, guarantor or liquidity provider of a fixed-income security may be unable or unwilling, or may be perceived as unable or unwilling, to make timely principal and/or interest payments or to otherwise honor its obligations. The credit rating assigned to a security or its issuer does not necessarily reflect the issuer's current financial condition or an investment's volatility or liquidity. An actual or perceived decline in an issuer's creditworthiness may result in a decrease in the value and liquidity of its securities as well as greater price volatility, which may make it difficult to sell the securities. The Fund may be adversely affected if an investment that it holds experiences a downgrade or a default.

Income Risk. The Fund's income may decline due to falling interest rates or other factors. This can occur because the Fund may be required to invest in lower-yielding bonds when a bond in the Fund's portfolio matures, is near maturity, is called or is prepaid, when bonds in the Underlying Index are substituted, or when the Fund otherwise needs to purchase additional bonds. The Index Provider's substitution of bonds in the Underlying Index may occur, for example, when the time to maturity for the bond no longer matches the Underlying Index's stated maturity guidelines.

Issuer Risk. The performance of the Fund depends on the performance of individual securities or other assets to which the Fund has exposure. The value of securities or other assets may decline, or perform differently from the market as a whole, due to changes in the financial condition or credit rating of the issuer or counterparty.

Management Risk. The Fund generally does not attempt to take defensive positions under any market conditions, including declining markets. As the Fund will not fully replicate the Underlying Index and may hold securities or other assets not included in the Underlying Index, it is subject to the risk that the investment strategy of BFA may not produce the intended results. There is no guarantee that the Fund's investment results will have a high degree of correlation to those of the Underlying Index or that the Fund will achieve its investment objective.

Market Trading Risk. The Fund faces numerous market trading risks, including the potential lack of an active market for Fund shares (including through a trading halt), losses from trading in secondary markets, periods of high volatility, and disruptions in the process of creating and redeeming Fund shares. Any of these factors, among others, may lead to the Fund's shares trading in the secondary market at a premium or discount to NAV or to the intraday value of the Fund's portfolio holdings. If you buy Fund shares at a time when the market price is at a premium to NAV or sell Fund shares at a time when the market price is at a discount to NAV, you may pay significantly more or receive significantly less than the underlying value of the Fund shares.

Operational and Technology Risks. The Fund is directly and indirectly susceptible to operational and technology risks, including those related to human errors, processing errors, communication errors, systems failures, cybersecurity incidents, and the use of artificial intelligence and machine learning ("AI"), which may result in losses for the Fund and its shareholders or may impair the Fund's operations. While the Fund's service providers are required to have appropriate operational, information security and cybersecurity risk management policies and procedures, their methods of risk management may differ from those of the Fund. Operational and technology risks for the issuers in which the Fund invests could also result in material adverse consequences for such issuers and may cause the Fund's investments in such issuers to lose value.

Tax Risk. There is no guarantee that the Fund's income will be exempt from U.S. federal, state or local income taxes, the federal

AMT or the federal Medicare contribution tax of 3.8% on "net investment income." Neither BFA nor the Fund guarantees that an opinion from bond counsel about a security's tax-exempt status is correct, and there is no assurance that the Internal Revenue Service ("IRS") will agree with the bond counsel's opinion. Events occurring after a municipal bond is issued or acquired by a Fund may result in a determination that the bond's interest is includable in gross income, retroactively to the bond's date of issuance, for purposes of U.S. federal income taxes, the federal AMT or the federal Medicare contribution tax. The interest on money market instruments, other cash equivalents and derivatives held by a Fund may be subject to federal, state and local income taxes and the federal Medicare contribution tax.

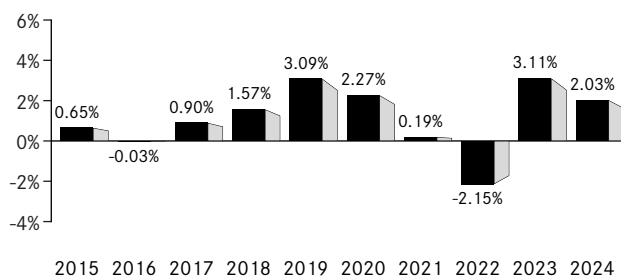
Tracking Error Risk. The Fund may be subject to "tracking error," which is the divergence of the Fund's performance from that of the Underlying Index. Tracking error may occur due to a number of factors, including differences between the securities and other assets held in the Fund's portfolio and those included in the Underlying Index; differences in the timing and methodologies used to value securities and other assets; transaction costs and other expenses incurred by the Fund that the Underlying Index does not incur; the Fund's holding of uninvested cash; differences in the timing of the accrual or the valuation of dividends or interest received by the Fund or distributions paid to Fund shareholders; tax gains or losses; the requirements for the Fund to maintain pass-through tax treatment; portfolio transactions carried out to minimize the distribution of capital gains to shareholders; the acceptance of custom baskets; changes to the Underlying Index; and impacts to the Fund of complying with certain regulatory requirements or limits. Tracking error risk may be heightened during times of increased market volatility or other unusual market conditions. A Fund that tracks an index where municipal bonds are an investment focus may experience higher tracking error than ETFs that do not track such indexes.

Valuation Risk. The price that the Fund could receive upon the sale (or other disposition) of a security or other asset may differ from the Fund's valuation of the security or other asset, particularly for securities or other assets that trade in low volume or volatile markets or that are valued using a fair value methodology. The price received by the Fund also may differ from the value used by the Underlying Index. In addition, the value of the securities or other assets in the Fund's portfolio may change on days or during time periods when investors are not able to purchase or sell Fund shares. Authorized Participants that create or redeem Fund shares on days when the Fund is holding fair-valued securities or other assets may receive fewer or more shares, or lower or higher redemption proceeds, than they would have received had the securities or other assets not been fair valued or been valued using a different methodology. The ability to value investments may be impacted by technological issues or errors by pricing services or other third-party service providers.

Performance Information

The performance information below illustrates how the Fund's performance has varied over different periods and provides some indication of the risks of investing in the Fund. The bar chart shows how the performance of the Fund has varied from one calendar year to another over the periods shown. The table compares the Fund's performance to that of an appropriate broad-based securities market index and the Underlying Index. Fund returns assume the reinvestment of any dividends and distributions. The Fund's returns reflect the impact of any agreements to waive or reimburse expenses, which would reduce performance if not in effect. Past performance (before and after taxes) does not necessarily indicate how the Fund will perform in the future. Updated performance information, including the Fund's current NAV, may be obtained by visiting www.iShares.com or by calling 1-800-iShares (1-800-474-2737) (toll free).

Calendar Year-by-Year Returns



	<u>Return (%)</u>	<u>Period Ended</u>
Calendar Year-to-Date Return	0.87%	March 31, 2025
During the periods shown in the chart:		
Best Quarter	2.92%	December 31, 2023
Worst Quarter	-2.54%	March 31, 2022

Average Annual Total Returns (for the periods ended December 31, 2024)

	<u>One Year</u>	<u>Five Years</u>	<u>Ten Years</u>
(Inception Date: 11/5/2008)			
Return Before Taxes	2.03%	1.07%	1.15%
Return After Taxes on Distributions	2.03%	1.07%	1.15%
Return After Taxes on Distributions and Sale of Fund Shares	2.07%	1.13%	1.16%
ICE AMT-Free US National Municipal Index¹ (Returns do not reflect deductions for fees, expenses or taxes)	1.23%	1.05%	2.13%
ICE Short Maturity AMT-Free US National Municipal Index² (Returns do not reflect deductions for fees, expenses or taxes)	2.19%	1.18%	1.34%

¹ The Fund has added this broad-based index in response to new regulatory requirements.

² Index returns through September 14, 2021 reflect the performance of the S&P Short Term National AMT-Free Municipal Bond Index. Index returns beginning on September 15, 2021 reflect the performance of the ICE Short Maturity AMT-Free US National Municipal Index, which, effective as of September 15, 2021, replaced the S&P Short Term National AMT-Free Municipal Bond Index as the Underlying Index of the Fund.

After-tax returns in the table above are calculated using the historical highest individual U.S. federal marginal income tax rates and do not reflect the impact of state or local taxes. Actual after-tax returns depend on an investor's tax situation and may differ from those shown, and after-tax returns shown are not relevant to tax-exempt investors or investors who hold shares through tax-deferred arrangements, such as 401(k) plans or individual retirement accounts ("IRAs"). Fund returns after taxes on distributions and sales of Fund shares are calculated assuming that an investor has sufficient capital gains of the same character from other investments to offset any capital losses from the sales of Fund shares. As a result, Fund returns after taxes on distributions and sales of Fund shares may exceed Fund returns before taxes and/or returns after taxes on distributions.

Management

Investment Adviser. BlackRock Fund Advisors.

Portfolio Managers. James Mauro and Karen Uyehara (the “Portfolio Managers”) are primarily responsible for the day-to-day management of the Fund. Each Portfolio Manager supervises a portfolio management team. Mr. Mauro and Ms. Uyehara have been Portfolio Managers of the Fund since 2011 and 2021, respectively.

Purchase and Sale of Fund Shares

The Fund is an exchange-traded fund (commonly referred to as an “ETF”). Individual shares of the Fund may only be bought and sold in the secondary market through a broker-dealer. Because ETF shares trade at market prices rather than at NAV, shares may trade at a price greater than NAV (a premium) or less than NAV (a discount). An investor may incur costs attributable to the difference between the highest price a buyer is willing to pay to purchase shares of the Fund (bid) and the lowest price a seller is willing to accept for shares of the Fund (ask) when buying or selling shares in the secondary market (the “bid-ask spread”).

Tax Information

The Fund intends to make distributions primarily from net tax-exempt income, although distributions of taxable capital gains may also occur. **The Fund is generally not an appropriate investment for a 401(k) plan or an IRA.** Please consult your personal tax advisor.

Payments to Broker-Dealers and Other Financial Intermediaries

If you purchase shares of the Fund through a broker-dealer or other financial intermediary (such as a bank), BFA or other related companies may pay the intermediary for marketing activities and presentations, educational training programs, conferences, the development of technology platforms and reporting systems or other services related to the sale or promotion of the Fund. These payments may create a conflict of interest by influencing the broker-dealer or other intermediary and your salesperson to recommend the Fund over another investment. Ask your salesperson or visit your financial intermediary’s website for more information.

More Information About the Funds

This Prospectus contains important information about investing in the Funds listed below. Please read this Prospectus carefully before you make any investment decisions. Additional information regarding the Funds as well as other funds that are series of iShares Trust, iShares U.S. ETF Trust or iShares, Inc. (each, a “Fund”) is available at www.iShares.com.

Each Fund’s investment objective and its Underlying Index may be changed without shareholder approval.

Fund	Underlying Index	Investment Objective
iShares 0-3 Month Treasury Bond ETF	ICE 0-3 Month US Treasury Securities Index	The iShares 0-3 Month Treasury Bond ETF seeks to track the investment results of an index composed of U.S. Treasury bonds with remaining maturities of less than or equal to three months.
iShares 1-3 Year Treasury Bond ETF	ICE U.S. Treasury 1-3 Year Bond Index	The iShares 1-3 Year Treasury Bond ETF seeks to track the investment results of an index composed of U.S. Treasury bonds with remaining maturities between one and three years.
iShares 3-7 Year Treasury Bond ETF	ICE U.S. Treasury 3-7 Year Bond Index	The iShares 3-7 Year Treasury Bond ETF seeks to track the investment results of an index composed of U.S. Treasury bonds with remaining maturities between three and seven years.
iShares 7-10 Year Treasury Bond ETF	ICE U.S. Treasury 7-10 Year Bond Index	The iShares 7-10 Year Treasury Bond ETF seeks to track the investment results of an index composed of U.S. Treasury bonds with remaining maturities between seven and ten years.
iShares 10-20 Year Treasury Bond ETF	ICE U.S. Treasury 10-20 Year Bond Index	The iShares 10-20 Year Treasury Bond ETF seeks to track the investment results of an index composed of U.S. Treasury bonds with remaining maturities between ten and twenty years.
iShares 20+ Year Treasury Bond ETF	ICE U.S. Treasury 20+ Year Bond Index	The iShares 20+ Year Treasury Bond ETF seeks to track the investment results of an index composed of U.S. Treasury bonds with remaining maturities greater than twenty years.
iShares 25+ Year Treasury STRIPS Bond ETF	ICE BofA Long US Treasury Principal STRIPS Index	The iShares 25+ Year Treasury STRIPS Bond ETF seeks to track the investment results of an index composed of the principal payments of U.S. Treasury bonds (specifically principal “STRIPS”, also known as “Separate Trading of Registered Interest and Principal of Securities”) with remaining maturities of at least 25 years.
iShares Agency Bond ETF	Bloomberg U.S. Agency Bond Index	The iShares Agency Bond ETF seeks to track the investment results of an index composed of agency securities that are publicly issued by U.S. government agencies, and corporate and non-U.S. debt guaranteed by the U.S. government.
iShares California Muni Bond ETF	ICE AMT-Free California Municipal Index	The iShares California Muni Bond ETF seeks to track the investment results of an index composed of investment-grade municipal bonds issued in the State of California.
iShares MBS ETF	Bloomberg U.S. MBS Index	The iShares MBS ETF seeks to track the investment results of an index composed of investment-grade mortgage-backed pass-through securities issued and/or guaranteed by U.S. government agencies.
iShares National Muni Bond ETF	ICE AMT-Free US National Municipal Index	The iShares National Muni Bond ETF seeks to track the investment results of an index composed of investment-grade U.S. municipal bonds.
iShares New York Muni Bond ETF	ICE AMT-Free New York Plus Municipal Index	The iShares New York Muni Bond ETF seeks to track the investment results of an index substantially composed of investment-grade municipal bonds issued in the State of New York.
iShares Short Treasury Bond ETF	ICE Short US Treasury Securities Index	The iShares Short Treasury Bond ETF seeks to track the investment results of an index composed of U.S. Treasury bonds with remaining maturities of one year or less.
iShares Short-Term National Muni Bond ETF	ICE Short Maturity AMT-Free US National Municipal Index	The iShares Short-Term National Muni Bond ETF seeks to track the investment results of an index composed of investment-grade U.S. municipal bonds with remaining maturities between one month and five years.

ETFs are funds that trade like other publicly traded securities. Shares of each Fund are listed on a national securities exchange and trade in the secondary market at market prices that change throughout the day. The market price for a share of a Fund may be different from the Fund's most recent NAV.

Each Fund invests in a particular segment of the markets for securities and other instruments (as applicable) and is designed to be used as part of broader asset allocation strategies. Accordingly, an investment in a Fund should not constitute a complete investment program. An investment in a Fund is not a bank deposit, and it is not insured or guaranteed by the Federal Deposit Insurance Corporation, any other government agency, BFA or any of BFA's affiliates.

Index Funds

A share of a Fund represents an ownership interest in an underlying portfolio of securities and other instruments (as applicable) that is intended to track the Fund's Underlying Index. An index is a financial calculation, based on a grouping of financial instruments, and is not an investment product, while each Fund is an actual investment portfolio. The performance of a Fund and that of its Underlying Index may vary for a number of reasons, including transaction costs, asset or currency valuations, corporate actions, timing variances and differences between the composition of a Fund's portfolio and that of the Underlying Index resulting from the Fund's use of representative sampling or from legal restrictions (such as diversification requirements) that apply to the Fund but not to its Underlying Index.

From time to time, the provider of the Underlying Index ("Index Provider") may make changes to the index methodology or other adjustments to a Fund's Underlying Index. Unless otherwise determined by BFA, any such change will be reflected in the calculation of the Underlying Index's performance on a going-forward basis after the effective date of such change. Therefore, the performance of the Underlying Index that is shown for periods prior to the effective date of any such change generally will not be recalculated or restated to reflect the change.

BFA uses a representative sampling indexing strategy to manage the Funds. "Representative sampling" is an indexing strategy that involves investing in a representative sample of securities that collectively has an investment profile similar to that of the applicable underlying index. Because the Funds use representative sampling, they can be expected to have a larger tracking error than if they used a replication indexing strategy. "Replication" is an indexing strategy in which a fund invests in substantially all of the securities in its underlying index in approximately the same proportions as in the underlying index.

Borrowing

Each Fund listed below may borrow as a temporary measure for extraordinary or emergency purposes, including to meet redemptions or to facilitate the settlement of securities or other transactions. Each Fund does not intend to borrow money in order to leverage its portfolio.

iShares 0-3 Month Treasury Bond ETF
iShares Short Treasury Bond ETF

European Union Disclosure

Each Fund listed below has not been categorized under the European Union ("EU") sustainable finance disclosure regulation ("SFDR") as an "Article 8" or "Article 9" product. In addition, each Fund's investment strategy does not take into account the criteria for environmentally sustainable economic activities under the EU sustainable investment taxonomy regulation or principal adverse impacts ("PAIs") on sustainability factors under the SFDR. PAIs are identified under the SFDR as the material impacts of investment decisions on sustainability factors relating to environmental, social and employee matters, respect for human rights, and anti-corruption and anti-bribery matters.

iShares 7-10 Year Treasury Bond ETF
iShares 20+ Year Treasury Bond ETF

Additional Information About the Funds' Risks

Each Fund is subject to various risks, any of which may adversely affect the Fund's NAV, trading price, yield, total return and ability to meet its investment objective. Each Fund discloses its portfolio holdings daily at www.iShares.com. You could lose all or part of your investment in a Fund, which could underperform other investments. The table below identifies the principal and other (non-principal) risks that apply to each Fund. A Fund that invests in an underlying fund ("Underlying Fund") also may be indirectly exposed to these risks through such investment. A description of each risk is provided after the table.

	iShares 0-3 Month Treasury Bond ETF	iShares 10-20 Year Treasury Bond ETF	iShares 1-3 Year Treasury Bond ETF	iShares 20+ Year Treasury Bond ETF	iShares 25+ Year Treasury STRIPS Bond ETF	iShares 3-7 Year Treasury Bond ETF
✓ Principal Risk • Other Risk						
Asset Class Risk	✓	✓	✓	✓	✓	✓
Authorized Participant Concentration Risk	✓	✓	✓	✓	✓	✓
Borrowing Risk	•					
California Municipal Securities Risk						
Call Risk						
Cash Management Risk						
Close-Out Risk for Qualified Financial Contracts	•	•	•	•	•	•
Concentration Risk	✓	✓	✓	✓	✓	✓
Credit Risk						
Extension Risk						
Geographic and Security Risks	•	•	•	•	•	•
High Portfolio Turnover Risk						
Illiquid Investments Risk	•	•	•	•	•	•
Income Risk	✓	✓	✓	✓	✓	✓
Index-Related Risk	✓	✓	✓	✓	✓	✓
Interest Rate Risk	✓	✓	✓	✓	✓	✓
Issuer Risk	✓	✓	✓	✓	✓	✓
Large Shareholder and Large- Scale Redemption Risk	•	•	•	•	•	•
Management Risk	✓	✓	✓	✓	✓	✓
Market Risk	✓	✓	✓	✓	✓	✓
Market Trading Risk	✓	✓	✓	✓	✓	✓
Municipal Securities Risk						
New York Municipal Securities Risk						
Non-Diversification Risk						
Operational and Technology Risks	✓	✓	✓	✓	✓	✓
Ownership Limitations Risk	•	•	•	•	•	•
Prepayment Risk						
Reference Rate Replacement Risk						
Risk of Investing in the U.S.	✓	✓	✓	✓	✓	✓
Risk of Investing in U.S. Treasury STRIPS					✓	
Securities Lending Risk	✓	✓	✓	✓	✓	✓

iShares 0-3 Month Treasury Bond ETF
iShares 10-20 Year Treasury Bond ETF
iShares 1-3 Year Treasury Bond ETF
iShares 20+ Year Treasury Bond ETF
iShares 25+ Year Treasury STRIPS Bond ETF
iShares 3-7 Year Treasury Bond ETF

✓ Principal Risk • Other Risk						
Sovereign and Quasi-Sovereign Obligations Risk						
Sustainability Risk				•		
Tax Risk						
Tracking Error Risk	✓	✓	✓	✓	✓	✓
U.S. Agency Debt Risk						
U.S. Agency Mortgage-Backed Securities Risk						
U.S. Government Issuers Risk						
U.S. Treasury Obligations Risk	✓	✓	✓	✓	✓	✓
Valuation Risk						

iShares 7-10 Year Treasury Bond ETF
iShares Agency Bond ETF
iShares California Muni Bond ETF
iShares MBS ETF
iShares National Muni Bond ETF
iShares New York Muni Bond ETF

✓ Principal Risk • Other Risk						
Asset Class Risk	✓	✓	✓	✓	✓	✓
Authorized Participant Concentration Risk	✓	✓	✓	✓	✓	✓
Borrowing Risk						
California Municipal Securities Risk			✓			
Call Risk		✓	✓		✓	✓
Cash Management Risk				•		
Close-Out Risk for Qualified Financial Contracts	•	•	•	•	•	•
Concentration Risk	✓	✓	✓	✓	✓	✓
Credit Risk			✓	✓	✓	✓
Extension Risk		✓		✓		
Geographic and Security Risks	•	•	•	•	•	•
High Portfolio Turnover Risk				✓		
Illiquid Investments Risk	•	•	•	•	•	•
Income Risk	✓	✓	✓	✓	✓	✓
Index-Related Risk	✓	✓	✓	✓	✓	✓
Interest Rate Risk	✓	✓	✓	✓	✓	✓
Issuer Risk	✓	✓	✓	✓	✓	✓
Large Shareholder and Large-Scale Redemption Risk	•	•	•	✓	•	•
Management Risk	✓	✓	✓	✓	✓	✓
Market Risk	✓	✓	✓	✓	✓	✓
Market Trading Risk	✓	✓	✓	✓	✓	✓
Municipal Securities Risk			✓		✓	✓
New York Municipal Securities Risk					✓	✓
Non-Diversification Risk			✓			✓

iShares 7-10
Year Treasury
Bond ETF

iShares Agency
Bond ETF

iShares
California Muni
Bond ETF

iShares MBS
ETF

iShares
National Muni
Bond ETF

iShares New
York Muni
Bond ETF

✓ Principal Risk • Other Risk						
Operational and Technology Risks	✓	✓	✓	✓	✓	✓
Ownership Limitations Risk	•	•	•	•	•	•
Prepayment Risk		✓		✓		
Reference Rate Replacement Risk				•		
Risk of Investing in the U.S.	✓	✓	✓	✓	✓	✓
Risk of Investing in U.S. Treasury STRIPS						
Securities Lending Risk	✓	✓				
Sovereign and Quasi-Sovereign Obligations Risk		✓				
Sustainability Risk	•					
Tax Risk			✓		✓	✓
Tracking Error Risk	✓	✓	✓	✓	✓	✓
U.S. Agency Debt Risk		✓				
U.S. Agency Mortgage-Backed Securities Risk				✓		
U.S. Government Issuers Risk		✓				
U.S. Treasury Obligations Risk	✓					
Valuation Risk		✓	✓	✓	✓	✓

iShares Short
Treasury Bond ETF

iShares Short-Term
National Muni Bond
ETF

✓ Principal Risk • Other Risk		
Asset Class Risk	✓	✓
Authorized Participant Concentration Risk	✓	✓
Borrowing Risk	•	
California Municipal Securities Risk		
Call Risk		✓
Cash Management Risk		
Close-Out Risk for Qualified Financial Contracts	•	•
Concentration Risk	✓	✓
Credit Risk		✓
Extension Risk		
Geographic and Security Risks	•	•
High Portfolio Turnover Risk	✓	
Illiquid Investments Risk	•	•
Income Risk	✓	✓
Index-Related Risk	✓	✓
Interest Rate Risk	✓	✓
Issuer Risk	✓	✓
Large Shareholder and Large-Scale Redemption Risk	•	•
Management Risk	✓	✓
Market Risk	✓	✓

✓ Principal Risk • Other Risk		
Market Trading Risk	✓	✓
Municipal Securities Risk		✓
New York Municipal Securities Risk		
Non-Diversification Risk		
Operational and Technology Risks	✓	✓
Ownership Limitations Risk	•	•
Prepayment Risk		
Reference Rate Replacement Risk		
Risk of Investing in the U.S.	✓	✓
Risk of Investing in U.S. Treasury STRIPS		
Securities Lending Risk	✓	
Sovereign and Quasi-Sovereign Obligations Risk		
Sustainability Risk		
Tax Risk		✓
Tracking Error Risk	✓	✓
U.S. Agency Debt Risk		
U.S. Agency Mortgage-Backed Securities Risk		
U.S. Government Issuers Risk		
U.S. Treasury Obligations Risk	✓	
Valuation Risk		✓

Asset Class Risk. The securities and other assets in a Fund’s portfolio or, if applicable, its Underlying Index may underperform in comparison to indexes that track, or assets that represent, other countries or geographic units, industries, markets, market segments, or asset classes. Various types of securities, other assets and indexes may experience cycles of outperformance and underperformance in comparison to financial markets generally. This divergence may be due to a number of factors including, among other things, inflation, interest rates, productivity, global demand for local products or resources, and regulation and governmental controls. This may cause a Fund to underperform other investment vehicles that invest in different asset classes.

Authorized Participant Concentration Risk. Only an Authorized Participant may engage in creation or redemption transactions directly with a Fund. There are a limited number of institutions that may act as Authorized Participants for the Fund, including on an agency basis on behalf of other market participants. No Authorized Participant is obligated to engage in creation or redemption transactions. To the extent that Authorized Participants exit the business or do not place creation or redemption orders for a Fund and no other Authorized Participant places orders, Fund shares are more likely to trade at a premium or discount to NAV and possibly face trading halts or delisting. Authorized Participant concentration risk may be heightened for a Fund that invests in securities issued by non-U.S. issuers or instruments with lower trading volume. Such assets often entail greater settlement and operational complexity and higher capital costs for Authorized Participants, which may limit the number of Authorized Participants that engage with the Fund.

Borrowing Risk. Borrowing may exaggerate changes in a Fund’s NAV and in the return on its portfolio. A Fund that borrows will incur interest expenses and other fees, which may reduce the Fund’s return. Borrowing may also cause a Fund to liquidate positions when it may not be advantageous to do so to satisfy its obligations.

California Municipal Securities Risk. Investing in California municipal securities involves legal, regulatory, fiscal, political, economic and other risks that are specific to California and its agencies, public authorities and political subdivisions. These risks include, but are not limited to, downturns in the state’s key economic sectors (e.g., agriculture, technology, entertainment); the impact of national and international events on consumer confidence; constitutional limitations affecting the ability of the state and municipalities to address financial downturns without voter approval; federal and state tax law changes and any resulting impact on tax collections; the magnitude of pension and post-retirement health care commitments; increased demand for government assistance programs; natural disasters; and actions taken by the federal government, including audits, disallowances, changes in aid levels, and changes in rules for assistance programs. Future California political and economic developments, constitutional amendments, legislative measures, executive orders, administrative regulations, litigation and voter initiatives could have an adverse effect on the debt obligations of California issuers. For more information on the risks associated with California municipal instruments, see the *Special Considerations Regarding Investments in California Municipal Securities* section of the relevant Fund’s Statement of Additional Information (“SAI”).

Call Risk. During periods of falling interest rates, an issuer of a callable bond held by a Fund may “call” or repay the security before its stated maturity, and the Fund may have to reinvest the proceeds in securities with lower yields, which would result in a decline in a Fund’s income, or in securities with greater risks or with other less favorable features.

Cash Management Risk. To the extent the Fund holds cash, the Fund may earn reduced income (if any) on the cash and is subject to the credit risk of the depository institution holding the cash and any fees imposed on large cash balances. If a significant amount of the Fund’s assets is invested in cash and cash equivalents, the Fund may underperform other funds that do not similarly invest in cash and cash equivalents for investment purposes and/or to collateralize derivative instruments.

Cash equivalent investments may include money market instruments. The value of money market instruments may be affected by changes in interest rates or in the credit ratings of the investments, among other things. An investment in a money market fund is not insured or guaranteed by the Federal Deposit Insurance Corporation or any other government agency. It is possible to lose money by investing in a money market fund. Money market funds other than U.S. government money market funds and retail money market funds “float” their NAV instead of using a stable \$1.00 per share price.

Close-Out Risk for Qualified Financial Contracts. Regulations adopted by global prudential regulators require counterparties that are part of U.S. or foreign global systemically important banking organizations to include contractual restrictions on close-out and cross-default in agreements relating to qualified financial contracts. Qualified financial contracts include agreements relating to swaps, currency forwards and other derivatives as well as repurchase agreements and securities lending agreements. The restrictions prevent a Fund from closing out a qualified financial contract during a specified time period if the counterparty is subject to resolution proceedings and also prohibit a Fund from exercising default rights due to a receivership or similar proceeding of an affiliate of the counterparty. These requirements may increase credit risk and other risks to a Fund.

Concentration Risk. A Fund may be susceptible to an increased risk of loss, including losses due to adverse events that affect the Fund’s investments more than the market as a whole, to the extent that the Fund’s investments are concentrated in the securities or other assets of one or more issuers, countries or other geographic units, markets, industries, project types, or asset classes. A Fund with investment concentration may be more adversely affected by the underperformance of those assets, may experience greater price volatility and may be more susceptible to adverse economic, market, political or regulatory impacts on those assets compared to a fund that does not concentrate its investments.

Credit Risk. Credit risk is the risk that an issuer, guarantor or liquidity provider of a fixed-income security may be unable or unwilling, or may be perceived as unable or unwilling (whether by market participants, ratings agencies, pricing services or otherwise), to make timely principal and/or interest payments or to otherwise honor its obligations. It includes the risk that the security will be downgraded by a credit rating agency; generally, lower credit quality issuers present higher credit risks. The credit rating assigned to a security or its issuer does not necessarily reflect the issuer’s current financial condition or an investment’s volatility or liquidity. An actual or perceived decline in an issuer’s creditworthiness may result in a decrease in the value and liquidity of its securities as well as greater price volatility, which may make it difficult for a Fund to sell the securities and otherwise have an adverse impact on the Fund. It is possible that the ability of an issuer to meet its obligations will decline substantially during the period when a Fund owns securities of the issuer or that the issuer will default on its obligations or that the obligations of the issuer will be limited or restructured. A Fund may be adversely affected if an investment that it holds experiences a downgrade or a default.

Extension Risk. During periods of rising interest rates, certain debt obligations may be paid off substantially more slowly than originally anticipated and the value of those securities may fall sharply, resulting in a decline in a Fund’s income and potentially in the value of a Fund’s investments.

Geographic and Security Risks. Issuers in a Fund’s portfolio may be located in, or otherwise connected to, parts of the world affected by natural disasters, such as severe heat, earthquakes, tornadoes, volcanic eruptions, wildfires, droughts, floods, hurricanes and tsunamis. In addition, issuers may be impacted by security concerns with respect to a country or region, such as war and other types of conflict, terrorism, strained international relations and territorial disputes. Any of these events may adversely affect the issuers, markets and economies to which a Fund is exposed, which may adversely affect the value of the Fund.

High Portfolio Turnover Risk. The sale and purchase of securities and other assets in a Fund’s portfolio generally involve transaction costs to the Fund (e.g., brokerage commissions, dealer mark-ups). Higher portfolio turnover may cause the Fund to incur additional transaction costs, which have the effect of reducing the Fund’s investment return. In addition, greater frequency in the sale of securities or other assets may result in the realization or distribution to Fund shareholders of greater capital gains (including short-term gains) compared to a fund with less turnover. These effects of high portfolio turnover may adversely affect a Fund’s performance and could result in undesirable tax consequences for shareholders. Certain investment strategies (e.g., active management, investing in dollar rolls or to-be-announced mortgage trades) and volatile market conditions may be more likely to involve higher portfolio turnover.

Illiquid Investments Risk. An illiquid investment is any investment that a Fund reasonably expects cannot be sold or disposed of in current market conditions in seven calendar days or less without significantly changing the market value of the investment. An investment may be illiquid due to, among other things, fewer participants or less capacity to make a market in the investment, the lack of an active market for the investment, capital controls, delays or limits on repatriation of local currency, and the insolvency of local governments. To the extent that a Fund invests in securities or other assets with substantial market and/or credit risk, the Fund will tend to have increased exposure to the risks associated with illiquid investments. Illiquid investments may be harder to value, especially in changing markets.

Liquid investments may become illiquid after purchase by a Fund, particularly during periods of market turmoil. There can be no assurance that a security or other asset that is deemed to be liquid when purchased will continue to be liquid for as long as it is held by a Fund, and any security or other asset held by a Fund may be deemed an illiquid investment pursuant to the Fund's liquidity risk management program.

Holdings of illiquid investments may reduce a Fund's returns because the Fund may be unable to transact at advantageous times or prices. If a Fund is forced to sell underlying investments at reduced prices or under unfavorable conditions to meet redemption requests or for other cash needs, the Fund may suffer a loss. This may be magnified in a rising interest rate environment or other circumstances where redemptions of Fund shares may be greater than normal. If other market participants attempt to liquidate holdings at the same time as a Fund, this will lead to an increased supply of the Fund's underlying investments in the market and contribute to greater illiquid investments risk and downward pricing pressure. In addition, if a Fund is limited in its ability to sell illiquid investments during periods when shareholders are redeeming their shares, the Fund will need to sell liquid securities to meet redemption requests, and illiquid securities will become a larger portion of the Fund's holdings. During periods of market volatility, liquidity in the market for a Fund's shares may be impacted by the liquidity in the market for the underlying securities or other assets held by the Fund, which could lead to the Fund's shares trading at a premium or discount to the Fund's NAV.

Income Risk. A Fund's income may decline due to falling interest rates or other factors. This can occur because the Fund may be required to invest in lower-yielding bonds when a bond in the Fund's portfolio matures, is near maturity, is called or is prepaid or when the Fund otherwise needs to purchase additional bonds, such as due to a substitution in the underlying index for an index fund.

Index-Related Risk. A Fund that tracks an Underlying Index seeks to achieve a return that corresponds generally to the price and yield performance, before fees and expenses, of its Underlying Index as published by the Index Provider. There is no assurance that the Index Provider or its agents will construct or calculate the Underlying Index accurately. While the Index Provider describes what the Underlying Index is designed to achieve, neither the Index Provider nor its agents provide any warranty or accept any liability regarding the quality, accuracy or completeness of the Underlying Index or its related data, and they do not guarantee that the Underlying Index will be in line with the Index Provider's methodology. BFA also does not provide any warranty or guarantee against the Index Provider's or any agent's errors.

The Index Provider may rely on various sources of information to assess the criteria of components of the Underlying Index, including information that may be based on assumptions and estimates. Neither a Fund nor BFA can offer assurances that the Index Provider's methodology or sources of information will provide an accurate assessment of included components or will result in the Fund meeting its investment objective. Errors in index data, index computations or the construction of an Underlying Index in accordance with its methodology may occur, and the Index Provider may not identify or correct them promptly or at all, particularly for indexes that are less commonly used as benchmarks. In addition, there may be heightened risks associated with the adequacy and reliability of information about emerging markets constituents, as such markets may have less information available or less regulatory oversight. Errors related to an Underlying Index may negatively or positively impact a Fund and its shareholders. For example, if the Underlying Index contains incorrect constituents, the Fund will have exposure to such constituents and will be underexposed to the Underlying Index's other constituents. Shareholders should understand that any gains from an Index Provider's errors will be kept by the Fund and its shareholders and any losses or costs from such errors will be borne by the Fund and its shareholders.

Unusual market conditions or other unforeseen circumstances (such as natural disasters, political unrest or war) may impact an Index Provider or a third-party data provider and could cause the Index Provider to postpone a scheduled rebalance to an Underlying Index. This could cause the Underlying Index to vary from its normal or expected composition. If a scheduled rebalance is postponed, index constituents that would otherwise be removed at the rebalance (due to, for example, changes in market capitalization or issuer credit ratings) may remain, causing the performance and constituents of the Underlying Index to vary from those expected under normal conditions. In addition, to the extent circumstances evolve between periodic index reviews and reconstitutions, an Underlying Index may include constituents that do not align with its objective or selection criteria, and the Fund tracking the Underlying Index may be similarly affected.

In addition to scheduled rebalances, an Index Provider or its agents may carry out ad hoc index rebalances due to reaching certain weighting constraints, unusual market conditions, corporate events, or corrections of errors. The relevant Fund will in turn rebalance its portfolio to attempt to increase the correlation between the portfolio and the Underlying Index. The Fund and its shareholders will directly bear any transaction costs and market exposure from such portfolio rebalancing. Therefore, index-related errors and ad hoc rebalances may increase a Fund's costs and tracking error.

Interest Rate Risk. Interest rate changes can be sudden and unpredictable and are influenced by a number of factors, including government policy, monetary policy, inflation expectations, perceptions of risk, and supply and demand for fixed-income securities. Changes in interest rates may have unpredictable effects on fixed-income markets and may result in heightened volatility and lower liquidity for certain instruments, which may adversely affect a Fund's performance. When interest rates rise, the value of fixed-income securities or other instruments sensitive to interest rates typically decreases. Duration is a measure of how sensitive a bond is to interest rate changes. Fixed-income securities with longer durations tend to be more sensitive to interest rate changes, and their prices usually are more volatile than those of shorter-duration securities. For example, if a bond has a duration of five years and interest rates rise, the price of the bond will likely decline by a greater percentage than for a bond with a one-year duration. To the extent a Fund invests a substantial portion of its assets in fixed-income securities with longer duration, rising interest rates may cause the value of the Fund's investments to decline significantly, which would adversely affect the Fund's performance.

In addition, changes in prevailing interest rates, particularly sudden and significant changes, may lead to fluctuations in the value of floating-rate debt securities, because the rates for those securities typically reset only periodically. Additionally, during periods of very low or negative interest rates, a Fund may be unable to maintain positive returns or pay dividends to shareholders. Under certain market conditions when interest rates are set at low levels and the market prices of portfolio securities have increased, a Fund may have a very low or even negative yield, which would cause the Fund to lose money under certain conditions.

Decreases in market-making capacity for fixed-income dealers may lead to lower trading volume, heightened volatility, wider bid-ask spreads and less transparent pricing in certain fixed-income markets.

Issuer Risk. The performance of a Fund depends on the performance of individual securities or other assets to which the Fund has exposure. The value of securities or other assets may decline, or perform differently from the market as a whole, due to changes in the financial condition or credit rating of the issuer or counterparty.

Large Shareholder and Large-Scale Redemption Risk. Certain shareholders of a Fund, including an Authorized Participant, a third-party investor, the Fund's adviser, an affiliate of the Fund's adviser, a market maker, or another entity, may from time to time own or manage a substantial amount of Fund shares or may hold their investment in the Fund for a limited period of time. These shareholders may also pledge or loan Fund shares (to secure financing or otherwise), which may result in the shares becoming concentrated in another party. There can be no assurance that any large shareholder or large group of shareholders would not redeem their investment or that the size of a Fund would be maintained. Redemptions of a large number of Fund shares may adversely affect a Fund's liquidity and net assets. To the extent a Fund permits redemptions in cash, these redemptions may force the Fund to sell portfolio securities or other assets when it might not otherwise do so, which may negatively impact the Fund's NAV, have a material effect on the market price of Fund shares, increase the Fund's brokerage costs, accelerate the realization of taxable income and/or capital gains, and cause the Fund to make taxable distributions to its shareholders earlier than the Fund otherwise would have. In addition, under certain circumstances, non-redeeming shareholders may be treated as receiving a disproportionately large taxable distribution during or with respect to such tax year. A Fund also may be required to sell its more liquid investments to meet a large redemption, in which case the Fund's remaining assets may be less liquid, more volatile, and more difficult to price.

To the extent these large shareholders transact in Fund shares on the secondary market, such transactions may account for a large percentage of the trading volume for Fund shares and may, therefore, have a material upward or downward effect on the market price of the shares. In addition, large purchases of Fund shares may adversely affect the Fund's performance to the extent that the Fund is delayed in investing new cash and is required to maintain a larger cash position than it ordinarily would, diluting its investment returns.

Management Risk. An index Fund invests in securities or other assets included in, or representative of, its Underlying Index, regardless of their investment merits. Such a Fund may be affected by a general decline in market segments related to its Underlying Index, and BFA generally does not attempt to invest the Fund's assets in defensive positions under any market conditions, including declining markets. Market disruptions and regulatory restrictions could have an adverse effect on a Fund's ability to adjust its exposure to the required levels in order to track its Underlying Index. Because BFA uses a representative sampling indexing strategy, a Fund will not fully replicate its Underlying Index and may hold securities or other assets not included in the Underlying Index. As a result, a Fund is subject to the risk that BFA's investment strategy, whose implementation is subject to a number of constraints, may not produce the intended results. There is no guarantee that a Fund's investment results will have a high degree of correlation to those of its Underlying Index or that a Fund will achieve its investment objective.

Market Risk. A Fund could lose money over short periods due to short-term market movements and over longer periods during more prolonged market downturns. The value of a financial instrument or other asset may decline due to changes in general market conditions, economic trends or events that are not specifically related to the particular instrument or asset, or factors that affect one or more issuers, counterparties, exchanges, countries or other geographic units, markets, industries, or asset classes. Local, regional or global events such as war, acts of terrorism, pandemics or other public health issues, recessions, the prospect or occurrence of a sovereign default or other financial crisis, or other events could have a significant impact on a Fund and its investments and could result in increased premiums or discounts to a Fund's NAV. Changes in market and economic conditions generally do not have the same impact on all types of instruments and assets.

Market Trading Risk. A Fund faces numerous market trading risks, any of which may lead to its shares trading in the secondary market at a premium or discount to NAV or to the intraday value of the Fund's portfolio holdings. If you buy Fund shares at a time when the market price is at a premium to NAV or sell Fund shares at a time when the market price is at a discount to the NAV, you may pay significantly more or receive significantly less than the underlying value of the Fund shares.

Absence of an Active Primary Market. Although Fund shares are listed for trading on one or more stock exchanges, there can be no assurance that an active primary trading market for Fund shares will develop or be maintained by market makers or Authorized Participants.

Secondary Listing Risks. A Fund's shares may be listed or traded on U.S. and non-U.S. stock exchanges other than the U.S. stock exchange where the Fund's primary listing is maintained. Fund shares also may be available to non-U.S. investors through funds or structured investment vehicles similar to depositary receipts. There can be no assurance that a Fund's shares will continue to trade on any such stock exchange or in any market or that a Fund's shares will continue to meet the requirements for exchange listing or market trading. A Fund's shares may be less actively traded in certain markets than in others, and investors are subject to the execution and settlement risks and market standards of the market where they or their broker direct their trades for execution. Certain information that is available to investors

who trade Fund shares on a U.S. stock exchange during regular U.S. market hours may not be available to investors who trade in other markets, which may result in secondary market prices in such markets being less efficient.

Secondary Market Trading Risk. Shares of a Fund may trade in the secondary market at times when the Fund does not accept orders to create or redeem shares. At such times, shares may trade in the secondary market with more significant premiums or discounts to NAV than might be experienced at times when the Fund accepts creation and redemption orders. Securities held by a Fund may be traded in markets that close at a different time than an exchange on which Fund shares are traded. Liquidity in those securities may be reduced after the applicable closing time. As a result, during the time when the exchange is open but after the applicable market closing, fixing or settlement time, there may be wider bid/ask spreads on the exchange and a greater premium or discount to NAV.

In stressed market conditions, the market for a Fund's shares may become less liquid in response to deteriorating liquidity in the markets for the Fund's portfolio holdings, and an investor may be unable to sell their Fund shares.

Secondary market trading in Fund shares may be halted by a stock exchange because of market conditions or for other reasons. In times of extraordinary market volatility, Fund shares may be subject to trading halts pursuant to "circuit breaker" rules of a stock exchange or market. If there is a trading halt or unanticipated closure of an exchange or market, an investor may be unable to purchase or sell Fund shares. In addition, if trading in certain securities or financial instruments is restricted, this may disrupt a Fund's creation/redemption process, affect the price at which Fund shares trade in the secondary market, and result in a Fund being unable to trade certain securities or financial instruments. In such circumstances, a Fund may be unable to rebalance its portfolio or accurately price its portfolio holdings and may incur substantial trading losses.

Shares of a Fund, similar to shares of other issuers listed on a stock exchange, may be sold short and are therefore subject to the risk of increased volatility and price decreases associated with being sold short. In addition, trading activity in derivative products based on a Fund may lead to increased trading volume and volatility in the secondary market for the shares of the Fund.

Fund Shares May Trade at Prices Other Than NAV. Shares of a Fund trade on stock exchanges at prices at, above or below the Fund's most recent NAV. A Fund's NAV is calculated at the end of each business day and fluctuates with changes in the market value of the Fund's portfolio holdings. The trading price of a Fund's shares fluctuates throughout trading hours based on both market supply of and demand for Fund shares and the underlying value of the Fund's portfolio holdings or NAV. As a result, the trading prices of a Fund's shares may deviate significantly from NAV during times of market volatility, significant redemption requests, or other unusual market conditions

However, because Fund shares can be created and redeemed in Creation Units at NAV, BFA believes that large discounts or premiums to a Fund's NAV are not likely to be sustained over the long term (unlike shares of many closed-end funds, which frequently trade at appreciable discounts from, and sometimes at premiums to, their NAVs). While the creation/redemption feature is designed to make it more likely that a Fund's shares normally will trade on stock exchanges at prices close to the Fund's next calculated NAV, exchange prices are not expected to correlate exactly with the Fund's NAV due to timing reasons, supply and demand imbalances and other factors. In addition, disruptions to creations and redemptions, including disruptions at market makers, Authorized Participants, or other market participants, and during periods of significant market volatility, may result in trading prices for shares of a Fund that differ significantly from its NAV. Authorized Participants may be less willing to create or redeem a Fund's shares if there is a lack of an active market for such shares or the Fund's underlying investments, which may contribute to the Fund's shares trading at a premium or discount to NAV.

Costs of Buying or Selling Fund Shares. Buying or selling Fund shares on an exchange involves two types of costs that apply to all securities transactions. When buying or selling Fund shares through a broker, you will likely incur a brokerage commission and other charges. In addition, you may incur the cost of the "spread," which is the difference between what investors are willing to pay for Fund shares (the "bid" price) and the price at which they are willing to sell Fund shares (the "ask" price). The spread varies over time for Fund shares based on trading volume and market liquidity. It is generally narrower if a Fund has more trading volume and market liquidity and wider if a Fund has less trading volume and market liquidity. Increased market volatility also may cause wider spreads. In addition, there may be regulatory and other charges that are incurred as a result of trading activity. Because of the costs inherent in buying or selling Fund shares, frequent trading may detract significantly from investment results, and an investment in Fund shares may not be advisable for investors who anticipate regularly making small investments through a brokerage account.

Municipal Securities Risk. Municipal securities include both general obligation bonds (bonds secured by the full faith and credit of the issuer) and limited obligation bonds (or "Revenue Bonds"). All municipal securities are subject to the risk that litigation, legislation or other political events, local business or economic conditions, credit rating downgrades, or the bankruptcy of the issuer could have a significant effect on an issuer's ability to make payments of principal and/or interest or otherwise affect the value of such securities. Additionally, certain municipal securities may be issued by entities with limited taxing authority, which could limit or prevent tax increases necessary to make continued payments of principal and interest.

Municipal securities can be significantly affected by political or economic changes, including changes made in the law after issuance of the securities, as well as uncertainties in the municipal market related to taxation, legislative changes or the rights of municipal security holders, including in connection with an issuer insolvency. There is also the risk that corruption may negatively affect municipal issuers, including corruption related to a particular project from which payments on a security are derived, resulting in delays and cost overruns.

There may be less publicly available information on the financial condition of municipal security issuers than for issuers of other securities. As a result, municipal securities may be more difficult for the Fund to value accurately than the securities of public companies. Municipal

securities may also be harder to buy and sell compared to taxable bonds and non-municipal securities, especially on short notice. If a Fund invests a significant portion of its portfolio in municipal securities, the Fund's portfolio is subject to greater exposure to illiquidity risk than a fund that invests in comparable taxable bonds or non-municipal securities.

A Fund and BFA will rely on the opinion of issuers' bond counsel on the tax-exempt status of interest on municipal bonds. Neither the Fund nor BFA will independently review the bases for those tax opinions, which may ultimately be determined to be incorrect, potentially resulting in the Fund and its shareholders being subject to substantial tax liabilities. In addition, changes in the financial condition of an individual municipal issuer can affect the overall municipal market.

Revenue Bonds are backed by current or anticipated revenues from a specific project or specific assets and can be negatively affected by the discontinuance of the tax benefits supporting the project or assets or the inability to collect revenues from the project or the assets. Additionally, the market values of Revenue Bonds may decline in times of higher inflation to the extent that revenues are fixed income streams. In other instances, the prices that an issuer is able to charge users of its assets may be linked to inflation, whether by government regulation, contractual arrangement or other factors. Rising interest rates could result in higher costs of capital for certain issuers, which could negatively impact their ability to meet payment obligations. In this case, changes in the rate of inflation may affect the issuer's revenues. Because many municipal securities are issued to finance projects, such as those related to education, health care, housing, transportation, utilities, and water and sewer, conditions in one or more of these sectors can affect the overall municipal market. Adverse conditions and developments affecting a particular project can result in lower revenues to an issuer of the municipal securities and, by extension, adversely affect payments of principal and interest on, or the market value of, such securities.

Additionally, certain municipal securities are issued by entities dependent on revenue from a particular sector and thus are subject to the specific risks associated with that sector.

Risk of Investing in Infrastructure-Related Municipal Securities. Entities that issue municipal securities related to infrastructure ("infrastructure issuers") may be subject to a variety of factors that could adversely affect their capacity to make principal and interest payments, such as high interest costs in connection with capital construction programs, high degrees of leverage, costs associated with governmental, environmental and other regulations, the effects of economic slowdowns, increased competition from other providers of services, uncertainties concerning costs, the level of government spending on infrastructure projects, and other factors. Such issuers may be adversely affected by commodity price volatility, changes in exchange rates, import controls, depletion of resources, technological developments, and labor relations. Infrastructure issuers can be significantly affected by government spending policies.

Leverage Risk. Infrastructure issuers can be highly indebted, which increases investment risk and other risks normally associated with debt financing, which could adversely affect such an issuer's operations and the market value of related municipal securities in periods of rising interest rates.

Operations Risk. The failure of an infrastructure issuer to carry adequate insurance or to operate its assets appropriately could lead to significant losses. Infrastructure may be adversely affected by environmental clean-up costs and catastrophic events such as earthquakes, hurricanes and terrorist acts.

Regulatory Risk. Infrastructure projects may be subject to significant regulation by various governmental authorities and also may be affected by regulation of rates charged to customers, service interruption due to environmental, operational or other events, the imposition of special tariffs and changes in tax laws, regulatory policies and accounting standards.

Strategic Asset Risk. Infrastructure issuers may control significant strategic assets (e.g., major pipelines or highways), which are assets that have a national or regional profile, and may have monopolistic characteristics. Given their national or regional profile or irreplaceable nature, strategic assets could generate additional risk not common in other industry sectors and they may be targeted for terrorist acts or adverse political actions.

User Risk. Infrastructure issuers can be dependent upon a narrow user base. If these users do not patronize infrastructure projects as expected, significant revenues could be lost and may not be replaceable, in which case infrastructure issuers may fail to pay their obligations.

Risk of Investing in Municipal Securities Issued By School Districts. School districts rely, in part, on funding appropriations from, among others, the federal government and state governments. As a result, municipal securities issued by school districts may be adversely affected by political and economic changes at the state or federal levels, such as decreased tax or other revenues, spending reductions or changes in appropriations. Municipal securities that are issued to finance a particular school district project often depend on revenues from ad valorem taxes (i.e., property taxes) to make principal and interest payments. Investors in these securities, similar to investors in municipal securities generally, face heightened risk of loss upon insolvency of the school district issuers because there is often no ready source of funding to pay principal and interest other than the local tax base, which a bankruptcy court or administrator does not control.

Risk of Investing in Transportation Infrastructure-Related Municipal Securities. The transportation infrastructure industry may be adversely affected by economic changes, increases in fuel and other operating costs, labor relations, insurance costs, and, in many jurisdictions, the effects of regulatory changes or other government decisions. Municipal securities that are issued to finance a particular transportation project (e.g., toll roads) often depend on revenues from that project to make principal and interest payments.

Risk of Investing in Utility-Related Municipal Securities. Certain municipal securities are issued by public bodies, including state and municipal utility authorities, to, among other things, finance the operation or expansion of utility entities. Various future economic and other conditions

may adversely affect utility entities, including inflation, increases in financing requirements, increases in raw material costs and other operating costs, changes in demand for services and the effects of environmental and other governmental regulations. Certain utilities are subject to specific risks. For example, gas utilities are subject to risks of supply conditions and increased competition from other providers of utility services. In addition, gas utilities are affected by gas prices, which may be magnified to the extent that a gas utility enters into long-term contracts for the purchase or sale of gas at a fixed price, since such prices may change significantly and to the disadvantage of the gas utility.

New York Municipal Securities Risk. Investing in New York municipal securities involves legal, regulatory, fiscal, political, economic and other risks that are specific to New York and its agencies, public authorities and political subdivisions. These risks include, but are not limited to, downturns in the state's key economic sectors (e.g., financial services, real estate); the impact of national and international events on consumer confidence; federal and state tax law changes and any resulting impact on tax collections; the magnitude of pension and post-retirement health care commitments; increased demand for government assistance programs; natural disasters; and actions taken by the federal government, including audits, disallowances, changes in aid levels, and changes in rules for assistance programs. Future New York political and economic developments, constitutional amendments, legislative measures, executive orders, administrative regulations, litigation and voter initiatives could have an adverse effect on the debt obligations of New York issuers. For more information on the risks associated with New York municipal instruments, see the *Special Considerations Regarding Investments in New York Municipal Securities* section of the relevant Fund's Statement of Additional Information ("SAI").

Non-Diversification Risk. A Fund that is classified as "non-diversified" may invest a greater percentage of its assets in securities or other instruments representing a small number of issuers or counterparties, compared with funds that are classified as "diversified." A non-diversified Fund thus may be more susceptible to the risks associated with these particular issuers or counterparties. The gains and losses on such holdings may have a greater impact on a non-diversified Fund's performance than they would on the performance of a diversified Fund, and a non-diversified Fund's NAV may be more volatile.

Operational and Technology Risks. A Fund and the entities with which it interacts directly or indirectly are susceptible to operational and technology risks, including those related to human errors, processing errors, communication errors, systems failures, cybersecurity incidents, and the use of artificial intelligence and machine learning ("AI"), which may result in losses for the Fund and its shareholders or impair the Fund's operations. These entities include, but are not limited to, a Fund's adviser, administrator, distributor, other service providers (e.g., index and benchmark providers, accountants, custodians, and transfer agents), financial intermediaries, counterparties, market makers, Authorized Participants, listing exchanges, other financial market operators, and governmental authorities. Operational and technology risks for the issuers in which a Fund invests could also result in material adverse consequences for such issuers and may cause the Fund's investments in such issuers to lose value. A Fund may incur substantial costs in order to mitigate operational and technology risks.

Cybersecurity incidents can result from deliberate attacks or unintentional events against an issuer in which a Fund invests, the Fund or any of its service providers. They include, but are not limited to, gaining unauthorized access to systems, misappropriating assets or sensitive information, corrupting or destroying data, and causing operational disruption. Geopolitical tension may increase the scale and sophistication of deliberate attacks, particularly those from nation states or from entities with nation state backing. Cybersecurity incidents may result in any of the following: financial losses; interference with a Fund's ability to calculate its NAV; disclosure of confidential information; impediments to trading; submission of erroneous trades by a Fund or erroneous subscription or redemption orders; the inability of a Fund or its service providers to transact business; violations of applicable privacy and other laws; regulatory fines; penalties; reputational damage; reimbursement or other compensation costs; and other legal and compliance expenses. Furthermore, cybersecurity incidents may render records of a Fund, including records relating to its assets and transactions, shareholder ownership of Fund shares, and other data integral to a Fund's functioning, inaccessible, inaccurate or incomplete. Power outages, natural disasters, equipment malfunctions and processing errors that threaten information and technology systems relied upon by a Fund or its service providers, as well as market events that occur at a pace that overloads these systems, may also disrupt business operations or impact critical data. In addition, the risks of increased use of AI technologies, such as machine learning, include data risk, transparency risk, and operational risk. The AI technologies, which are generally highly reliant on the collection and analysis of large amounts of data, may incorporate biased or inaccurate data, and it is not possible or practicable to incorporate all relevant data into such technologies. The output or results of any such AI technologies may therefore be incomplete, erroneous, distorted or misleading. Further, AI tools may lack transparency as to how data is utilized and how outputs are generated. AI technologies may also allow the unintended introduction of vulnerabilities into infrastructures and applications. A Fund and its shareholders could be negatively impacted as a result of these risks associated with AI technologies. AI technologies and their current and potential future applications, and the regulatory frameworks within which they operate, continue to quickly evolve, and it is impossible to anticipate the full scope of future AI capabilities or rules and the associated risks to a Fund.

While a Fund's service providers are required to have appropriate operational, information security and cybersecurity risk management policies and procedures, their methods of risk management may differ from those of the Fund in the setting of priorities, the personnel and resources available or the effectiveness of relevant controls. Each Fund and its adviser seek to reduce these risks through controls, procedures and oversight, including establishing business continuity plans and risk management systems. However, there are inherent limitations in such plans and systems, including the possibility that certain risks that may affect a Fund have not been identified or may emerge in the future; that such plans and systems may not completely eliminate the occurrence or mitigate the effects of operational or information security disruptions or failures or of cybersecurity incidents; or that prevention and remediation efforts will not be successful or

that incidents will go undetected. A Fund cannot control the systems, information security or other cybersecurity of the issuers in which it invests or its service providers, counterparties, and other third parties whose activities affect the Fund.

Lastly, the regulatory climate governing cybersecurity and data protection is developing quickly and may vary considerably across jurisdictions. Regulators continue to develop new rules and standards related to cybersecurity and data protection. Compliance with evolving regulations can be demanding and costly, requiring substantial resources to monitor and implement required changes.

Ownership Limitations Risk. If certain aggregate and/or fund-level ownership thresholds are reached through transactions undertaken by BFA, its affiliates or a Fund, or as a result of third-party transactions or actions by an issuer or regulator, the ability of BFA and its affiliates on behalf of clients (including a Fund) to purchase or dispose of investments, exercise rights or undertake business transactions may be restricted by law, regulation or rules or otherwise impaired. The capacity of a Fund to invest in certain securities or other assets may be affected by the relevant threshold limits, and such limitations may have adverse effects on the liquidity and performance of a Fund's portfolio holdings.

For example, ownership limits may apply to securities whose issuers operate in certain regulated industries or in certain international markets. Such limits also may apply where the investing entity (such as a Fund) is subject to corporate or regulatory ownership restrictions or invests in certain futures or other derivative transactions. In certain circumstances, aggregate and/or fund-level amounts invested or voted by BFA and its affiliates for client funds and accounts managed by BFA (including a Fund) may not exceed the relevant limits without the grant of a license or other regulatory or corporate approval, order, consent, relief or non-disapproval. However, there is no guarantee that permission will be granted or that, once granted, it will not be modified or revoked at a later date with minimal or no notice. In other cases, exceeding such thresholds may cause BFA and its affiliates, a Fund or other client accounts to suffer disadvantages or business restrictions.

Ownership limitations are highly complex. It is possible that, despite BFA's intent to either comply with or be granted permission to exceed ownership limitations, it may inadvertently breach a limit or violate the corporate or regulatory approval, order, consent, relief or non-disapproval that was obtained.

Prepayment Risk. During periods of falling interest rates, issuers of certain debt obligations may repay principal prior to the security's maturity, which may cause the Fund to have to reinvest in securities with lower yields or higher risk of default, resulting in a decline in a Fund's income or return potential. Also, if a security subject to prepayment had been purchased at a premium, the value of the premium would be lost in the event of prepayment.

Reference Rate Replacement Risk. A Fund may be exposed to financial instruments that recently transitioned from, or continue to be tied to, London Interbank Offered Rate ("LIBOR") to determine payment obligations, financing terms, hedging strategies or investment value. The United Kingdom's Financial Conduct Authority ("FCA"), which regulates LIBOR, has ceased publishing all LIBOR settings. In April 2023, however, the FCA announced that some USD LIBOR settings will continue to be published under a synthetic methodology until September 30, 2024 for certain legacy contracts. The Secured Overnight Financing Rate ("SOFR"), which is a broad measure of the cost of borrowing cash overnight collateralized by U.S. Treasury securities in the repurchase agreement market, has been used increasingly on a voluntary basis in new instruments and transactions. Under U.S. regulations that implement a statutory fallback mechanism to replace LIBOR, benchmark rates based on SOFR have replaced LIBOR in different categories of financial contracts.

Neither the effect of the LIBOR transition process nor its ultimate success can yet be known. While some existing LIBOR-based instruments may contemplate a scenario where LIBOR is no longer available by providing for an alternative rate-setting methodology, there may be significant uncertainty regarding the effectiveness of any such alternative methodologies to replicate LIBOR. Not all existing LIBOR-based instruments may have alternative rate-setting provisions and there remains uncertainty regarding the willingness and ability of issuers to add alternative rate-setting provisions in certain existing instruments. Parties to contracts, securities, or other instruments using LIBOR may disagree on transition rates or the application of transition regulation, potentially resulting in uncertainty of performance and the possibility of litigation. A Fund may have instruments linked to other interbank offered rates that may also cease to be published in the future.

Risk of Investing in the U.S. Investing in U.S. issuers involves legal, regulatory, political, currency, security, and economic risks that are specific to the U.S. A decrease in imports or exports, changes in trade regulations, inflation, an economic recession, financial system stress, or political turmoil, among other risks, may have an adverse effect on the U.S. economy and the securities listed on U.S. exchanges. The U.S. is also subject to the risk of natural disasters, such as droughts, earthquakes, fires and floods. U.S. security risks include acts of terrorism, internal unrest and a deterioration in relations between the U.S. and certain countries. Any of these may adversely affect the U.S. economy, financial markets or issuers.

Governmental agencies project that the U.S. will maintain elevated public debt levels for the foreseeable future. Although elevated debt levels do not necessarily indicate or cause economic problems, the costs of servicing such debt may constrain future economic growth. Circumstances could arise that could prevent the timely payment of interest or principal on U.S. government debt, such as reaching the legislative "debt ceiling." Such non-payment would result in substantial negative consequences for the U.S. economy and the global financial system.

Sovereign and Quasi-Sovereign Obligations Risk. Sovereign obligations may differ from other securities in their interest rates, maturities, times of issuance and other characteristics and may provide relatively lower returns than those of other securities. Quasi-sovereign obligations are typically less liquid and less standardized than sovereign obligations. Bonds issued by government agencies or instrumentalities generally are backed only by the issuing entity's creditworthiness and reputation and may not be backed by the full faith

and credit of the government. Changes to a government's financial condition or credit rating may cause a decline in the value of its sovereign obligations as well as quasi-sovereign obligations issued by the government's agencies or instrumentalities. The governmental entity that controls the repayment of such debt may be unable or unwilling to repay principal or pay interest when due. A governmental entity may be affected by, among other factors, its cash flow situation, the extent of its foreign reserves, the availability of sufficient foreign exchange when a payment is due, the relative size of the debt service burden to the economy as a whole, the government's policy toward multilateral financial organizations, and other political or economic constraints.

In addition, governmental entities may depend on expected disbursements from other governments, multilateral agencies and other parties to reduce principal and interest arrearages on their debt. Such commitments of financial assistance may be conditioned on the implementation of economic reforms, economic performance and/or the timely service of debt. The failure to implement such reforms, achieve certain economic performance or repay principal or interest when due may result in the cancellation of such third parties' commitments to lend funds to the governmental entity, which may further impair its ability or willingness to timely service its debt.

Certain countries have experienced downgrades of, or have defaulted on, their sovereign debt, and they or other countries may default or face the risk of downgrades in the future. Any restructuring of sovereign debt will likely have a significant adverse effect on the debt's value. In the event of a default on sovereign or quasi-sovereign debt, a Fund may have limited legal recourse against the issuer and/or guarantor and may not be able to access collateral securing the debt.

Risk of Investing in U.S. Treasury STRIPS. U.S. Treasury STRIPS are created when the interest and principal components of a U.S. Treasury note or bond are separated and sold as separate securities. STRIPS are also called "zero-coupon" securities because they do not make periodic interest payments and therefore have longer durations than U.S. Treasury securities of similar maturities that distribute interest on a current basis. Instead, they are typically sold at a discount from their face value and can be redeemed at face value when they mature. U.S. Treasury STRIPS only make a payment upon maturity. As a result, the market value of U.S. Treasury STRIPS is generally more volatile than the value of other fixed-income securities with similar maturities that make periodic interest payments. U.S. Treasury STRIPS generally respond to changes in interest rates to a greater degree than other fixed-income securities with similar maturities and credit quality. U.S. Treasury STRIPS generally lose value when interest rates rise. The Fund is generally required to distribute investment income as cash dividends to Fund shareholders, but because U.S. Treasury STRIPS do not pay interest and are typically purchased at an "original issue discount," the Fund does not receive cash interest payments on the STRIPS in which it invests. As a result, the Fund may need to liquidate assets, at potentially inopportune times, to satisfy such income dividend distribution requirements. The timely payment of principal on these securities remains guaranteed by the full faith and credit of the U.S. government.

Securities Lending Risk. A Fund may engage in securities lending. Securities lending involves the risk that a Fund may lose money because the borrower of the loaned securities fails to return the securities in a timely manner or at all. A Fund could also lose money in the event of a decline in the value of collateral provided for loaned securities or a decline in the value of any investments made with cash collateral. These events could also trigger adverse tax consequences for a Fund.

Sustainability Risk. Sustainability risk is an inclusive term to designate investment risk (probability or uncertainty of occurrence of material losses relative to the expected return of an investment) that relates to environmental, social or governance issues.

Sustainability risk around environmental issues includes, but is not limited to, climate risk, both physical and transition risk. Physical risk arises from the physical effects of climate change, acute or chronic. For example, frequent and severe climate-related events can impact products and services and supply chains. Transition risk – whether policy, technology, market or reputation risk – arises from the adjustment to a low-carbon economy in order to mitigate climate change. Risks related to social issues can include, but are not limited to, labor rights and community relations. Governance-related risks can include but are not limited to risks around board independence, ownership and control, and audit and tax management. These risks can impact an issuer's operational effectiveness and resilience as well as its public perception and reputation, affecting its profitability and, in turn, its capital growth and ultimately impacting the value of holdings in a Fund.

These are only examples of sustainability risk factors, and sustainability risk factors do not solely determine the risk profile of the investment. The relevance, severity, materiality and time horizon of sustainability risk factors and other risks can differ significantly across Funds.

Sustainability risk can manifest itself through different existing risk types including, but not limited to, market, liquidity, concentration, credit and asset-liability mismatch risk. For example, a Fund may invest in the securities of an issuer that could face potentially reduced revenues or increased expenditures from physical climate risk (e.g., decreased production capacity due to supply chain perturbations, lower sales due to demand shocks or higher operating or capital costs) or transition risk (e.g., decreased demand for carbon-intensive products and services or increased production costs due to changing input prices). As a result, sustainability risk factors may have a material impact on an investment, may increase volatility, may affect liquidity and may have an adverse impact on the value of shares of a Fund.

The impact of those risks may be higher for Funds with particular sectoral or geographic concentrations. For example, Funds with geographic concentration in locations susceptible to adverse weather conditions where the value of the investments in the Funds may be more susceptible to adverse physical climate events, or Funds with specific sectoral concentrations, such as investing in industries or issuers with high carbon intensity or high switching costs associated with the transition to low carbon alternatives, may be more impacted by climate transition risks.

All or a combination of these factors may have an unpredictable impact on a Fund's investments. Under normal market conditions, such events could have a material impact on the value of shares of a Fund.

Assessments of sustainability risk are specific to the asset class and to a fund's investment objective. Different asset classes require different data and tools to apply heightened scrutiny, assess materiality, and make meaningful differentiation among issuers and assets. To the extent consistent with a Fund's investment objective, risks are considered and risk managed concurrently, by prioritizing in part based on materiality and on the Fund's objective.

The impacts of sustainability risk are likely to develop over time, and new sustainability risks may be identified as further data and information regarding sustainability factors and impacts become available.

Tax Risk. For a Fund that invests in tax-exempt municipal bonds, there is no guarantee that the Fund's income will be exempt from U.S. federal, state or local income taxes, the federal AMT or the federal Medicare contribution tax of 3.8% on "net investment income." The Index Provider relies on the bond issuer's prospectus disclosure of the opinion from its counsel as to the bond's tax-exempt status. Similarly, for municipal bonds not represented in the Underlying Index, BFA will rely on prospectus disclosure of the opinion from the bond issuer's counsel. Neither BFA nor a Fund guarantees that these opinions are correct, and there is no assurance that the IRS will agree with the bond counsel's opinion.

Issuers of tax-exempt securities or other parties generally enter into covenants requiring continuing compliance with U.S. federal tax requirements to preserve the tax-free status of interest payments over the life of the security. If at any time the covenants are not complied with, or if the IRS otherwise determines that the issuer did not comply with relevant tax requirements, interest payments from a security could become federally taxable, possibly retroactively to the date the security was issued, and the security could decline significantly in value. For municipal bonds not included in the Underlying Index, BFA will generally seek to obtain bonds that pay interest that is exempt from U.S. federal income taxes, the relevant state income taxes and the federal AMT. The interest on money market instruments, other cash equivalents and derivatives held by a Fund may be subject to federal, state and local income taxes and the federal Medicare contribution tax.

Events occurring after a municipal bond is issued or is acquired by a Fund may result in a determination that the bond's interest is includible in gross income, retroactively to the bond's date of issuance, for purposes of U.S. federal income taxes, the federal AMT or the federal Medicare contribution tax. Such a determination may cause a portion of prior distributions by a Fund to its shareholders to be taxable to those shareholders in the year of receipt. Also, although a Fund does not expect to do so, its investment policies permit it to invest up to 20% of its assets in securities whose interest is subject to ordinary income tax, the federal AMT or the federal Medicare contribution tax. Changes in U.S. federal, state or local income taxes, the federal AMT or the federal Medicare contribution tax or in the tax treatment of municipal bonds may make municipal bonds less attractive as investments and cause them to lose value.

Tracking Error Risk. A Fund that tracks an index is subject to the risk of "tracking error," which is the divergence of a Fund's performance from that of the Underlying Index. Tracking error may occur due to a number of factors, including differences between the securities and other assets held in a Fund's portfolio and those included in the Underlying Index; differences in the timing and methodologies used to value securities and other assets; transaction costs and other expenses incurred by a Fund that the Underlying Index does not incur; a Fund's holding of uninvested cash; differences in the timing of the accrual or the valuation of dividends or interest received by a Fund or distributions paid to Fund shareholders; tax gains or losses; the requirements for a Fund to maintain pass-through tax treatment; portfolio transactions carried out to minimize the distribution of capital gains to shareholders; the acceptance of custom baskets; changes to the Underlying Index, such as during a rebalancing or reconstitution; and impacts to a Fund of complying with certain regulatory requirements or limits. A Fund that tracks an index composed of a large number of securities or other assets may experience greater tracking error than a Fund that tracks a more narrow index. Tracking error risk may be heightened during times of increased market volatility or other unusual market conditions.

U.S. Agency Debt Risk. Certain debt issuances by U.S. government agencies or sponsored entities, including, among others, Fannie Mae, Freddie Mac, the Federal Home Loan Banks, and the Tennessee Valley Authority, are backed only by the general creditworthiness and reputation of the U.S. government agency or sponsored entity and not by the full faith and credit of the U.S. government. Such debt has more credit risk than debt that is supported by the full faith and credit of the U.S. government. Ginnie Mae securities and certain foreign government debt issuances guaranteed by the U.S. government, including certain issuances by Iraq and Israel, are backed by the full faith and credit of the U.S. government.

Changes in the financial condition or credit rating of the U.S. government or its agencies and sponsored entities may cause a decline in the value of U.S. agency debt. If a U.S. government agency or sponsored entity that is the issuer of securities in which a Fund invests is unable to meet its obligations or ceases to exist and no plan is made for the repayment of securities, the performance of the Fund will be adversely affected. There can be no assurance that the U.S. government will provide support to a U.S. agency or sponsored entity, even if it has done so in the past.

U.S. Agency Mortgage-Backed Securities Risk. MBS may be issued or guaranteed by the U.S. government or one of its agencies or sponsored entities. While securities guaranteed by Ginnie Mae are backed by the full faith and credit of the U.S. government, securities issued by Fannie Mae and Freddie Mac are not backed by the full faith and credit of the U.S. government. Debt that is not backed by the full faith and credit of the U.S. government has more credit risk than debt that is supported by the full faith and credit of the U.S. government. There can be no assurance that the U.S. government will provide financial support to its agencies or sponsored entities, even if it has done so in the past. If a U.S. government agency or sponsored entity that is the issuer of securities in which a Fund invests is unable to meet its obligations or ceases to exist and no plan is made for the repayment of securities, the performance of the Fund will be adversely affected.

MBS represent interests in “pools” of mortgages and are subject to the risk of default on the underlying mortgage loans, particularly during periods of economic downturn. MBS are also subject to prepayment and extension risk. Prepayment risk is the risk that, during periods of falling interest rates, a debt issuer may repay principal prior to the security’s maturity. As a result, a Fund may have to reinvest in securities with a lower yield or a higher risk of default, which could adversely impact the Fund’s income or return.

MBS are also subject to extension risk, which is the risk that when interest rates rise, certain MBS may be paid off substantially more slowly than originally anticipated, and the value of those securities may fall sharply, resulting in a decline in income and potentially in the value of the investment. Because of prepayment and extension risks, MBS react differently than other bonds to changes in interest rates. Small movements in interest rates (both increases and decreases) may quickly and significantly reduce the value of certain MBS.

A Fund may seek to obtain exposure to the fixed-rate portion of U.S. agency mortgage pass-through securities primarily through to-be-announced transactions, or TBAs. TBAs involve forward or delayed settlement in which the buyer does not know the actual MBS to be delivered until 48 hours before the settlement date. Losses may arise in TBAs due to changes in the value of the securities or if the counterparty does not perform under the terms of the agreement. If the TBA counterparty files for bankruptcy or becomes insolvent, a Fund’s right to repurchase or sell the securities involved in the transaction may be limited and the Fund may experience losses.

A Fund may invest cash pending settlement of TBA transactions in money market instruments, repurchase agreements, or other high-quality, liquid short-term instruments, including money market funds advised by BFA. A Fund will pay its pro rata share of fees and expenses of any money market fund that it may invest in, in addition to the Fund’s own fees and expenses.

U.S. Government Issuers Risk. The obligations of U.S. government agencies and authorities are supported by varying degrees of credit, but generally are not backed by the full faith and credit of the U.S. government. Debt that is not backed by the full faith and credit of the U.S. government has more credit risk than debt that is supported by the full faith and credit of the U.S. government. To the extent that the U.S. government has provided support to a U.S. agency or sponsored entity in the past, there can be no assurance that such support will be provided in the future. If a U.S. government agency or sponsored entity that is the issuer of securities in which a Fund invests is unable to meet its obligations or ceases to exist and no plan is made for the repayment of securities, the performance of the Fund will be adversely affected.

Changes in the financial condition or credit rating of the U.S. government or its agencies and authorities may cause a decline in the value of debt issued by such entities. Because U.S. government debt obligations are often used as a benchmark for other borrowing arrangements, a downgrade could cause disruptions in the broader bond markets and have a substantial adverse effect on the U.S. and global economy.

Direct obligations of the U.S. Treasury have historically involved little risk of loss of principal if held to maturity. However, due to fluctuations in interest rates, the market value of such securities may vary. Notwithstanding that U.S. Treasury obligations are backed by the full faith and credit of the United States, circumstances could arise that could prevent the timely payment of interest or principal, such as reaching the legislative “debt ceiling.” Such non-payment would result in losses to a Fund and substantial negative consequences for the U.S. economy and the global financial system.

U.S. Treasury Obligations Risk. U.S. Treasury obligations may differ from other securities in their interest rates, maturities, times of issuance and other characteristics. Direct obligations of the U.S. Treasury have historically involved little risk of loss of principal if held to maturity, but the market value of such securities is not guaranteed and may fluctuate. Although U.S. Treasury obligations are backed by the full faith and credit of the United States, circumstances (e.g., reaching the legislative “debt ceiling”) could arise that could prevent the timely payment of interest or principal. An actual or threatened failure of the U.S. government to pay its obligations would result in losses to a Fund holding such securities as well as substantial negative consequences for the U.S. economy and the global financial system.

Changes in the U.S. government’s financial condition or credit rating may cause the value of U.S. Treasury obligations to decline. Because U.S. government debt obligations are often used as a benchmark for other borrowing arrangements, a downgrade to the credit rating of the U.S. could result in higher interest rates for a range of borrowers, cause disruptions in the international bond markets and have a substantial adverse effect on the U.S. and global economies.

A high national debt level may increase market pressures to meet government funding needs, which may drive debt costs higher and lead the government to issue additional debt, thereby increasing refinancing risk. A high national debt also raises concerns that the U.S. government will not be able to make principal or interest payments when they are due. If market participants determine that U.S. sovereign debt levels are unsustainable, the value of the U.S. dollar could decline, thus increasing inflationary pressures and constraining the U.S. government’s ability to implement effective countercyclical fiscal policy in economic downturns.

Valuation Risk. The price that a Fund could receive upon the sale (or other disposition) of a security or other asset may differ from the Fund’s valuation of the security or other asset, particularly for securities or other assets that trade in low volume or volatile markets or that are valued using a fair value methodology. The price received by a Fund also may differ from the value used by the Underlying Index (if applicable). Because non-U.S. exchanges or markets may be open on days or during time periods when a Fund does not price its shares, the value of the securities or other assets in a Fund’s portfolio may change on days or during time periods when investors are not able to purchase or sell Fund shares.

In addition, for purposes of calculating a Fund’s NAV, the value of assets denominated in non-U.S. currencies (if any) is translated into U.S. dollars at the prevailing market rates. For a Fund that tracks an Underlying Index, this may result in a difference between the prices used to calculate the Fund’s NAV and the prices used by the Underlying Index, which, in turn, could result in a difference between the Fund’s

performance and the performance of the Underlying Index. Authorized Participants that create or redeem Fund shares on days when a Fund is holding fair-valued securities or other assets may receive fewer or more shares, or lower or higher redemption proceeds, than they would have received had the securities or other assets not been fair valued or been valued using a different methodology. The ability to value investments may be impacted by technological issues or errors by pricing services or other third-party service providers.

Portfolio Holdings Information

A description of the policies and procedures with respect to the disclosure of the Funds' portfolio securities and other assets (as applicable) is available in the applicable Statement of Additional Information ("SAI"). Each Fund discloses its portfolio holdings daily at www.iShares.com. Fact sheets providing information about each Fund's top holdings are posted on www.iShares.com when available and may be requested by calling 1-800-iShares (1-800-474-2737).

Management of the Funds

Investment Adviser

As investment adviser, BFA has overall responsibility for the general management and administration of the Funds. BFA provides an investment program for the Funds and manages the investment of the Funds' assets. In seeking to achieve the Funds' respective investment objectives, BFA uses teams of portfolio managers, investment strategists and other investment specialists and may draw upon the trading, research and expertise of its affiliates. This team approach brings together many disciplines and leverages BFA's extensive resources.

BFA is an indirect wholly owned subsidiary of BlackRock, Inc. ("BlackRock") and is located at 400 Howard Street, San Francisco, CA 94105. As of March 31, 2025, BFA and its affiliates provided investment advisory services for assets of approximately \$11.6 trillion.

From time to time, an employee of BlackRock may express views regarding a particular security or other instrument, asset class, company, industry, or market sector. Such views are the views of only that individual as of the time expressed. They do not necessarily represent the views of BlackRock or any other person within the BlackRock organization. Such views may change at any time based upon market or other conditions, and BlackRock has no responsibility to update such views. You should not rely on any such views as investment advice or as an indication of trading intent on behalf of a Fund.

Fees and Expenses

Pursuant to the Investment Advisory Agreement between BFA and the Trust (entered into on behalf of the Funds), BFA is responsible for substantially all expenses of each Fund, except the management fees, interest expenses, taxes, expenses incurred with respect to the acquisition and disposition of portfolio securities and the execution of portfolio transactions, including brokerage commissions, distribution fees or expenses, and litigation expenses and any extraordinary expenses (as determined by a majority of the Trustees who are not "interested persons" of the Trust). Operating expenses paid by BFA under the Investment Advisory Agreement exclude Acquired Fund Fees and Expenses, if any.

A discussion regarding the basis for the approval by the Trust's Board of Trustees (the "Board") of the Investment Advisory Agreement with BFA is available in the Funds' Form N-CSR filed with the SEC for the period ended August 31 and in the applicable financial statements and additional information documents posted at www.iShares.com.

For its investment advisory services to each Fund, for the fiscal year ended February 28, 2025, BFA was paid a management fee from each Fund, as a percentage of the Fund's average daily net assets, net of any applicable waivers, at the annual rate set forth in the table below. If BFA has contractually agreed to waive a portion of its management fees for a Fund, the contractual waiver may be terminated prior to its expiration date only upon written agreement of the Trust and BFA. In addition, BFA may from time to time voluntarily waive and/or reimburse fees or expenses to reduce a Fund's total annual fund operating expenses (excluding Acquired Fund Fees and Expenses, if any). Any such voluntary waiver or reimbursement may be eliminated by BFA at any time.

Fund	Management Fee
iShares 0-3 Month Treasury Bond ETF	0.08% ¹
iShares 1-3 Year Treasury Bond ETF	0.15%
iShares 3-7 Year Treasury Bond ETF	0.15%
iShares 7-10 Year Treasury Bond ETF	0.15%
iShares 10-20 Year Treasury Bond ETF	0.15%
iShares 20+ Year Treasury Bond ETF	0.15%
iShares 25+ Year Treasury STRIPS Bond ETF	0.10% ²
iShares Agency Bond ETF	0.20%
iShares California Muni Bond ETF	0.08%
iShares MBS ETF	0.04% ^{3,4}

Fund	Management Fee
iShares National Muni Bond ETF	0.05% ⁵
iShares New York Muni Bond ETF	0.25%
iShares Short Treasury Bond ETF	0.15% ⁶
iShares Short-Term National Muni Bond ETF	0.07%

¹ Effective June 28, 2024, BFA is paid a management fee from the Fund, as a percentage of the Fund's average daily net assets, at the annual rate of 0.09%. Prior to June 28, 2024, BFA was paid a management fee from the Fund, as a percentage of the Fund's average daily net assets, net of any applicable waivers, at the annual rate of 0.06%. BFA had contractually agreed to waive a portion of its management fee so that the Fund's total annual fund operating expenses after fee waiver would not exceed 0.07% through June 30, 2024.

² BFA has contractually agreed to waive a portion of its management fee so that the Fund's total annual fund operating expenses after the fee waiver will not exceed 0.10% through February 28, 2029. The contractual waiver may be terminated prior to February 28, 2029 only upon written agreement of the Trust and BFA.

³ The management fee schedule for the Fund, including its breakpoint pricing arrangements, is described in the Fund's Statement of Additional Information.

⁴ BFA has contractually agreed to waive a portion of its management fee such that the Fund's total annual fund operating expenses after the fee waiver will not exceed 0.04% through February 28, 2027. The contractual waiver may be terminated prior to February 28, 2027 only upon written agreement of the Trust and BFA.

⁵ BFA has contractually agreed to waive a portion of its management fees in an amount equal to the Acquired Fund Fees and Expenses, if any, attributable to investments by the Fund in other series of the Trust and iShares, Inc. through June 30, 2026. The contractual waiver may be terminated prior to June 30, 2026 only upon written agreement of the Trust and BFA.

⁶ BFA has contractually agreed to waive a portion of its management fees in an amount equal to the Acquired Fund Fees and Expenses, if any, attributable to investments by the Fund in other funds advised by BFA, or its affiliates, through June 30, 2026. The contractual waiver may be terminated prior to June 30, 2026 only upon written agreement of the Trust and BFA.

Portfolio Managers

The Portfolio Managers for each Fund are responsible for various functions related to portfolio management, including, but not limited to, investing cash inflows, coordinating with members of their respective portfolio management teams to focus on certain asset classes, implementing investment strategy, researching and reviewing investment strategy and overseeing members of their respective teams who have more limited responsibilities.

James Mauro and Karen Uyehara are primarily responsible for the day-to-day management of the Funds.

James Mauro has been employed by BFA or its affiliates as a portfolio manager since 2011. He is a Managing Director of BlackRock, Inc.

Karen Uyehara has been employed by BFA or its affiliates as a portfolio manager since 2010. She is a Managing Director of BlackRock, Inc.

Each Fund's SAI provides additional information about the Portfolio Managers' compensation, other accounts managed by the Portfolio Managers and the Portfolio Managers' ownership (if any) of shares of the Funds.

Administrator, Custodian and Transfer Agent

The administrator, custodian and transfer agent for each Fund is indicated in the table below.

Fund	The Bank of New York Mellon	Citibank, N.A.	JPMorgan Chase Bank, N.A.	State Street Bank and Trust Company
iShares 0-3 Month Treasury Bond ETF			✓	
iShares 1-3 Year Treasury Bond ETF			✓	
iShares 3-7 Year Treasury Bond ETF			✓	
iShares 7-10 Year Treasury Bond ETF			✓	
iShares 10-20 Year Treasury Bond ETF			✓	
iShares 20+ Year Treasury Bond ETF			✓	
iShares 25+ Year Treasury STRIPS Bond ETF			✓	
iShares Agency Bond ETF			✓	
iShares California Muni Bond ETF			✓	
iShares MBS ETF*				✓
iShares National Muni Bond ETF			✓	
iShares New York Muni Bond ETF			✓	

Fund	The Bank of New York Mellon	Citibank, N.A.	JPMorgan Chase Bank, N.A.	State Street Bank and Trust Company
iShares Short Treasury Bond ETF			✓	
iShares Short-Term National Muni Bond ETF			✓	

* JPMorgan Chase Bank, N.A. serves as custodian for the Fund in connection with certain securities lending activities.

Conflicts of Interest

The investment activities of BFA and its affiliates (including BlackRock and its subsidiaries (collectively, the “Affiliates”)), and their respective directors, officers or employees, in managing their own accounts and other accounts, may present conflicts of interest that could disadvantage a Fund and its shareholders.

BFA and its Affiliates are involved worldwide with a broad spectrum of financial services and asset management activities and in the ordinary course of business may engage in activities in which their interests or the interests of other clients may conflict with those of a Fund. BFA and its Affiliates act, or may act, as an investor, research provider, investment manager, commodity pool operator, commodity trading advisor, financier, underwriter, adviser, trader, lender, index provider, agent and/or principal. BFA and its Affiliates may have other direct and indirect interests in securities, currencies, commodities, derivatives and other assets in which a Fund may directly or indirectly invest.

BFA and its Affiliates may engage in proprietary trading and advise accounts and other funds that have investment objectives similar to those of a Fund and/or that engage in and compete for transactions in the same or similar types of securities, currencies and other assets as are held by a Fund. This may include transactions in securities issued by other open-end and closed-end investment companies, including investment companies that are affiliated with the Fund and BFA, to the extent permitted under the Investment Company Act of 1940, as amended (the “1940 Act”). The trading activities of BFA and its Affiliates are carried out without reference to positions held directly or indirectly by a Fund. These activities may result in BFA or an Affiliate having positions in assets that are senior or junior to, or that have interests different from or adverse to, the assets held by a Fund.

A Fund may invest in securities issued by, or engage in other transactions with, entities with which an Affiliate has significant debt or equity investments or other interests. A Fund may also invest in issuances (such as debt offerings or structured notes) for which an Affiliate is compensated for providing advisory, cash management or other services. A Fund also may invest in securities of, or engage in other transactions with, entities for which an Affiliate provides or may provide research coverage or other analysis.

An Affiliate may have business relationships with, and receive compensation from, distributors, consultants or others who recommend a Fund or who engage in transactions with or for a Fund.

Neither BlackRock nor any Affiliate is under any obligation to share any investment opportunity, idea or strategy with a Fund. As a result, an Affiliate may compete with a Fund for appropriate investment opportunities. The results of a Fund’s investment activities, therefore, may differ from those of an Affiliate and of other accounts managed by an Affiliate. It is possible that a Fund could sustain losses during periods in which one or more Affiliates and other accounts achieve profits on their trading for proprietary or other accounts. The opposite result is also possible.

In addition, a Fund may enter into transactions in which BFA or an Affiliate or their directors, officers, employees or clients have an adverse interest. A Fund may be adversely impacted by the effects of transactions undertaken by BFA or an Affiliate or their directors, officers, employees or clients.

From time to time, BlackRock or its advisory clients (including other funds and accounts) may, subject to compliance with applicable law, purchase and hold shares of a Fund. The price, availability, liquidity, and (in some cases) expense ratio of a Fund may be impacted by purchases and sales of the Fund by BlackRock or its advisory clients.

A Fund’s activities may be limited because of regulatory restrictions applicable to BFA or an Affiliate or their policies designed to comply with such restrictions.

Under a securities lending program approved by the Board, the Funds have retained BTC, an Affiliate of BFA, to serve as their securities lending agent to the extent that they participate in the securities lending program. For these services, the securities lending agent will receive a fee from the participating Fund based on the returns earned on the Fund’s lending activities, including investment of the cash received as collateral for the loaned securities. In addition, one or more Affiliates may be among the entities to which a Fund may lend its portfolio securities under the securities lending program.

Under an ETF Services Agreement, certain Funds have retained BlackRock Investments, LLC (the “Distributor” or “BRIL”), an Affiliate of BFA, to perform certain order processing, Authorized Participant communications, and related services in connection with the issuance and redemption of Creation Units (“ETF Services”). BRIL has engaged Citibank, N.A. (“Citibank”) as a subcontractor to provide certain ETF Services. BRIL retains a portion of the standard transaction fee received from Authorized Participants on each creation or redemption order from the Authorized Participant for the ETF Services provided. BlackRock collaborated with, and received payment from, Citibank on the

design and development of the ETF Services platform. Citibank has, and from time to time may develop, additional relationships with BlackRock or funds managed by BFA and its Affiliates.

BlackRock and its Affiliates may benefit from a Fund using a BlackRock index by creating increasing acceptance in the marketplace for such indexes. BlackRock and its Affiliates are not obligated to license an index to a Fund, and no Fund is under an obligation to use a BlackRock index. The terms of a Fund's index licensing agreement with BlackRock or its Affiliates may not be as favorable as the terms offered to other licensees.

The activities of BFA and its Affiliates and their respective directors, officers or employees may give rise to other conflicts of interest that could disadvantage a Fund and its shareholders. BFA has adopted policies and procedures designed to address these potential conflicts of interest. Please see the SAI for further information.

Shareholder Information

Additional shareholder information, including how to buy and sell shares of the Funds, is available free of charge by calling toll-free 1-800-iShares (1-800-474-2737) or visiting www.iShares.com.

Buying and Selling Shares

Transactions in shares of the Funds occur in the primary market and the secondary market. Primary market transactions, known as "creations" and "redemptions," occur only between the Funds and Authorized Participants (*i.e.*, financial institutions that are authorized to participate in such transactions), as described in the *Creations and Redemptions* section below.

Fund shares are listed on U.S. national securities exchanges, where they can be bought and sold throughout the trading day at market prices, like shares of other publicly traded companies. A Fund's shares may also be available in other secondary markets, such as on non-U.S. exchanges and through funds or structured investment vehicles similar to depository receipts. The Funds do not impose any minimum investment for Fund shares purchased on an exchange or otherwise in the secondary market.

Buying or selling Fund shares on an exchange or other secondary market generally involves two types of costs that are common in securities transactions. First, when buying or selling Fund shares through a broker, you may incur a brokerage commission and other charges. The commission is frequently a fixed amount; it may be a significant proportional cost if you are seeking to buy or sell small amounts of shares. Second, you may incur the cost of the "spread," which is any difference between the bid price and the ask price for the shares. The spread varies over time based on a Fund's trading volume and market liquidity. Generally, the spread is smaller if a Fund has high trading volume and market liquidity, and larger if a Fund has lower trading volume and market liquidity. The latter is often the case for newly launched or smaller funds. A Fund's spread may also be impacted by the liquidity (or lack thereof) of the underlying securities or other assets held by the Fund, particularly for newly launched or smaller funds, or by instances of significant volatility of the underlying assets.

The U.S. national securities exchanges that list Fund shares are open for trading Monday through Friday and are closed on weekends and the following holidays (or the days on which they are observed): New Year's Day, Martin Luther King Jr. Day, Presidents' Day, Good Friday, Memorial Day, Juneteenth, Independence Day, Labor Day, Thanksgiving Day and Christmas Day.

Investments in Investment Companies

Section 12(d)(1) of the 1940 Act generally restricts investments by investment companies, including foreign and unregistered investment companies, in the securities of other investment companies. For example, a registered investment company (the "Acquired Fund"), such as the Funds, may not knowingly sell or otherwise dispose of any security issued by the Acquired Fund to any investment company (the "Acquiring Fund") or any company or companies controlled by the Acquiring Fund if, immediately after such sale or disposition: (i) more than 3% of the total outstanding voting stock of the Acquired Fund is owned by the Acquiring Fund and any company or companies controlled by the Acquiring Fund, or (ii) more than 10% of the total outstanding voting stock of the Acquired Fund is owned by the Acquiring Fund and other investment companies and companies controlled by them.

Notwithstanding the foregoing, registered investment companies are permitted to invest in a Fund beyond the limits set forth in Section 12(d)(1), subject to certain terms and conditions set forth in Rule 12d1-4 under the 1940 Act. To make such an investment in an Acquired Fund, a registered investment company must, among other things, enter into an agreement with the Trust. If an Acquired Fund invests significantly in other registered investment companies in reliance on Rule 12d1-4, an Acquiring Fund will not be permitted to rely on Rule 12d1-4 and invest in the Fund beyond the Section 12(d)(1) limits. Any investment company interested in purchasing shares of a Fund beyond the limits set forth in Section 12(d)(1) should contact BFA.

Foreign investment companies are permitted to invest in a Fund only up to the limits set forth in Section 12(d)(1), subject to any applicable SEC no-action relief.

Book Entry

Shares of the Funds are held in book-entry form, which means that no stock certificates are issued. The Depository Trust Company ("DTC"), which serves as the securities depository for shares of the Funds, or its nominee is the record owner of, and holds legal title to, all outstanding shares of the Funds.

Investors owning Fund shares are beneficial owners as shown on the records of DTC or its participants. DTC participants include securities brokers and dealers, banks, trust companies, clearing corporations and other institutions that directly or indirectly maintain a custodial relationship with DTC. As a beneficial owner of Fund shares, you are not entitled to receive physical delivery of stock certificates or to have shares registered in your name, and you are not considered a registered owner of shares. Therefore, to exercise any right as an owner of Fund shares, you must rely upon the procedures of DTC and its participants. These procedures are the same as those that apply to any other securities held in book-entry or "street name" form.

Share Prices

The trading prices of a Fund's shares in the secondary market generally differ from the Fund's daily NAV and are affected by various factors, such as the supply of and demand for ETF shares and the securities or other assets held by a Fund as well as other market and economic conditions.

Determination of Net Asset Value

The NAV of a Fund (except for the iShares 0-3 Month Treasury Bond ETF and the iShares Short Treasury Bond ETF) normally is determined once daily Monday through Friday, on each day that the New York Stock Exchange ("NYSE") is open for trading. The NAV generally is determined as of the close of the NYSE's regular trading hours, normally 4:00 p.m. Eastern time, based on prices at the time of closing.

For the iShares 0-3 Month Treasury Bond ETF and the iShares Short Treasury Bond ETF, the NAV normally is determined twice daily Monday through Friday (on each day that the NYSE is open for trading) as follows: (1) as of 12:00 p.m. Eastern time, based on prices as of that time, and (2) as of the close of the NYSE's regular trading hours, based on prices at the time of closing.

Any Fund assets or liabilities that are denominated in currencies other than the U.S. dollar are translated into U.S. dollars at the prevailing market rates on the date of valuation as quoted by one or more data service providers.

The NAV of a Fund is calculated by dividing the value of the Fund's net assets (*i.e.*, the value of its total assets, including the value of any underlying fund shares in which the Fund invests, less total liabilities) by the total number of outstanding shares of the Fund, generally rounded to the nearest cent. The value of a Fund's assets and liabilities is determined pursuant to BFA's valuation policies and procedures. BFA has been designated by the Board as the valuation designee for each Fund pursuant to Rule 2a-5 under the Investment Company Act.

Equity securities and other equity instruments for which market quotations are readily available are valued at market value, which is generally determined using the last reported official closing price or, if a reported closing price is not available, the last traded price on the exchange or market on which the security or instrument is primarily traded at the time of valuation. Shares of underlying open-end funds (including money market funds) that are not traded on an exchange are valued at net asset value. Shares of underlying ETFs and closed-end funds that trade on exchanges are valued at their most recent market closing price.

Fixed-income securities are valued using last available bid prices or current market quotations provided by dealers or prices (including evaluated prices) supplied by the Funds' approved independent third-party pricing services, each in accordance with BFA's valuation policies and procedures. Pricing services may use matrix pricing or valuation models that utilize certain inputs and assumptions to derive values. Pricing services generally value fixed-income securities assuming orderly transactions of an institutional round lot size, but a Fund may hold or transact in such securities in smaller odd lot sizes. Odd lots of securities in certain asset classes may trade at lower prices than institutional round lots, and the value ultimately realized when the securities are sold could differ from the prices used by a Fund. The amortized cost method of valuation may be used with respect to debt obligations with 60 days or less remaining to maturity unless BFA determines in good faith that such method does not represent fair value.

Generally, trading in certain instruments (*e.g.*, non-U.S. securities, money market instruments, etc.) is substantially completed each day at various times prior to the close of the NYSE's regular trading hours. The values of such instruments used in computing a Fund's NAV are determined as of such times.

For certain foreign assets, a third-party vendor supplies evaluated, systematic fair value pricing based upon the movement of a proprietary multi-factor model after the relevant foreign markets have closed. This systematic fair value pricing methodology is designed to correlate the prices of foreign assets in one or more non-U.S. markets following the close of the local markets to the prices that might have prevailed as of a Fund's pricing time.

Customized exchange-traded equity options may be valued using a mathematical model that may incorporate a number of market data factors.

When market quotations are not readily available or are believed by BFA to be unreliable, BFA will fair value a Fund's investments in accordance with its policies and procedures. Fair value represents a good faith approximation of the value of an asset or liability. It is the amount that the Fund might reasonably expect to receive from the current sale of an asset or the cost to extinguish a liability in an arm's-length transaction.

BFA may conclude that a market quotation is not readily available or is unreliable if:

- An asset or liability does not have a price source due to its lack of trading or other reasons;
- A market quotation differs significantly from recent price quotations or otherwise no longer appears to reflect fair value;

- An asset or liability is thinly traded;
- There is a significant event subsequent to the most recent market quotation; or
- The trading market on which an instrument is listed is suspended or closed and no appropriate alternative trading market is available.

A “significant event” is deemed to occur if BFA determines, in its reasonable business judgment prior to or at the time of pricing a Fund’s assets or liabilities, that the event is likely to cause a material change to the last exchange closing price or closing market price of one or more of the Fund’s assets or liabilities.

Valuing a Fund’s investments using fair value pricing may result in prices that differ from current market valuations and that may not be the prices at which those investments could have been sold during the period for which the particular fair values were used. For an index Fund, the use of both fair value prices and current market valuations in a particular NAV calculation could result in a difference between the prices used to calculate a Fund’s NAV and the prices used by the Fund’s underlying index. This could, in turn, result in a difference between the Fund’s performance and the performance of its underlying index.

Dividends and Distributions

General Policies. A Fund generally declares and pays dividends from net investment income, if any, at least once a year. Distributions of net realized securities gains, if any, generally are declared and paid once a year, but the Trust may make distributions on a more frequent basis for a Fund. The Trust reserves the right to declare special distributions if, in its reasonable discretion, such action is necessary or advisable to preserve its status as a regulated investment company (“RIC”) or to avoid the imposition of income or excise taxes on undistributed income or realized gains.

Dividends and other distributions on Fund shares are distributed on a pro rata basis to beneficial owners of the shares. Dividend payments and other distributions are made through DTC participants and indirect participants to beneficial owners then of record with proceeds received from the Funds.

Dividend Reinvestment Service. No dividend reinvestment service is provided by the Trust. Broker-dealers may make the DTC book-entry Dividend Reinvestment Program available to beneficial owners of Fund shares for the reinvestment of distributions. Beneficial owners should contact their broker to determine the availability and costs of the service and the details of participation. Brokers may require beneficial owners to adhere to specific procedures and timetables. If the program is used, dividend distributions of both income and realized gains will be automatically reinvested in additional whole Fund shares purchased in the secondary market.

Note on Tax Information. *The following sections summarize some of the consequences under current U.S. federal tax law of an investment in a Fund. This information is not a substitute for personal tax advice. You may also be subject to state and local taxation on Fund distributions and sales of Fund shares. Distributions that are attributable to interest from U.S. federal government obligations may be exempt from certain state and local tax. Consult your personal tax advisor about the potential tax consequences of an investment in Fund shares under all applicable tax laws.*

Taxes

As with any investment, you should consider how your investment in shares of a Fund will be taxed, including possible tax consequences when a Fund makes distributions or when you sell Fund shares. The tax information in this Prospectus is provided as general information, based on current law. You should consult your own tax professional about the tax consequences of an investment in shares of a Fund. There is no guarantee that shares of a Fund will receive certain regulatory or accounting treatment.

Taxes on Fund Distributions

Shareholders in a Fund will receive information after the end of each calendar year setting forth the amount of dividends and long-term capital gains distributed to them by the Fund during the prior year, if any. Likewise, the amount of tax-exempt income, if any, that a Fund distributes will be reported. Such income must be reported on the shareholder’s U.S. federal income tax return.

In general, distributions are subject to U.S. federal income tax for the year when they are paid. Certain distributions paid in January, however, may be treated as paid on December 31 of the prior year.

Capital Gains. Distributions from a Fund’s net investment income (other than qualified dividend income or from net tax-exempt income, if any), including distributions of income from securities lending and distributions out of a Fund’s net short-term capital gains, if any, are taxable to you as ordinary income. Distributions by a Fund of net long-term capital gains, if any, in excess of net short-term capital losses (capital gain dividends) are taxable to you as long-term capital gains, regardless of how long you have held the Fund’s shares. Long-term capital gains and qualified dividend income are generally eligible for taxation at preferential rates for non-corporate shareholders. However, different preferential rates may apply depending on the type of capital gains, such as Fund distributions of certain amounts received from real estate investment trusts (“REITs”), if any.

Return of Capital. If a Fund’s distributions exceed current and accumulated earnings and profits, all or a portion of the distributions made in the taxable year may be recharacterized as a return of capital to shareholders. A return of capital distribution generally will not be taxable but will reduce the shareholder’s cost basis and result in a higher capital gain or lower capital loss when those shares on which the distribution was received are sold. Once a shareholder’s cost basis is reduced to zero, further distributions will be treated as capital gains, if the

shareholder holds shares of the Fund as capital assets. Distributions in excess of a Fund's minimum distribution requirements, but not in excess of the Fund's earnings and profits, will be taxable to shareholders and will not constitute nontaxable returns of capital.

Qualified Dividend Income. Distributions by a Fund that qualify as qualified dividend income, if any, are taxable to you at long-term capital gain rates. Dividends will be qualified dividend income to you if they are attributable to qualified dividend income received by a Fund. Generally, qualified dividend income includes dividend income from stock issued by taxable U.S. corporations and qualified non-U.S. corporations, provided that the Fund satisfies certain holding period requirements and has not hedged its position in the stock in certain ways. For this purpose, a qualified non-U.S. corporation means any non-U.S. corporation that is eligible for benefits under a comprehensive income tax treaty with the U.S., which includes an exchange of information program, or if the stock with respect to which the dividend was paid is readily tradable on an established U.S. securities market. The term excludes a corporation that is a passive foreign investment company.

Dividends received by a Fund from a RIC, if any, generally are qualified dividend income only to the extent that such dividend distributions are made out of qualified dividend income received by such RIC. Additionally, it is expected that dividends received by a Fund from a REIT, if any, and distributed to a shareholder generally will be taxable to the shareholder as ordinary income. However, for tax years beginning after December 31, 2017 and before January 1, 2026, a Fund may report dividends eligible for a 20% "qualified business income" deduction for non-corporate U.S. shareholders to the extent that the Fund's income is derived from ordinary REIT dividends, reduced by allocable Fund expenses.

For a dividend to be treated as qualified dividend income, the dividend must be received with respect to a share of stock held without being hedged by the relevant Fund, and with respect to a share of the Fund held without being hedged by you, for 61 days during the 121-day period beginning at the date that is 60 days before the date on which such share becomes ex-dividend with respect to such dividend or, in the case of certain preferred stock, 91 days during the 181-day period beginning 90 days before such date.

Fund distributions, to the extent attributable to dividends from U.S. corporations, will be eligible for the dividends received deduction for Fund shareholders that are corporations, subject to certain hedging and holding requirements.

Substitute dividends received by a Fund with respect to dividends paid on securities lent out, if any, will not be qualified dividend income.

Medicare Tax. A 3.8% U.S. federal Medicare contribution tax is imposed on "net investment income," including, but not limited to, interest, dividends, and net gain, of U.S. individuals with income exceeding \$200,000 (or \$250,000 if married and filing jointly) and of estates and trusts.

Alternative Minimum Tax. The AMT is a separate U.S. federal tax system that operates in parallel to the regular federal income tax system but eliminates many deductions and exclusions. The AMT has different tax rates and treats as taxable certain types of income that are nontaxable for regular income tax purposes, such as the interest on certain "private activity" municipal bonds. If a taxpayer's overall AMT liability is higher than regular income tax liability, then the taxpayer owes the regular income tax liability plus the difference between the AMT liability and the regular income tax liability.

Tax-Exempt Dividends

For each Fund listed below, dividends paid by the Fund that are properly reported as tax-exempt interest dividends will not be subject to regular U.S. federal income tax. Each Fund intends to invest its assets in a manner such that dividend distributions to its shareholders generally will be exempt from U.S. federal income taxation, including the federal AMT. Dividends paid by a Fund will be exempt from U.S. federal income tax (though not necessarily exempt from state and local taxation) to the extent of the Fund's tax-exempt interest income as long as 50% or more of the value of the Fund's assets at the end of each quarter is invested in state, municipal and other bonds whose interest is excluded from gross income for U.S. federal income tax purposes and as long as the Fund properly reports such dividends as tax-exempt interest dividends.

Exempt interest dividends from interest earned on the municipal securities of a state or its political subdivisions may be exempt from income tax in that state. However, income from the municipal securities of one state generally will not qualify for tax-free treatment in other states.

iShares California Muni Bond ETF

iShares National Muni Bond ETF

iShares New York Muni Bond ETF

iShares Short-Term National Muni Bond ETF

Original Issue Discount and Inflation-Related Adjustments

Accruals of "original issue discount" on bonds that a Fund acquires at a discount and adjustments for inflation to the principal amount of an inflation-protected U.S. Treasury bond held by a Fund may be included for tax purposes in the Fund's gross income, even though no cash attributable to such gross income has at that point been received by the Fund. In such event, the Fund may be required to make annual distributions to shareholders that exceed the cash it has otherwise received. In order to pay such distributions, the Fund may be required to raise cash by selling portfolio investments. The sale of such investments could result in capital gains to the Fund and additional capital gains distributions to Fund shareholders. In addition, any deflation-related adjustments during the taxable year to an inflation-indexed bond held by a Fund may cause amounts distributed in the taxable year as income to be characterized as a return of capital.

Market Discount Bonds

Any market discount recognized on a bond, including a tax-exempt interest bond, is taxable as ordinary income. A market discount bond is a bond acquired in the secondary market at a price below redemption value or adjusted issue price if issued with original issue discount. To the extent that a Fund does not include the market discount in income as it accrues, gains on the Fund's disposition of such an obligation will be treated as ordinary income rather than capital gains to the extent of the accrued market discount.

Derivatives and Other Complex Instruments

A Fund may invest in derivatives and other complex instruments, and such investments may be subject to special and complicated rules. These rules could affect whether gains and losses recognized by a Fund are treated as ordinary income or capital gains, accelerate the recognition of income to a Fund or defer a Fund's ability to recognize losses. In addition, these rules may affect the amount, timing or character of income distributed to you by a Fund. You should consult your personal tax advisor regarding the application of these rules.

Non-U.S. Income Taxes

Dividends, interest and capital gains (if any) earned by a Fund with respect to securities issued by non-U.S. issuers may give rise to withholding, capital gains and other taxes imposed by non-U.S. countries. Tax conventions between certain countries and the U.S. may reduce or eliminate such taxes. If, at the close of a year, more than 50% of a Fund's total assets consist of non-U.S. stocks or securities (generally, for this purpose, depositary receipts, no matter where traded, of non-U.S. companies are treated as "non-U.S."), generally the Fund may "pass through" to you certain non-U.S. income taxes, including withholding taxes, paid by the Fund. This means that you would be considered to have received as an additional dividend your share of such non-U.S. taxes, but you may be entitled to either a corresponding tax deduction in calculating your taxable income or, subject to certain limitations, a credit in calculating your U.S. federal income tax. No deduction for such taxes will be permitted to individuals in computing their alternative minimum tax liability. If a Fund does not pass through non-U.S. taxes, the Fund will be entitled to claim a deduction for certain foreign taxes that it incurs.

Under certain circumstances, if a Fund receives a refund of foreign taxes paid with respect to a prior year, the value of Fund shares could be affected or any foreign tax credits or deductions passed through to shareholders with respect to the Fund's foreign taxes for the current year could be reduced.

If, at the close of the year, more than 50% of a Fund's total assets consist of stocks or securities issued by non-U.S. issuers, including depositary receipts (no matter where traded) of non-U.S. companies, or, at the close of each quarter, more than 50% of a Fund's total assets consist of shares of an Underlying Fund, the Fund may "pass-through" to you certain non-U.S. income taxes (including withholding taxes) paid by the Fund or, if its assets meet these requirements, the Underlying Fund.

For purposes of foreign tax credits for U.S. shareholders of a Fund, foreign capital gains taxes may not produce associated foreign source income, limiting the availability of such credits for U.S. persons.

Non-U.S. Shareholders

If you are neither a resident nor a citizen of the U.S. or if you are a non-U.S. entity (other than a pass-through entity to the extent owned by U.S. persons), a Fund's ordinary income dividends, if any, generally will be subject to a 30% U.S. federal withholding tax, unless a lower treaty rate applies. However, withholding tax generally will not apply to any gain or income realized by a non-U.S. shareholder upon the sale or other disposition of Fund shares or with respect to certain distributions paid to a non-U.S. shareholder and reported by the Fund as capital gain dividends, interest-related dividends or short-term capital gain dividends.

Separately, a 30% withholding tax may be imposed on Fund distributions (if any) paid to certain foreign entities, unless such entities comply, or are deemed compliant, with extensive reporting and withholding requirements designed to inform the U.S. Department of the Treasury of U.S.-owned foreign investment accounts.

Backup Withholding

If you are a resident or a citizen of the U.S. and you have not provided a taxpayer identification number or social security number and made other required certifications, by law, backup withholding at a 24% rate will apply to Fund distributions and proceeds (if any).

Securities Lending

If your shares of a Fund are loaned out pursuant to a securities lending arrangement, you may lose the ability to treat Fund dividends that are paid while the shares are held by the borrower as qualified dividend income, and you may lose the ability to use non-U.S. tax credits passed through by the Fund.

Fund of Funds

If a Fund invests in an Underlying Fund, short-term capital gains earned by the Underlying Fund, if any, will be ordinary income when distributed to the Fund and will not be offset by the Fund's capital losses. To the extent such Fund is expected to invest in an Underlying Fund, the Fund's realized losses on sales of shares of the Underlying Fund may be indefinitely or permanently deferred as "wash sales." Capital loss carryforwards of the Underlying Fund, if any, will not offset net capital gains of the Fund.

Taxes on the Sale of Exchange-Listed Fund Shares

Any capital gain or loss realized upon a sale of Fund shares is generally treated as a long-term capital gain or loss if the shares have been held for more than one year. Any capital gain or loss realized upon a sale of Fund shares that have been held for one year or less is generally treated as a short-term capital gain or loss. However, any capital loss on a sale of Fund shares held for six months or less is treated as a long-term capital loss to the extent that capital gain dividends were paid with respect to such shares. Any such capital gains, including from sales of Fund shares or from capital gain dividends, are included in “net investment income” for purposes of the 3.8% U.S. federal Medicare contribution tax mentioned above.

State Taxes

iShares California Muni Bond ETF. So long as, at the close of each quarter of the Fund’s taxable year, at least 50% of the value of the Fund’s total assets consists of California municipal bonds or certain obligations of the U.S., exempt-interest dividends not exceeding the interest received on such California municipal bonds and U.S. government obligations and reported by the Fund as exempt-interest dividends will be treated as interest excludable from income for purposes of the California personal income tax and the California corporate income tax. Exempt-interest dividends paid to shareholders subject to the California corporate franchise tax will be taxable as ordinary income for purposes of such tax. Interest income from other investments may produce taxable dividend distributions. If you are subject to income tax in a state other than California, dividends derived from interest on California municipal bonds may, depending on the treatment of out-of-state municipal bonds by that state, not be exempt from tax in that state. Distributions of taxable income and capital gain dividends will be taxed at ordinary income tax rates for California state income tax purposes. Interest on indebtedness incurred or continued by a shareholder of the Fund to purchase or carry shares of the Fund generally will not be deductible for California personal or corporate income tax purposes.

iShares New York Muni Bond ETF. To the extent that the Fund’s interest income dividends are excluded from gross income for federal income tax purposes and are derived from interest payments on tax-exempt obligations issued by or on behalf of New York State and its political subdivisions and agencies, such dividends will be exempt from New York State and New York City personal income taxes to the extent that they are not otherwise limited. Distributions of the Fund to corporate taxpayers are not exempt from the New York State corporation franchise tax or the New York City general corporation tax. In addition, interest on indebtedness incurred or continued by shareholders to purchase or carry shares of the Fund generally will not be deductible for New York State or New York City personal income tax purposes.

Creations and Redemptions

Prior to being traded in the secondary market, Fund shares are “created” at NAV by Authorized Participants (*i.e.*, market makers, large investors and other financial institutions) in block-size Creation Units or multiples thereof. Fund shares are created or redeemed only in Creation Units, and only Authorized Participants may create or redeem Creation Units with the Funds.

Each Authorized Participant is a member or participant of a clearing agency registered with the SEC and has entered into a written agreement with the Funds’ Distributor, an affiliate of BFA. The agreement allows the Authorized Participant to place orders for the purchase and redemption of Creation Units. Authorized Participants may create or redeem Creation Units for their own accounts or for customers, including, without limitation, affiliates of the Funds. Creation transactions are subject to acceptance by the Distributor and the relevant Fund.

Generally, there are three transaction methods for creating and redeeming Fund shares: in-kind securities (“in-kind”), partial cash and all cash.

In-Kind. In a creation transaction, an Authorized Participant deposits into a Fund a “creation basket,” which is a portfolio of securities or other assets designated by the Fund, as well as a cash amount. The Authorized Participant receives a specified number of Creation Units in return. In a redemption transaction, an Authorized Participant deposits Creation Units with a Fund and receives from the Fund a “redemption basket,” which is a portfolio of securities or other assets designated by the Fund, as well as a cash amount.

Partial Cash. In a creation transaction, an Authorized Participant deposits into a Fund a creation basket and a cash amount, including cash that replaces a security or other asset in the creation basket, in exchange for Creation Units. In a redemption transaction, an Authorized Participant deposits Creation Units with a Fund and receives from the Fund a redemption basket and a cash amount, including cash that replaces a security or other asset in the redemption basket.

All Cash. In a creation transaction, an Authorized Participant deposits into a Fund an amount of cash specified by the Fund in exchange for Creation Units. In a redemption transaction, an Authorized Participant deposits Creation Units with a Fund and receives from the Fund a specified amount of cash.

The creation and redemption baskets for a Fund may differ in composition, and certain iShares ETFs accept “custom baskets.” More information about custom baskets is provided in the Funds’ SAI.

Each Fund generally engages in creation and redemption transactions according to the method indicated in the table below. In certain circumstances, however, a Fund may use another transaction method (*e.g.*, an in-kind Fund may transact partially or fully in cash).

Fund	In-Kind	Partial	All Cash
iShares 0-3 Month Treasury Bond ETF	✓		
iShares 1-3 Year Treasury Bond ETF	✓		
iShares 3-7 Year Treasury Bond ETF	✓		
iShares 7-10 Year Treasury Bond ETF	✓		
iShares 10-20 Year Treasury Bond ETF	✓		
iShares 20+ Year Treasury Bond ETF	✓		
iShares 25+ Year Treasury STRIPS Bond ETF	✓		
iShares Agency Bond ETF	✓		
iShares California Muni Bond ETF		✓	
iShares MBS ETF		✓	
iShares National Muni Bond ETF		✓	
iShares New York Muni Bond ETF		✓	
iShares Short Treasury Bond ETF	✓		
iShares Short-Term National Muni Bond ETF		✓	

The prices at which creations and redemptions occur are based on the next calculation of a Fund's NAV after a creation or redemption order is tendered in an acceptable form under the Authorized Participant agreement. In the event of a system failure or other interruption, including disruptions at market makers or Authorized Participants, creation and redemption orders may not be executed according to a Fund's instructions or may not be executed at all.

Additional information about the creation and redemption of Creation Units (including the cut-off times for the receipt of creation and redemption orders) is included in the Funds' SAI.

The Funds do not impose restrictions on the frequency of purchases and redemptions of Fund shares directly with a Fund. The Board determined not to adopt policies and procedures designed to prevent or monitor for frequent purchases and redemptions of Fund shares because each Fund generally sells and redeems its shares directly through transactions that are in-kind and/or for cash, with a deadline for placing cash-related transactions no later than the close of the primary markets for the Fund's portfolio securities. However, the Funds have taken certain measures (*e.g.*, imposing transaction fees on purchases and redemptions of Creation Units and reserving the right to reject purchases of Creation Units under certain circumstances) to minimize the potential consequences of frequent cash purchases and redemptions by Authorized Participants, such as increased tracking error, disruption of portfolio management, dilution to the Funds, and/or increased transaction costs. Further, the vast majority of trading in Fund shares occurs on the secondary market, which does not involve the Funds directly, and such trading is unlikely to cause many of the harmful effects of frequent cash purchases or redemptions of Fund shares.

To the extent a Fund engages in in-kind transactions, the Fund intends to comply with the U.S. federal securities laws in accepting securities for deposit and satisfying redemptions with redemption securities by, among other means, assuring that any securities accepted for deposit and any securities used to satisfy redemption requests will be sold in transactions that would be exempt from registration under the Securities Act of 1933, as amended (the "1933 Act"). Further, an Authorized Participant that is not a "qualified institutional buyer," as such term is defined in Rule 144A under the 1933 Act, will not be able to receive restricted securities eligible for resale under Rule 144A.

Because Fund shares may be created and issued on an ongoing basis, at any point during the life of a Fund a "distribution," as such term is used in the 1933 Act, may be occurring. Broker-dealers and other persons are cautioned that some activities on their part may, depending on the circumstances, result in their being deemed participants in a distribution in a manner that could render them statutory underwriters subject to the prospectus delivery and liability provisions of the 1933 Act. Any determination of whether one is an underwriter must take into account all the relevant facts and circumstances of each particular case.

Broker-dealers should also note that dealers who are not "underwriters" but are participating in a distribution (as contrasted to ordinary secondary transactions), and thus dealing with shares that are part of an "unsold allotment" within the meaning of Section 4(a)(3)(C) of the 1933 Act, would be unable to take advantage of the prospectus delivery exemption provided by Section 4(a)(3) of the 1933 Act. For delivery of prospectuses to exchange members, the prospectus delivery mechanism of Rule 153 under the 1933 Act is available only with respect to transactions on a national securities exchange.

Householding

Householding is an option available to certain Fund investors. Householding is a method of delivery, based on the preference of the individual investor, in which a single copy of certain shareholder documents can be delivered to investors who share the same address, even if their accounts are registered under different names. Please contact your broker-dealer if you are interested in enrolling in householding and receiving a single copy of prospectuses and other shareholder documents, or if you are currently enrolled in householding and wish to change your householding status.

Distribution

The Distributor or its agent distributes Creation Units for the Funds on an agency basis. The Distributor does not maintain a secondary market in shares of the Funds. The Distributor has no role in determining the policies of the Funds or the securities or other assets (as applicable) that are purchased or sold by the Funds. The Distributor's principal address is 50 Hudson Yards, New York, NY 10001.

BFA or its affiliates make payments to broker-dealers, registered investment advisers, banks or other intermediaries (together, "intermediaries") related to marketing activities and presentations, educational training programs, conferences, the development of technology platforms and reporting systems, data provision services, or their making shares of the Funds available to their customers generally and in certain investment programs. Such payments, which may be significant to the intermediary, are not made by the Funds. Rather, such payments are made by BFA or its affiliates from their own resources, which come directly or indirectly in part from fees paid by the Funds. Payments of this type are sometimes referred to as revenue-sharing payments. A financial intermediary may make decisions about which investment options it recommends or makes available, or the level of services provided, to its customers based on the payments or other financial incentives the intermediary is eligible to receive. Therefore, such payments or other financial incentives that are offered or made to an intermediary create conflicts of interest between the intermediary and its customers and may cause the intermediary to recommend the Funds over another investment. More information regarding these payments is contained in the applicable SAI. **Please contact your salesperson or other investment professional for more information regarding any such payments that their firm may receive from BFA or its affiliates.**

Financial Highlights

The financial highlights table for each Fund is intended to help you understand the Fund's financial performance for the past five fiscal years or, if shorter, the period since the Fund's inception. Certain information reflects financial results for a single Fund share. The total return information represents the rate that an investor would have earned (or lost) on an investment in the Fund, assuming reinvestment of all dividends and distributions. This information has been audited by PricewaterhouseCoopers LLP, whose report, along with each Fund's financial statements, is included in each Fund's Form N-CSR (available upon request).

For a share outstanding throughout each period:

	iShares 0-3 Month Treasury Bond ETF				
	Year Ended 02/28/25	Year Ended 02/29/24	Year Ended 02/28/23	Year Ended 02/28/22	Period from 05/26/20 ^(a) to 02/28/21
Net asset value, beginning of period	\$ 100.66	\$ 100.41	\$ 100.02	\$ 100.01	\$ 100.01
Net investment income ^(b)	4.92	5.26	2.81	0.04	0.05
Net realized and unrealized gain (loss) ^(c)	0.09	(0.06)	(0.57)	0.00	0.00 ^(d)
Net increase from investment operations	5.01	5.20	2.24	0.04	0.05
Distributions from net investment income^(e)	(5.02)	(4.95)	(1.85)	(0.03)	(0.05)
Net asset value, end of period	\$ 100.65	\$ 100.66	\$ 100.41	\$ 100.02	\$ 100.01
Total Return^(f)					
Based on net asset value	5.11%	5.32%	2.25%	0.04%	0.05% ^(g)
Ratios to Average Net Assets^(h)					
Total expenses	0.10%	0.12%	0.12%	0.12%	0.12% ⁽ⁱ⁾
Total expenses after fees waived	0.08%	0.06%	0.04%	0.03%	0.03% ⁽ⁱ⁾
Net investment income	4.90%	5.24%	2.81%	0.04%	0.07% ⁽ⁱ⁾
Supplemental Data					
Net assets, end of period (000)	\$35,510,032	\$18,521,058	\$8,122,928	\$1,865,428	\$735,108
Portfolio turnover rate ^(j)	0%	0% ^(k)	0%	0%	326%

(a) Commencement of operations.

(b) Based on average shares outstanding.

(c) The amounts reported for a share outstanding may not accord with the change in aggregate gains and losses in securities for the fiscal period due to the timing of capital share transactions in relation to the fluctuating market values of the Fund's underlying securities.

(d) Rounds to less than \$0.01.

(e) Distributions for annual periods determined in accordance with U.S. federal income tax regulations.

(f) Where applicable, assumes the reinvestment of distributions.

(g) Not annualized.

(h) Excludes fees and expenses incurred indirectly as a result of investments in underlying funds.

(i) Annualized.

(j) Portfolio turnover rate excludes in-kind transactions, if any.

(k) Portfolio turnover rate presented in the previously issued financial statements for the year-ended 02/29/24 of 584% has been revised to remove the impact from short-term securities included in error, which the fund determined was immaterial to the previously issued financial statements.

For a share outstanding throughout each period:

	iShares 1-3 Year Treasury Bond ETF				
	Year Ended 02/28/25	Year Ended 02/29/24	Year Ended 02/28/23	Year Ended 02/28/22	Year Ended 02/28/21
Net asset value, beginning of year	\$ 81.70	\$ 80.97	\$ 84.55	\$ 86.30	\$ 85.70
Net investment income ^(a)	3.23	2.60	1.38	0.20	0.62
Net realized and unrealized gain (loss) ^(b)	0.89	0.67	(3.77)	(1.73)	0.69
Net increase (decrease) from investment operations	4.12	3.27	(2.39)	(1.53)	1.31
Distributions^(c)					
From net investment income	(3.24)	(2.54)	(1.19)	(0.19)	(0.71)
From net realized gain	—	—	—	(0.03)	—
Total distributions	(3.24)	(2.54)	(1.19)	(0.22)	(0.71)
Net asset value, end of year	\$ 82.58	\$ 81.70	\$ 80.97	\$ 84.55	\$ 86.30
Total Return^(d)					
Based on net asset value	5.15%	4.11%	(2.84)%	(1.77)%	1.52%
Ratios to Average Net Assets^(e)					
Total expenses	0.15%	0.15%	0.15%	0.15%	0.15%
Net investment income	3.94%	3.20%	1.69%	0.24%	0.71%
Supplemental Data					
Net assets, end of year (000)	\$23,064,525	\$25,557,300	\$26,339,554	\$21,433,224	\$19,572,396
Portfolio turnover rate ^(f)	55%	55%	73%	148%	79%

(a) Based on average shares outstanding.

(b) The amounts reported for a share outstanding may not accord with the change in aggregate gains and losses in securities for the fiscal period due to the timing of capital share transactions in relation to the fluctuating market values of the Fund's underlying securities.

(c) Distributions for annual periods determined in accordance with U.S. federal income tax regulations.

(d) Where applicable, assumes the reinvestment of distributions.

(e) Excludes fees and expenses incurred indirectly as a result of investments in underlying funds.

(f) Portfolio turnover rate excludes in-kind transactions, if any.

For a share outstanding throughout each period:

iShares 3-7 Year Treasury Bond ETF					
	Year Ended 02/28/25	Year Ended 02/29/24	Year Ended 02/28/23	Year Ended 02/28/22	Year Ended 02/28/21
Net asset value, beginning of year	\$ 115.50	\$ 114.47	\$ 126.06	\$ 131.00	\$ 130.24
Net investment income ^(a)	3.77	2.98	1.84	0.94	1.29
Net realized and unrealized gain (loss) ^(b)	2.21	0.92	(11.75)	(4.94)	0.85
Net increase (decrease) from investment operations	5.98	3.90	(9.91)	(4.00)	2.14
Distributions from net investment income^(c)	(3.72)	(2.87)	(1.68)	(0.94)	(1.38)
Net asset value, end of year	\$ 117.76	\$ 115.50	\$ 114.47	\$ 126.06	\$ 131.00
Total Return^(d)					
Based on net asset value	5.27% ^(e)	3.44%	(7.90)%	(3.07)%	1.63%
Ratios to Average Net Assets^(f)					
Total expenses	0.15%	0.15%	0.15%	0.15%	0.15%
Net investment income	3.24%	2.58%	1.57%	0.72%	0.97%
Supplemental Data					
Net assets, end of year (000)	\$15,920,674	\$13,374,883	\$12,007,764	\$10,475,559	\$11,227,126
Portfolio turnover rate ^(g)	35%	45%	36%	62%	49%

(a) Based on average shares outstanding.

(b) The amounts reported for a share outstanding may not accord with the change in aggregate gains and losses in securities for the fiscal period due to the timing of capital share transactions in relation to the fluctuating market values of the Fund's underlying securities.

(c) Distributions for annual periods determined in accordance with U.S. federal income tax regulations.

(d) Where applicable, assumes the reinvestment of distributions.

(e) Includes payment from an affiliate, which had no impact on the Fund's total return.

(f) Excludes fees and expenses incurred indirectly as a result of investments in underlying funds.

(g) Portfolio turnover rate excludes in-kind transactions, if any.

For a share outstanding throughout each period:

iShares 7-10 Year Treasury Bond ETF					
	Year Ended 02/28/25	Year Ended 02/29/24	Year Ended 02/28/23	Year Ended 02/28/22	Year Ended 02/28/21
Net asset value, beginning of year	\$ 94.14	\$ 95.72	\$ 111.99	\$ 115.71	\$ 117.31
Net investment income ^(a)	3.46	2.92	2.15	1.08	1.15
Net realized and unrealized gain (loss) ^(b)	1.13	(1.67)	(16.44)	(3.81)	(1.53)
Net increase (decrease) from investment operations	4.59	1.25	(14.29)	(2.73)	(0.38)
Distributions from net investment income^(c)	(3.41)	(2.83)	(1.98)	(0.99)	(1.22)
Net asset value, end of year	\$ 95.32	\$ 94.14	\$ 95.72	\$ 111.99	\$ 115.71
Total Return^(d)					
Based on net asset value	4.98%	1.32%	(12.83)%	(2.38)%	(0.37)%
Ratios to Average Net Assets^(e)					
Total expenses	0.15%	0.15%	0.15%	0.15%	0.15%
Net investment income	3.67%	3.06%	2.15%	0.94%	0.95%
Supplemental Data					
Net assets, end of year (000)	\$33,181,047	\$27,864,955	\$22,981,770	\$17,413,750	\$14,209,563
Portfolio turnover rate ^(f)	64%	48%	53%	114%	76%

(a) Based on average shares outstanding.

(b) The amounts reported for a share outstanding may not accord with the change in aggregate gains and losses in securities for the fiscal period due to the timing of capital share transactions in relation to the fluctuating market values of the Fund's underlying securities.

(c) Distributions for annual periods determined in accordance with U.S. federal income tax regulations.

(d) Where applicable, assumes the reinvestment of distributions.

(e) Excludes fees and expenses incurred indirectly as a result of investments in underlying funds.

(f) Portfolio turnover rate excludes in-kind transactions, if any.

For a share outstanding throughout each period:

	iShares 10-20 Year Treasury Bond ETF				
	Year Ended 02/28/25	Year Ended 02/29/24	Year Ended 02/28/23	Year Ended 02/28/22	Year Ended 02/28/21
Net asset value, beginning of year	\$ 103.89	\$ 109.21	\$ 141.79	\$ 146.54	\$ 158.70
Net investment income ^(a)	4.25	4.17	3.70	2.41	2.04
Net realized and unrealized gain (loss) ^(b)	0.59	(5.32)	(33.13)	(4.91)	(10.08)
Net increase (decrease) from investment operations	4.84	(1.15)	(29.43)	(2.50)	(8.04)
Distributions^(c)					
From net investment income	(4.26)	(4.17)	(3.15)	(2.25)	(2.80)
From net realized gain	—	—	—	—	(1.32)
Total distributions	(4.26)	(4.17)	(3.15)	(2.25)	(4.12)
Net asset value, end of year	\$ 104.47	\$ 103.89	\$ 109.21	\$ 141.79	\$ 146.54
Total Return^(d)					
Based on net asset value	4.78%	(1.05)%	(20.90)%	(1.74)%	(5.38)%
Ratios to Average Net Assets^(e)					
Total expenses	0.15%	0.15%	0.15%	0.15%	0.15%
Net investment income	4.10%	3.93%	3.23%	1.65%	1.25%
Supplemental Data					
Net assets, end of year (000)	\$9,809,701	\$7,750,277	\$8,277,924	\$2,325,430	\$1,186,936
Portfolio turnover rate ^(f)	28%	26%	56%	114%	214%

(a) Based on average shares outstanding.

(b) The amounts reported for a share outstanding may not accord with the change in aggregate gains and losses in securities for the fiscal period due to the timing of capital share transactions in relation to the fluctuating market values of the Fund's underlying securities.

(c) Distributions for annual periods determined in accordance with U.S. federal income tax regulations.

(d) Where applicable, assumes the reinvestment of distributions.

(e) Excludes fees and expenses incurred indirectly as a result of investments in underlying funds.

(f) Portfolio turnover rate excludes in-kind transactions, if any.

For a share outstanding throughout each period:

	iShares 20+ Year Treasury Bond ETF				
	Year Ended 02/28/25	Year Ended 02/29/24	Year Ended 02/28/23	Year Ended 02/28/22	Year Ended 02/28/21
Net asset value, beginning of year	\$ 94.07	\$ 101.52	\$ 139.87	\$ 143.12	\$ 155.13
Net investment income ^(a)	3.78	3.54	2.98	2.25	2.24
Net realized and unrealized loss ^(b)	(1.66)	(7.61)	(38.60)	(3.26)	(11.95)
Net increase (decrease) from investment operations	2.12	(4.07)	(35.62)	(1.01)	(9.71)
Distributions from net investment income^(c)	(3.76)	(3.38)	(2.73)	(2.24)	(2.30)
Net asset value, end of year	\$ 92.43	\$ 94.07	\$ 101.52	\$ 139.87	\$ 143.12
Total Return^(d)					
Based on net asset value	2.33%	(4.06)%	(25.64)%	(0.72)%	(6.43)%
Ratios to Average Net Assets^(e)					
Total expenses	0.15%	0.15%	0.15%	0.15%	0.15%
Net investment income	4.08%	3.68%	2.72%	1.56%	1.39%
Supplemental Data					
Net assets, end of year (000)	\$52,834,177	\$49,763,192	\$30,364,941	\$16,113,367	\$14,783,961
Portfolio turnover rate ^(f)	19%	23%	22%	43%	65%

(a) Based on average shares outstanding.

(b) The amounts reported for a share outstanding may not accord with the change in aggregate gains and losses in securities for the fiscal period due to the timing of capital share transactions in relation to the fluctuating market values of the Fund's underlying securities.

(c) Distributions for annual periods determined in accordance with U.S. federal income tax regulations.

(d) Where applicable, assumes the reinvestment of distributions.

(e) Excludes fees and expenses incurred indirectly as a result of investments in underlying funds.

(f) Portfolio turnover rate excludes in-kind transactions, if any.

For a share outstanding throughout each period:

	iShares 25+ Year Treasury STRIPS Bond ETF				
	Year Ended 02/28/25	Year Ended 02/29/24	Year Ended 02/28/23	Year Ended 02/28/22	Period from 09/22/20 ^(a) to 02/28/21
Net asset value, beginning of period	\$ 11.29	\$ 13.08	\$ 20.52	\$ 20.61	\$ 25.06
Net investment income ^(b)	0.47	0.47	0.47	0.45	0.17
Net realized and unrealized loss ^(c)	(0.66)	(1.79)	(7.44)	(0.14)	(4.50)
Net increase (decrease) from investment operations	(0.19)	(1.32)	(6.97)	0.31	(4.33)
Distributions from net investment income^(d)	(0.46)	(0.47)	(0.47)	(0.40)	(0.12)
Net asset value, end of period	\$ 10.64	\$ 11.29	\$ 13.08	\$ 20.52	\$ 20.61
Total Return^(e)					
Based on net asset value	(1.70)%	(10.27)%	(34.23)%	1.44%	(17.33)% ^(f)
Ratios to Average Net Assets^(g)					
Total expenses	0.15%	0.15%	0.15%	0.15%	0.15% ^(h)
Total expenses after fees waived	0.10%	0.08%	0.04%	0.04%	0.07% ^(h)
Net investment income	4.33%	3.97%	3.17%	2.10%	1.71% ^(h)
Supplemental Data					
Net assets, end of period (000)	\$303,673	\$241,668	\$281,979	\$324,196	\$28,853
Portfolio turnover rate ⁽ⁱ⁾	22%	22%	50%	40%	36%

(a) Commencement of operations.

(b) Based on average shares outstanding.

(c) The amounts reported for a share outstanding may not accord with the change in aggregate gains and losses in securities for the fiscal period due to the timing of capital share transactions in relation to the fluctuating market values of the Fund's underlying securities.

(d) Distributions for annual periods determined in accordance with U.S. federal income tax regulations.

(e) Where applicable, assumes the reinvestment of distributions.

(f) Not annualized.

(g) Excludes fees and expenses incurred indirectly as a result of investments in underlying funds.

(h) Annualized.

(i) Portfolio turnover rate excludes in-kind transactions, if any.

For a share outstanding throughout each period:

	iShares Agency Bond ETF				
	Year End 02/28/25	Year Ended 02/29/24	Year Ended 02/28/23	Year Ended 02/28/22	Year Ended 02/28/21
Net asset value, beginning of year	\$ 107.65	\$ 106.38	\$ 114.97	\$ 118.50	\$ 118.95
Net investment income ^(a)	3.85	3.53	2.01	0.85	1.25
Net realized and unrealized gain (loss) ^(b)	1.73	1.20	(8.76)	(3.24)	0.87
Net increase (decrease) from investment operations	5.58	4.73	(6.75)	(2.39)	2.12
Distributions^(c)					
From net investment income	(3.79)	(3.46)	(1.84)	(0.84)	(2.11)
From net realized gain	—	—	—	(0.30)	(0.46)
Total distributions	(3.79)	(3.46)	(1.84)	(1.14)	(2.57)
Net asset value, end of year	\$ 109.44	\$ 107.65	\$ 106.38	\$ 114.97	\$ 118.50
Total Return^(d)					
Based on net asset value	5.30%	4.52%	(5.89)%	(2.02)%	1.77%
Ratios to Average Net Assets^(e)					
Total expenses	0.20%	0.20%	0.20%	0.20%	0.20%
Net investment income	3.56%	3.29%	1.85%	0.73%	1.04%
Supplemental Data					
Net assets, end of year (000)	\$700,447	\$667,405	\$686,174	\$712,828	\$788,037
Portfolio turnover rate ^(f)	39%	39%	92%	146%	158%

(a) Based on average shares outstanding.

(b) The amounts reported for a share outstanding may not accord with the change in aggregate gains and losses in securities for the fiscal period due to the timing of capital share transactions in relation to the fluctuating market values of the Fund's underlying securities.

(c) Distributions for annual periods determined in accordance with U.S. federal income tax regulations.

(d) Where applicable, assumes the reinvestment of distributions.

(e) Excludes fees and expenses incurred indirectly as a result of investments in underlying funds.

(f) Portfolio turnover rate excludes in-kind transactions, if any.

For a share outstanding throughout each period:

	iShares California Muni Bond ETF				
	Year Ended 02/28/25	Year Ended 02/29/24	Year Ended 02/28/23	Year Ended 02/28/22	Year Ended 02/28/21
Net asset value, beginning of year	\$ 57.67	\$ 56.14	\$ 60.11	\$ 61.79	\$ 62.85
Net investment income ^(a)	1.64	1.40	1.12	0.98	1.10
Net realized and unrealized gain (loss) ^(b)	(0.35)	1.47	(3.99)	(1.68)	(1.05)
Net increase (decrease) from investment operations	1.29	2.87	(2.87)	(0.70)	0.05
Distributions from net investment income^(c)	(1.61)	(1.34)	(1.10)	(0.98)	(1.11)
Net asset value, end of year	\$ 57.35	\$ 57.67	\$ 56.14	\$ 60.11	\$ 61.79
Total Return^(d)					
Based on net asset value	2.27%	5.20%	(4.78)%	(1.13)%	0.06%
Ratios to Average Net Assets^(e)					
Total expenses	0.08%	0.23%	0.25%	0.25%	0.25%
Net investment income	2.86%	2.48%	1.98%	1.59%	1.77%
Supplemental Data					
Net assets, end of year (000)	\$3,911,434	\$2,756,754	\$1,928,322	\$1,839,302	\$1,708,487
Portfolio turnover rate ^(f)	13%	26%	17%	8%	8%

(a) Based on average shares outstanding.

(b) The amounts reported for a share outstanding may not accord with the change in aggregate gains and losses in securities for the fiscal period due to the timing of capital share transactions in relation to the fluctuating market values of the Fund's underlying securities.

(c) Distributions for annual periods determined in accordance with U.S. federal income tax regulations.

(d) Where applicable, assumes the reinvestment of distributions.

(e) Excludes fees and expenses incurred indirectly as a result of investments in underlying funds.

(f) Portfolio turnover rate excludes in-kind transactions, if any.

For a share outstanding throughout each period:

	iShares MBS ETF				
	Year Ended 02/28/25	Year Ended 02/29/24	Year Ended 02/28/23	Year Ended 02/28/22	Year Ended 02/28/21
Net asset value, beginning of year	\$ 91.92	\$ 93.15	\$ 104.74	\$ 109.29	\$ 109.75
Net investment income ^(a)	3.76	3.32	2.43	1.21	1.77
Net realized and unrealized gain (loss) ^(b)	2.09	(1.30)	(11.80)	(4.65)	0.02
Net increase (decrease) from investment operations	5.85	2.02	(9.37)	(3.44)	1.79
Distributions^(c)					
From net investment income	(3.65)	(3.25)	(2.22)	(1.11)	(1.98)
Return of capital	—	—	—	—	(0.27)
Total distributions	(3.65)	(3.25)	(2.22)	(1.11)	(2.25)
Net asset value, end of year	\$ 94.12	\$ 91.92	\$ 93.15	\$ 104.74	\$ 109.29
Total Return^(d)					
Based on net asset value	6.52%	2.23%	(9.01)%	(3.15)%	1.62%
Ratios to Average Net Assets^(e)					
Total expenses	0.04%	0.04%	0.04%	0.05%	0.06%
Total expenses after fees waived	0.04%	0.03%	0.03%	0.04%	0.05%
Net investment income	4.05%	3.61%	2.52%	1.12%	1.60%
Supplemental Data					
Net assets, end of year (000)	\$37,648,396	\$27,878,132	\$24,730,574	\$24,080,624	\$26,480,590
Portfolio turnover rate ^{(f)(g)}	144%	219%	249%	349%	405%

(a) Based on average shares outstanding.

(b) The amounts reported for a share outstanding may not accord with the change in aggregate gains and losses in securities for the fiscal period due to the timing of capital share transactions in relation to the fluctuating market values of the Fund's underlying securities.

(c) Distributions for annual periods determined in accordance with U.S. federal income tax regulations.

(d) Where applicable, assumes the reinvestment of distributions.

(e) Excludes fees and expenses incurred indirectly as a result of investments in underlying funds.

(f) Portfolio turnover rate excludes in-kind transactions, if any.

(g) Includes mortgage dollar roll transactions ("MDRs").

For a share outstanding throughout each period:

	iShares National Muni Bond ETF				
	Year Ended 02/28/25	Year Ended 02/29/24	Year Ended 02/28/23	Year Ended 02/28/22	Year Ended 02/28/21
Net asset value, beginning of year	\$ 107.92	\$ 105.44	\$ 112.61	\$ 115.31	\$ 117.12
Net investment income ^(a)	3.25	2.96	2.41	2.07	2.42
Net realized and unrealized gain (loss) ^(b)	(0.58)	2.42	(7.29)	(2.69)	(1.79)
Net increase (decrease) from investment operations	2.67	5.38	(4.88)	(0.62)	0.63
Distributions from net investment income^(c)	(3.22)	(2.90)	(2.29)	(2.08)	(2.44)
Net asset value, end of year	\$ 107.37	\$ 107.92	\$ 105.44	\$ 112.61	\$ 115.31
Total Return^(d)					
Based on net asset value	2.52%	5.20%	(4.32)%	(0.54)%	0.55%
Ratios to Average Net Assets^(e)					
Total expenses	0.05%	0.07%	0.07%	0.07%	0.07%
Net investment income	3.03%	2.79%	2.27%	1.78%	2.10%
Supplemental Data					
Net assets, end of year (000)	\$40,960,739	\$36,791,157	\$31,411,694	\$24,188,200	\$20,814,111
Portfolio turnover rate ^(f)	17%	27%	20%	9%	10%

(a) Based on average shares outstanding.

(b) The amounts reported for a share outstanding may not accord with the change in aggregate gains and losses in securities for the fiscal period due to the timing of capital share transactions in relation to the fluctuating market values of the Fund's underlying securities.

(c) Distributions for annual periods determined in accordance with U.S. federal income tax regulations.

(d) Where applicable, assumes the reinvestment of distributions.

(e) Excludes fees and expenses incurred indirectly as a result of investments in underlying funds.

(f) Portfolio turnover rate excludes in-kind transactions, if any.

For a share outstanding throughout each period:

	iShares New York Muni Bond ETF				
	Year Ended 02/28/25	Year Ended 02/29/24	Year Ended 02/28/23	Year Ended 02/28/22	Year Ended 02/28/21
Net asset value, beginning of year	\$ 53.89	\$ 52.42	\$ 56.09	\$ 57.48	\$ 58.43
Net investment income ^(a)	1.52	1.33	1.11	1.06	1.15
Net realized and unrealized gain (loss) ^(b)	(0.24)	1.43	(3.70)	(1.39)	(0.96)
Net increase (decrease) from investment operations	1.28	2.76	(2.59)	(0.33)	0.19
Distributions from net investment income^(c)	(1.48)	(1.29)	(1.08)	(1.06)	(1.14)
Net asset value, end of year	\$ 53.69	\$ 53.89	\$ 52.42	\$ 56.09	\$ 57.48
Total Return^(d)					
Based on net asset value	2.42%	5.36%	(4.62)%	(0.57)%	0.34%
Ratios to Average Net Assets^(e)					
Total expenses	0.25%	0.25%	0.25%	0.25%	0.25%
Net investment income	2.83%	2.52%	2.09%	1.83%	2.00%
Supplemental Data					
Net assets, end of year (000)	\$850,920	\$662,835	\$545,123	\$544,101	\$497,241
Portfolio turnover rate ^(f)	11%	31%	12%	8%	5%

(a) Based on average shares outstanding.

(b) The amounts reported for a share outstanding may not accord with the change in aggregate gains and losses in securities for the fiscal period due to the timing of capital share transactions in relation to the fluctuating market values of the Fund's underlying securities.

(c) Distributions for annual periods determined in accordance with U.S. federal income tax regulations.

(d) Where applicable, assumes the reinvestment of distributions.

(e) Excludes fees and expenses incurred indirectly as a result of investments in underlying funds.

(f) Portfolio turnover rate excludes in-kind transactions, if any.

For a share outstanding throughout each period:

	iShares Short Treasury Bond ETF				
	Year Ended 02/28/25	Year Ended 02/29/24	Year Ended 02/28/23	Year Ended 02/28/22	Year Ended 02/28/21
Net asset value, beginning of year	\$ 110.48	\$ 110.22	\$ 110.29	\$ 110.52	\$ 110.68
Net investment income (loss) ^(a)	5.36	5.40	2.32	0.07	0.40
Net realized and unrealized gain (loss) ^(b)	0.07	0.18	(0.50)	(0.16)	0.10
Net increase (decrease) from investment operations	5.43	5.58	1.82	(0.23)	0.50
Distributions^(c)					
From net investment income	(5.46)	(5.32)	(1.89)	—	(0.50)
From net realized gain	—	—	—	—	(0.16)
Total Distribution	(5.46)	(5.32)	(1.89)	—	(0.66)
Net asset value, end of year	\$ 110.45	\$ 110.48	\$ 110.22	\$ 110.29	\$ 110.52
Total Return^(d)					
Based on net asset value	5.05%	5.19%	1.66%	(0.19)%	0.45%
Ratios to Average Net Assets^(e)					
Total expenses	0.15%	0.15%	0.15%	0.15%	0.15%
Total expenses after fees waived	0.15%	0.15%	0.14%	0.15%	0.15%
Net investment income (loss)	4.86%	4.90%	2.10%	(0.06)%	0.36%
Supplemental Data					
Net assets, end of year (000)	\$19,438,579	\$17,982,514	\$23,742,659	\$15,779,285	\$16,193,171
Portfolio turnover rate ^(f)	139%	62%	107%	86%	115%

(a) Based on average shares outstanding.

(b) The amounts reported for a share outstanding may not accord with the change in aggregate gains and losses in securities for the fiscal period due to the timing of capital share transactions in relation to the fluctuating market values of the Fund's underlying securities.

(c) Distributions for annual periods determined in accordance with U.S. federal income tax regulations.

(d) Where applicable, assumes the reinvestment of distributions.

(e) Excludes fees and expenses incurred indirectly as a result of investments in underlying funds.

(f) Portfolio turnover rate excludes in-kind transactions, if any.

For a share outstanding throughout each period:

	iShares Short-Term National Muni Bond ETF				
	Year Ended 02/28/25	Year Ended 02/29/24	Year Ended 02/28/23	Year Ended 02/28/22	Year Ended 02/28/21
Net asset value, beginning of year	\$ 105.10	\$ 103.57	\$ 105.52	\$ 107.39	\$ 107.38
Net investment income ^(a)	2.27	1.85	1.14	0.70	1.25
Net realized and unrealized gain (loss) ^(b)	0.86	1.54	(2.09)	(1.84)	0.05
Net increase (decrease) from investment operations	3.13	3.39	(0.95)	(1.14)	1.30
Distributions from net investment income^(c)	(2.24)	(1.86)	(1.00)	(0.73)	(1.29)
Net asset value, end of year	\$ 105.99	\$ 105.10	\$ 103.57	\$ 105.52	\$ 107.39
Total Return^(d)					
Based on net asset value	3.02%	3.30%	(0.90)%	(1.03)%	1.19%
Ratios to Average Net Assets^(e)					
Total expenses	0.07%	0.07%	0.07%	0.07%	0.07%
Net investment income	2.16%	1.78%	1.10%	0.65%	1.16%
Supplemental Data					
Net assets, end of year (000)	\$9,025,323	\$8,959,613	\$10,460,749	\$7,518,569	\$4,386,876
Portfolio turnover rate ^(f)	30%	28%	26%	16%	18%

(a) Based on average shares outstanding.

(b) The amounts reported for a share outstanding may not accord with the change in aggregate gains and losses in securities for the fiscal period due to the timing of capital share transactions in relation to the fluctuating market values of the Fund's underlying securities.

(c) Distributions for annual periods determined in accordance with U.S. federal income tax regulations.

(d) Where applicable, assumes the reinvestment of distributions.

(e) Excludes fees and expenses incurred indirectly as a result of investments in underlying funds.

(f) Portfolio turnover rate excludes in-kind transactions, if any.

Index Providers and Disclaimers

The Index Providers are not affiliated with the Trust, BFA, the Distributor or any of their respective affiliates. BFA or its affiliates have entered into a license agreement with the Index Providers to use the Underlying Indexes. BFA or its affiliates sublicense rights in each Underlying Index for use by the applicable Fund at no charge.

The past performance of an Underlying Index is not a guide to future performance. BFA and its affiliates do not guarantee the accuracy or the completeness of an Underlying Index or any data included therein, and BFA and its affiliates shall have no liability for any errors, omissions or interruptions therein. BFA and its affiliates make no warranty, express or implied, to the owners of shares of a Fund or to any other person or entity, as to results to be obtained by a Fund from the use of an Underlying Index or any data included therein. Without limiting any of the foregoing, in no event shall BFA or its affiliates have any liability for any special, punitive, direct, indirect, consequential or any other damages (including lost profits), even if notified of the possibility of such damages.

Bloomberg

The following applies with respect to each Underlying Index provided by Bloomberg:

The Underlying Index is maintained by Bloomberg. “Bloomberg®” and the Underlying Index are service marks of Bloomberg Finance L.P. and its affiliates, including Bloomberg Index Services Limited (“BISL”), the administrator of the index (collectively, “Bloomberg”), and have been licensed for use for certain purposes by BFA.

The Fund is not sponsored, endorsed, sold or promoted by Bloomberg. Bloomberg does not make any representation or warranty, express or implied, to the owners of or counterparties to the Fund or any member of the public regarding the advisability of investing in securities generally or in the Fund particularly. The only relationship of Bloomberg to BFA is the licensing of certain trademarks, trade names and service marks and of the Underlying Index, which is determined, composed and calculated by BISL without regard to BFA or the Fund. Bloomberg has no obligation to take the needs of BFA or the owners of the Fund into consideration in determining, composing or calculating the Underlying Index. Bloomberg is not responsible for and has not participated in the determination of the timing of, prices at, or quantities of the Fund to be issued. Bloomberg shall not have any obligation or liability, including, without limitation, to the Fund’s customers, in connection with the administration, marketing or trading of the Fund.

BLOOMBERG DOES NOT GUARANTEE THE ACCURACY AND/OR THE COMPLETENESS OF THE UNDERLYING INDEX OR ANY DATA RELATED THERETO AND SHALL HAVE NO LIABILITY FOR ANY ERRORS, OMISSIONS OR INTERRUPTIONS THEREIN. BLOOMBERG DOES NOT MAKE ANY WARRANTY, EXPRESS OR IMPLIED, AS TO RESULTS TO BE OBTAINED BY BFA, OWNERS OF THE FUND OR ANY OTHER PERSON OR ENTITY FROM THE USE OF THE UNDERLYING INDEX OR ANY DATA RELATED THERETO. BLOOMBERG DOES NOT MAKE ANY EXPRESS OR IMPLIED WARRANTIES AND EXPRESSLY DISCLAIMS ALL WARRANTIES OF MERCHANTABILITY OR FITNESS FOR A PARTICULAR PURPOSE OR USE WITH RESPECT TO THE UNDERLYING INDEX OR ANY DATA RELATED THERETO. WITHOUT LIMITING ANY OF THE FOREGOING, TO THE MAXIMUM EXTENT ALLOWED BY LAW, BLOOMBERG, ITS LICENSORS, AND ITS AND THEIR RESPECTIVE EMPLOYEES, CONTRACTORS, AGENTS, SUPPLIERS, AND VENDORS SHALL HAVE NO LIABILITY OR RESPONSIBILITY WHATSOEVER FOR ANY INJURY OR DAMAGES—WHETHER DIRECT, INDIRECT, CONSEQUENTIAL, INCIDENTAL, PUNITIVE OR OTHERWISE—ARISING IN CONNECTION WITH THE FUND OR UNDERLYING INDEX OR ANY DATA OR VALUES RELATING THERETO—WHETHER ARISING FROM THEIR NEGLIGENCE OR OTHERWISE, EVEN IF NOTIFIED OF THE POSSIBILITY THEREOF.

ICE Data Indices

The following applies with respect to each Underlying Index provided by IDI:

ICE Data Indices, LLC (“IDI”) is used with permission. “NYSE” is a registered trademark of NYSE Group, Inc., an affiliate of IDI, and is used by IDI with permission and under a license. “FactSet” is a registered trademark of FactSet Research Systems, Inc. These trademarks (as applicable) have been licensed, along with the Underlying Index, in connection with the Fund. Neither BFA, the Trust nor the Fund, as applicable, is sponsored, endorsed, sold or promoted by IDI, its affiliates or its third party suppliers (“IDI and its Suppliers”). IDI and its Suppliers make no representations or warranties regarding the advisability of investing in securities generally, in the Fund particularly, the Trust or the ability of the Underlying Index to track general market performance. IDI’s only relationship to BFA is the licensing of certain trademarks and trade names and the Underlying Index or components thereof. The Underlying Index is determined, composed and calculated by IDI without regard to BFA or the Fund or its holders. IDI has no obligation to take the needs of BFA or the holders of the Fund into consideration in determining, composing or calculating the Underlying Index. IDI is not responsible for and has not participated in the determination of the timing of, prices of, or quantities of the Fund to be issued or in the determination or calculation of the equation by which the Fund is to be priced, sold, purchased, or redeemed. Except for certain custom index calculation services, all information provided by IDI is general in nature and not tailored to the needs of BFA or any other person, entity or group of persons. IDI has no obligation or liability in connection with the administration, marketing, or trading of the Fund. IDI is not an investment adviser. Inclusion of a security within an index is not a recommendation by IDI to buy, sell, or hold such security, nor is it considered to be investment advice.

IDI AND ITS SUPPLIERS DISCLAIM ANY AND ALL WARRANTIES AND REPRESENTATIONS, EXPRESS AND/OR IMPLIED, INCLUDING ANY WARRANTIES OF MERCHANTABILITY OR FITNESS FOR A PARTICULAR PURPOSE OR USE, INCLUDING THE UNDERLYING INDEX, INDEX DATA AND ANY INFORMATION INCLUDED IN, RELATED TO, OR DERIVED THEREFROM (“INDEX DATA”). IDI AND ITS SUPPLIERS SHALL NOT

BE SUBJECT TO ANY DAMAGES OR LIABILITY WITH RESPECT TO THE ADEQUACY, ACCURACY, TIMELINESS OR COMPLETENESS OF THE UNDERLYING INDEX AND THE INDEX DATA, WHICH ARE PROVIDED ON AN "AS IS" BASIS, AND YOUR USE IS AT YOUR OWN RISK.

[THIS PAGE INTENTIONALLY LEFT BLANK]

[THIS PAGE INTENTIONALLY LEFT BLANK]

[THIS PAGE INTENTIONALLY LEFT BLANK]

Want to know more?

iShares.com | 1-800-474-2737 (1-800-iShares)

Information on each Fund's net asset value, market price, premiums and discounts, and bid-ask spreads can be found at www.iShares.com. Copies of each Fund's Prospectus, SAI, shareholder reports and other information, as applicable and when available, can be found at www.iShares.com. For more information about a Fund, you may request a copy of the Fund's SAI. The SAI provides detailed information about the Fund and is incorporated by reference into the Fund's Prospectus. This means that the SAI, for legal purposes, is a part of the Fund's Prospectus.

Additional information about each Fund's investments is, or will be, available in the Fund's Annual and Semi-Annual Reports to shareholders and in Form N-CSR. In a Fund's Annual Report, you will find a discussion of the market conditions and investment strategies that significantly affected the Fund's performance during the last fiscal year. In Form N-CSR, you will find the Fund's annual and semi-annual financial statements.

If you have any questions about the Trust or shares of a Fund or you wish to obtain a Fund's SAI, Semi-Annual or Annual Report free of charge, please:

Call: 1-800-iShares or 1-800-474-2737 (toll free)
Monday through Friday, 8:30 a.m. to 6:30 p.m. (Eastern time)
Email: iSharesETFs@blackrock.com
Write: c/o BlackRock Investments, LLC
1 University Square Drive, Princeton, NJ 08540

Reports and other information about each Fund are available on the EDGAR database on the SEC's website at www.sec.gov, and copies of this information may be obtained, after paying a duplicating fee, by electronic request at the following email address: publicinfo@sec.gov.

No person is authorized to give any information or to make any representations about a Fund and its shares not contained in this Prospectus and you should not rely on any other information. Read and keep this Prospectus for future reference.

©2025 BlackRock, Inc. All rights reserved. **iSHARES**[®], **iBONDS**[®] and **BLACKROCK**[®] are registered trademarks of BlackRock Fund Advisors and its affiliates. All other marks are the property of their respective owners.

Investment Company Act File No.: 811-09729

iShares[®]
by BlackRock

Go paperless. . .
It's Easy, Economical and Green!
Go to www.icsdelivery.com

