

## ブラックロック・スタイル・アドバンテージ・ ポートフォリオ(円/年1回決算コース)

当ファンドの仕組みは次の通りです。

商品分類	追加型投信/内外/資産複合/特殊型(絶対収益追求型)	
信託期間	2027年8月4日まで(設定日:2017年8月4日)	
決算日	1月15日(ただし休業日の場合は翌営業日)	
運用方針	主として内外の株式、債券、通貨および派生商品等に投資し長期的に市場動向に左右されない絶対収益を追求する投資信託証券に投資し、信託財産の中長期的な成長を目標に運用を行ないます。	
主要投資対象	子投資信託	【ブラックロック・スタイル・アドバンテージ・ポートフォリオ(円/年1回決算コース)】 スタイル・アドバンテージ・マザー・ポートフォリオ(円)(以下「親投資信託」といいます。)受益証券を主要投資対象とします。
	親投資信託	【スタイル・アドバンテージ・マザー・ポートフォリオ(円)】 主として内外の株式、債券、通貨および派生商品等に投資し長期的に市場動向に左右されない絶対収益を追求する投資信託証券を主要投資対象とします。副次的な投資対象として、短期債券等に投資する投資信託証券にも投資を行ないます。
組入制限	<ul style="list-style-type: none"> <li>■投資信託証券および短期金融商品(短期運用の有価証券を含みます。)以外への直接投資は行ないません。</li> <li>■投資信託証券への実質投資割合には制限を設けません。</li> <li>■外貨建資産への実質投資割合には制限を設けません。</li> </ul>	
分配方針	<p>年1回の毎決算時(原則として1月15日。休業日の場合は翌営業日。)に、原則として以下の方針に基づき、分配を行ないます。</p> <ul style="list-style-type: none"> <li>■経費控除後の繰越分を含めた利子・配当等収益および売買損益(繰越欠損補填後、評価損益を含みます。)等の全額を分配対象額の範囲として分配を行ないます。</li> <li>■分配金額は、委託会社が基準価額水準、市況動向等を勘案して決定します。基準価額水準、市況動向等によっては分配を行わないことがあります。将来の分配金の支払いおよびその金額について保証するものではありません。</li> <li>■留保益の運用については特に制限を設けず、委託会社の判断に基づき、元本部分と同一の運用を行ないます。</li> </ul>	

### 第3期 運用報告書(全体版)

(決算日:2020年1月15日)

平素は格別のご愛顧を賜り厚く御礼申し上げます。

さて、当ファンドは上記の通り決算を行ないましたので、期中の運用状況と収益分配金をご報告申し上げます。

今後とも引き続きお引き立て賜りますよう

お願い申し上げます。

### ブラックロック・ジャパン株式会社

〒100-8217 東京都千代田区丸の内一丁目8番3号

丸の内トラストタワー本館

運用報告書に関するお問い合わせ先

電話番号:03-6703-4300

(受付時間 営業日の9:00~17:00)

ホームページアドレス

[www.blackrock.com/jp/](http://www.blackrock.com/jp/)

## CONTENTS

子投資信託(決算日:2020年1月15日)  
「ブラックロック・スタイル・アドバンテージ・  
ポートフォリオ(円/年1回決算コース)」

- ◇ 基準価額の推移
- ◇ 運用担当者コメント
- ◇ ファンド状況
- ◇ 資産状況

親投資信託(決算日:2020年1月15日)  
「スタイル・アドバンテージ・マザー・ポートフォ  
リオ(円)」

- ◇ 基準価額の推移
- ◇ 運用担当者コメント
- ◇ ファンド状況
- ◇ 運用内容
- ◇ 資産状況
  
- ◇ 参考情報

## ◇基準価額の推移

## ■設定以来の運用実績

決 算 期	基 準 価 額			投資信託証券 組 入 比 率	純 資 産
	(分 配 落)	税 込 分 配 金	期 中 騰 落 率		
(設 定 日) 2017年 8月 4日	円 10,000	円 -	% -	% -	百万円 5,440
1期(2018年1月15日)	9,910	0	△0.9	97.2	26,606
2期(2019年1月15日)	8,968	0	△9.5	99.8	21,207
3期(2020年1月15日)	8,658	0	△3.5	100.0	12,865

(注1) 設定日の基準価額は設定時の価額、純資産総額は設定元本を表示しております。

(注2) 基準価額は1万口当り。

(注3) 当ファンドは親投資信託を組入れますので、「投資信託証券組入比率」は、実質組入比率を記載しています。

(注4) 純資産総額の単位未満は切捨て。

(注5) 当ファンドは、特定のベンチマークを設定しそれを上回る運用を目指したものではありません。したがって当ファンドはベンチマークを設定しておりません。

## ■当期中の基準価額と市況の推移

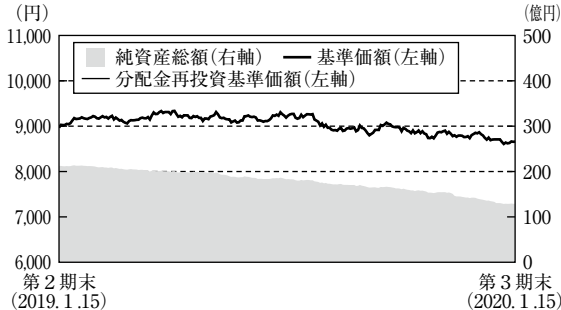
年 月 日	基 準 価 額		投 資 信 託 証 券 組 入 比 率
	騰 落 率	率	
(期 首) 2019年 1月15日	円 8,968	% -	% 99.8
1月末	9,196	2.5	99.2
2月末	9,158	2.1	99.6
3月末	9,267	3.3	100.3
4月末	9,223	2.8	98.4
5月末	9,150	2.0	101.1
6月末	9,111	1.6	99.3
7月末	9,261	3.3	99.2
8月末	8,957	△0.1	99.3
9月末	9,038	0.8	99.5
10月末	8,839	△1.4	99.5
11月末	8,789	△2.0	100.6
12月末	8,653	△3.5	99.2
(期 末) 2020年 1月15日	8,658	△3.5	100.0

(注1) 基準価額は1万口当り。騰落率は期首比。

(注2) 当ファンドは親投資信託を組入れますので、「投資信託証券組入比率」は、実質組入比率を記載しています。

(注3) 当ファンドは、特定のベンチマークを設定しそれを上回る運用を目指したものではありません。したがって当ファンドはベンチマークを設定しておりません。

## ■当期中の基準価額等の推移について(第3期:2019年1月16日~2020年1月15日)



第3期首: 8,968円

第3期末: 8,658円(既払分配金0円)

騰落率: -3.5%(分配金再投資ベース)

- \* 分配金再投資基準価額は、収益分配金(税込み)を分配時に再投資したものとみなして計算したもので、ファンド運用の実質的なパフォーマンスを示すものです。
- \* 分配金を再投資するかどうかについてはお客様がご利用のコースにより異なります。また、ファンドの購入価額により課税条件も異なります。従って、各個人のお客様の損益の状況を示すものではありません。
- \* 分配金再投資基準価額は、前期末の基準価額に合わせて指数化しています。

## ◇運用担当者コメント

### 投資環境について

米中通商問題、世界景気の減速懸念、英国の欧州連合(EU)離脱や香港情勢などの地政学的リスクなどへの懸念から、金融市場は大幅に調整する局面があったものの、各国金融当局が緩和的な金融政策を継続したこと等をうけて、通期では株式市場・債券市場ともに上昇しました。一方で新興国資産は、米中摩擦が新興国経済へ与える影響への懸念や、一部新興国で地政学的リスクが高まったこと等から、相対的には軟調な相場展開となりました。為替市場においては、期前半にかけてはドル高の展開となる一方、後半以降はドル安方向に転じました。

## ポートフォリオについて

### <当ファンド>

当期を通じて、スタイル・アドバンテージ・マザー・ポートフォリオ(円)(以下「マザーファンド」とい

ます。)への投資を通じて、主として内外の株式、債券、通貨および派生商品等に投資し長期的に市場動向に左右されない絶対収益を追求する主要投資対象ファンドである「BSF ブラックロック・スタイル・アドバンテージ・ファンド」を高位に、副次的投資対象ファンドである「ICS ブラックロック・ICS・USTレジャリー・ファンド」を低位に組み入れた運用を行ないました。各投資対象ファンドにおける運用経過は以下のとおりです。

### <BSFブラックロック・スタイル・アドバンテージ・ファンド>

長期にわたり有効で、経済的合理性を有し、持続性があると判断するリターン源泉(スタイル・ファクター)に幅広く投資を行ないました。

通期では、通貨市場における長期的な均衡価値に着目したバリュエーションや、債券市場における金利トレンドに着目したモメンタムがプラスに寄与した一方で、株式個別銘柄におけるファクター(モメンタムやバリュエーション)がマイナスに寄与しました。

期前半は金利低下のトレンドを捉えるかたちで債券市場のモメンタムがプラスとなった一方、景気減速に対する懸念等から景気敏感株比率の高い株式バリュエーションが低迷しました。期後半以降は引き続き債券市場のモメンタムや通貨のバリュエーション等がプラス寄与となり、株式バリュエーションも回復する兆しが見られた一方、株式市場における銘柄物色トレンドが変化したこと、株式モメンタムが低迷しました。

### <ICS ブラックロック・ICS・USTレジャリー・ファンド>

主に、米国短中期国債、米国政府によって発行されるその他債務権および現先取引に投資することで、流動性と元本の安定性を確保しつつ、安定的なインカム水準を追求した運用を行ないました。

## 基準価額の主な変動要因

当ファンドの基準価額の期中騰落率は-3.5%となりました。当期、スタイル・アドバンテージ・マザー・ポートフォリオ(円)が下落したことが当ファンドのマイナス要因となりました。

## ■組入ファンドの当期間中の騰落率

組入ファンド	騰落率
スタイル・アドバンテージ・マザー・ポートフォリオ(円)	△2.7%

## ベンチマークとの差異について

当ファンドは、特定のベンチマークに連動する運用、あるいはそれを上回る運用を目指すものではありません。したがって当ファンドはベンチマークおよび参考指数を設定していません。

## 分配金について

今期の収益分配につきましては、見送りとさせていただきます。留保益の運用につきましては、運用の基本方針に基づき運用を行いません。

## ■分配原資の内訳(1万口当り)

項目	当期 2019年1月16日 ~2020年1月15日
	当期分配金(税込み)
対基準価額比率	-%
当期の収益	-円
当期の収益以外	-
翌期繰越分配対象額	0

(注1) 「当期の収益」は「経費控除後の配当等収益」および「経費控除後の有価証券売買等損益」から分配に充当した金額です。また、「当期の収益以外」は「収益調整金」および「分配準備積立金」から分配に充当した金額です。

(注2) 円未満は切り捨てており、当期の収益と当期の収益以外の合計が当期分配金(税込み)に合致しない場合があります。

(注3) 当期分配金の対基準価額比率は当期分配金(税込み)の期末基準価額(分配金込み)に対する比率で、ファンドの収益率とは異なります。

## 今後の運用方針について

### <当ファンド>

引き続き、マザーファンドへの投資を通じて、主要投資対象ファンドである「BSF ブラックロック・スタイル・アドバンテージ・ファンド」を高位に、副次的投資対象ファンドである「ICS ブラックロック・ICS・USTレジャーリー・ファンド」を低位に組入れる運用を行なう方針です。各投資対象ファンドにおける今後の運用方針は以下のとおりです。

### <BSFブラックロック・スタイル・アドバンテージ・ファンド>

足元の景気減速局面では、モメンタム・ファクター等よりも安定性の高いディフェンシブファクターを選好しており、株式戦略ではディフェンシブファクターの一部である低ボラティリティファクターのウェイトを引き続き高めにする方針です。

当戦略の運用哲学は、スタイル・ファクターにバランス良くリスク配分をすることにより、安定したリターンが追求できると考えるものです。我々は、長期に亘り割安な証券は割高な証券をアウトパフォームする、また質の高い収益を生む企業の株式は収益の質が低い企業の株式を最終的にアウトパフォームするという投資信念を持っています。今後も、リターンを生む明確な経済的根拠を有しているスタイル・ファクターに分散投資することで、市場リスクを抑制した形でのリターン創出という投資目標を一貫して追求する方針です。

### <ICSブラックロック・ICS・USTレジャーリー・ファンド>

主に、米国短中期国債、米国政府によって発行されるその他債務権および現先取引に投資することで、流動性と元本の安定性を確保しつつ、安定的なインカム水準を追求した運用を行なう方針です。

## ◇ファンド状況

## ■ 1万口当りの費用明細

項目	第3期		項目の概要
	(2019.1.16~2020.1.15)		
	金額	比率	
(a) 信託報酬	円 66	% 0.726	信託報酬 = 期中の平均基準価額 × 信託報酬率 期中の平均基準価額は9,045円です。
(投信会社)	(5)	(0.054)	投信会社分は、委託した資金の運用の対価
(販売会社)	(59)	(0.651)	販売会社分は、交付運用報告書等各種書類の送付、口座内での各ファンドの管理、購入後の情報提供等の対価
(受託銀行)	(2)	(0.021)	受託銀行分は、運用財産の管理、投信会社からの指図の実行の対価
(b) 売買委託手数料	-	-	売買委託手数料 = 期中の売買委託手数料 / 期中の平均受益権口数 売買委託手数料は、有価証券等の売買の際、売買仲介人に支払う手数料
(c) 有価証券取引税	-	-	有価証券取引税 = 期中の有価証券取引税 / 期中の平均受益権口数 有価証券取引税は、有価証券の取引の都度発生する取引に関する税金
(d) その他費用	3	0.038	その他費用 = 期中のその他費用 / 期中の平均受益権口数
(印刷費用・監査費用等)	(3)	(0.037)	目論見書および運用報告書の作成・印刷費用、監査法人等に支払うファンドの監査に係る費用等の諸費用
(その他)	(0)	(0.001)	信託事務の処理等に要するその他諸費用
合計	69	0.764	

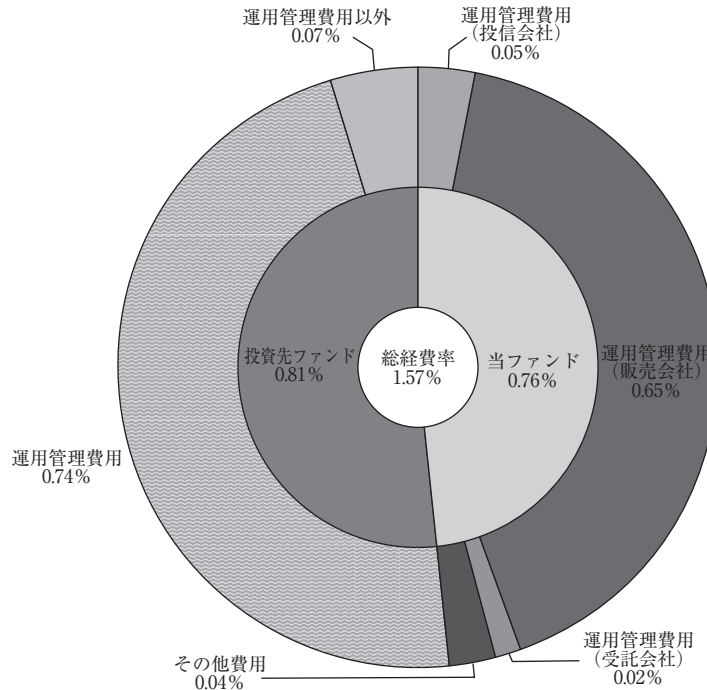
(注1) 期中の費用(消費税のかかるものは消費税を含む)は追加、解約によって受益権口数に変動があるため、項目の概要の簡便法により算出した結果です。なお、売買委託手数料、有価証券取引税およびその他費用は、このファンドが組入れているマザーファンドが支払った金額のうち、このファンドに対応するものを含みます。

(注2) 金額欄は各項目ごとに円未満は四捨五入してあります。

(注3) 比率欄は「1万口当りのそれぞれの費用金額」を期中の平均基準価額で除して100を乗じたものです。

## (参考情報)

## ■総経費率



※当期中の運用・管理にかかった費用の総額を期中の平均受益権口数に期中の平均基準価額(1口当たり)を乗じた数で除した総経費率(年率)は1.57%です。

総経費率(①+②+③)	1.57%
①当ファンドの費用の比率	0.76%
②投資先ファンドの運用管理費用	0.74%
③投資先ファンドの運用管理費用以外の比率	0.07%

(注1) 1万口当たりの費用明細において用いた簡便法により算出したものです。

(注2) 各費用は、原則として、募集手数料、売買委託手数料及び有価証券取引税を含みません。

(注3) 各比率は、年率換算した値です。

(注4) 投資先ファンドとは、このファンドが組入れている投資信託証券(マザーファンドを除く。)です。

(注5) ①の費用は、マザーファンドが支払った費用を含み、投資先ファンドが支払った費用を含みません。

(注6) ①の費用と②の費用は、計上された期間が異なる場合があります。

(注7) 上記の前提条件で算出したものです。このため、これらの値はあくまでも参考であり、実際に発生した費用の比率と異なります。

## ■親投資信託受益証券の設定、解約状況(2019年1月16日から2020年1月15日まで)

	設 定		解 約	
	口 数	金 額	口 数	金 額
スタイル・アドバンテージ・マザー・ポートフォリオ(円)	千口 539,150	千円 498,346	千口 9,371,279	千円 8,571,958

(注) 単位未満は切捨て。

## ■親投資信託の株式売買金額の平均組入株式時価総額に対する割合(2019年1月16日から2020年1月15日まで)

当期における株式の売買はありません。

## ■利害関係人との取引状況(2019年1月16日から2020年1月15日まで)

上記期間における利害関係人との取引はありません。

(注) 利害関係人とは、投資信託及び投資法人に関する法律第11条第1項に規定される利害関係人です。

## ■組入資産の明細

親投資信託残高

銘 柄	期首(前期末)	当 期 末	
	口 数	口 数	評 価 額
スタイル・アドバンテージ・マザー・ポートフォリオ(円)	千口 23,485,045	千口 14,652,916	千円 12,926,803

(注1) 単位未満は切捨て。

(注2) 親投資信託の受益権総口数は14,652,916千口です。



## ◇資産状況

## ■投資信託財産の構成

2020年1月15日現在

項 目	当 期 末	
	評 価 額	比 率
スタイル・アドバンテージ・マザー・ポートフォリオ(円)	12,926,803	99.5
コ ー ル ・ ロ ー ン 等 、 そ の 他	63,292	0.5
投 資 信 託 財 産 総 額	12,990,095	100.0

(注1) スタイル・アドバンテージ・マザー・ポートフォリオ(円)において、当期末における外貨建資産(145,597千円)の投資信託財産総額(12,990,931千円)に対する比率は、1.1%です。

(注2) 外貨建資産は、期末の時価をわが国の対顧客電信売買相場の仲値により邦貨換算したものです。換算レートは、1米・ドル=109.95円です。

(注3) 評価額の単位未満は切捨て。

## ■資産、負債、元本および基準価額の状況

2020年1月15日現在

項 目	当 期 末
(A) 資 産	12,990,095,125円
スタイル・アドバンテージ・マザー・ ポートフォリオ(円)(評価額)	12,926,803,000
未 収 入 金	63,292,125
(B) 負 債	124,172,216
未 払 解 約 金	63,292,125
未 払 信 託 報 酬	57,820,532
そ の 他 未 払 費 用	3,059,559
(C) 純 資 産 総 額(A-B)	12,865,922,909
元 本	14,860,885,292
次 期 繰 越 損 益 金	△ 1,994,962,383
(D) 受 益 権 総 口 数	14,860,885,292口
1万口当り基準価額(C/D)	8,658円

<注記事項>

期首元本額	23,647,307,529円
期中追加設定元本額	546,810,054円
期中一部解約元本額	9,333,232,291円

## ■当期の分配金

当期の分配金は見送らせていただきました。

(注) 第3期計算期末における、費用控除後の配当等収益(0円)、費用控除及び繰越欠損金補填後の有価証券売買等損益(0円)、収益調整金(有価証券売買等損益相当額)(0円)、収益調整金(その他収益調整金)(0円)、分配準備積立金(0円)により、分配対象収益は0円となり、当期は分配ができませんでした。

## ■損益の状況

自2019年1月16日 至2020年1月15日

項 目	当 期
(A) 有 価 証 券 売 買 損 益	△ 330,562,557円
売 買 益	172,223,936
売 買 損	△ 502,786,493
(B) 信 託 報 酬 等	△ 136,087,847
(C) 当 期 損 益 金(A+B)	△ 466,650,404
(D) 前 期 繰 越 損 益 金	△ 1,310,460,647
(E) 追 加 信 託 差 損 益 金	△ 217,851,332
(売 買 損 益 相 当 額)	(△ 217,851,332)
(F) 合 計(C+D+E)	△ 1,994,962,383
次 期 繰 越 損 益 金(F)	△ 1,994,962,383
追 加 信 託 差 損 益 金	△ 217,851,332
(売 買 損 益 相 当 額)	(△ 217,851,332)
繰 越 損 益 金	△ 1,777,111,051

(注1) 損益の状況の中で有価証券売買損益は、期末の評価換えによるものを含みます。

(注2) 損益の状況の中の信託報酬等には、信託報酬に対する消費税等相当額を含めて表示しております。

(注3) 損益の状況の中で追加信託差損益金とは追加信託の際、追加代金と元本の差額をいいます。

## 運用報告書

－第3期－ 決算日 2020年1月15日  
 計算期間(2019年1月16日～2020年1月15日)

### スタイル・アドバンテージ・マザー・ポートフォリオ(円)

当ファンドの仕組みは次の通りです。

決 算 日	1月15日(ただし休業日の場合は翌営業日)
運 用 方 針	主として内外の株式、債券、通貨および派生商品等に投資し長期的に市場動向に左右されない絶対収益を追求する投資信託証券に投資し、信託財産の中長期的な成長を目標に運用を行ないます。
主 要 投 資 対 象	主として内外の株式、債券、通貨および派生商品等に投資し長期的に市場動向に左右されない絶対収益を追求する投資信託証券を主要投資対象とします。副次的な投資対象として、短期債券等に投資する投資信託証券にも投資を行ないます。
組 入 制 限	<ul style="list-style-type: none"> <li>■投資信託証券および短期金融商品(短期運用の有価証券を含みます。)以外への直接投資は行ないません。</li> <li>■投資信託証券への投資割合には制限を設けません。</li> <li>■外貨建資産への投資割合には制限を設けません。</li> </ul>

## ◇基準価額の推移

## ■設定以来の運用実績

決算期	基準価額		投資信託証券 組入比率	純資産
	円	騰落率		
(設定日) 2017年8月4日	10,000	-	-	百万円 5,440
1期(2018年1月15日)	9,944	△0.6	97.0	26,670
2期(2019年1月15日)	9,068	△8.8	99.4	21,297
3期(2020年1月15日)	8,822	△2.7	99.5	12,926

(注1) 設定日の基準価額は設定時の価額、純資産総額は設定元本を表示しております。

(注2) 基準価額は1万口当り。

(注3) 純資産総額の単位未満は切捨て。

(注4) 当ファンドは、特定のベンチマークを設定しそれを上回る運用を目指したものではありません。したがって当ファンドはベンチマークを設定していません。

## ■当期中の基準価額と市況の推移

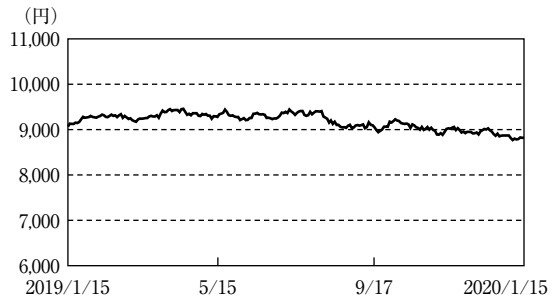
年月日	基準価額		投資信託証券 組入比率
	円	騰落率	
(期首) 2019年1月15日	9,068	-	99.4
1月末	9,302	2.6	99.2
2月末	9,268	2.2	99.5
3月末	9,384	3.5	100.1
4月末	9,345	3.1	98.2
5月末	9,278	2.3	100.8
6月末	9,244	1.9	98.9
7月末	9,402	3.7	99.1
8月末	9,100	0.4	99.2
9月末	9,188	1.3	99.4
10月末	8,992	△0.8	99.3
11月末	8,946	△1.3	100.3
12月末	8,814	△2.8	98.8
(期末) 2020年1月15日	8,822	△2.7	99.5

(注1) 基準価額は1万口当り。騰落率は期首比。

(注2) 当ファンドは、特定のベンチマークを設定しそれを上回る運用を目指したものではありません。したがって当ファンドはベンチマークを設定していません。

## ■基準価額の推移

(2019年1月15日～2020年1月15日)



## ◇運用担当者コメント

2～3頁をご参照ください。

## ◇ファンド状況

## ■1万口当りの費用明細

項 目	当 期
(a) 売買委託手数料	円 -
(b) 有価証券取引税	-
(c) その他費用 (その他)	0 (0)
合 計	0

(注1) 期中の費用(消費税等のかかるものは消費税等を含む)は、追加、解約により受益権口数に変動があるため、下記の簡便法により算出した結果です。

(a) 売買委託手数料=期中の売買委託手数料/期中の平均受益権口数

(b) 有価証券取引税=期中の有価証券取引税/期中の平均受益権口数

(c) その他費用=期中のその他費用/期中の平均受益権口数

(注2) 各項目ごとに円未満は四捨五入してあります。

## ◇運用内容

■売買及び取引の状況(2019年1月16日から2020年1月15日まで)  
投資信託証券

		買 付		売 付	
		口 数	金 額	口 数	金 額
外 国	B S F ブラックロック・スタイル・アド バンテージ・ファンド(ルクセンブルグ)	千口 43	千円 419,729	千口 829	千円 8,357,865
	I C S ブラックロック・I C S・U S ト レジャーリー・ファンド(アイルランド)	千口 -	千米・ドル -	千口 6	千米・ドル 645

(注1) 金額は受渡し代金。

(注2) 単位未満は切捨て。

(注3) ( )内は、発行国です。

■主要な売買銘柄(2019年1月16日から2020年1月15日まで)  
投資信託証券

銘 柄	買 付		銘 柄	売 付	
	口 数	金 額		口 数	金 額
B S F ブラックロック・スタイル・アド バンテージ・ファンド(ルクセンブルグ)	千口 43	千円 419,729	B S F ブラックロック・スタイル・アド バンテージ・ファンド(ルクセンブルグ)	千口 829	千円 8,357,865
			I C S ブラックロック・I C S・U S ト レジャーリー・ファンド(アイルランド)	6	70,037

(注1) 金額は受渡し代金。

(注2) 単位未満は切捨て。

(注3) ( )内は、発行国です。

## ■組入資産の明細

## (1) ファンド・オブ・ファンズが組入れた邦貨建ファンドの明細

フ ァ ン ド 名	当 期 末		
	口 数	評 価 額	比 率
B S F ブラックロック・スタイル・アドバンテージ・ファンド	千口 1,306	百万円 12,719	% 98.4
合 計	1,306	12,719	98.4

(注1) 比率欄は、期末の純資産総額に対する評価額の比率です。

(注2) 口数、評価額の単位未満は切捨て。

## (2) ファンド・オブ・ファンズが組入れた外貨建ファンドの明細

フ ァ ン ド 名	当 期 末			
	口 数	評 価 額		比 率
		外貨建金額	邦貨換算金額	
I C S ブラックロック・I C S・U S トレジャーリー・ファンド	千口 12	千米・ドル 1,324	百万円 145	% 1.1
合 計	12	1,324	145	1.1

(注1) 比率欄は、期末の純資産総額に対する評価額の比率です。

(注2) 口数、評価額の単位未満は切捨て。

## ◇資産状況

## ■投資信託財産の構成

2020年1月15日現在

項 目	当 期 末	
	評 価 額	比 率
投 資 証 券	千円 12,864,780	% 99.0
コ ー ル ・ ロ ー ン 等 、 そ の 他	126,150	1.0
投 資 信 託 財 産 総 額	12,990,931	100.0

(注1) 当期末における外貨建資産(145,597千円)の投資信託財産総額(12,990,931千円)に対する比率は、1.1%です。

(注2) 外貨建資産は、期末の時価をわが国の対顧客電信売買相場の仲値により邦貨換算したものです。換算レートは、1米・ドル=109.95円です。

(注3) 評価額の単位未満は切捨て。

## ■資産、負債、元本および基準価額の状況

2020年1月15日現在

項 目	当 期 末
(A) 資 産	13,135,218,020円
コ ー ル ・ ロ ー ン 等	126,150,777
投 資 証 券(評価額)	12,864,780,863
未 収 入 金	144,286,380
(B) 負 債	208,504,605
未 払 金	145,212,480
未 払 解 約 金	63,292,125
(C) 純 資 産 総 額(A-B)	12,926,713,415
元 本	14,652,916,573
次 期 繰 越 損 益 金	△ 1,726,203,158
(D) 受 益 権 総 口 数	14,652,916,573口
1万口当り基準価額(C/D)	8,822円

&lt;注記事項&gt;

期首元本額 23,485,045,625円

期中追加設定元本額 539,150,443円

期中一部解約元本額 9,371,279,495円

期末における元本の内訳

ブラックロック・スタイル・アドバンテージ・マザー・ポートフォリオ(円/年1回決算コース) 14,652,916,573円

合計 14,652,916,573円

## ■損益の状況

自2019年1月16日 至2020年1月15日

項 目	当 期
(A) 有 価 証 券 売 買 損 益	△ 296,534,385円
売 買 益	115,004,030
売 買 損	△ 411,538,415
(B) そ の 他 費 用	△ 208,095
(C) 当 期 損 益 金(A+B)	△ 296,742,480
(D) 前 期 繰 越 損 益 金	△ 2,187,977,697
(E) 解 約 差 損 益 金	799,321,063
(F) 追 加 信 託 差 損 益 金	△ 40,804,044
(G) 合 計(C+D+E+F)	△ 1,726,203,158
次 期 繰 越 損 益 金(G)	△ 1,726,203,158

(注1) 損益の状況の中で有価証券売買損益は、期末の評価換えによるものを含みます。

(注2) 損益の状況の中で追加信託差損益金とは追加信託の際、追加代金と元本の差額をいいます。

(注3) 損益の状況の中で解約差損益金とは中途解約の際、解約代金と元本の差額をいいます。

<参考情報>

ブラックロック・ストラテジック・ファンズ  
 ブラックロック・スタイル・アドバンテージ・ファンドの運用状況について  
 (計算期間:2018年6月1日～2019年5月31日)

ブラックロック・ストラテジック・ファンズ ブラックロック・スタイル・アドバンテージ・ファンド(以下B S F ブラックロック・スタイル・アドバンテージ・ファンド)はスタイル・アドバンテージ・マザー・ポートフォリオ(円)が投資対象とする外国投資証券で、決算は年1回(毎年5月末日)です。

よって入手可能な直前の計算期間(決算)である2019年5月31日現在の内容をご報告申し上げます。

投資対象ファンドの概要は以下の通りです。

B S F ブラックロック・スタイル・アドバンテージ・ファンド	
形態	ルクセンブルグ籍(オープン・エンド型)会社型外国投資証券(円建て円ヘッジ)
投資目的および投資態度	当ファンドは、長期的に市場動向に左右されない絶対収益の追求を目指して運用を行いません。当ファンドは機動的にエクスポージャーを調整することで様々なスタイルファクター戦略からプレミアムを獲得することを目指します。独自の定量化モデルを用いて銘柄の選定を行ない投資目的の達成を目指します。またバリュエ、モメンタム、キャリー、ディフェンシブといったファクターを活用し、幅広い投資資産に横断的に投資を行いません。
設定日	2016年9月14日
存続期間	無期限
主な投資対象	世界の株式、株式関連証券、債券、債券関連証券、通貨、デリバティブ、ファンド、短期金融商品等の多様な資産に投資を行いません。商品市場へのエクスポージャーを獲得する為にファンド、パフォーマンス・リンク債、上場投資信託、商品指数を原資産とするデリバティブ等を活用する場合があります。
主な投資制限	・同一発行体の譲渡性のある証券への投資は、原則としてファンドの純資産総額の10%以下とします。 ・純資産総額の5%を超えて投資しているすべての発行体について、ファンドが保有する譲渡性のある証券の総額は原則として純資産総額の40%を超えないものとします。
管理報酬	年0.75%
その他費用	管理業務会社、保管会社および名義書換事務代行会社への報酬等および事務諸費に要する費用についてはファンドから差し引かれます。
決算日	年1回(原則として5月末日)に決算を行いません。
収益分配方針	原則として、分配を行いません。
申込手数料	ありません。
管理会社	ブラックロック(ルクセンブルグ)エス・エー
投資顧問会社	ブラックロック・インベストメント・マネジメント・エル・エル・シー
保管会社	ステート・ストリート・バンク・ルクセンブルグ・エス・シー・エー

損益および純資産変動計算書 2018年6月1日から2019年5月31日までの期間

BSF ブラックロック・スタイル・  
アドバンテージ・ファンド

米ドル

<b>期首純資産</b>	3,328,390,128
<b>収益</b>	
預金利息	4,189,384
債券利息	69,056,292
スワップに係る受取利息および受取配当金	7,742,284
差金決済契約に係る受取配当金、源泉徴収税控除後	181,497,906
<b>収益合計</b>	<b>262,485,866</b>
<b>費用</b>	
差金決済契約に係る支払利息	52,858,257
差金決済契約に係る支払配当金、源泉徴収税控除後	137,187,506
管理事務代行報酬	2,049,148
預託報酬	482,313
税金	427,031
販売報酬	8,261
ローン・コミットメント・フィー	23,029
投資運用報酬および投資運用再委託報酬	12,760,795
<b>払戻前費用合計</b>	<b>205,796,340</b>
費用の払戻し	11,061
<b>払戻後費用合計</b>	<b>205,785,279</b>
<b>投資純利益</b>	<b>56,700,587</b>
以下に係る実現純利益／(損失):	
投資有価証券	61,394
差金決済契約	( 196,250,393)
先物取引	( 52,463,784)
外貨および先渡為替予約	( 144,199,637)
スワップ取引	11,809,190
当期実現純損失	( 381,043,230)
以下に係る未実現評価益／(損)の純変動額:	
投資有価証券	1,958,409
差金決済契約	( 20,064,772)
先物取引	49,451,583
外貨および先渡為替予約	27,734,244
スワップ取引	2,839,007
<b>当期末実現評価益／(損)の純変動</b>	<b>61,918,471</b>
<b>運用成績による純資産の減少</b>	<b>( 262,424,172)</b>
<b>資本の変動</b>	
投資証券発行による正味受取額	727,481,436
投資証券買戻しによる正味支払額	( 548,020,489)
<b>資本の変動による純資産の増加</b>	<b>179,460,947</b>
<b>期末純資産</b>	<b>3,245,426,903</b>



## B S F ブラックロック・スタイル・アドバンテージ・ファンド

投資有価証券明細表 2019年5月31日現在

公認の証券取引所に上場されているまたはその他の規制市場で取引されている譲渡可能な有価証券および短期金融商品

保有高	銘柄	時価 (米ドル)	純資産比率 (%)
<b>債券</b>			
	<b>ドイツ</b>		
USD 90,000,000	Kreditanstalt fuer Wiederaufbau 1.00% 15/7/2019	89,851,236	2.77
USD 90,000,000	Kreditanstalt fuer Wiederaufbau 1.25% 30/9/2019	89,680,950	2.76
USD 75,000,000	Kreditanstalt fuer Wiederaufbau RegS 1.625% 12/11/2019	74,752,875	2.30
		254,285,061	7.83
	<b>国際機関</b>		
USD 150,000,000	Asian Development Bank 1.75% 10/1/2020	149,532,078	4.61
USD 65,000,000	Asian Development Bank 1.625% 5/5/2020	64,636,094	1.99
USD 54,989,000	European Bank for Reconstruction & Development 0.875% 22/7/2019	54,877,942	1.69
USD 20,000,000	European Bank for Reconstruction & Development 1.75% 26/11/2019	19,937,821	0.61
USD 30,000,000	European Bank for Reconstruction & Development 1.50% 16/3/2020	29,821,735	0.92
USD 40,000,000	European Bank for Reconstruction & Development 1.625% 5/5/2020	39,783,109	1.23
USD 138,833,000	European Investment Bank 1.125% 15/8/2019	138,488,278	4.27
USD 80,000,000	Inter-American Development Bank 1.125% 12/9/2019	79,700,696	2.45
USD 150,000,000	Inter-American Development Bank 1.75% 15/10/2019	149,643,678	4.61
USD 30,000,000	Inter-American Development Bank 1.625% 12/5/2020	29,809,973	0.92
USD 241,279,000	International Bank for Reconstruction & Development 1.25% 26/7/2019	240,814,256	7.42
USD 100,000,000	International Bank for Reconstruction & Development 0.875% 15/8/2019	99,659,769	3.07
USD 89,000,000	International Bank for Reconstruction & Development 1.875% 7/10/2019	88,836,467	2.74
USD 35,042,000	International Finance Corp 1.75% 16/9/2019	34,976,483	1.08
		1,220,518,379	37.61

公認の証券取引所に上場されているまたはその他の規制市場で取引されている譲渡可能な有価証券および短期金融商品(続き)

保有高	銘柄	時価 (米ドル)	純資産比率 (%)
	米国		
USD 115,000,000	United States Treasury Bill 20/6/2019 (Zero Coupon)	114,852,563	3.54
USD 98,000,000	United States Treasury Bill 18/7/2019 (Zero Coupon)	97,688,076	3.01
USD 160,000,000	United States Treasury Bill 29/8/2019 (Zero Coupon)	159,038,009	4.90
USD 144,000,000	United States Treasury Bill 12/9/2019 (Zero Coupon)	142,994,144	4.40
USD 140,000,000	United States Treasury Bill 7/11/2019 (Zero Coupon)	138,537,907	4.27
USD 125,000,000	United States Treasury Bill 5/12/2019 (Zero Coupon)	123,541,140	3.81
USD 135,000,000	United States Treasury Bill 2/1/2020 (Zero Coupon)	133,007,748	4.10
USD 117,000,000	United States Treasury Bill 27/2/2020 (Zero Coupon)	114,871,408	3.54
USD 117,000,000	United States Treasury Bill 26/3/2020 (Zero Coupon)	114,744,747	3.53
USD 130,000,000	United States Treasury Bill 23/4/2020 (Zero Coupon)	127,244,820	3.92
USD 130,000,000	United States Treasury Bill 21/5/2020 (Zero Coupon)	127,100,797	3.92
		1,393,621,359	42.94
債券合計		2,868,424,799	88.38
公認の証券取引所に上場されているまたはその他の規制市場で取引されている譲渡可能な有価証券および短期金融商品合計		2,868,424,799	88.38
投資有価証券(時価)合計		2,868,424,799	88.38
その他の純資産		377,002,104	11.62
純資産合計(米ドル)		3,245,426,903	100.00

差金決済契約 2019年5月31日現在

保有高	銘柄	取引相手	未実現純利益/損 (米ドル)	保有高	銘柄	取引相手	未実現純利益/損 (米ドル)
<b>オーストラリア</b>				<b>オーストラリア(続き)</b>			
17,367	AGL Energy Ltd	Bank of America Merrill Lynch	( 24,524)	232,335	BlueScope Steel Ltd	HSBC	( 413,559)
44,720	AGL Energy Ltd	Credit Suisse	( 44,575)	52,593	BlueScope Steel Ltd	JP Morgan	( 101,934)
14,060	AGL Energy Ltd	Citibank	( 15,766)	723,730	BlueScope Steel Ltd	Goldman Sachs	( 782,342)
22,100	AGL Energy Ltd	HSBC	( 29,639)	( 419,232)	Boral Ltd	Credit Suisse	( 163,246)
11,915	AGL Energy Ltd	JP Morgan	( 11,876)	( 343,717)	Boral Ltd	HSBC	( 128,477)
131,310	AGL Energy Ltd	Goldman Sachs	( 120,076)	( 479,911)	Boral Ltd	JP Morgan	( 199,629)
38,760	ALS Ltd	Goldman Sachs	( 1,179)	( 1,017,050)	Boral Ltd	Goldman Sachs	( 310,260)
101,420	Alumina Ltd	Goldman Sachs	( 1,262)	( 189,840)	Brambles Ltd	Goldman Sachs	22,608
41,651	Amcort Ltd/Australia	Credit Suisse	6,343	204,487	Caltex Australia Ltd	Goldman Sachs	( 52,883)
150,054	Amcort Ltd/Australia	JP Morgan	32,167	30,170	Caltex Australia Ltd	Citibank	( 7,936)
104,570	Amcort Ltd/Australia	Goldman Sachs	2,845	43,517	Caltex Australia Ltd	Bank of America Merrill Lynch	16,567
294,301	Amcort Ltd/Australia	Bank of America Merrill Lynch	16,297	111,616	Caltex Australia Ltd	HSBC	54,855
( 37,700)	AMP Ltd	Goldman Sachs	266	78,038	Caltex Australia Ltd	JP Morgan	38,634
( 569,450)	AMP Ltd	JP Morgan	( 2,772)	( 551,088)	Challenger Ltd	Credit Suisse	( 16,431)
( 2,335,946)	AMP Ltd	Credit Suisse	16,169	( 5,098)	Challenger Ltd	HSBC	( 187)
( 666,927)	AMP Ltd	HSBC	6,241	( 296,749)	Challenger Ltd	JP Morgan	( 47,244)
13,896	Ansell Ltd	Bank of America Merrill Lynch	( 4,425)	( 947,978)	Challenger Ltd	Goldman Sachs	( 17,672)
42,188	Ansell Ltd	Credit Suisse	( 51,826)	32,833	CIMIC Group Ltd	HSBC	1,353
25,952	Ansell Ltd	HSBC	( 26,048)	31,350	CIMIC Group Ltd	JP Morgan	3,625
59,601	Ansell Ltd	JP Morgan	( 33,641)	154,757	CIMIC Group Ltd	Goldman Sachs	( 110,509)
208,738	Ansell Ltd	Goldman Sachs	( 94,722)	403,800	Coca-Cola Amatil Ltd	Goldman Sachs	29,439
( 441,350)	APA Group (Unit)	Goldman Sachs	40,256	38,780	Coca-Cola Amatil Ltd	Credit Suisse	18,617
( 128,310)	APA Group (Unit)	Credit Suisse	( 13,032)	( 4,200)	Cochlear Ltd	Goldman Sachs	( 563)
( 54,157)	APA Group (Unit)	HSBC	( 14,620)	( 199,851)	Coles Group Ltd	Goldman Sachs	46,787
( 83,610)	APA Group (Unit)	JP Morgan	1,439	( 36,050)	Coles Group Ltd	Credit Suisse	6,005
( 61,579)	Aristocrat Leisure Ltd	Credit Suisse	( 144,826)	( 45,108)	Coles Group Ltd	HSBC	9,055
( 50,541)	Aristocrat Leisure Ltd	HSBC	( 116,169)	( 53,327)	Coles Group Ltd	JP Morgan	9,504
( 28,414)	Aristocrat Leisure Ltd	JP Morgan	( 71,199)	( 3,810)	Commonwealth Bank of Australia	Goldman Sachs	( 2,006)
( 69,950)	Aristocrat Leisure Ltd	Goldman Sachs	( 70,337)	( 222,760)	Computershare Ltd	Goldman Sachs	40,683
8,490	ASX Ltd	Goldman Sachs	( 4,831)	( 10,147)	CSL Ltd	HSBC	( 58,973)
( 27,100)	Atlas Arteria Ltd (Unit)	Goldman Sachs	3,847	( 8,763)	CSL Ltd	JP Morgan	( 48,270)
( 87,951)	Atlas Arteria Ltd (Unit)	Credit Suisse	( 7,914)	( 20,470)	CSL Ltd	Goldman Sachs	( 188)
( 174,589)	Atlas Arteria Ltd (Unit)	HSBC	( 15,711)	( 162,409)	Domino's Pizza Enterprises Ltd	HSBC	86,919
( 363,407)	Atlas Arteria Ltd (Unit)	JP Morgan	11,555	( 44,579)	Domino's Pizza Enterprises Ltd	JP Morgan	49,064
2,482,254	Aurizon Holdings Ltd	Goldman Sachs	93,570	( 335,540)	Downer EDI Ltd	Goldman Sachs	188,322
349,681	Aurizon Holdings Ltd	Bank of America Merrill Lynch	43,569	( 77,306)	Downer EDI Ltd	Credit Suisse	25,685
492,849	Aurizon Holdings Ltd	Credit Suisse	109,168	( 194,982)	Downer EDI Ltd	HSBC	93,757
613,323	Aurizon Holdings Ltd	HSBC	135,854	( 34,974)	Downer EDI Ltd	JP Morgan	11,620
1,198,981	Aurizon Holdings Ltd	JP Morgan	227,764	112,795	DuluxGroup Ltd	Bank of America Merrill Lynch	( 781)
923,839	AusNet Services	HSBC	( 32,320)	124,842	DuluxGroup Ltd	Credit Suisse	( 1,756)
187,050	AusNet Services	JP Morgan	( 2,589)	34,341	DuluxGroup Ltd	Citibank	238
1,761,624	AusNet Services	Goldman Sachs	( 53,228)	283,640	DuluxGroup Ltd	Goldman Sachs	( 340)
27,860	Australia & New Zealand Banking Group Ltd	Goldman Sachs	21,617	1,104,910	Evolution Mining Ltd	Goldman Sachs	155,845
79,995	Australia & New Zealand Banking Group Ltd	Citibank	( 27,686)	9,272	Evolution Mining Ltd	Citibank	1,476
14,660	Australia & New Zealand Banking Group Ltd	Bank of America Merrill Lynch	16,135	16,580	Flight Centre Travel Group Ltd	Credit Suisse	44,650
63,856	Australia & New Zealand Banking Group Ltd	HSBC	12,818	82,360	Flight Centre Travel Group Ltd	Goldman Sachs	117,422
56,662	Australia & New Zealand Banking Group Ltd	JP Morgan	11,374	20,950	Flight Centre Travel Group Ltd	Bank of America Merrill Lynch	53,801
124,130	BHP Group Ltd	Goldman Sachs	( 8,496)	15,771	Flight Centre Travel Group Ltd	Citibank	20,851
148,781	BHP Group Ltd	Citibank	( 31,926)	( 48,226)	Fortescue Metals Group Ltd	Credit Suisse	( 18,694)
206,456	BHP Group Ltd	Bank of America Merrill Lynch	80,029	( 174,207)	Fortescue Metals Group Ltd	HSBC	( 65,842)
182,324	BHP Group Ltd	Credit Suisse	127,915	( 1,458,834)	Fortescue Metals Group Ltd	JP Morgan	( 565,491)
92,205	BlueScope Steel Ltd	Bank of America Merrill Lynch	( 153,178)	54,060	Goodman Group (Reit)	Goldman Sachs	( 10,119)
151,380	BlueScope Steel Ltd	Credit Suisse	( 293,399)	203,340	GPT Group/The (Reit)	Goldman Sachs	( 23,370)
101,161	BlueScope Steel Ltd	Citibank	( 119,040)	( 104,500)	Harvey Norman Holdings Ltd	Goldman Sachs	( 465)

保有高	銘柄	取引相手	未実現純利益/損 (米ドル)	保有高	銘柄	取引相手	未実現純利益/損 (米ドル)
	オーストラリア(続き)				オーストラリア(続き)		
( 12,600)	Healthscope Ltd	Goldman Sachs	( 40)	( 367,575)	OZ Minerals Ltd	Credit Suisse	113,681
( 647,705)	Incitec Pivot Ltd	Goldman Sachs	27,964	( 138,576)	OZ Minerals Ltd	HSBC	28,472
( 40,640)	Insurance Australia Group Ltd	Goldman Sachs	11,162	( 75,881)	OZ Minerals Ltd	JP Morgan	11,030
( 175,894)	IIOF Holdings Ltd	HSBC	43,788	( 5,100)	Perpetual Ltd	Goldman Sachs	276
( 69)	IIOF Holdings Ltd	JP Morgan	29	( 6,140)	Perpetual Ltd	HSBC	( 3,244)
( 572,548)	James Hardie Industries Plc CDI	Goldman Sachs	43,163	467,440	Qantas Airways Ltd	Goldman Sachs	52,311
( 257,281)	James Hardie Industries Plc CDI	Credit Suisse	98,026	185,340	Qantas Airways Ltd	Bank of America Merrill Lynch	32,073
( 87,381)	James Hardie Industries Plc CDI	HSBC	3,177	121,630	Qantas Airways Ltd	JP Morgan	9,261
( 75,381)	James Hardie Industries Plc CDI	JP Morgan	14,088	86,004	QBE Insurance Group Ltd	Bank of America Merrill Lynch	( 54,174)
( 115,249)	Lendlease Group (Unit)	Credit Suisse	( 112,483)	57,779	QBE Insurance Group Ltd	Citibank	( 46,794)
( 103,729)	Lendlease Group (Unit)	JP Morgan	( 77,659)	117,077	QBE Insurance Group Ltd	HSBC	( 86,124)
( 194,100)	Lendlease Group (Unit)	Goldman Sachs	( 2,142)	43,220	QBE Insurance Group Ltd	JP Morgan	( 23,873)
( 82,382)	Lendlease Group (Unit)	Bank of America Merrill Lynch	( 13,116)	273,310	QBE Insurance Group Ltd	Goldman Sachs	( 166,183)
( 52,711)	Lendlease Group (Unit)	Citibank	15,324	( 128,491)	Qube Holdings Ltd	Goldman Sachs	( 450)
12,355	Macquarie Group Ltd	Credit Suisse	( 31,814)	( 8,190)	Ramsay Health Care Ltd	Goldman Sachs	( 1,390)
13,806	Macquarie Group Ltd	Citibank	( 12,232)	2,990	REA Group Ltd	JP Morgan	15,311
14,804	Macquarie Group Ltd	JP Morgan	( 38,120)	27,340	REA Group Ltd	Goldman Sachs	( 26,227)
12,989	Macquarie Group Ltd	Bank of America Merrill Lynch	10,789	14,316	Rio Tinto Ltd	Citibank	( 13,873)
6,920	Macquarie Group Ltd	HSBC	10,738	17,560	Rio Tinto Ltd	Bank of America Merrill Lynch	24,189
13,660	Macquarie Group Ltd	Goldman Sachs	( 3,433)	14,741	Rio Tinto Ltd	Credit Suisse	44,386
114,555	Metcash Ltd	Bank of America Merrill Lynch	( 2,379)	54,754	Rio Tinto Ltd	HSBC	164,868
85,870	Metcash Ltd	Credit Suisse	5,944	36,307	Rio Tinto Ltd	JP Morgan	112,073
139,940	Metcash Ltd	HSBC	3,818	40,050	Rio Tinto Ltd	Goldman Sachs	( 26,018)
729,382	Metcash Ltd	Goldman Sachs	( 47,301)	180,960	Santos Ltd	Credit Suisse	( 11,273)
1,245,260	Mirvac Group (Reit)	Goldman Sachs	( 15,742)	103,876	Santos Ltd	JP Morgan	( 6,471)
299,810	Mirvac Group (Reit)	HSBC	25,841	( 18,703)	SEEK Ltd	JP Morgan	( 15,406)
408,633	Mirvac Group (Reit)	Bank of America Merrill Lynch	31,114	( 177,578)	Seven Group Holdings Ltd	Credit Suisse	60,709
64,717	National Australia Bank Ltd	Bank of America Merrill Lynch	99,002	( 45,836)	Seven Group Holdings Ltd	HSBC	18,665
45,500	National Australia Bank Ltd	Credit Suisse	17,265	( 1,600)	Sims Metal Management Ltd	Goldman Sachs	134
92,405	National Australia Bank Ltd	HSBC	42,855	( 227,415)	Sims Metal Management Ltd	HSBC	62,967
129,236	National Australia Bank Ltd	JP Morgan	59,936	( 259,584)	Sims Metal Management Ltd	JP Morgan	42,294
116,780	Newcrest Mining Ltd	Goldman Sachs	35,724	282,430	South32 Ltd	Bank of America Merrill Lynch	( 27,370)
14,879	Newcrest Mining Ltd	Citibank	5,047	828,802	South32 Ltd	Citibank	( 91,791)
45,780	Newcrest Mining Ltd	JP Morgan	47,070	311,478	South32 Ltd	Credit Suisse	4,312
227,950	Northern Star Resources Ltd	Goldman Sachs	48,913	755,700	South32 Ltd	HSBC	12,176
( 14,200)	Nufarm Ltd/Australia	Goldman Sachs	3,500	1,063,140	South32 Ltd	Goldman Sachs	( 109,371)
( 277,266)	Nufarm Ltd/Australia	Credit Suisse	176,180	925,373	Stockland (Reit)	Goldman Sachs	115,609
( 385,957)	Nufarm Ltd/Australia	HSBC	206,720	296,498	Stockland (Reit)	HSBC	124,470
( 299,762)	Nufarm Ltd/Australia	JP Morgan	174,296	92,101	Stockland (Reit)	Credit Suisse	44,627
( 789,063)	Oil Search Ltd	Goldman Sachs	181,061	150,600	Stockland (Reit)	JP Morgan	63,281
( 42,850)	Oil Search Ltd	JP Morgan	10,183	60,922	Stockland (Reit)	Bank of America Merrill Lynch	24,459
182,450	Orica Ltd	Goldman Sachs	4,832	( 178,600)	Suncorp Group Ltd	Goldman Sachs	89,446
22,170	Orica Ltd	Citibank	( 767)	78,899	Sydney Airport (Unit)	Bank of America Merrill Lynch	( 15,838)
24,550	Orica Ltd	Bank of America Merrill Lynch	10,876	64,413	Sydney Airport (Unit)	HSBC	( 6,242)
16,057	Orica Ltd	JP Morgan	22,340	89,025	Sydney Airport (Unit)	JP Morgan	( 8,627)
( 530,330)	Origin Energy Ltd	Goldman Sachs	188,866	48,346	Sydney Airport (Unit)	Citibank	( 3,681)
( 67,750)	Origin Energy Ltd	Credit Suisse	15,480	( 4,100)	Tabcorp Holdings Ltd	Goldman Sachs	126
( 88,910)	Origin Energy Ltd	HSBC	5,425	( 347,820)	Tabcorp Holdings Ltd	Credit Suisse	18,049
( 57,163)	Origin Energy Ltd	JP Morgan	8,705	( 280,648)	Tabcorp Holdings Ltd	HSBC	20,145
143,006	Orora Ltd	Citibank	( 4,949)	( 81,172)	Tabcorp Holdings Ltd	JP Morgan	5,057
221,856	Orora Ltd	Bank of America Merrill Lynch	1,536	385,038	Telstra Corp Ltd	Credit Suisse	95,948
193,058	Orora Ltd	HSBC	4,009	254,039	Telstra Corp Ltd	Citibank	12,309
195,741	Orora Ltd	JP Morgan	2,070	200,902	Telstra Corp Ltd	HSBC	42,632
1,126,635	Orora Ltd	Goldman Sachs	( 33,053)	( 86,010)	TPG Telecom Ltd	Credit Suisse	639
( 536,684)	OZ Minerals Ltd	Goldman Sachs	104,893	( 300,375)	TPG Telecom Ltd	Goldman Sachs	( 8,525)

保有高	銘柄	取引相手	未実現純利益/損 (米ドル)
<b>オーストラリア(続き)</b>			
( 393,061)	Transurban Group	Credit Suisse	( 83,665)
( 111,369)	Transurban Group (Unit)	JP Morgan	( 41,628)
( 517,500)	Transurban Group (Unit)	Goldman Sachs	( 41,656)
( 146,740)	Treasury Wine Estates Ltd	Goldman Sachs	29,874
( 225,843)	Treasury Wine Estates Ltd	Credit Suisse	204,806
( 211,037)	Treasury Wine Estates Ltd	HSBC	6,538
( 12,190)	Washington H Soul Pattinson & Co Ltd	HSBC	7,660
191,210	Wesfarmers Ltd	Goldman Sachs	25,940
130,153	Wesfarmers Ltd	Bank of America Merrill Lynch	65,767
121,251	Wesfarmers Ltd	HSBC	57,926
432,118	Wesfarmers Ltd	JP Morgan	278,179
( 211,440)	Westpac Banking Corp	Goldman Sachs	8,112
( 12,450)	Westpac Banking Corp	HSBC	( 5,117)
( 359,510)	Whitehaven Coal Ltd	Goldman Sachs	55,317
( 140,807)	Whitehaven Coal Ltd	Credit Suisse	27,941
( 144,571)	Whitehaven Coal Ltd	HSBC	18,610
( 73,572)	Whitehaven Coal Ltd	JP Morgan	11,204
( 50,996)	WiseTech Global Ltd	Credit Suisse	( 79,424)
( 73,614)	WiseTech Global Ltd	HSBC	( 111,187)
24,258	Woodside Petroleum Ltd	Bank of America Merrill Lynch	( 13,265)
132,273	Woodside Petroleum Ltd	Credit Suisse	4,914
42,991	Woodside Petroleum Ltd	HSBC	17,260
53,842	Woodside Petroleum Ltd	JP Morgan	21,616
49,120	Woodside Petroleum Ltd	Goldman Sachs	( 54,136)
11,367	Woolworths Group Ltd	Credit Suisse	( 10,071)
8,110	Woolworths Group Ltd	Citibank	( 13,417)
17,426	Woolworths Group Ltd	HSBC	( 15,440)
65,608	Woolworths Group Ltd	JP Morgan	( 60,638)
( 57,870)	WorleyParsons Ltd	Goldman Sachs	23,579
( 42,370)	Xero Ltd	Goldman Sachs	674
( 10,207)	Xero Ltd	Credit Suisse	( 44,794)
( 15,691)	Xero Ltd	HSBC	( 61,627)
( 24,555)	Xero Ltd	JP Morgan	( 107,224)
			( 365,192)
<b>オーストリア</b>			
( 13,809)	Andritz AG	JP Morgan	75,811
( 18,696)	Andritz AG	Bank of America Merrill Lynch	28,789
( 13,508)	Andritz AG	Citibank	25,624
( 11,606)	Andritz AG	Deutsche Bank	17,872
( 44,856)	Andritz AG	Goldman Sachs	55,598
( 575)	BAWAG Group AG	Citibank	1,617
( 387)	BAWAG Group AG	Credit Suisse	1,071
( 66,792)	BAWAG Group AG	HSBC	184,834
( 104)	BAWAG Group AG	Bank of America Merrill Lynch	155
12,380	Erste Group Bank AG	Goldman Sachs	( 2,893)
( 58,158)	Immofinanz AG	Credit Suisse	18,820
( 9,472)	Immofinanz AG	Citibank	3,963
( 134,422)	Immofinanz AG	JP Morgan	43,498
( 8,146)	Immofinanz AG	Bank of America Merrill Lynch	7,317
( 548)	Lenzing AG	Citibank	( 1,040)
( 5,556)	Lenzing AG	HSBC	20,149
50,618	Oesterreichische Post AG	HSBC	( 200,511)
28,883	Oesterreichische Post AG	Bank of America Merrill Lynch	( 67,681)
52,317	Oesterreichische Post AG	Citibank	( 37,946)
207,429	Oesterreichische Post AG	Credit Suisse	( 821,682)

保有高	銘柄	取引相手	未実現純利益/損 (米ドル)
<b>オーストリア(続き)</b>			
23,209	Oesterreichische Post AG	JP Morgan	( 91,937)
4,337	OMV AG	JP Morgan	( 9,921)
16,739	OMV AG	Bank of America Merrill Lynch	( 36,236)
72,011	OMV AG	Citibank	( 146,243)
23,417	OMV AG	Credit Suisse	( 53,566)
9,815	OMV AG	HSBC	( 22,452)
8,163	Raiffeisen Bank International AG	Citibank	( 10,293)
26,252	Raiffeisen Bank International AG	HSBC	( 78,506)
2,066	Raiffeisen Bank International AG	JP Morgan	( 6,178)
26,217	Telekom Austria AG	Bank of America Merrill Lynch	3,511
67,934	Telekom Austria AG	Citibank	( 2,274)
31,045	Telekom Austria AG	JP Morgan	2,078
80,788	Telekom Austria AG	Credit Suisse	5,409
( 48,900)	UNIQA Insurance Group AG	Bank of America Merrill Lynch	63,023
( 65,152)	UNIQA Insurance Group AG	Credit Suisse	107,959
( 39,080)	UNIQA Insurance Group AG	Deutsche Bank	50,367
( 41,766)	UNIQA Insurance Group AG	JP Morgan	69,208
( 168,638)	UNIQA Insurance Group AG	HSBC	279,439
( 46,126)	Verbund AG	Credit Suisse	( 3,088)
( 26,459)	Verbund AG	JP Morgan	( 1,771)
( 40,944)	Verbund AG	Citibank	116,046
( 13,190)	Verbund AG	Goldman Sachs	34,469
( 53,164)	Verbund AG	Bank of America Merrill Lynch	131,697
( 21,322)	Verbund AG	HSBC	13,387
24,965	Vienna Insurance Group AG Wiener Versicherung Gruppe	Credit Suisse	( 66,857)
29,450	Vienna Insurance Group AG Wiener Versicherung Gruppe	JP Morgan	( 78,868)
68,710	Vienna Insurance Group AG Wiener Versicherung Gruppe	HSBC	( 184,008)
3,401	Vienna Insurance Group AG Wiener Versicherung Gruppe	Bank of America Merrill Lynch	( 8,159)
( 11,834)	voestalpine AG	Credit Suisse	52,952
( 40,240)	voestalpine AG	Goldman Sachs	80,221
( 31,007)	voestalpine AG	Bank of America Merrill Lynch	113,831
( 31,468)	voestalpine AG	Citibank	87,433
( 37,770)	voestalpine AG	HSBC	169,004
( 25,088)	voestalpine AG	JP Morgan	112,258
43,672	Wienerberger AG	Credit Suisse	( 37,036)
72,622	Wienerberger AG	Bank of America Merrill Lynch	( 102,104)
7,366	Wienerberger AG	JP Morgan	( 6,247)
			( 100,087)
<b>バルバドス</b>			
1	Brookfield Property Partners	JP Morgan	( 2)
			( 2)
<b>ベルギー</b>			
3,187	Ackermans & van Haaren NV	Bank of America Merrill Lynch	4,267
3,299	Ackermans & van Haaren NV	Citibank	-
3,542	Ackermans & van Haaren NV	Credit Suisse	( 5,533)
1,914	Ackermans & van Haaren NV	HSBC	( 2,990)
13,814	Ageas	JP Morgan	( 34,374)
14,867	Ageas	HSBC	( 36,994)
76,568	Ageas	Bank of America Merrill Lynch	( 104,235)
18,144	Ageas	Citibank	( 37,860)
18,851	Ageas	Credit Suisse	( 46,908)
68,490	Ageas	Goldman Sachs	( 117,403)
( 8,145)	Anheuser-Busch InBev SA/NV	Citibank	12,906
( 34,005)	Anheuser-Busch InBev SA/NV	JP Morgan	148,363
( 115,410)	Anheuser-Busch InBev SA/NV	Bank of America Merrill Lynch	342,555

保有高	銘柄	取引相手	未実現純利益/(損) (米ドル)	保有高	銘柄	取引相手	未実現純利益/(損) (米ドル)
	<b>ベルギー(続き)</b>				<b>ベルギー(続き)</b>		
( 11,000)	Anheuser-Busch InBev SA/NV	Goldman Sachs	22,281	18,420	Telenet Group Holding NV	Goldman Sachs	20,918
( 30,989)	Anheuser-Busch InBev SA/NV	Credit Suisse	123,553	7,937	Telenet Group Holding NV	Credit Suisse	6,022
( 35,828)	Anheuser-Busch InBev SA/NV	HSBC	156,317	11,976	Telenet Group Holding NV	Citibank	10,958
3,332	Befimmo SA (Reit)	HSBC	( 2,231)	6,313	UCB SA	Credit Suisse	( 8,453)
19,893	Befimmo SA (Reit)	Bank of America Merrill Lynch	( 6,659)	38,779	UCB SA	HSBC	( 51,926)
9,031	Befimmo SA (Reit)	Citibank	( 13,100)	( 116,210)	Umicore SA	Goldman Sachs	186,467
17,431	Befimmo SA (Reit)	JP Morgan	( 11,670)	( 219,068)	Umicore SA	Bank of America Merrill Lynch	814,008
9,706	Befimmo SA (Reit)	Credit Suisse	( 6,498)	( 99,781)	Umicore SA	Credit Suisse	477,705
( 1,166)	Bekaert SA	JP Morgan	130	( 180,800)	Umicore SA	Citibank	244,112
( 14,067)	Bekaert SA	HSBC	1,570	( 80,483)	Umicore SA	Deutsche Bank	299,057
631	bpost SA	Citibank	( 184)	( 168,125)	Umicore SA	HSBC	840,458
20,228	bpost SA	Credit Suisse	( 33,451)	( 10,194)	Umicore SA	JP Morgan	50,960
105,518	bpost SA	HSBC	( 174,494)				2,548,503
1,487	Cie d'Entreprises CFE	Citibank	( 1,825)		<b>カナダ</b>		
1,339	Cie d'Entreprises CFE	Bank of America Merrill Lynch	( 1,793)	( 38,734)	Alimentation Couche-Tard Inc 'B'	HSBC	( 9,702)
1,855	Cie d'Entreprises CFE	Deutsche Bank	( 2,484)	( 21,994)	Alimentation Couche-Tard Inc 'B'	JP Morgan	( 53,319)
17,309	Colruyt SA	Bank of America Merrill Lynch	14,293	( 21,863)	Alimentation Couche-Tard Inc 'B'	Citibank	32,803
32,707	Colruyt SA	Citibank	22,628	48,077	Bank of Montreal	Bank of America Merrill Lynch	( 208,582)
21,001	Colruyt SA	JP Morgan	37,494	69,812	Bank of Montreal	Credit Suisse	( 400,400)
21,775	Colruyt SA	Credit Suisse	38,876	64,428	Bank of Montreal	Citibank	( 302,854)
7,586	Colruyt SA	Deutsche Bank	6,264	136,267	Bank of Montreal	HSBC	( 781,546)
9,958	Colruyt SA	HSBC	17,779	15,850	Bank of Montreal	Goldman Sachs	( 71,713)
2,516	D'ieteren SA/NV	Bank of America Merrill Lynch	6,176	26,671	Bank of Nova Scotia/The	Credit Suisse	( 62,322)
10,680	D'ieteren SA/NV	Citibank	( 6,554)	( 43,568)	Bank of Nova Scotia/The	HSBC	( 114,958)
33,958	D'ieteren SA/NV	JP Morgan	90,941	22,237	Bank of Nova Scotia/The	Bank of America Merrill Lynch	( 36,651)
10,710	D'ieteren SA/NV	Credit Suisse	28,682	4,520	Bank of Nova Scotia/The	Goldman Sachs	( 8,789)
310	D'ieteren SA/NV	Deutsche Bank	761	31,445	BCE Inc	Citibank	( 1,859)
10,106	Groupe Bruxelles Lambert SA	Credit Suisse	2,255	126,060	BCE Inc	Bank of America Merrill Lynch	66,151
30,640	Groupe Bruxelles Lambert SA	Goldman Sachs	( 18,772)	15,850	BCE Inc	Credit Suisse	15,581
6,120	Groupe Bruxelles Lambert SA	Bank of America Merrill Lynch	273	33,051	BCE Inc	HSBC	28,336
8,029	Groupe Bruxelles Lambert SA	Citibank	( 6,809)	10,430	BCE Inc	JP Morgan	6,048
2,413	Groupe Bruxelles Lambert SA	JP Morgan	539	25,596	Canadian Imperial Bank of Commerce	Credit Suisse	( 180,047)
4,246	Groupe Bruxelles Lambert SA	HSBC	948	28,565	Canadian Imperial Bank of Commerce	HSBC	( 217,035)
5,274	KBC Ancora	Credit Suisse	( 8,592)	31,586	Canadian Imperial Bank of Commerce	JP Morgan	( 224,610)
7,774	KBC Ancora	Citibank	( 4,164)	108,686	Canadian Imperial Bank of Commerce	Citibank	( 455,469)
17,392	KBC Ancora	JP Morgan	( 28,334)	21,210	Canadian Imperial Bank of Commerce	Goldman Sachs	( 102,577)
22,351	KBC Ancora	Bank of America Merrill Lynch	( 5,986)	4,259	Canadian National Railway Co	Bank of America Merrill Lynch	( 15,550)
13,157	KBC Ancora	Deutsche Bank	( 3,523)	17,995	Canadian National Railway Co	Credit Suisse	( 70,490)
4,943	KBC Ancora	HSBC	( 8,053)	1,800	Canadian National Railway Co	HSBC	( 5,011)
( 63,379)	KBC Group NV	HSBC	182,461	66,230	Canadian National Railway Co	JP Morgan	( 259,438)
11,154	Melexis NV	Credit Suisse	( 123,217)	65,590	Canadian Natural Resources Ltd	Goldman Sachs	12,996
1,983	Melexis NV	HSBC	( 21,906)	30,060	Canadian Natural Resources Ltd	Bank of America Merrill Lynch	( 16,219)
( 12,250)	Proximus SADP	Goldman Sachs	( 1,529)	10,300	Canadian Natural Resources Ltd	Credit Suisse	( 10,049)
700	Sofina SA	HSBC	( 5,468)	8,076	Canadian Natural Resources Ltd	HSBC	( 7,879)
7,958	Sofina SA	Goldman Sachs	( 24,189)	60,180	Canadian Natural Resources Ltd	JP Morgan	( 58,712)
6,830	Sofina SA	Citibank	( 15,242)	47,791	Canadian Natural Resources Ltd	Citibank	20,134
6,431	Sofina SA	JP Morgan	( 50,232)	6,728	Canadian Pacific Railway Ltd	Credit Suisse	( 12,829)
3,574	Sofina SA	Bank of America Merrill Lynch	( 17,547)	5,566	Canadian Pacific Railway Ltd	Citibank	( 39,246)
4,192	Sofina SA	Deutsche Bank	( 20,582)	5,684	Canadian Pacific Railway Ltd	HSBC	( 10,839)
4,153	Sofina SA	Credit Suisse	( 17,820)	13,583	Canadian Pacific Railway Ltd	JP Morgan	( 25,901)
7,710	Solvay SA	Bank of America Merrill Lynch	( 52,652)	3,142	Canadian Tire Corp Ltd 'A'	HSBC	( 39,083)
4,447	Solvay SA	JP Morgan	( 54,386)	10,581	Canadian Tire Corp Ltd 'A'	Bank of America Merrill Lynch	( 38,867)
17,133	Solvay SA	Citibank	( 49,706)	9,470	Canadian Tire Corp Ltd 'A'	Credit Suisse	( 117,798)
27,444	Solvay SA	Credit Suisse	( 335,632)	36,890	Canadian Tire Corp Ltd 'A'	Goldman Sachs	( 139,783)
6,747	Solvay SA	HSBC	( 82,514)	12,520	Canadian Tire Corp Ltd 'A'	Citibank	( 47,748)

保有高	銘柄	取引相手	未実現純利益/損 (米ドル)	保有高	銘柄	取引相手	未実現純利益/損 (米ドル)
<b>カナダ(続き)</b>				<b>カナダ(続き)</b>			
( 391,703)	Cenovus Energy Inc	Citibank	86,852	19,200	Loblaw Cos Ltd	Goldman Sachs	( 10,241)
( 360,084)	Cenovus Energy Inc	HSBC	156,028	( 5,270)	Metro Inc/CN	Bank of America Merrill Lynch	( 3,155)
( 46,380)	Cenovus Energy Inc	JP Morgan	29,199	( 196,870)	Metro Inc/CN	Goldman Sachs	( 12,172)
16,960	CGI Inc	Goldman Sachs	7,870	( 30,160)	Metro Inc/CN	Citibank	7,579
76,325	CGI Inc	Bank of America Merrill Lynch	125,234	58,991	National Bank of Canada	Bank of America Merrill Lynch	( 112,924)
14,100	CGI Inc	Credit Suisse	24,907	101,742	National Bank of Canada	Credit Suisse	( 206,766)
28,537	CGI Inc	Citibank	5,273	29,493	National Bank of Canada	Citibank	( 45,776)
14,000	CGI Inc	HSBC	28,713	44,608	National Bank of Canada	HSBC	( 95,942)
25,483	CGI Inc	JP Morgan	45,014	55,180	National Bank of Canada	JP Morgan	( 118,680)
610	Constellation Software Inc/Canada	Citibank	( 18,949)	89,230	National Bank of Canada	Goldman Sachs	( 146,543)
686	Constellation Software Inc/Canada	HSBC	6,342	13,325	Pembina Pipeline Corp	HSBC	2,561
456	Constellation Software Inc/Canada	JP Morgan	5,571	4,858	Pembina Pipeline Corp	JP Morgan	934
890	Constellation Software Inc/Canada	Goldman Sachs	( 12,984)	26,706	RioCan Real Estate Investment Trust (Reit)	Bank of America Merrill Lynch	( 3,948)
( 6,550)	Dollarama Inc	Goldman Sachs	5,892	58,522	RioCan Real Estate Investment Trust (Reit)	Citibank	( 20,762)
( 49,270)	Enbridge Inc	Goldman Sachs	28,952	29,530	RioCan Real Estate Investment Trust (Reit)	Credit Suisse	2,730
( 62,320)	Enbridge Inc	Bank of America Merrill Lynch	1,842	465,663	RioCan Real Estate Investment Trust (Reit)	Goldman Sachs	( 151,922)
( 31,124)	Enbridge Inc	Citibank	16,793	4,730	Rogers Communications Inc 'B'	Citibank	2,762
( 194,515)	Enbridge Inc	JP Morgan	23,548	27,029	Rogers Communications Inc 'B'	HSBC	38,356
( 1,096)	Fairfax Financial Holdings Ltd	HSBC	7,857	17,983	Rogers Communications Inc 'B'	JP Morgan	28,660
( 2,620)	Fairfax Financial Holdings Ltd	JP Morgan	13,634	3,260	Rogers Communications Inc 'B'	Goldman Sachs	6,042
( 2,293)	Fairfax Financial Holdings Ltd	Bank of America Merrill Lynch	( 458)	57,996	Rogers Communications Inc 'B'	Bank of America Merrill Lynch	119,164
( 5,390)	Fairfax Financial Holdings Ltd	Goldman Sachs	( 26,542)	22,386	Royal Bank of Canada	Bank of America Merrill Lynch	( 49,636)
6,640	Fortis Inc/Canada	Goldman Sachs	4,196	125,943	Royal Bank of Canada	Credit Suisse	( 387,665)
50,320	Fortis Inc/Canada	Credit Suisse	47,977	34,456	Royal Bank of Canada	Citibank	( 88,368)
26,050	Fortis Inc/Canada	HSBC	17,644	11,173	Royal Bank of Canada	HSBC	( 34,849)
28,740	Fortis Inc/Canada	JP Morgan	27,402	25,952	Royal Bank of Canada	JP Morgan	( 80,944)
43,764	Fortis Inc/Canada	Bank of America Merrill Lynch	16,820	( 82,220)	Saputo Inc	Goldman Sachs	12,651
( 66,406)	Franco-Nevada Corp	HSBC	( 255,382)	( 3,450)	Shopify Inc 'A'	HSBC	( 75,596)
( 8,817)	Franco-Nevada Corp	JP Morgan	( 60,214)	( 46,478)	Shopify Inc 'A'	Citibank	63,551
( 11,089)	Franco-Nevada Corp	Bank of America Merrill Lynch	( 17,211)	( 31,149)	SNC-Lavalin Group Inc	Citibank	68,146
( 15,187)	Franco-Nevada Corp	Citibank	( 50,287)	( 420,664)	SNC-Lavalin Group Inc	HSBC	777,963
( 10,130)	George Weston Ltd	Goldman Sachs	14,156	( 68,699)	SNC-Lavalin Group Inc	Bank of America Merrill Lynch	120,845
283,140	Hydro One Ltd '144A'	Goldman Sachs	18,939	34,887	Sun Life Financial Inc	Bank of America Merrill Lynch	( 22,691)
85,063	Hydro One Ltd '144A'	Bank of America Merrill Lynch	31,435	137,678	Sun Life Financial Inc	Citibank	( 126,179)
39,890	Hydro One Ltd '144A'	Credit Suisse	30,662	163,770	Sun Life Financial Inc	Goldman Sachs	( 126,672)
43,640	Hydro One Ltd '144A'	Citibank	5,161	20,678	Sun Life Financial Inc	Credit Suisse	( 44,321)
58,261	Hydro One Ltd '144A'	HSBC	44,783	43,120	Sun Life Financial Inc	HSBC	( 15,514)
16,302	Hydro One Ltd '144A'	JP Morgan	12,531	21,618	Suncor Energy Inc	Citibank	( 27,082)
6,049	IGM Financial Inc	HSBC	313	31,385	Suncor Energy Inc	HSBC	( 62,515)
102,210	IGM Financial Inc	Goldman Sachs	( 38,722)	85,223	Suncor Energy Inc	JP Morgan	( 143,873)
34,498	Imperial Oil Ltd	Bank of America Merrill Lynch	( 40,541)	77,850	Suncor Energy Inc	Goldman Sachs	( 68,702)
16,705	Imperial Oil Ltd	Citibank	( 16,421)	( 83,920)	TC Energy Corp	HSBC	34,840
29,392	Imperial Oil Ltd	HSBC	( 42,610)	( 38,282)	Teck Resources Ltd 'B'	Bank of America Merrill Lynch	35,651
86,770	Imperial Oil Ltd	Goldman Sachs	( 54,370)	( 7,990)	Teck Resources Ltd 'B'	Citibank	511
( 5,530)	Intact Financial Corp	Bank of America Merrill Lynch	( 1,839)	( 26,040)	Teck Resources Ltd 'B'	Goldman Sachs	7,512
( 4,008)	Intact Financial Corp	JP Morgan	( 15,611)	( 28,918)	Teck Resources Ltd 'B'	JP Morgan	54,502
( 57,130)	Intact Financial Corp	HSBC	22,624	17,530	TELUS Corp	Goldman Sachs	3,719
( 404,790)	Inter Pipeline Ltd	Goldman Sachs	88,392	35,730	TELUS Corp	Credit Suisse	19,512
( 84,850)	Inter Pipeline Ltd	Citibank	16,932	173,447	TELUS Corp	Citibank	3,846
( 224,659)	Inter Pipeline Ltd	HSBC	59,505	15,827	TELUS Corp	HSBC	6,434
( 26,344)	Inter Pipeline Ltd	JP Morgan	9,151	11,700	TELUS Corp	JP Morgan	6,812
16,196	Loblaw Cos Ltd	Citibank	( 7,422)	82,400	Toronto-Dominion Bank/The	JP Morgan	( 42,687)
12,531	Loblaw Cos Ltd	Bank of America Merrill Lynch	2,130	94,400	Toronto-Dominion Bank/The	Bank of America Merrill Lynch	17,443
11,354	Loblaw Cos Ltd	Credit Suisse	13,535	6,900	Toronto-Dominion Bank/The	Citibank	1,938
12,141	Loblaw Cos Ltd	HSBC	15,614	( 13,635)	Wheaton Precious Metals Corp	Citibank	( 29,830)

保有高	銘柄	取引相手	未実現純利益/損 (米ドル)
<b>カナダ(続き)</b>			
( 86,432)	Wheaton Precious Metals Corp	HSBC	( 141,089)
( 9,570)	Wheaton Precious Metals Corp	JP Morgan	( 18,170)
			( 4,576,516)
<b>デンマーク</b>			
( 103,968)	Ambu A/S 'B'	Bank of America Merrill Lynch	393,024
( 126,611)	Ambu A/S 'B'	Citibank	327,278
( 25,167)	Ambu A/S 'B'	Deutsche Bank	95,137
( 83,721)	Ambu A/S 'B'	JP Morgan	906,924
( 4,857)	Ambu A/S 'B'	Goldman Sachs	359
( 26,495)	Ambu A/S 'B'	HSBC	287,012
( 118,937)	Ambu A/S 'B'	Credit Suisse	526,213
	136 AP Moller - Maersk A/S 'A'	Credit Suisse	( 22,048)
	566 AP Moller - Maersk A/S 'A'	Bank of America Merrill Lynch	( 50,319)
	638 AP Moller - Maersk A/S 'A'	Citibank	( 43,851)
	664 AP Moller - Maersk A/S 'A'	HSBC	( 99,392)
	371 AP Moller - Maersk A/S 'A'	JP Morgan	( 60,145)
1,763	AP Moller - Maersk A/S 'A'	Goldman Sachs	( 77,587)
613	AP Moller - Maersk A/S 'B'	HSBC	( 83,765)
2,285	AP Moller - Maersk A/S 'B'	Bank of America Merrill Lynch	( 224,652)
1,312	AP Moller - Maersk A/S 'B'	Citibank	( 108,211)
1,101	AP Moller - Maersk A/S 'B'	JP Morgan	( 202,673)
1,220	AP Moller - Maersk A/S 'B'	Goldman Sachs	( 66,430)
31,900	Carlsberg A/S 'B'	Citibank	( 23,832)
44,769	Carlsberg A/S 'B'	JP Morgan	47,002
13,550	Carlsberg A/S 'B'	Bank of America Merrill Lynch	1,215
13,461	Carlsberg A/S 'B'	Deutsche Bank	1,207
31,640	Carlsberg A/S 'B'	HSBC	33,093
2,780	Carlsberg A/S 'B'	Goldman Sachs	( 127)
( 7,775)	Chr Hansen Holding A/S	HSBC	3,485
( 28,203)	Chr Hansen Holding A/S	Bank of America Merrill Lynch	33,712
( 24,984)	Chr Hansen Holding A/S	Citibank	104,525
( 19,615)	Chr Hansen Holding A/S	Credit Suisse	8,792
10,442	Coloplast A/S 'B'	Bank of America Merrill Lynch	18,098
23,453	Coloplast A/S 'B'	Citibank	( 70,085)
21,731	Coloplast A/S 'B'	JP Morgan	( 12,988)
13,422	Coloplast A/S 'B'	Credit Suisse	( 8,022)
10,923	Coloplast A/S 'B'	Deutsche Bank	18,932
40,044	Coloplast A/S 'B'	HSBC	( 26,417)
18,110	Coloplast A/S 'B'	Goldman Sachs	( 17,352)
( 27,191)	Danske Bank A/S	HSBC	8,532
( 32,475)	Demant A/S	Credit Suisse	( 17,468)
( 68,447)	Demant A/S	Bank of America Merrill Lynch	( 66,476)
( 72,629)	Demant A/S	Citibank	125,883
( 40,829)	Demant A/S	JP Morgan	( 13,101)
( 104,168)	Demant A/S	HSBC	( 21,376)
43,534	Dfds A/S	Citibank	( 79,357)
41,706	Dfds A/S	JP Morgan	( 261,726)
17,955	Dfds A/S	Credit Suisse	( 112,677)
26,894	Dfds A/S	Bank of America Merrill Lynch	( 53,847)
5,017	Dfds A/S	Deutsche Bank	( 10,045)
4,527	Drilling Co of 1972 A/S/The	Citibank	( 36,864)
6,626	Drilling Co of 1972 A/S/The	JP Morgan	( 47,440)
27,799	Drilling Co of 1972 A/S/The	Goldman Sachs	( 135,191)
( 10,683)	Genmab A/S	Citibank	88,590
61,720	GN Store Nord A/S	Bank of America Merrill Lynch	( 84,842)

保有高	銘柄	取引相手	未実現純利益/損 (米ドル)
<b>デンマーク(続き)</b>			
28,591	GN Store Nord A/S	JP Morgan	( 21,787)
34,771	GN Store Nord A/S	Citibank	( 110,661)
14,716	GN Store Nord A/S	Credit Suisse	( 11,214)
6,169	H Lundbeck A/S	HSBC	( 7,927)
16,226	H Lundbeck A/S	JP Morgan	( 20,850)
4,907	H Lundbeck A/S	Bank of America Merrill Lynch	1,540
11,299	H Lundbeck A/S	Credit Suisse	( 14,519)
28,565	H Lundbeck A/S	Citibank	( 29,877)
( 12,047)	ISS A/S	Credit Suisse	58,231
( 25,126)	ISS A/S	Bank of America Merrill Lynch	97,423
( 36,137)	ISS A/S	HSBC	174,673
6,971	Jyske Bank A/S	JP Morgan	( 8,124)
9,213	Jyske Bank A/S	Credit Suisse	( 10,737)
16,540	Jyske Bank A/S	Goldman Sachs	5,154
24,432	Novo Nordisk A/S 'B'	Bank of America Merrill Lynch	6,206
37,743	Novo Nordisk A/S 'B'	Citibank	( 32,427)
79,355	Novo Nordisk A/S 'B'	JP Morgan	( 106,713)
5,440	Novo Nordisk A/S 'B'	Goldman Sachs	1,856
49,224	Novo Nordisk A/S 'B'	Credit Suisse	( 66,194)
44,162	Novo Nordisk A/S 'B'	HSBC	( 59,387)
14,548	Novozymes A/S 'B'	Citibank	( 18,477)
10,781	Novozymes A/S 'B'	JP Morgan	( 4,833)
22,671	Novozymes A/S 'B'	Bank of America Merrill Lynch	( 21,680)
105,999	Novozymes A/S 'B'	HSBC	( 47,514)
( 14,865)	Orsted A/S '144A'	Bank of America Merrill Lynch	( 39,535)
( 57,866)	Orsted A/S '144A'	Credit Suisse	( 202,320)
( 51,739)	Orsted A/S '144A'	JP Morgan	( 180,898)
( 49,240)	Orsted A/S '144A'	HSBC	( 172,160)
35,434	Pandora A/S	Citibank	( 59,298)
3,996	Pandora A/S	JP Morgan	( 23,883)
19,784	Pandora A/S	Credit Suisse	( 83,364)
39,344	Pandora A/S	Bank of America Merrill Lynch	( 29,981)
23,558	Pandora A/S	Deutsche Bank	( 17,952)
54,102	Pandora A/S	HSBC	( 323,349)
22,820	Pandora A/S	Goldman Sachs	( 5,077)
1,678	Rockwool International A/S 'B'	Credit Suisse	( 13,038)
7,196	Rockwool International A/S 'B'	HSBC	( 55,910)
21	Royal Unibrew A/S	Citibank	( 68)
152	Royal Unibrew A/S	JP Morgan	( 404)
70	Royal Unibrew A/S	Credit Suisse	( 186)
1,637	Royal Unibrew A/S	HSBC	( 4,354)
2,447	SimCorp A/S	Credit Suisse	8,409
42,801	SimCorp A/S	HSBC	147,089
20,477	Sydbank A/S	Bank of America Merrill Lynch	4,589
11,396	Sydbank A/S	Citibank	3,065
183	Sydbank A/S	JP Morgan	( 3)
51,673	Sydbank A/S	Credit Suisse	( 772)
215	Topdanmark A/S	Citibank	13
80	Topdanmark A/S	Credit Suisse	98
731	Topdanmark A/S	HSBC	896
( 65,861)	Tryg A/S	Credit Suisse	( 61,012)
( 49,618)	Tryg A/S	Bank of America Merrill Lynch	( 34,103)
( 10,681)	Tryg A/S	Citibank	( 1,277)
4,809	Vestas Wind Systems A/S	HSBC	( 26,299)
8,016	Vestas Wind Systems A/S	JP Morgan	( 43,837)



保有高	銘柄	取引相手	未実現純利益/(損) (米ドル)
<b>デンマーク(続き)</b>			
14,950	Vestas Wind Systems A/S	Citibank	( 47,803)
12,402	Vestas Wind Systems A/S	Bank of America Merrill Lynch	( 5,930)
13,260	Vestas Wind Systems A/S	Goldman Sachs	( 14,840)
			<u>( 640,625)</u>
<b>フィンランド</b>			
( 17,006)	Amer Sports OYJ	Bank of America Merrill Lynch	1,518
( 163)	Amer Sports OYJ	Citibank	47
( 47)	Amer Sports OYJ	Deutsche Bank	4
( 2,535)	Amer Sports OYJ	Credit Suisse	2,800
( 20,004)	DNA OYJ	Bank of America Merrill Lynch	1,786
( 21,170)	DNA OYJ	Credit Suisse	( 1,417)
( 16,448)	DNA OYJ	Citibank	1,101
( 56,055)	DNA OYJ	HSBC	( 3,753)
( 26,550)	Elisa OYJ	Bank of America Merrill Lynch	( 35,255)
( 35,981)	Elisa OYJ	JP Morgan	( 67,626)
( 17,447)	Elisa OYJ	Deutsche Bank	( 23,167)
( 31,177)	Elisa OYJ	HSBC	( 56,432)
( 50,820)	Elisa OYJ	Goldman Sachs	( 20,211)
( 12,787)	Fortum OYJ	HSBC	( 6,992)
( 140,491)	Fortum OYJ	Bank of America Merrill Lynch	( 25,867)
( 50,043)	Fortum OYJ	Citibank	38,530
( 41,582)	Huhtamaki OYJ	Credit Suisse	38,975
( 91,260)	Huhtamaki OYJ	JP Morgan	85,539
( 49,379)	Huhtamaki OYJ	Bank of America Merrill Lynch	( 1,102)
4,354	Kemira OYJ	Bank of America Merrill Lynch	( 972)
11,938	Kemira OYJ	Citibank	( 3,863)
43,965	Kemira OYJ	JP Morgan	( 981)
48,443	Kemira OYJ	Credit Suisse	( 1,081)
62,051	Kemira OYJ	Deutsche Bank	( 13,848)
( 943)	Kesko OYJ 'B'	HSBC	( 968)
( 41,926)	Kone OYJ 'B'	HSBC	-
( 16,544)	Kone OYJ 'B'	Bank of America Merrill Lynch	2,954
( 52,408)	Kone OYJ 'B'	JP Morgan	-
334,081	Metsa Board OYJ	HSBC	( 266,913)
40,516	Metsa Board OYJ	JP Morgan	( 32,370)
5,270	Metsa Board OYJ	Deutsche Bank	( 2,199)
151,905	Metsa Board OYJ	Citibank	( 71,191)
67,467	Metsa Board OYJ	Bank of America Merrill Lynch	( 28,156)
77,224	Metsa Board OYJ	Credit Suisse	( 61,698)
53,846	Metso OYJ	HSBC	( 167,635)
141,819	Neste OYJ	Bank of America Merrill Lynch	50,640
49,116	Neste OYJ	JP Morgan	99,747
14,565	Neste OYJ	Citibank	( 32,992)
31,987	Neste OYJ	Credit Suisse	64,961
50,415	Neste OYJ	HSBC	85,956
22,650	Neste OYJ	Goldman Sachs	( 19,316)
( 1,277,455)	Nokia OYJ	Credit Suisse	540,091
( 1,154,575)	Nokia OYJ	Bank of America Merrill Lynch	( 336,899)
( 22,086)	Nokia OYJ	Citibank	2,354
( 598,319)	Nokia OYJ	JP Morgan	( 27,373)
( 1,143,893)	Nokia OYJ	HSBC	( 80,616)
( 47,300)	Nokia OYJ	Goldman Sachs	( 7,472)
( 7,051)	Nokian Renkaat OYJ	Bank of America Merrill Lynch	1,652
( 6,378)	Nokian Renkaat OYJ	JP Morgan	12,739
( 35,032)	Nokian Renkaat OYJ	Deutsche Bank	8,209

保有高	銘柄	取引相手	未実現純利益/(損) (米ドル)
<b>フィンランド(続き)</b>			
( 100,225)	Nokian Renkaat OYJ	HSBC	200,186
( 283,820)	Nordea Bank Abp	Goldman Sachs	70,178
3,150	Orion OYJ 'B'	HSBC	( 1,511)
23,838	Orion OYJ 'B'	Bank of America Merrill Lynch	3,458
17,867	Orion OYJ 'B'	Citibank	( 15,152)
36,105	Orion OYJ 'B'	Credit Suisse	( 3,041)
72,570	Orion OYJ 'B'	Goldman Sachs	( 35,550)
( 34,040)	Sampo OYJ 'A'	Goldman Sachs	10,064
( 12,730)	Sampo OYJ 'A'	HSBC	13,210
32,853	Stora Enso OYJ 'R'	JP Morgan	( 53,376)
256,310	Stora Enso OYJ 'R'	HSBC	( 416,421)
37,871	Tieto OYJ	Citibank	( 37,187)
40,535	Tieto OYJ	JP Morgan	( 16,283)
43,072	Tieto OYJ	Credit Suisse	( 17,302)
12,082	UPM-Kymmene OYJ	Bank of America Merrill Lynch	( 18,470)
181,194	UPM-Kymmene OYJ	Citibank	( 270,928)
87,046	UPM-Kymmene OYJ	JP Morgan	( 189,968)
20,610	UPM-Kymmene OYJ	Credit Suisse	( 49,899)
101,896	UPM-Kymmene OYJ	HSBC	( 245,593)
93,360	UPM-Kymmene OYJ	Goldman Sachs	( 105,122)
64,308	Valmet OYJ	HSBC	( 209,534)
( 122,030)	Wartsila OYJ Abp	Goldman Sachs	93,164
( 29,320)	Wartsila OYJ Abp	Bank of America Merrill Lynch	21,593
( 61,488)	Wartsila OYJ Abp	Citibank	65,524
( 62,951)	Wartsila OYJ Abp	JP Morgan	45,343
( 88,284)	Wartsila OYJ Abp	Credit Suisse	71,421
( 159,574)	Wartsila OYJ Abp	HSBC	129,094
			<u>( 1,320,864)</u>
<b>フランス</b>			
( 28,697)	Accor SA	Bank of America Merrill Lynch	63,403
( 110,277)	Accor SA	JP Morgan	461,447
( 354,557)	Accor SA	Citibank	656,750
( 130,153)	Accor SA	Credit Suisse	544,617
( 128,980)	Accor SA	Goldman Sachs	218,255
( 142,117)	Accor SA	HSBC	594,680
( 14,413)	Aeroports de Paris	HSBC	435,842
( 10,327)	Aeroports de Paris	Bank of America Merrill Lynch	17,285
( 2,982)	Aeroports de Paris	Citibank	11,646
( 25,307)	Aeroports de Paris	JP Morgan	765,272
( 6,346)	Aeroports de Paris	Credit Suisse	191,900
( 189,830)	Air France-KLM	Credit Suisse	262,659
( 132,230)	Air France-KLM	Goldman Sachs	50,100
( 118,912)	Air France-KLM	Citibank	8,757
( 264,772)	Air France-KLM	JP Morgan	295,297
( 142,385)	Air France-KLM	Bank of America Merrill Lynch	88,655
( 34,981)	Air Liquide SA	JP Morgan	158,086
( 14,922)	Air Liquide SA	HSBC	67,435
( 7,485)	Airbus SE	JP Morgan	39,422
( 31,384)	Airbus SE	Citibank	144,982
( 22,862)	Airbus SE	HSBC	120,410
( 65,803)	ALD SA '144A'	JP Morgan	( 80,769)
( 99,943)	ALD SA '144A'	Bank of America Merrill Lynch	( 93,678)
( 168,907)	ALD SA '144A'	Deutsche Bank	( 158,319)
( 299,105)	ALD SA '144A'	Credit Suisse	( 367,132)
( 63,888)	ALD SA '144A'	Citibank	( 34,219)

保有高	銘柄	取引相手	未実現純利益/損 (米ドル)
	フランス(続き)		
( 18,220)	ALD SA '144A'	HSBC	( 22,364)
75,080	Alstom SA	Goldman Sachs	62,325
97,850	Alten SA	HSBC	( 316,639)
( 7,176)	Amundi SA '144A'	Bank of America Merrill Lynch	17,616
( 5,130)	Amundi SA '144A'	Credit Suisse	30,625
( 5,331)	Amundi SA '144A'	JP Morgan	31,825
( 12,730)	Amundi SA '144A'	Goldman Sachs	14,491
( 60,889)	Amundi SA '144A'	HSBC	345,625
1,751	Arkema SA	Bank of America Merrill Lynch	( 6,956)
34,392	Arkema SA	Citibank	( 173,461)
28,935	Arkema SA	JP Morgan	( 264,109)
33,888	Arkema SA	Credit Suisse	( 309,318)
2,589	Arkema SA	Deutsche Bank	( 10,285)
15,382	Arkema SA	HSBC	( 140,402)
( 11,040)	Atos SE	Goldman Sachs	43,819
( 5,800)	Atos SE	Bank of America Merrill Lynch	18,510
( 4,217)	Atos SE	Citibank	14,898
( 4,400)	Atos SE	JP Morgan	5,928
20,896	AXA SA	Bank of America Merrill Lynch	( 7,461)
32,964	AXA SA	Citibank	( 18,759)
118,804	AXA SA	JP Morgan	( 55,678)
235,746	AXA SA	HSBC	( 110,484)
3,259	BioMerieux	JP Morgan	5,273
3,914	BioMerieux	Bank of America Merrill Lynch	( 873)
3,701	BioMerieux	HSBC	5,988
( 16,647)	BNP Paribas SA	Bank of America Merrill Lynch	85,169
( 37,450)	BNP Paribas SA	Goldman Sachs	181,096
( 34,770)	BNP Paribas SA	Citibank	148,985
( 16,860)	BNP Paribas SA	HSBC	92,856
( 467,585)	Bollore SA	HSBC	111,656
( 628,939)	Bollore SA	Bank of America Merrill Lynch	94,041
( 1,021,487)	Bollore SA	Citibank	59,271
( 385,528)	Bollore SA	JP Morgan	92,061
( 51,579)	Bollore SA	Credit Suisse	12,317
( 4,725)	Bollore SA	Bank of America Merrill Lynch	633
( 176)	Bollore SA	Credit Suisse	35
( 4,953)	Bollore SA	Citibank	332
( 297)	Bollore SA	Deutsche Bank	40
( 3,103)	Bollore SA	JP Morgan	623
( 7,796)	Bouygues SA	Credit Suisse	16,354
( 56,159)	Bouygues SA	HSBC	117,810
( 23,609)	Bouygues SA	JP Morgan	49,527
137,160	Bureau Veritas SA	Goldman Sachs	( 15,904)
( 2,910)	Capgemini SE	Goldman Sachs	8,827
63,620	Carrefour SA	Credit Suisse	( 55,372)
93,010	Carrefour SA	Bank of America Merrill Lynch	( 79,915)
15,347	Carrefour SA	Citibank	( 3,853)
23,941	Carrefour SA	JP Morgan	( 20,837)
12,912	Carrefour SA	HSBC	( 11,238)
46,890	Carrefour SA	Goldman Sachs	( 3,869)
( 29,399)	Casino Guichard Perrachon SA	JP Morgan	98,743
( 5,681)	Casino Guichard Perrachon SA	Bank of America Merrill Lynch	( 2,853)
4,412	Cie de Saint-Gobain	JP Morgan	( 12,579)
21,939	Cie de Saint-Gobain	Citibank	( 32,559)
41,400	Cie de Saint-Gobain	Credit Suisse	( 118,031)

保有高	銘柄	取引相手	未実現純利益/損 (米ドル)
	フランス(続き)		
6,768	Cie de Saint-Gobain	HSBC	( 19,296)
2,771	Cie Generale des Etablissements Michelin SCA	Bank of America Merrill Lynch	( 32,466)
27,727	Cie Generale des Etablissements Michelin SCA	Citibank	( 122,210)
13,454	Cie Generale des Etablissements Michelin SCA	JP Morgan	( 130,610)
11,550	Cie Generale des Etablissements Michelin SCA	Credit Suisse	( 112,126)
328	Cie Plastic Omnium SA	Citibank	( 472)
20,318	Cie Plastic Omnium SA	Bank of America Merrill Lynch	( 62,348)
42,252	Cie Plastic Omnium SA	Credit Suisse	( 186,230)
46,605	CNP Assurances	Citibank	( 49,924)
2,109	CNP Assurances	JP Morgan	( 2,730)
24,200	CNP Assurances	Credit Suisse	( 31,324)
265,084	CNP Assurances	HSBC	( 343,121)
534	Covivio (Reit)	Bank of America Merrill Lynch	60
8,807	Covivio (Reit)	JP Morgan	( 29,973)
6,649	Covivio (Reit)	Citibank	( 1,855)
262,496	Credit Agricole SA	HSBC	( 563,844)
18,713	Danone SA	HSBC	28,235
34,923	Danone SA	Citibank	7,014
26,216	Danone SA	JP Morgan	35,414
2,780	Danone SA	Goldman Sachs	209
27,988	Danone SA	Credit Suisse	36,852
519	Dassault Aviation SA	Bank of America Merrill Lynch	( 82,236)
2,794	Dassault Aviation SA	Goldman Sachs	( 336,993)
10,028	Dassault Systemes SE	Credit Suisse	( 43,640)
3,388	Dassault Systemes SE	Citibank	( 30,244)
5,067	Dassault Systemes SE	JP Morgan	( 22,051)
43,635	Dassault Systemes SE	HSBC	( 189,891)
( 46,500)	Edenred	Goldman Sachs	9,045
( 17,019)	Edenred	Citibank	5,317
( 16,561)	Edenred	JP Morgan	16,262
( 12,730)	Edenred	Credit Suisse	5,513
( 10,595)	Edenred	HSBC	10,404
24,048	Eiffage SA	Credit Suisse	( 143,293)
8,020	Eiffage SA	Citibank	( 33,291)
10,069	Eiffage SA	JP Morgan	( 59,998)
17,190	Eiffage SA	Goldman Sachs	( 71,769)
( 125,565)	Electricite de France SA	JP Morgan	( 15,412)
( 30,320)	Electricite de France SA	Deutsche Bank	8,120
( 40,862)	Electricite de France SA	Bank of America Merrill Lynch	10,943
( 72,717)	Electricite de France SA	Credit Suisse	( 8,926)
( 186,817)	Electricite de France SA	HSBC	( 22,931)
( 63,004)	Elis SA	Credit Suisse	67,491
( 9,617)	Elis SA	Citibank	537
( 6)	Elis SA	Bank of America Merrill Lynch	1
( 606)	Elis SA	JP Morgan	649
( 200,423)	Elis SA	HSBC	214,696
125,573	Engie SA	Credit Suisse	( 100,186)
36,339	Engie SA	HSBC	( 28,992)
10,611	Eramet	Credit Suisse	( 83,592)
2,888	Eramet	JP Morgan	( 22,751)
( 118,865)	EssilorLuxottica SA	HSBC	590,228
23,079	Eurazeo SE	JP Morgan	( 41,589)
22,234	Eurazeo SE	Credit Suisse	( 89,157)
17,152	Eurazeo SE	Bank of America Merrill Lynch	( 16,268)
3,097	Eurazeo SE	Citibank	( 6,566)

保有高	銘柄	取引相手	未実現純利益/損 (米ドル)	保有高	銘柄	取引相手	未実現純利益/損 (米ドル)
	フランス(続き)				フランス(続き)		
67,644	Eurazeo SE	Goldman Sachs	( 126,039)	5,984	L'Oreal SA	Citibank	( 26,709)
( 2,842)	Eurofins Scientific SE	HSBC	( 34,884)	5,603	L'Oreal SA	Bank of America Merrill Lynch	( 3,751)
( 4,811)	Eurofins Scientific SE	Bank of America Merrill Lynch	53,684	3,430	L'Oreal SA	HSBC	13,340
( 4,330)	Eurofins Scientific SE	Citibank	68,609	3,840	L'Oreal SA	Goldman Sachs	( 11,829)
( 570)	Eurofins Scientific SE	JP Morgan	( 6,996)	22,161	Lagardere SCA	Bank of America Merrill Lynch	( 10,880)
( 8,228)	Eurofins Scientific SE	Credit Suisse	( 100,993)	150,079	Lagardere SCA	Goldman Sachs	11,833
( 12,120)	Eutelsat Communications SA	HSBC	( 1,420)	7,259	Lagardere SCA	Citibank	1,620
( 46,894)	Eutelsat Communications SA	Bank of America Merrill Lynch	( 25,640)	21,375	Lagardere SCA	JP Morgan	( 52,473)
( 72,937)	Eutelsat Communications SA	Citibank	26,858	40,179	Lagardere SCA	Credit Suisse	( 98,634)
( 100,033)	Eutelsat Communications SA	JP Morgan	( 11,720)	195,092	Lagardere SCA	HSBC	( 387,464)
( 44,706)	Eutelsat Communications SA	Credit Suisse	( 5,238)	31,277	Legrand SA	Credit Suisse	( 36,994)
( 35,190)	Eutelsat Communications SA	Goldman Sachs	5,450	2,540	Legrand SA	Bank of America Merrill Lynch	( 2,664)
4,736	Gaztransport Et Technigaz SA	Credit Suisse	20,610	23,493	Legrand SA	JP Morgan	( 27,788)
53,379	Gaztransport Et Technigaz SA	HSBC	232,296	96,295	Legrand SA	HSBC	( 113,898)
2,590	Gecina SA (Reit)	Goldman Sachs	( 5,127)	5,179	Legrand SA	Citibank	( 12,367)
( 208,178)	Getlink SE	Bank of America Merrill Lynch	88,272	16,420	Legrand SA	Goldman Sachs	( 22,793)
( 221,237)	Getlink SE	Citibank	56,779	6,218	LVMH Moet Hennessy Louis Vuitton SE	HSBC	( 27,877)
( 244,670)	Getlink SE	JP Morgan	106,476	3,791	LVMH Moet Hennessy Louis Vuitton SE	Bank of America Merrill Lynch	( 10,575)
2,784	Hermes International	Bank of America Merrill Lynch	( 69,586)	1,783	LVMH Moet Hennessy Louis Vuitton SE	Credit Suisse	( 5,133)
1,836	Hermes International	HSBC	( 58,593)	820	LVMH Moet Hennessy Louis Vuitton SE	Goldman Sachs	( 3,276)
1,450	Hermes International	JP Morgan	( 33,278)	79,982	Mercialys SA (Reit)	HSBC	( 41,054)
4,810	Hermes International	Goldman Sachs	( 98,493)	20,888	Mercialys SA (Reit)	Citibank	( 7,692)
14,660	ICADE (Reit)	Credit Suisse	5,725	584	Mercialys SA (Reit)	JP Morgan	( 300)
3,257	ICADE (Reit)	Bank of America Merrill Lynch	( 1,817)	28,002	Mercialys SA (Reit)	Credit Suisse	( 14,373)
25,935	ICADE (Reit)	Citibank	( 31,833)	74,405	Metropole Television SA	Citibank	( 46,494)
6,811	ICADE (Reit)	JP Morgan	2,660	57,135	Metropole Television SA	Credit Suisse	( 117,307)
346	ICADE (Reit)	Deutsche Bank	( 193)	158	Metropole Television SA	Bank of America Merrill Lynch	( 113)
( 27,907)	Iliad SA	Bank of America Merrill Lynch	104,319	6,869	Metropole Television SA	JP Morgan	( 14,103)
( 31,526)	Iliad SA	Citibank	( 40,455)	16,608	Metropole Television SA	HSBC	( 34,099)
( 13,864)	Iliad SA	JP Morgan	5,415	( 1,511,228)	Natixis SA	HSBC	1,787,482
( 4,510)	Imerys SA	Goldman Sachs	7,026	171,950	Orange SA	HSBC	13,431
( 35,608)	Imerys SA	HSBC	90,592	297,345	Orange SA	Citibank	49,769
( 7,468)	Ingenico Group SA	HSBC	15,666	320,731	Orange SA	JP Morgan	25,052
( 41,306)	Ingenico Group SA	Bank of America Merrill Lynch	57,153	214,009	Orange SA	Credit Suisse	16,716
( 7,602)	Ingenico Group SA	Citibank	20,358	( 11,083)	Orpea	HSBC	96,462
( 19,338)	Ingenico Group SA	Credit Suisse	( 109,186)	( 12,000)	Orpea	Citibank	44,188
4,509	Ipsen SA	Citibank	( 29,182)	( 7,348)	Orpea	JP Morgan	63,954
991	Ipsen SA	JP Morgan	5,529	( 3,414)	Pernod Ricard SA	Bank of America Merrill Lynch	( 7,429)
12,331	Ipsen SA	HSBC	68,798	( 3,642)	Pernod Ricard SA	JP Morgan	( 1,626)
( 63,779)	JCDecaux SA	Bank of America Merrill Lynch	153,722	566,475	Peugeot SA	HSBC	( 1,254,720)
( 60,994)	JCDecaux SA	Goldman Sachs	69,918	13,770	Publicis Groupe SA	HSBC	( 52,088)
( 32,978)	JCDecaux SA	Citibank	39,742	( 4,478)	Remy Cointreau SA	JP Morgan	( 9,994)
( 10,740)	JCDecaux SA	HSBC	34,345	( 13,301)	Remy Cointreau SA	Citibank	( 22,263)
2,991	Kering SA	Citibank	( 157,363)	( 12,003)	Remy Cointreau SA	Credit Suisse	( 26,787)
3,067	Kering SA	Bank of America Merrill Lynch	( 189,083)	( 12,063)	Remy Cointreau SA	HSBC	( 26,921)
3,359	Kering SA	Credit Suisse	( 203,711)	( 6,252)	Renault SA	Bank of America Merrill Lynch	( 8,511)
2,698	Kering SA	JP Morgan	( 163,624)	( 23,764)	Renault SA	Credit Suisse	111,637
8,406	Kering SA	HSBC	( 509,794)	( 13,247)	Renault SA	JP Morgan	62,231
34,124	Klepierre SA (Reit)	Credit Suisse	( 35,412)	( 14,549)	Renault SA	Citibank	( 46,431)
10,671	Klepierre SA (Reit)	JP Morgan	( 11,074)	13,260	Rexel SA	Credit Suisse	( 24,813)
38,198	Klepierre SA (Reit)	Bank of America Merrill Lynch	( 41,771)	171,688	Rexel SA	HSBC	( 321,276)
19,740	Klepierre SA (Reit)	Citibank	( 7,930)	( 59,216)	Rubis SCA	Goldman Sachs	161,994
57,950	Klepierre SA (Reit)	Goldman Sachs	( 30,733)	( 58,636)	Rubis SCA	Bank of America Merrill Lynch	179,275
10,500	L'Oreal SA	Credit Suisse	13,753	( 77,087)	Rubis SCA	Credit Suisse	304,502
17,265	L'Oreal SA	JP Morgan	15,412	( 86,111)	Rubis SCA	Citibank	274,809

保有高	銘柄	取引相手	未実現純利益/損 (米ドル)	保有高	銘柄	取引相手	未実現純利益/損 (米ドル)
フランス(続き)				フランス(続き)			
( 10,972)	Rubis SCA	Deutsche Bank	33,546	6,517	Television Francaise 1	Bank of America Merrill Lynch	( 5,636)
( 24,170)	Rubis SCA	JP Morgan	95,474	43,114	Television Francaise 1	Credit Suisse	( 61,339)
( 39,947)	Rubis SCA	HSBC	111,964	24,621	Television Francaise 1	Citibank	( 14,149)
( 1,509)	Safran SA	Credit Suisse	12,039	102,304	Television Francaise 1	Deutsche Bank	( 88,471)
( 16,806)	Safran SA	Bank of America Merrill Lynch	135,021	306,414	Television Francaise 1	HSBC	( 435,938)
( 14,037)	Safran SA	Citibank	100,244	671	Thales SA	Citibank	( 2,568)
( 36,984)	Safran SA	HSBC	280,306	10,210	Thales SA	Credit Suisse	( 49,331)
( 20,550)	Safran SA	Goldman Sachs	105,236	30,270	Total SA	Bank of America Merrill Lynch	( 47,625)
( 3,080)	Safran SA	JP Morgan	20,408	47,068	Total SA	Citibank	( 141,018)
( 12,328)	Sartorius Stedim Biotech	Goldman Sachs	34,708	17,464	Total SA	JP Morgan	( 12,862)
( 9,442)	Sartorius Stedim Biotech	Bank of America Merrill Lynch	16,857	54,824	Total SA	Credit Suisse	( 40,376)
( 7,005)	Sartorius Stedim Biotech	Credit Suisse	( 3,497)	110,857	Total SA	HSBC	( 81,642)
( 10,739)	Sartorius Stedim Biotech	HSBC	( 1,198)	4,027	Trigano SA	Citibank	( 34,151)
15,060	Schneider Electric SE	JP Morgan	( 35,874)	1,889	Trigano SA	JP Morgan	( 27,402)
5,480	Schneider Electric SE	Bank of America Merrill Lynch	( 11,985)	2,991	Trigano SA	Bank of America Merrill Lynch	( 18,523)
61,579	Schneider Electric SE	Citibank	( 200,642)	( 4,940)	Ubisoft Entertainment SA	Bank of America Merrill Lynch	52,587
5,870	Schneider Electric SE	Goldman Sachs	( 14,110)	( 4,523)	Ubisoft Entertainment SA	Citibank	( 3,836)
( 6,090)	SCOR SE	Bank of America Merrill Lynch	( 2,446)	( 8,295)	Ubisoft Entertainment SA	HSBC	93,407
( 47,603)	SCOR SE	JP Morgan	( 53,526)	( 3,072)	Ubisoft Entertainment SA	JP Morgan	35,102
( 87,910)	SCOR SE	Goldman Sachs	14,857	( 11,160)	Ubisoft Entertainment SA	Goldman Sachs	( 20,330)
( 20,357)	SCOR SE	Credit Suisse	( 26,577)	( 75,920)	Valeo SA	Credit Suisse	533,919
( 28,256)	SCOR SE	Citibank	6,621	( 29,560)	Valeo SA	Goldman Sachs	114,456
( 9,212)	SEB SA	Bank of America Merrill Lynch	83,262	( 77,863)	Valeo SA	HSBC	565,611
( 5,821)	SEB SA	Citibank	74,697	( 23,613)	Valeo SA	Bank of America Merrill Lynch	130,425
( 3,292)	SEB SA	JP Morgan	49,223	( 72,268)	Valeo SA	Citibank	258,049
( 876)	SEB SA	Deutsche Bank	7,918	( 75,752)	Valeo SA	JP Morgan	550,276
( 5,630)	SEB SA	Goldman Sachs	48,329	98,475	Veolia Environnement SA	Citibank	30,767
( 73,162)	SES SA	Credit Suisse	136,335	35,340	Veolia Environnement SA	Goldman Sachs	16,997
( 97,110)	SES SA	HSBC	176,537	91,466	Veolia Environnement SA	Bank of America Merrill Lynch	54,093
( 27,310)	SES SA	Bank of America Merrill Lynch	51,044	80,137	Veolia Environnement SA	JP Morgan	( 39,345)
( 64,176)	SES SA	Citibank	79,488	54,191	Veolia Environnement SA	Credit Suisse	( 26,606)
( 86,443)	SES SA	JP Morgan	161,084	58,200	Veolia Environnement SA	HSBC	( 16,020)
( 26,450)	SES SA	Goldman Sachs	8,688	( 5,725)	Vicat SA	Credit Suisse	6,708
2,035	Societe BIC SA	Credit Suisse	( 15,668)	( 10,006)	Vicat SA	Bank of America Merrill Lynch	( 7,816)
10,223	Societe BIC SA	Citibank	( 65,592)	( 982)	Vicat SA	Citibank	( 657)
3,709	Societe BIC SA	Deutsche Bank	( 25,867)	( 2,885)	Vicat SA	JP Morgan	3,380
8,679	Societe BIC SA	HSBC	( 66,823)	( 2,653)	Vicat SA	Deutsche Bank	( 2,072)
18,750	Societe BIC SA	Goldman Sachs	( 111,468)	15,576	Vinci SA	Credit Suisse	27,500
( 19,469)	Societe Generale SA	HSBC	84,258	5,488	Vinci SA	Bank of America Merrill Lynch	( 1,592)
( 61,007)	Societe Generale SA	JP Morgan	309,399	7,415	Vinci SA	Citibank	( 10,756)
( 20,790)	Societe Generale SA	Bank of America Merrill Lynch	75,975	5,655	Vinci SA	JP Morgan	9,339
( 87,477)	Societe Generale SA	Citibank	260,622	980	Vinci SA	HSBC	1,618
( 42,430)	Societe Generale SA	Goldman Sachs	116,217	51,746	Vivendi SA	Bank of America Merrill Lynch	( 45,038)
2,215	Sodexo SA	Citibank	2,842	24,050	Vivendi SA	JP Morgan	( 36,229)
3,475	Sodexo SA	HSBC	9,694	40,730	Vivendi SA	Credit Suisse	( 61,356)
26,958	STMicroelectronics NV	Bank of America Merrill Lynch	( 62,719)	18,213	Vivendi SA	HSBC	( 24,325)
( 43,862)	Suez	JP Morgan	27,164	11,228	Vivendi SA	Citibank	( 6,139)
( 79,064)	Suez	HSBC	48,964	( 8,457)	Vivendi SA	HSBC	85,874
( 19,671)	Teleperformance	HSBC	( 23,756)	( 7,734)	Wendel SA	JP Morgan	78,533
( 8,659)	Teleperformance	Goldman Sachs	10,854	( 16,093)	Wendel SA	Citibank	43,098
( 13,504)	Teleperformance	Bank of America Merrill Lynch	( 43,698)	( 4,138)	Wendel SA	Bank of America Merrill Lynch	41,557
( 15,047)	Teleperformance	Citibank	70,519	( 33,369)	Worldline SA/France '144A'	Bank of America Merrill Lynch	( 68,884)
( 7,868)	Teleperformance	JP Morgan	( 12,291)	( 113,813)	Worldline SA/France '144A'	Credit Suisse	( 187,822)
( 20,634)	Teleperformance	Credit Suisse	( 62,415)	( 14,142)	Worldline SA/France '144A'	Citibank	( 18,147)
133,882	Television Francaise 1	JP Morgan	( 190,475)	( 20,390)	Worldline SA/France '144A'	Goldman Sachs	( 47,206)

保有高	銘柄	取引相手	未実現純利益/損 (米ドル)
<b>フランス(続き)</b>			
( 47,641)	Worldline SA/France '144A'	HSBC	( 74,424)
			<u>4,661,195</u>
<b>ドイツ</b>			
( 89,159)	1&1 Drillisch AG	Bank of America Merrill Lynch	89,539
( 87,959)	1&1 Drillisch AG	Citibank	210,039
( 104,496)	1&1 Drillisch AG	JP Morgan	753,248
( 22,335)	1&1 Drillisch AG	Deutsche Bank	22,430
( 9,896)	1&1 Drillisch AG	HSBC	71,334
36,011	adidas AG	Citibank	( 323,472)
2,754	adidas AG	JP Morgan	( 4,763)
15,797	adidas AG	Credit Suisse	( 27,322)
15,770	adidas AG	HSBC	( 27,275)
3,164	Allianz SE	Citibank	( 16,382)
25,507	Allianz SE	Credit Suisse	( 305,682)
77,904	Allianz SE	HSBC	( 933,619)
( 120,627)	Aroundtown SA	HSBC	( 37,688)
( 38,457)	Aroundtown SA	Bank of America Merrill Lynch	( 5,750)
10,884	Axel Springer SE	Bank of America Merrill Lynch	83,921
4,111	BASF SE	Citibank	( 15,092)
21,326	BASF SE	JP Morgan	( 189,897)
( 41,599)	Bayer AG	Credit Suisse	331,426
( 16,864)	Bayer AG	Citibank	62,851
( 52,043)	Bayer AG	JP Morgan	414,635
( 29,818)	Bayer AG	Bank of America Merrill Lynch	131,093
12,858	Bayerische Motoren Werke AG	Bank of America Merrill Lynch	( 117,650)
3,306	Bayerische Motoren Werke AG	Credit Suisse	( 35,341)
3,700	Bayerische Motoren Werke AG	JP Morgan	( 25,731)
( 10,898)	Beiersdorf AG	Bank of America Merrill Lynch	( 31,009)
( 5,130)	Beiersdorf AG	Citibank	( 8,873)
( 22,790)	Beiersdorf AG	Goldman Sachs	( 18,786)
16,012	Brenntag AG	Credit Suisse	( 92,551)
254	Brenntag AG	HSBC	( 1,468)
( 8,034)	Carl Zeiss Meditec AG	JP Morgan	37,995
( 8,997)	Carl Zeiss Meditec AG	Goldman Sachs	52,715
( 17,744)	Carl Zeiss Meditec AG	Bank of America Merrill Lynch	79,199
( 23,392)	Carl Zeiss Meditec AG	Citibank	161,832
( 9,650)	Carl Zeiss Meditec AG	Credit Suisse	46,841
( 4,216)	Carl Zeiss Meditec AG	HSBC	20,464
404,240	Ceconomy AG	HSBC	( 328,831)
( 233,819)	Commerzbank AG	Citibank	218,379
( 11,046)	Commerzbank AG	JP Morgan	19,019
( 1,227,196)	Commerzbank AG	HSBC	2,112,932
( 2,516)	Continental AG	Credit Suisse	59,182
( 1,052)	Continental AG	Citibank	6,902
( 1,290)	Continental AG	Goldman Sachs	9,417
( 5,932)	Continental AG	JP Morgan	139,533
( 1,170)	Continental AG	Bank of America Merrill Lynch	13,317
( 2,951)	Continental AG	HSBC	69,414
37,751	Covestro AG '144A'	Bank of America Merrill Lynch	( 215,256)
57,176	Covestro AG '144A'	Citibank	( 264,769)
102,032	Covestro AG '144A'	Credit Suisse	( 677,422)
62,943	Covestro AG '144A'	JP Morgan	( 417,898)
99,571	Covestro AG '144A'	HSBC	( 622,633)
56,020	Covestro AG '144A'	Goldman Sachs	( 194,511)
( 11,734)	Daimler AG	Bank of America Merrill Lynch	105,860

保有高	銘柄	取引相手	未実現純利益/損 (米ドル)
<b>ドイツ(続き)</b>			
( 142,013)	Daimler AG	JP Morgan	1,756,586
( 30,290)	Daimler AG	HSBC	374,663
( 16,612)	Delivery Hero SE	Credit Suisse	76,556
( 74,531)	Delivery Hero SE	Citibank	238,685
( 294,750)	Delivery Hero SE	HSBC	1,358,343
( 28,541)	Deutsche Bank AG	Credit Suisse	31,338
( 600,746)	Deutsche Bank AG	Bank of America Merrill Lynch	528,230
( 372,199)	Deutsche Bank AG	Citibank	232,163
( 304,535)	Deutsche Bank AG	JP Morgan	334,378
( 1,248,001)	Deutsche Bank AG	HSBC	1,367,298
( 7,540)	Deutsche Boerse AG	Goldman Sachs	( 10,608)
( 1,470)	Deutsche Boerse AG	Bank of America Merrill Lynch	( 3,445)
( 13,728)	Deutsche Boerse AG	JP Morgan	( 43,657)
( 43,382)	Deutsche Boerse AG	HSBC	( 137,962)
2,167	Deutsche EuroShop AG	HSBC	-
( 10,380)	Deutsche Lufthansa AG	Goldman Sachs	3,154
39,691	Deutsche Post AG	Citibank	( 59,348)
23,625	Deutsche Post AG	JP Morgan	( 76,054)
200,094	Deutsche Post AG	Bank of America Merrill Lynch	( 584,980)
40,798	Deutsche Post AG	Credit Suisse	( 131,338)
86,150	Deutsche Post AG	HSBC	( 267,519)
20,840	Deutsche Post AG	Goldman Sachs	( 28,723)
117,671	Deutsche Telekom AG	Bank of America Merrill Lynch	36,502
293,034	Deutsche Telekom AG	Citibank	17,657
107,479	Deutsche Telekom AG	JP Morgan	25,665
569,289	Deutsche Telekom AG	Credit Suisse	135,942
11,895	Deutsche Telekom AG	HSBC	2,840
11,370	Deutsche Wohnen SE	Goldman Sachs	( 5,709)
27,493	DWS Group GmbH & Co KGaA '144A'	Credit Suisse	( 105,533)
4,973	DWS Group GmbH & Co KGaA '144A'	Citibank	888
9,998	DWS Group GmbH & Co KGaA '144A'	HSBC	( 38,378)
21,420	E.ON SE	Bank of America Merrill Lynch	6,167
( 5)	E.ON SE	JP Morgan	4
41,680	E.ON SE	Goldman Sachs	533
113,545	Evonik Industries AG	JP Morgan	( 383,898)
142,981	Evonik Industries AG	Credit Suisse	( 483,422)
71,765	Evonik Industries AG	Citibank	( 200,197)
155,253	Evonik Industries AG	HSBC	( 524,914)
16,848	Fraport AG Frankfurt Airport Services Worldwide	Goldman Sachs	( 33,069)
17,753	Freenet AG	JP Morgan	( 58,141)
750	Freenet AG	Bank of America Merrill Lynch	( 2,515)
17,587	Freenet AG	Citibank	( 21,587)
30,263	Freenet AG	Credit Suisse	( 99,112)
24,075	Freenet AG	Deutsche Bank	( 80,727)
105,718	Freenet AG	HSBC	( 346,228)
37,716	Fresenius Medical Care AG & Co KGaA	Bank of America Merrill Lynch	( 251,671)
4,038	Fresenius Medical Care AG & Co KGaA	Credit Suisse	( 40,192)
20,706	Fresenius Medical Care AG & Co KGaA	JP Morgan	( 206,095)
19,167	Fresenius Medical Care AG & Co KGaA	Citibank	( 85,550)
20,170	Fresenius Medical Care AG & Co KGaA	Goldman Sachs	( 79,107)
( 46,265)	Fresenius SE & Co KGaA	JP Morgan	270,256
( 47,630)	Fresenius SE & Co KGaA	HSBC	278,229
( 5,419)	Fresenius SE & Co KGaA	Credit Suisse	31,655
20,914	Fuchs Petrolub SE (Pref)	Bank of America Merrill Lynch	( 12,135)
10,289	Fuchs Petrolub SE (Pref)	Citibank	( 15,844)

保有高	銘柄	取引相手	未実現純利益/損 (米ドル)
	ドイツ(続き)		
15,819	Fuchs Petrolub SE (Pref)	Deutsche Bank	( 9,179)
4,594	Fuchs Petrolub SE (Pref)	HSBC	( 513)
( 30,498)	GEA Group AG	Citibank	14,633
( 72,776)	GEA Group AG	JP Morgan	( 37,355)
( 27,710)	GEA Group AG	Credit Suisse	( 14,223)
( 51,922)	GEA Group AG	HSBC	( 26,651)
( 10,913)	Grand City Properties SA	JP Morgan	( 19,727)
( 22,970)	Grand City Properties SA	Credit Suisse	( 41,522)
( 126,939)	Grand City Properties SA	Bank of America Merrill Lynch	( 90,653)
( 54,949)	Grand City Properties SA	Citibank	( 11,037)
( 6,434)	Grenke AG	Bank of America Merrill Lynch	23,692
( 263)	Grenke AG	Citibank	1,761
( 27,960)	Grenke AG	JP Morgan	188,755
( 6,218)	Grenke AG	Deutsche Bank	22,897
( 7,513)	Grenke AG	Credit Suisse	50,719
( 41,722)	Grenke AG	HSBC	281,661
2,255	Hannover Rueck SE	Citibank	( 4,278)
5,644	Hannover Rueck SE	Credit Suisse	( 12,596)
30,128	Hannover Rueck SE	HSBC	( 67,237)
( 6,880)	Hapag-Lloyd AG	HSBC	( 30,732)
13,877	HeidelbergCement AG	Credit Suisse	( 47,073)
16,570	HeidelbergCement AG	Goldman Sachs	( 52,017)
26,320	HeidelbergCement AG	Bank of America Merrill Lynch	( 99,268)
14,135	HeidelbergCement AG	Citibank	( 44,163)
28,383	HeidelbergCement AG	JP Morgan	( 90,509)
37,418	HeidelbergCement AG	HSBC	( 126,929)
5,430	Hella GmbH & Co KGaA	Goldman Sachs	( 5,267)
8,567	Henkel AG & Co KGaA (Pref)	Credit Suisse	( 45,886)
14,289	Henkel AG & Co KGaA (Pref)	JP Morgan	( 76,533)
10,411	Henkel AG & Co KGaA (Pref)	HSBC	( 55,762)
1,993	Henkel AG & Co KGaA (Pref)	Citibank	( 3,380)
35,808	Hochtief AG	Citibank	( 295,677)
5,306	Hochtief AG	Bank of America Merrill Lynch	( 55,062)
1,050	Hochtief AG	Credit Suisse	( 15,231)
22,588	Hochtief AG	HSBC	( 327,663)
1,410	Hochtief AG	Goldman Sachs	( 3,761)
45,748	Hugo Boss AG	Credit Suisse	( 486,997)
2,229	Hugo Boss AG	Bank of America Merrill Lynch	( 14,874)
24,388	Hugo Boss AG	Citibank	( 108,853)
6,853	Hugo Boss AG	Deutsche Bank	( 45,729)
58,345	Hugo Boss AG	HSBC	( 621,095)
9,489	Hugo Boss AG	JP Morgan	( 101,012)
( 46,018)	Infineon Technologies AG	HSBC	178,182
( 26,746)	Infineon Technologies AG	Bank of America Merrill Lynch	66,792
( 74,939)	Infineon Technologies AG	Credit Suisse	290,164
( 54,812)	Infineon Technologies AG	JP Morgan	212,232
( 35,620)	Infineon Technologies AG	Goldman Sachs	30,372
( 43,040)	Innogy SE	Citibank	( 7,684)
( 138,905)	K+S AG	Citibank	179,797
( 31,644)	K+S AG	Bank of America Merrill Lynch	77,505
( 148,412)	K+S AG	JP Morgan	385,861
( 43,102)	KION Group AG	Bank of America Merrill Lynch	293,863
( 45,772)	KION Group AG	Citibank	341,690
( 23,818)	KION Group AG	Credit Suisse	250,624
( 10,597)	KION Group AG	Deutsche Bank	72,249

保有高	銘柄	取引相手	未実現純利益/損 (米ドル)
	ドイツ(続き)		
( 33,393)	KION Group AG	HSBC	351,377
22,300	Knorr-Bremse AG	Goldman Sachs	42,425
3,620	Knorr-Bremse AG	Credit Suisse	23,005
3,540	Knorr-Bremse AG	Citibank	11,850
8,364	LEG Immobilien AG	Citibank	( 28,466)
6,042	LEG Immobilien AG	JP Morgan	15,169
11,062	LEG Immobilien AG	Bank of America Merrill Lynch	( 49,374)
3,786	LEG Immobilien AG	Credit Suisse	9,505
14,064	LEG Immobilien AG	Deutsche Bank	( 62,773)
4,637	LEG Immobilien AG	HSBC	11,642
8,263	Merck KGaA	Bank of America Merrill Lynch	( 43,888)
( 27,539)	Metro AG	Credit Suisse	32,727
( 49,210)	Metro AG	Citibank	7,413
( 51,372)	Metro AG	JP Morgan	61,049
8,076	MTU Aero Engines AG	HSBC	( 99,578)
13,319	Muenchener Rueckversicherungs-Gesellschaft AG in Muenchen	JP Morgan	111,465
7,721	Muenchener Rueckversicherungs-Gesellschaft AG in Muenchen	Citibank	( 19,816)
22,335	Muenchener Rueckversicherungs-Gesellschaft AG in Muenchen	HSBC	186,919
19,334	Nemetschek SE	JP Morgan	( 235,155)
13,421	Nemetschek SE	Credit Suisse	( 163,236)
4,136	Nemetschek SE	Citibank	( 65,535)
41,948	Nemetschek SE	HSBC	( 510,204)
( 52,373)	OSRAM Licht AG	Bank of America Merrill Lynch	49,674
( 58,646)	OSRAM Licht AG	Citibank	92,925
( 64,269)	OSRAM Licht AG	JP Morgan	174,984
( 65,890)	Porsche Automobil Holding SE (Pref)	Goldman Sachs	211,798
( 17,677)	Porsche Automobil Holding SE (Pref)	Citibank	50,890
( 32,619)	Porsche Automobil Holding SE (Pref)	Bank of America Merrill Lynch	210,380
( 49,812)	Porsche Automobil Holding SE (Pref)	JP Morgan	340,792
( 15,023)	Porsche Automobil Holding SE (Pref)	HSBC	107,956
( 39,078)	ProSiebenSat.1 Media SE	JP Morgan	( 19,840)
( 33,852)	ProSiebenSat.1 Media SE	Citibank	27,764
( 15,220)	ProSiebenSat.1 Media SE	Goldman Sachs	10,994
( 154,939)	ProSiebenSat.1 Media SE	Bank of America Merrill Lynch	147,820
( 208,162)	ProSiebenSat.1 Media SE	Credit Suisse	( 57,224)
859	Puma SE	Credit Suisse	( 35,944)
2,304	Puma SE	Bank of America Merrill Lynch	( 84,840)
3,926	Puma SE	JP Morgan	( 164,281)
563	Rational AG	HSBC	314
( 1,580)	Rheinmetall AG	Bank of America Merrill Lynch	14,651
( 3,389)	Rheinmetall AG	Citibank	28,778
( 3,523)	Rheinmetall AG	HSBC	15,017
( 1,468)	Rheinmetall AG	JP Morgan	6,257
10,680	Rhoen-Klinikum AG	Credit Suisse	( 11,917)
11,004	Rhoen-Klinikum AG	Bank of America Merrill Lynch	3,684
56,165	Rhoen-Klinikum AG	Citibank	6,267
41,178	Rhoen-Klinikum AG	JP Morgan	( 45,948)
1,142	Rhoen-Klinikum AG	Deutsche Bank	382
12,951	RTL Group SA	Bank of America Merrill Lynch	( 56,649)
9,099	RTL Group SA	Citibank	( 20,509)
19,817	RTL Group SA	JP Morgan	( 92,327)
516	RTL Group SA	Deutsche Bank	( 2,257)
3,799	RTL Group SA	Credit Suisse	( 17,211)
36,454	RTL Group SA	HSBC	( 160,514)
70,730	RTL Group SA	Goldman Sachs	( 114,092)

保有高	銘柄	取引相手	未実現純利益/損 (米ドル)	保有高	銘柄	取引相手	未実現純利益/損 (米ドル)
	ドイツ(続き)				ドイツ(続き)		
65,234	RWE AG	HSBC	8,677	( 143,961)	thyssenkrupp AG	Credit Suisse	35,341
40,246	RWE AG	Bank of America Merrill Lynch	( 50,747)	( 128,419)	thyssenkrupp AG	HSBC	31,525
20,614	RWE AG	JP Morgan	( 3,708)	( 101,886)	TLG Immobilien AG	HSBC	17,053
53,287	RWE AG	Credit Suisse	7,730	( 102,291)	Uniper SE	HSBC	94,737
27,131	RWE AG	Citibank	( 34,815)	( 19,735)	United Internet AG	Citibank	27,527
6,580	RWE AG	Goldman Sachs	( 7,938)	( 17,900)	United Internet AG	Goldman Sachs	9,268
9,074	RWE AG (Pref)	Goldman Sachs	( 7,023)	( 15,605)	United Internet AG	Bank of America Merrill Lynch	( 4,005)
12,501	Salzgitter AG	Bank of America Merrill Lynch	( 39,197)	( 34,694)	United Internet AG	JP Morgan	142,046
17,910	Salzgitter AG	Citibank	( 52,560)	( 16,048)	United Internet AG	Credit Suisse	70,375
44,550	Salzgitter AG	JP Morgan	( 232,151)	( 96,516)	United Internet AG	Deutsche Bank	( 24,770)
31,646	Salzgitter AG	Credit Suisse	( 164,908)	( 52,036)	United Internet AG	HSBC	212,881
55,520	Salzgitter AG	Deutsche Bank	( 174,085)	1,073	Volkswagen AG	Credit Suisse	( 18,738)
146,086	Salzgitter AG	HSBC	( 761,257)	6,260	Volkswagen AG	Deutsche Bank	( 69,154)
( 27,742)	SAP SE	HSBC	19,812	14,688	Volkswagen AG	JP Morgan	( 256,497)
( 17,363)	SAP SE	Credit Suisse	12,400	2,447	Volkswagen AG	Bank of America Merrill Lynch	( 27,032)
( 1,450)	SAP SE	Goldman Sachs	1,870	54,867	Volkswagen AG	HSBC	( 958,145)
( 6,262)	Sartorius AG (Pref)	HSBC	( 19,565)	7,039	Volkswagen AG (Pref)	HSBC	( 104,313)
( 2,920)	Sartorius AG (Pref)	Goldman Sachs	3,568	9,712	Volkswagen AG (Pref)	Citibank	( 60,254)
( 7,407)	Sartorius AG (Pref)	JP Morgan	( 28,744)	10,084	Volkswagen AG (Pref)	JP Morgan	( 178,235)
( 10,573)	Sartorius AG (Pref)	Bank of America Merrill Lynch	( 10,618)	3,698	Volkswagen AG (Pref)	Credit Suisse	( 65,362)
( 37,609)	Scout24 AG '144A'	Citibank	( 9,457)	5,069	Vonovia SE	Bank of America Merrill Lynch	( 8,824)
( 32,218)	Scout24 AG '144A'	JP Morgan	19,413	11,140	Vonovia SE	Credit Suisse	( 11,384)
( 29,334)	Siemens AG	Bank of America Merrill Lynch	186,574	25,733	Vonovia SE	JP Morgan	( 2,259)
( 296)	Siemens AG	Credit Suisse	2,041	11,569	Vonovia SE	HSBC	7,487
( 50,451)	Siemens AG	HSBC	347,908	30,550	Vonovia SE	Goldman Sachs	( 25,508)
( 1,440)	Siemens AG	Goldman Sachs	3,460	( 41,425)	Wacker Chemie AG	Citibank	97,995
( 18,789)	Siemens Healthineers AG '144A'	Credit Suisse	50,527	( 15,450)	Wacker Chemie AG	JP Morgan	34,364
( 13,154)	Siemens Healthineers AG '144A'	Citibank	26,861	( 1,309)	Wacker Chemie AG	Goldman Sachs	( 17)
( 9,719)	Siemens Healthineers AG '144A'	JP Morgan	26,136	( 13,203)	Wirecard AG	HSBC	-
( 4,100)	Siemens Healthineers AG '144A'	Goldman Sachs	6,665	( 11,810)	Wirecard AG	JP Morgan	-
26,919	Siltronic AG	Bank of America Merrill Lynch	( 369,462)	( 16,435)	Wirecard AG	Citibank	345,690
18,111	Siltronic AG	Credit Suisse	( 354,064)	( 66,276)	Zalando SE '144A'	Citibank	186,364
14,040	Siltronic AG	Citibank	( 131,912)	( 161,991)	Zalando SE '144A'	JP Morgan	968,570
15,327	Siltronic AG	Deutsche Bank	( 210,362)	( 4,440)	Zalando SE '144A'	Goldman Sachs	20,724
17,037	Siltronic AG	JP Morgan	( 333,068)	( 40,653)	Zalando SE '144A'	Credit Suisse	247,226
63,529	Siltronic AG	HSBC	( 1,241,972)				1,164,807
61,569	Software AG	Bank of America Merrill Lynch	( 123,663)		香港		
10,635	Software AG	Credit Suisse	( 24,090)	( 89,400)	AIA Group Ltd	Deutsche Bank	42,747
29,447	Software AG	Deutsche Bank	( 59,145)	( 32,200)	AIA Group Ltd	Goldman Sachs	13,245
126,907	Software AG	JP Morgan	( 287,467)	( 1,094,600)	AIA Group Ltd	Citibank	334,971
26,493	Software AG	Citibank	( 74,497)	( 303,400)	AIA Group Ltd	HSBC	261,131
5,430	Software AG	HSBC	( 12,300)	214,000	Air China Ltd 'H'	JP Morgan	( 28,105)
( 4,952)	Stroer SE & Co KGaA	JP Morgan	3,592	220,000	Air China Ltd 'H'	Credit Suisse	( 28,893)
( 32,192)	Suedzucker AG	JP Morgan	( 12,572)	( 12,980,000)	Alibaba Pictures Group Ltd	Citibank	( 99,304)
( 54,752)	Symrise AG	JP Morgan	94,086	( 2,498,417)	Alibaba Pictures Group Ltd	JP Morgan	22,300
( 19,259)	Symrise AG	Credit Suisse	33,095	278,500	Anhui Conch Cement Co Ltd 'H'	Citibank	23,082
( 12,420)	Symrise AG	HSBC	21,343	629,000	Anhui Conch Cement Co Ltd 'H'	JP Morgan	( 92,233)
( 226,466)	Telefonica Deutschland Holding AG	Citibank	31,840	178,000	Anhui Conch Cement Co Ltd 'H'	Deutsche Bank	5,674
( 480,271)	Telefonica Deutschland Holding AG	JP Morgan	196,679	373,500	Anhui Conch Cement Co Ltd 'H'	Credit Suisse	( 54,768)
( 127,430)	Telefonica Deutschland Holding AG	Goldman Sachs	27,197	403,000	Anhui Conch Cement Co Ltd 'H'	HSBC	( 59,094)
( 117,114)	Telefonica Deutschland Holding AG	Bank of America Merrill Lynch	39,466	146,000	ANTA Sports Products Ltd	JP Morgan	( 126,591)
( 730,249)	Telefonica Deutschland Holding AG	HSBC	299,049	329,000	ANTA Sports Products Ltd	Citibank	( 102,778)
( 268,138)	thyssenkrupp AG	Citibank	424,866	313,000	ANTA Sports Products Ltd	HSBC	( 271,390)
( 260,284)	thyssenkrupp AG	JP Morgan	89,571	659,000	ANTA Sports Products Ltd	Credit Suisse	( 571,392)
( 161,454)	thyssenkrupp AG	Bank of America Merrill Lynch	131,516	( 294,400)	ASM Pacific Technology Ltd	Goldman Sachs	9,949

保有高	銘柄	取引相手	未実現純利益/損 (米ドル)	保有高	銘柄	取引相手	未実現純利益/損 (米ドル)
	<b>香港(続き)</b>				<b>香港(続き)</b>		
( 75,600)	ASM Pacific Technology Ltd	Citibank	32,293	4,888,500	China Minsheng Banking Corp Ltd 'H'	HSBC	( 12,467)
( 151,000)	Bank of East Asia Ltd/The	HSBC	( 1,458)	58,000	China Overseas Land & Investment Ltd	JP Morgan	( 13,312)
( 147,200)	Bank of East Asia Ltd/The	Goldman Sachs	( 6,777)	142,000	China Overseas Land & Investment Ltd	HSBC	( 32,591)
( 157,426)	Bank of East Asia Ltd/The	Citibank	-	1,936,000	China Petroleum & Chemical Corp 'H'	Citibank	( 118,491)
( 20,999)	Bank of East Asia Ltd/The	JP Morgan	134	1,548,000	China Petroleum & Chemical Corp 'H'	JP Morgan	( 108,561)
( 816,000)	Beijing Enterprises Water Group Ltd	HSBC	33,295	844,000	China Petroleum & Chemical Corp 'H'	Deutsche Bank	( 41,971)
( 582,000)	Beijing Enterprises Water Group Ltd	Citibank	( 3,711)	918,000	China Petroleum & Chemical Corp 'H'	Credit Suisse	( 64,379)
( 800,000)	Beijing Enterprises Water Group Ltd	JP Morgan	32,642	774,000	China Petroleum & Chemical Corp 'H'	HSBC	( 54,280)
(10,960,000)	Beijing Enterprises Water Group Ltd	Deutsche Bank	( 13,975)	(10,341,000)	China Power International Development Ltd	Credit Suisse	( 118,671)
( 1,291,500)	BOC Hong Kong Holdings Ltd	HSBC	675,178	( 6,122,000)	China Power International Development Ltd	Citibank	( 85,867)
816	Cathay Pacific Airways Ltd	JP Morgan	( 156)	( 1,702,000)	China Power International Development Ltd	JP Morgan	( 19,532)
( 1,000)	Cathay Pacific Airways Ltd	Citibank	99	803,500	China Railway Construction Corp Ltd 'H'	Citibank	( 10,245)
( 7,581,000)	CGN Power Co Ltd 'H' '144A'	JP Morgan	( 77,332)	1,537,000	China Railway Construction Corp Ltd 'H'	JP Morgan	( 37,236)
(18,965,000)	CGN Power Co Ltd 'H' '144A'	Citibank	( 266,002)	477,500	China Railway Construction Corp Ltd 'H'	Credit Suisse	( 11,568)
( 4,175,000)	CGN Power Co Ltd 'H' '144A'	Deutsche Bank	( 53,235)	1,291,500	China Railway Construction Corp Ltd 'H'	Deutsche Bank	( 46,110)
146,000	Champion (Reit)	Credit Suisse	( 6,330)	5,208,000	China Railway Construction Corp Ltd 'H'	HSBC	( 126,172)
190,000	Champion (Reit)	Bank of America Merrill Lynch	( 4,603)	786,000	China Railway Group Ltd 'H'	Bank of America Merrill Lynch	( 1,002)
752,000	Champion (Reit)	JP Morgan	( 32,601)	2,202,000	China Railway Group Ltd 'H'	Citibank	36,501
102,000	Champion (Reit)	Citibank	( 5,593)	1,201,000	China Railway Group Ltd 'H'	JP Morgan	( 19,908)
(16,081,000)	China Cinda Asset Management Co Ltd 'H'	Citibank	143,533	1,180,000	China Railway Group Ltd 'H'	Credit Suisse	( 19,560)
(13,720,000)	China Cinda Asset Management Co Ltd 'H'	HSBC	262,413	2,137,000	China Railway Group Ltd 'H'	Deutsche Bank	( 2,725)
1,721,000	China Communications Construction Co Ltd 'H'	HSBC	( 65,833)	4,102,000	China Railway Group Ltd 'H'	HSBC	( 67,995)
518,000	China Communications Construction Co Ltd 'H'	JP Morgan	( 19,815)	202,000	China Resources Beer Holdings Co Ltd	Citibank	3,863
475,000	China Communications Construction Co Ltd 'H'	Credit Suisse	( 18,170)	334,000	China Resources Beer Holdings Co Ltd	Deutsche Bank	( 40,459)
( 1,785,000)	China Conch Venture Holdings Ltd	Citibank	( 91,041)	74,000	China Resources Beer Holdings Co Ltd	Credit Suisse	( 14,625)
( 5,779,866)	China Everbright Bank Co Ltd 'H'	Citibank	51,589	48,000	China Resources Beer Holdings Co Ltd	JP Morgan	( 9,487)
( 3,568,000)	China Everbright Bank Co Ltd 'H'	Deutsche Bank	13,649	272,000	China Resources Beer Holdings Co Ltd	HSBC	( 53,758)
( 1,219,000)	China Everbright Bank Co Ltd 'H'	JP Morgan	27,978	418,000	China Resources Gas Group Ltd	HSBC	85,278
( 300,000)	China Everbright International Ltd	JP Morgan	2,295	188,000	China Resources Gas Group Ltd	JP Morgan	38,355
( 158,000)	China Everbright International Ltd	Bank of America Merrill Lynch	( 2,216)	316,000	China Resources Land Ltd	JP Morgan	( 64,468)
( 6,946,000)	China Everbright International Ltd	Citibank	( 52,108)	182,000	China Resources Land Ltd	Citibank	4,641
778,000	China Everbright Ltd	Bank of America Merrill Lynch	( 36,309)	322,000	China Resources Land Ltd	Credit Suisse	( 65,693)
896,000	China Everbright Ltd	Citibank	( 15,995)	328,000	China Resources Land Ltd	HSBC	( 66,917)
916,000	China Everbright Ltd	JP Morgan	( 109,790)	590,500	China Resources Pharmaceutical Group Ltd '144A'	Citibank	27,106
1,326,000	China Everbright Ltd	Credit Suisse	( 158,932)	581,000	China Resources Pharmaceutical Group Ltd '144A'	Deutsche Bank	( 16,298)
220,000	China Everbright Ltd	Deutsche Bank	( 11,782)	1,709,500	China Resources Pharmaceutical Group Ltd '144A'	JP Morgan	( 130,786)
718,000	China Everbright Ltd	HSBC	( 86,058)	838,500	China Resources Pharmaceutical Group Ltd '144A'	Credit Suisse	( 64,150)
( 710,000)	China Huarong Asset Management Co Ltd 'H' '144A'	Citibank	4,527	2,625,000	China Resources Pharmaceutical Group Ltd '144A'	HSBC	( 200,826)
( 5,920,823)	China Huarong Asset Management Co Ltd 'H' '144A'	JP Morgan	120,793	470,000	China Resources Power Holdings Co Ltd	JP Morgan	35,957
(16,623,000)	China Huarong Asset Management Co Ltd 'H' '144A'	HSBC	339,132	870,000	China Resources Power Holdings Co Ltd	HSBC	66,560
( 528,000)	China Longyuan Power Group Corp Ltd 'H'	HSBC	11,445	( 222,000)	China State Construction International Holdings Ltd	Bank of America Merrill Lynch	( 13,587)
( 1,001,000)	China Longyuan Power Group Corp Ltd 'H'	Citibank	( 1,276)	( 5,250,000)	China State Construction International Holdings Ltd	Citibank	( 348,099)
2,086,000	China Medical System Holdings Ltd	Credit Suisse	98,414	( 294,000)	China State Construction International Holdings Ltd	JP Morgan	( 12,371)
286,000	China Medical System Holdings Ltd	Citibank	15,681	( 426,000)	China State Construction International Holdings Ltd	Credit Suisse	( 17,925)
145,000	China Mengniu Dairy Co Ltd	Citibank	( 7,396)	( 4,112,000)	China State Construction International Holdings Ltd	HSBC	( 173,024)
142,000	China Mengniu Dairy Co Ltd	JP Morgan	( 15,390)	673,400	China Taiping Insurance Holdings Co Ltd	HSBC	( 111,624)
144,000	China Mengniu Dairy Co Ltd	HSBC	( 15,607)	65,800	China Taiping Insurance Holdings Co Ltd	JP Morgan	( 10,907)
369,500	China Merchants Bank Co Ltd 'H'	Citibank	7,067	424,000	China Unicorn Hong Kong Ltd	JP Morgan	( 37,845)
152,000	China Merchants Bank Co Ltd 'H'	JP Morgan	( 4,845)	520,000	China Unicorn Hong Kong Ltd	Citibank	( 11,935)
852,500	China Merchants Bank Co Ltd 'H'	Deutsche Bank	54,351	1,576,000	China Unicorn Hong Kong Ltd	Credit Suisse	( 140,668)
50,000	China Merchants Bank Co Ltd 'H'	Credit Suisse	( 1,594)	5,368,000	China Unicorn Hong Kong Ltd	HSBC	( 479,127)
404,000	China Merchants Bank Co Ltd 'H'	HSBC	( 12,878)	( 1,081,800)	Chow Tai Fook Jewellery Group Ltd	Goldman Sachs	55,785
2,126,000	China Minsheng Banking Corp Ltd 'H'	Citibank	-	( 1,256,800)	Chow Tai Fook Jewellery Group Ltd	Citibank	48,076
1,236,000	China Minsheng Banking Corp Ltd 'H'	JP Morgan	( 3,152)	226,500	CK Asset Holdings Ltd	Citibank	( 80,866)
1,786,500	China Minsheng Banking Corp Ltd 'H'	Credit Suisse	( 4,556)	237,500	CK Asset Holdings Ltd	Credit Suisse	( 187,757)



保有高	銘柄	取引相手	未実現純利益/損 (米ドル)	保有高	銘柄	取引相手	未実現純利益/損 (米ドル)
<b>香港(続き)</b>				<b>香港(続き)</b>			
50,500	CK Asset Holdings Ltd	JP Morgan	( 39,923)	( 2,726,000)	Guotai Junan International Holdings Ltd	Credit Suisse	23,033
627,000	CK Asset Holdings Ltd	HSBC	( 495,677)	( 457,000)	Guotai Junan International Holdings Ltd	Citibank	2,914
61,500	CK Hutchison Holdings Ltd	Credit Suisse	( 51,364)	835,000	Haier Electronics Group Co Ltd	Bank of America Merrill Lynch	( 92,629)
90,500	CK Hutchison Holdings Ltd	JP Morgan	( 75,584)	264,000	Haier Electronics Group Co Ltd	Citibank	16,831
44,500	CK Hutchison Holdings Ltd	Citibank	( 7,093)	596,000	Haier Electronics Group Co Ltd	JP Morgan	( 81,315)
( 104,500)	CK Infrastructure Holdings Ltd	Bank of America Merrill Lynch	39,308	570,000	Haier Electronics Group Co Ltd	Deutsche Bank	( 63,232)
( 1,000)	CK Infrastructure Holdings Ltd	Citibank	140	400,000	Haier Electronics Group Co Ltd	Credit Suisse	( 54,574)
( 3,500)	CK Infrastructure Holdings Ltd	Deutsche Bank	1,317	386,000	Haier Electronics Group Co Ltd	HSBC	( 52,664)
( 37,500)	CK Infrastructure Holdings Ltd	JP Morgan	11,954	516,000	Haitian International Holdings Ltd	Citibank	( 48,688)
134,500	CLP Holdings Ltd	Credit Suisse	8,575	1,135,000	Haitian International Holdings Ltd	JP Morgan	( 332,862)
( 253,975)	COSCO SHIPPING Ports Ltd	Citibank	( 11,982)	270,000	Haitian International Holdings Ltd	Deutsche Bank	( 53,707)
( 632,000)	COSCO SHIPPING Ports Ltd	JP Morgan	( 15,311)	4,860,000	Haitian International Holdings Ltd	Credit Suisse	( 1,425,293)
381,000	Country Garden Holdings Co Ltd	Citibank	( 10,688)	393,000	Haitian International Holdings Ltd	HSBC	( 115,255)
985,000	Country Garden Holdings Co Ltd	JP Morgan	( 183,370)	( 793,000)	Haitong International Securities Group Ltd	HSBC	32,357
47,000	Country Garden Holdings Co Ltd	Deutsche Bank	( 6,952)	( 492)	Haitong International Securities Group Ltd	Bank of America Merrill Lynch	11
101,000	Country Garden Holdings Co Ltd	Credit Suisse	( 18,802)	(17,742,469)	Haitong International Securities Group Ltd	Citibank	226,232
836,000	Country Garden Holdings Co Ltd	HSBC	( 155,632)	( 1,370,262)	Haitong International Securities Group Ltd	JP Morgan	55,911
( 1,598,000)	CRRC Corp Ltd 'H'	Citibank	( 6,113)	( 1,788,981)	Haitong International Securities Group Ltd	Credit Suisse	72,995
( 1,001,000)	CRRC Corp Ltd 'H'	JP Morgan	( 11,487)	( 4,063,428)	Haitong International Securities Group Ltd	Deutsche Bank	88,081
324,000	CSPC Pharmaceutical Group Ltd	HSBC	( 61,143)	( 716,000)	Hang Lung Properties Ltd	Bank of America Merrill Lynch	65,733
546,000	CSPC Pharmaceutical Group Ltd	Bank of America Merrill Lynch	( 89,113)	( 231,000)	Hang Lung Properties Ltd	Citibank	36,524
1,458,000	CSPC Pharmaceutical Group Ltd	Credit Suisse	( 275,143)	( 449,000)	Hang Lung Properties Ltd	JP Morgan	48,091
1,938,000	CSPC Pharmaceutical Group Ltd	Citibank	( 252,054)	( 64,000)	Hang Lung Properties Ltd	Deutsche Bank	5,876
540,000	CSPC Pharmaceutical Group Ltd	Deutsche Bank	( 88,134)	33,900	Hang Seng Bank Ltd	Citibank	( 22,909)
342,000	CSPC Pharmaceutical Group Ltd	JP Morgan	( 64,540)	94,300	Hang Seng Bank Ltd	HSBC	( 121,443)
( 166,500)	Dali Foods Group Co Ltd '144A'	HSBC	( 212)	4,800	Hang Seng Bank Ltd	Credit Suisse	( 6,182)
( 486,500)	Dali Foods Group Co Ltd '144A'	Citibank	( 8,064)	( 211,000)	Health & Happiness H&H International Holdings Ltd	Citibank	( 1,822)
( 109,000)	ENN Energy Holdings Ltd	HSBC	47,255	( 7,000)	Health & Happiness H&H International Holdings Ltd	HSBC	( 883)
( 244,000)	Far East Horizon Ltd	JP Morgan	( 4,045)	( 71,500)	Health & Happiness H&H International Holdings Ltd	Credit Suisse	2,338
( 3,606,000)	Far East Horizon Ltd	Citibank	( 188,517)	89,140	Henderson Land Development Co Ltd	Bank of America Merrill Lynch	( 36,686)
( 209,000)	Far East Horizon Ltd	Deutsche Bank	( 9,327)	144,221	Henderson Land Development Co Ltd	Citibank	( 77,737)
( 1,694,000)	Far East Horizon Ltd	HSBC	( 28,080)	147,620	Henderson Land Development Co Ltd	Deutsche Bank	( 60,746)
( 3,272,000)	FIH Mobile Ltd	Citibank	41,721	151,030	Henderson Land Development Co Ltd	JP Morgan	( 45,518)
( 2,370,000)	FIH Mobile Ltd	HSBC	52,463	( 55,500)	Hengan International Group Co Ltd	HSBC	73,598
( 540,000)	First Pacific Co Ltd	Credit Suisse	-	( 1,370,600)	Hong Kong & China Gas Co Ltd	Citibank	102,952
( 802,000)	First Pacific Co Ltd	Citibank	1,023	( 117,700)	Hong Kong & China Gas Co Ltd	HSBC	( 4,803)
( 820,000)	First Pacific Co Ltd	JP Morgan	-	( 82,200)	Hong Kong Exchanges & Clearing Ltd	Goldman Sachs	( 21,157)
( 140,000)	First Pacific Co Ltd	HSBC	-	( 294,800)	Hong Kong Exchanges & Clearing Ltd	Citibank	7,518
1,384,000	Fosun International Ltd	Credit Suisse	( 208,237)	( 1,360,000)	Huaneng Power International Inc 'H'	Citibank	( 72,833)
2,479,500	Fosun International Ltd	Deutsche Bank	( 246,603)	( 1,932,000)	Huaneng Power International Inc 'H'	HSBC	( 34,489)
484,500	Fosun International Ltd	JP Morgan	( 72,898)	340,000	Hutchison Telecommunications Hong Kong Holdings Ltd	Goldman Sachs	( 1,995)
1,542,000	Fosun International Ltd	Citibank	( 70,783)	105,000	Hysan Development Co Ltd	HSBC	( 34,140)
738,500	Fosun International Ltd	HSBC	( 111,115)	186,000	Hysan Development Co Ltd	Bank of America Merrill Lynch	( 28,460)
( 1,096,000)	Galaxy Entertainment Group Ltd	Citibank	118,787	301,000	Hysan Development Co Ltd	Citibank	( 49,894)
( 197,000)	Galaxy Entertainment Group Ltd	HSBC	209,745	181,000	Hysan Development Co Ltd	JP Morgan	( 58,852)
144,000	Geely Automobile Holdings Ltd	Citibank	2,571	5,000	Hysan Development Co Ltd	Credit Suisse	( 1,626)
457,000	Geely Automobile Holdings Ltd	JP Morgan	( 87,407)	121,000	Hysan Development Co Ltd	Deutsche Bank	( 18,514)
570,000	Geely Automobile Holdings Ltd	Credit Suisse	( 109,020)	( 374,500)	Johnson Electric Holdings Ltd	Citibank	-
126,000	Geely Automobile Holdings Ltd	Deutsche Bank	( 14,460)	( 255,500)	Kerry Properties Ltd	JP Morgan	91,220
752,000	Geely Automobile Holdings Ltd	HSBC	( 143,830)	( 546,000)	Kerry Properties Ltd	HSBC	194,935
( 497)	GOME Retail Holdings Ltd	JP Morgan	1	( 152,000)	Kerry Properties Ltd	Citibank	46,515
1,303,600	Guangzhou Automobile Group Co Ltd 'H'	Credit Suisse	( 88,097)	1,354,000	Kingboard Laminates Holdings Ltd	Credit Suisse	( 145,023)
862,400	Guangzhou Automobile Group Co Ltd 'H'	Citibank	29,690	1,223,000	Kingboard Laminates Holdings Ltd	JP Morgan	( 130,992)
762,400	Guangzhou Automobile Group Co Ltd 'H'	JP Morgan	( 51,523)	1,014,000	Kingboard Laminates Holdings Ltd	Citibank	( 64,647)
620,000	Guangzhou Automobile Group Co Ltd 'H'	HSBC	( 41,899)	691,500	Kingboard Laminates Holdings Ltd	Deutsche Bank	( 65,247)

保有高	銘柄	取引相手	未実現純利益/損 (米ドル)
	<b>香港(続き)</b>		
238,000	Kunlun Energy Co Ltd	Credit Suisse	( 23,974)
155,000	Lee & Man Paper Manufacturing Ltd	Bank of America Merrill Lynch	( 7,115)
440,000	Lee & Man Paper Manufacturing Ltd	Citibank	( 5,049)
841,000	Lee & Man Paper Manufacturing Ltd	Credit Suisse	( 93,294)
732,000	Lee & Man Paper Manufacturing Ltd	Deutsche Bank	( 33,601)
514,000	Lenovo Group Ltd	JP Morgan	( 74,715)
984,000	Lenovo Group Ltd	Credit Suisse	( 143,034)
( 1,582,000)	Li & Fung Ltd	Bank of America Merrill Lynch	22,189
(15,410,000)	Li & Fung Ltd	Citibank	216,140
( 8,638,000)	Li & Fung Ltd	JP Morgan	110,142
( 2,234,000)	Li & Fung Ltd	Deutsche Bank	31,334
( 1,588,000)	Li & Fung Ltd	HSBC	20,248
( 2,646,000)	Li & Fung Ltd	Goldman Sachs	32,110
504,000	Lifestyle International Holdings Ltd	Citibank	( 29,562)
495,500	Lifestyle International Holdings Ltd	Deutsche Bank	( 34,118)
109,000	Lifestyle International Holdings Ltd	HSBC	( 15,566)
169,500	Lifestyle International Holdings Ltd	JP Morgan	( 24,206)
80,000	Link (Reit)	JP Morgan	( 4,080)
666,000	Logan Property Holdings Co Ltd	Citibank	64,540
1,888,000	Logan Property Holdings Co Ltd	Credit Suisse	( 77,036)
874,000	Logan Property Holdings Co Ltd	Deutsche Bank	20,060
460,000	Logan Property Holdings Co Ltd	JP Morgan	( 18,769)
274,000	Longfor Group Holdings Ltd	Citibank	48,912
21,000	Longfor Group Holdings Ltd	JP Morgan	1,205
1,456,000	Longfor Group Holdings Ltd	HSBC	83,544
137,000	Longfor Group Holdings Ltd	Credit Suisse	7,861
( 221,000)	Luk Fook Holdings International Ltd	Citibank	7,045
( 500,000)	Luk Fook Holdings International Ltd	HSBC	51,003
( 1,023,000)	Melco International Development Ltd	HSBC	276,536
( 102,000)	Melco International Development Ltd	Citibank	5,202
( 547,200)	MGM China Holdings Ltd	Deutsche Bank	108,846
( 1,006,400)	MGM China Holdings Ltd	Bank of America Merrill Lynch	200,187
( 2,242,929)	MGM China Holdings Ltd	Citibank	280,273
( 440,800)	MGM China Holdings Ltd	JP Morgan	140,515
( 1,319,600)	MGM China Holdings Ltd	Credit Suisse	420,651
( 1,000,786)	Minth Group Ltd	JP Morgan	210,555
( 685,750)	Minth Group Ltd	Citibank	179,250
( 76,000)	Minth Group Ltd	Deutsche Bank	25,196
( 322,000)	Minth Group Ltd	HSBC	67,745
( 26,000)	MTR Corp Ltd	Citibank	1,658
( 1,066,500)	MTR Corp Ltd	HSBC	( 142,787)
( 410,000)	New World Development Co Ltd	Goldman Sachs	26,346
( 30,000)	New World Development Co Ltd	JP Morgan	4,896
( 1,504,297)	New World Development Co Ltd	Citibank	122,759
7,000	Nexteer Automotive Group Ltd	Citibank	( 803)
94,000	Nexteer Automotive Group Ltd	Credit Suisse	( 23,013)
565,000	Nexteer Automotive Group Ltd	Deutsche Bank	( 86,451)
482,000	Nexteer Automotive Group Ltd	JP Morgan	( 118,002)
994,000	NWS Holdings Ltd	HSBC	( 114,069)
8,401,000	People's Insurance Co Group of China Ltd/The H	HSBC	10,712
1,056,000	People's Insurance Co Group of China Ltd/The H	Bank of America Merrill Lynch	14,811
5,966,000	People's Insurance Co Group of China Ltd/The H	Citibank	121,715
4,773,000	People's Insurance Co Group of China Ltd/The H	JP Morgan	6,086
( 1,000)	PICC Property & Casualty Co Ltd 'H'	JP Morgan	( 15)
( 2,903,000)	Postal Savings Bank of China Co Ltd 'H' 144A'	Deutsche Bank	( 55,524)

保有高	銘柄	取引相手	未実現純利益/損 (米ドル)
	<b>香港(続き)</b>		
(11,790,000)	Postal Savings Bank of China Co Ltd 'H' 144A'	HSBC	75,166
562,000	Power Assets Holdings Ltd	Goldman Sachs	1,873
( 78,900)	PRADA SpA	Goldman Sachs	( 862)
535,600	Sands China Ltd	Credit Suisse	( 420,006)
777,600	Sands China Ltd	HSBC	( 609,777)
24,000	Sands China Ltd	Citibank	( 9,946)
( 11)	Semiconductor Manufacturing International Corp	JP Morgan	( 2)
102,000	Shanghai Industrial Holdings Ltd	JP Morgan	( 15,867)
3,916,000	Shanghai Industrial Holdings Ltd	Credit Suisse	( 609,176)
( 122,000)	Shangri-La Asia Ltd	HSBC	7,467
( 876,000)	Shangri-La Asia Ltd	JP Morgan	53,615
( 94,000)	Shangri-La Asia Ltd	Deutsche Bank	8,150
( 534,000)	Shangri-La Asia Ltd	Bank of America Merrill Lynch	46,301
( 496,000)	Shangri-La Asia Ltd	Citibank	24,033
( 277,110)	Shenzhen International Holdings Ltd	JP Morgan	96,108
( 117,000)	Shenzhen International Holdings Ltd	Citibank	11,935
( 451,500)	Shenzhen International Holdings Ltd	HSBC	156,591
323,000	Shimao Property Holdings Ltd	Bank of America Merrill Lynch	10,296
410,000	Shimao Property Holdings Ltd	Credit Suisse	( 23,525)
165,000	Shimao Property Holdings Ltd	Deutsche Bank	5,260
1,203,000	Sihuan Pharmaceutical Holdings Group Ltd	HSBC	( 23,009)
3,975,000	Sihuan Pharmaceutical Holdings Group Ltd	Citibank	40,548
1,066,000	Sihuan Pharmaceutical Holdings Group Ltd	Credit Suisse	( 20,389)
3,210,000	Sihuan Pharmaceutical Holdings Group Ltd	JP Morgan	( 61,395)
1,837,000	Sihuan Pharmaceutical Holdings Group Ltd	Deutsche Bank	( 16,396)
5,307,000	Sino Biopharmaceutical Ltd	Citibank	142,105
1,496,000	Sino Biopharmaceutical Ltd	JP Morgan	97,284
907,500	Sino Biopharmaceutical Ltd	Deutsche Bank	26,614
2,367,000	Sino Biopharmaceutical Ltd	HSBC	153,925
( 110,000)	Sino Land Co Ltd	Goldman Sachs	4,843
( 863,500)	Sino-Ocean Group Holding Ltd	Citibank	( 6,606)
( 5,108,500)	Sino-Ocean Group Holding Ltd	HSBC	149,817
177,200	Sinopharm Group Co Ltd 'H'	Credit Suisse	( 15,816)
439,500	Sinotruk Hong Kong Ltd	JP Morgan	( 19,054)
1,032,500	Sinotruk Hong Kong Ltd	Deutsche Bank	( 50,028)
2,185,500	Sinotruk Hong Kong Ltd	HSBC	( 94,748)
917,000	Sinotruk Hong Kong Ltd	Citibank	( 11,693)
( 1)	Sisram Medical Ltd '144A'	JP Morgan	0
( 920,000)	SJM Holdings Ltd	Citibank	( 2,346)
( 1,708,000)	SJM Holdings Ltd	Goldman Sachs	( 7,521)
1,514,000	SSY Group Ltd	Credit Suisse	( 150,578)
1,620,000	SSY Group Ltd	Citibank	6,197
4,004,000	SSY Group Ltd	HSBC	( 398,225)
658,000	SSY Group Ltd	JP Morgan	( 65,443)
17,000	Sun Hung Kai Properties Ltd	Citibank	( 22,760)
107,000	Sun Hung Kai Properties Ltd	JP Morgan	( 141,892)
90,500	Sun Hung Kai Properties Ltd	Credit Suisse	( 120,011)
14,500	Sun Hung Kai Properties Ltd	Deutsche Bank	( 15,161)
61,500	Sun Hung Kai Properties Ltd	HSBC	( 81,555)
26,500	Swire Pacific Ltd 'A'	Citibank	( 6,082)
106,000	Swire Pacific Ltd 'A'	HSBC	( 58,794)
45,500	Swire Pacific Ltd 'A'	JP Morgan	( 25,237)
( 312,800)	Swire Properties Ltd	Bank of America Merrill Lynch	( 35,896)
( 296,600)	Swire Properties Ltd	Citibank	18,910
( 12,800)	Swire Properties Ltd	JP Morgan	( 816)

保有高	銘柄	取引相手	未実現純利益/損 (米ドル)	保有高	銘柄	取引相手	未実現純利益/損 (米ドル)
<b>香港(続き)</b>				<b>イタリア(続き)</b>			
( 16,800)	Swire Properties Ltd	Deutsche Bank	( 1,928)	88,341	Anima Holding SpA	Citibank	( 13,800)
( 291,000)	Techtronic Industries Co Ltd	Goldman Sachs	( 13,031)	53,374	Anima Holding SpA	Credit Suisse	( 37,759)
62,000	Tencent Holdings Ltd	JP Morgan	( 464,846)	79,951	Anima Holding SpA	JP Morgan	( 56,561)
60,800	Tencent Holdings Ltd	Citibank	( 100,783)	199,563	Anima Holding SpA	HSBC	( 141,181)
11,300	Tencent Holdings Ltd	Credit Suisse	( 84,722)	102,200	Assicurazioni Generali SpA	Bank of America Merrill Lynch	( 151,103)
5,300	Tencent Holdings Ltd	HSBC	( 39,737)	80,448	Assicurazioni Generali SpA	Citibank	( 56,554)
1,568,000	Tingyi Cayman Islands Holding Corp	Credit Suisse	( 87,971)	60,383	Assicurazioni Generali SpA	JP Morgan	( 94,667)
248,000	Tingyi Cayman Islands Holding Corp	JP Morgan	( 13,914)	115,573	Assicurazioni Generali SpA	Credit Suisse	( 181,192)
1,006,000	Tingyi Cayman Islands Holding Corp	Citibank	28,220	42,666	Assicurazioni Generali SpA	Deutsche Bank	( 63,082)
956,000	Tingyi Cayman Islands Holding Corp	Deutsche Bank	( 39,007)	387,009	Assicurazioni Generali SpA	HSBC	( 606,741)
1,788,000	Tingyi Cayman Islands Holding Corp	HSBC	( 100,314)	( 63,720)	Atlantia SpA	Citibank	9,243
116,000	VTech Holdings Ltd	Citibank	( 56,206)	( 18,262)	Atlantia SpA	JP Morgan	24,046
114,000	VTech Holdings Ltd	JP Morgan	( 56,690)	( 90,862)	Atlantia SpA	Credit Suisse	119,638
59,500	VTech Holdings Ltd	Credit Suisse	( 29,588)	( 153,745)	Atlantia SpA	HSBC	202,437
67,500	VTech Holdings Ltd	Deutsche Bank	( 63,260)	18,527	Autogrill SpA	JP Morgan	10,130
16,700	VTech Holdings Ltd	HSBC	( 8,305)	224,217	Autogrill SpA	Bank of America Merrill Lynch	151,367
441,000	Want Want China Holdings Ltd	Citibank	( 12,371)	132,071	Autogrill SpA	Citibank	51,580
628,000	Want Want China Holdings Ltd	Credit Suisse	( 51,248)	70,083	Autogrill SpA	Deutsche Bank	47,312
2,934,000	Want Want China Holdings Ltd	Deutsche Bank	( 160,868)	16,688	Azimut Holding SpA	Citibank	( 9,776)
19,000	Want Want China Holdings Ltd	Bank of America Merrill Lynch	( 1,042)	89,822	Azimut Holding SpA	JP Morgan	( 276,663)
2,314,000	Want Want China Holdings Ltd	JP Morgan	( 188,835)	3,177	Azimut Holding SpA	Credit Suisse	( 9,800)
1,591,000	Want Want China Holdings Ltd	HSBC	( 129,834)	14,577	Azimut Holding SpA	Bank of America Merrill Lynch	( 33,165)
( 291,000)	WH Group Ltd	Goldman Sachs	20,351	1,340	Banca Generali SpA	Citibank	( 1,794)
( 3,284,500)	WH Group Ltd	Citibank	121,453	2,141	Banca Generali SpA	Credit Suisse	( 5,017)
( 874,500)	WH Group Ltd	HSBC	115,967	( 90,183)	Banca Mediolanum SpA	Goldman Sachs	9,618
( 1,546,000)	Wharf Holdings Ltd/The	Citibank	364,688	( 50,520)	Banca Mediolanum SpA	HSBC	21,985
( 419,000)	Wharf Holdings Ltd/The	JP Morgan	146,922	( 47,995)	Banca Mediolanum SpA	Bank of America Merrill Lynch	9,372
( 1,296,000)	Wharf Holdings Ltd/The	HSBC	454,441	( 74,721)	Banca Mediolanum SpA	JP Morgan	32,517
( 23,000)	Wharf Real Estate Investment Co Ltd	Bank of America Merrill Lynch	10,558	( 1,488,269)	Banco BPM SpA	Credit Suisse	533,910
( 244,000)	Wharf Real Estate Investment Co Ltd	JP Morgan	164,894	12,795	Brunello Cucinelli SpA	Deutsche Bank	( 37,978)
( 154,000)	Wheelock & Co Ltd	JP Morgan	64,800	17,696	Brunello Cucinelli SpA	Credit Suisse	( 57,264)
( 136,000)	Wheelock & Co Ltd	Citibank	48,555	11,458	Brunello Cucinelli SpA	JP Morgan	( 37,078)
( 26,000)	Wheelock & Co Ltd	Deutsche Bank	7,625	14,355	Brunello Cucinelli SpA	HSBC	( 46,452)
( 80,000)	Wynn Macau Ltd	Goldman Sachs	1,638	8,037	Brunello Cucinelli SpA	Bank of America Merrill Lynch	( 23,855)
( 355,600)	Xinyi Energy Holdings Ltd	Citibank	-	20,030	Buzzi Unicem SpA	Bank of America Merrill Lynch	( 33,749)
( 2,984,000)	Xinyi Glass Holdings Ltd	Goldman Sachs	53,801	17,510	Buzzi Unicem SpA	Citibank	( 34,095)
( 6,280,000)	Xinyi Glass Holdings Ltd	Citibank	104,098	16,447	Buzzi Unicem SpA	JP Morgan	( 26,703)
1,000	Yihai International Holding Ltd	Credit Suisse	159	7,849	Buzzi Unicem SpA	Credit Suisse	( 12,743)
1,000	Yihai International Holding Ltd	Citibank	395	14,355	Buzzi Unicem SpA	Deutsche Bank	( 24,187)
79,000	Yihai International Holding Ltd	JP Morgan	12,591	( 67,367)	CNH Industrial NV	Bank of America Merrill Lynch	37,886
( 586,000)	Yue Yuen Industrial Holdings Ltd	Citibank	33,624	( 28,723)	CNH Industrial NV	Citibank	5,320
( 69,500)	Yue Yuen Industrial Holdings Ltd	Deutsche Bank	( 3,102)	( 97,672)	CNH Industrial NV	JP Morgan	127,297
( 445,500)	Yue Yuen Industrial Holdings Ltd	JP Morgan	176,096	( 91,541)	CNH Industrial NV	Credit Suisse	119,307
( 1,268,000)	Yue Yuen Industrial Holdings Ltd	HSBC	501,211	( 116,831)	Davide Campari-Milano SpA	Bank of America Merrill Lynch	52,146
( 36,200)	Zhuzhou CRRC Times Electric Co Ltd HF	HSBC	( 13,617)	( 129,592)	Davide Campari-Milano SpA	Citibank	70,857
( 466,700)	Zhuzhou CRRC Times Electric Co Ltd HF	Citibank	( 98,189)	( 171,381)	Davide Campari-Milano SpA	JP Morgan	102,311
			( 7,613,410)	10,874	De'Longhi SpA	HSBC	( 40,769)
				11,697	De'Longhi SpA	Bank of America Merrill Lynch	( 19,056)
				4,759	De'Longhi SpA	JP Morgan	( 17,843)
				17,853	De'Longhi SpA	Citibank	( 16,535)
				( 19,600)	DiaSorin SpA	Goldman Sachs	91,638
				235,634	Enel SpA	Bank of America Merrill Lynch	( 16,565)
				221,062	Enel SpA	Citibank	( 61,915)
				553,339	Enel SpA	JP Morgan	( 40,134)
				89,556	Enel SpA	Credit Suisse	( 6,495)
	<b>イタリア</b>						
445,174	A2A SpA	HSBC	9,935				
1,919,195	A2A SpA	Credit Suisse	42,831				
2,121,423	A2A SpA	Bank of America Merrill Lynch	( 113,625)				
2,302,721	A2A SpA	JP Morgan	51,390				
1,174,594	A2A SpA	Citibank	( 55,048)				
174,625	A2A SpA	Deutsche Bank	( 9,353)				
18,166	Anima Holding SpA	Bank of America Merrill Lynch	( 6,243)				

保有高	銘柄	取引相手	未実現純利益/(損) (米ドル)	保有高	銘柄	取引相手	未実現純利益/(損) (米ドル)
	イタリア(続き)				イタリア(続き)		
110.945	Eni SpA	HSBC	( 115,875)	( 50,363)	Pirelli & C SpA '144A'	Credit Suisse	44,171
485.782	Eni SpA	Bank of America Merrill Lynch	( 527,966)	( 36,607)	Pirelli & C SpA '144A'	JP Morgan	32,107
136.032	Eni SpA	Credit Suisse	( 142,077)	401,334	Poste Italiane SpA '144A'	HSBC	( 191,671)
227.456	Eni SpA	JP Morgan	( 227,793)	( 88,880)	Prysmian SpA	Bank of America Merrill Lynch	221,660
390.490	Eni SpA	Citibank	( 380,826)	( 22,990)	Prysmian SpA	Goldman Sachs	24,642
270.570	Eni SpA	Goldman Sachs	( 231,821)	( 307,430)	Prysmian SpA	HSBC	783,859
6.097	EXOR NV	Credit Suisse	( 9,797)	( 47,505)	Prysmian SpA	Credit Suisse	121,124
83.143	EXOR NV	HSBC	( 133,596)	4,065	Recordati SpA	Bank of America Merrill Lynch	6,713
( 5,800)	Ferrari NV	Citibank	11,973	19,905	Recordati SpA	Citibank	2,887
( 2,900)	Ferrari NV	Goldman Sachs	5,136	20,692	Recordati SpA	JP Morgan	7,850
( 282)	Ferrari NV	JP Morgan	( 16)	13,475	Recordati SpA	Credit Suisse	5,112
( 2,307)	Ferrari NV	Bank of America Merrill Lynch	4,376	( 444,151)	Saipem SpA	HSBC	175,940
( 21,846)	Ferrari NV	HSBC	( 1,219)	( 37,283)	Salvatore Ferragamo SpA	Bank of America Merrill Lynch	112,326
( 197,850)	Fiat Chrysler Automobiles NV	Goldman Sachs	163,549	( 2,292)	Salvatore Ferragamo SpA	JP Morgan	1,982
( 35,860)	Fiat Chrysler Automobiles NV	Credit Suisse	55,901	( 10,256)	Salvatore Ferragamo SpA	Credit Suisse	8,869
( 12,940)	Fiat Chrysler Automobiles NV	HSBC	22,378	( 57,158)	Salvatore Ferragamo SpA	Deutsche Bank	172,205
( 277,710)	FinecoBank Banca Fineco SpA	Goldman Sachs	163,212	156,311	Saras SpA	Deutsche Bank	( 33,488)
( 49,140)	FinecoBank Banca Fineco SpA	Bank of America Merrill Lynch	26,759	( 361,713)	Snam SpA	HSBC	( 15,337)
( 64,050)	FinecoBank Banca Fineco SpA	Credit Suisse	38,869	( 25,932)	Societa Iniziative Autostradali e Servizi SpA	Bank of America Merrill Lynch	( 32,119)
43,623	Freni Brembo SpA	Bank of America Merrill Lynch	( 43,809)	( 18,106)	Societa Iniziative Autostradali e Servizi SpA	HSBC	( 19,799)
57,674	Freni Brembo SpA	JP Morgan	( 119,701)	( 31,562)	Societa Iniziative Autostradali e Servizi SpA	JP Morgan	( 34,514)
24,389	Freni Brembo SpA	Credit Suisse	( 50,619)	42,787	Tenaris SA	Bank of America Merrill Lynch	( 68,751)
114,568	Hera SpA	Citibank	( 3,835)	39,361	Tenaris SA	Credit Suisse	( 63,027)
241,931	Hera SpA	Bank of America Merrill Lynch	( 8,639)	89,471	Tenaris SA	Citibank	( 146,759)
627,709	Hera SpA	Deutsche Bank	( 22,414)	184,947	Tenaris SA	HSBC	( 288,615)
175,960	Hera SpA	JP Morgan	21,991	259,270	Tenaris SA	Goldman Sachs	( 338,746)
433,355	Hera SpA	HSBC	54,159	449,186	Terna Rete Elettrica Nazionale SpA	Bank of America Merrill Lynch	( 53,130)
7,820	Interpump Group SpA	Bank of America Merrill Lynch	( 16,056)	( 7)	Tod's SpA	Citibank	( 3)
5,685	Interpump Group SpA	Credit Suisse	( 39,838)	( 16,769)	UniCredit SpA	JP Morgan	24,587
( 81,816)	Intesa Sanpaolo SpA	Bank of America Merrill Lynch	27,927	( 71,280)	UniCredit SpA	Citibank	9,386
( 88,357)	Intesa Sanpaolo SpA	JP Morgan	38,491	( 128,590)	UniCredit SpA	Goldman Sachs	32,886
( 475,087)	Intesa Sanpaolo SpA	Citibank	61,495	( 1,305,230)	Unione di Banche Italiane SpA	HSBC	239,568
( 352,372)	Intesa Sanpaolo SpA	Credit Suisse	153,503	( 362,409)	Unione di Banche Italiane SpA	Bank of America Merrill Lynch	90,584
129,590	Italgas SpA	Citibank	( 12,147)	( 794,134)	Unione di Banche Italiane SpA	Credit Suisse	341,157
367,690	Italgas SpA	Credit Suisse	57,440	( 502,193)	Unione di Banche Italiane SpA	Citibank	34,183
285,230	Italgas SpA	JP Morgan	44,558	( 457,770)	Unione di Banche Italiane SpA	JP Morgan	217,091
654,473	Italgas SpA	HSBC	102,241	( 116,913)	Unione di Banche Italiane SpA	Deutsche Bank	29,223
( 268,188)	Leonardo SpA	Bank of America Merrill Lynch	1,796	( 557,834)	Unipol Gruppo SpA	Credit Suisse	108,930
( 38,016)	Leonardo SpA	JP Morgan	( 3,987)	( 389,140)	Unipol Gruppo SpA	Bank of America Merrill Lynch	132,438
468,357	Mediaset SpA	Bank of America Merrill Lynch	( 107,136)	( 214,686)	Unipol Gruppo SpA	Citibank	52,942
1,255,153	Mediaset SpA	Citibank	( 176,471)	( 418,082)	Unipol Gruppo SpA	JP Morgan	81,640
400,261	Mediaset SpA	JP Morgan	( 128,630)	( 137,505)	Unipol Gruppo SpA	Deutsche Bank	46,798
337,373	Mediaset SpA	Credit Suisse	( 108,420)	( 1,102,446)	Unipol Gruppo SpA	HSBC	215,279
684,175	Mediaset SpA	Deutsche Bank	( 156,504)	785,455	UnipolSai Assicurazioni SpA	Goldman Sachs	( 55,448)
851,417	Mediaset SpA	HSBC	( 273,615)				( 75,237)
( 69,532)	Mediobanca Banca di Credito Finanziario SpA	HSBC	77,277		日本		
( 7,773)	Mediobanca Banca di Credito Finanziario SpA	JP Morgan	8,639	( 10,200)	ABC-Mart Inc	JP Morgan	-
( 70,145)	Mediobanca Banca di Credito Finanziario SpA	Credit Suisse	77,958	( 19,700)	ABC-Mart Inc	Citibank	( 3,621)
46,822	Moncler SpA	Credit Suisse	( 159,874)	( 17,500)	ABC-Mart Inc	Credit Suisse	-
12,210	Moncler SpA	Bank of America Merrill Lynch	( 43,735)	( 22,100)	Acom Co Ltd	JP Morgan	3,859
12,299	Moncler SpA	HSBC	( 41,995)	( 25,600)	Acom Co Ltd	Citibank	2,353
( 121,399)	Pirelli & C SpA '144A'	Bank of America Merrill Lynch	100,243	( 6,100)	Acom Co Ltd	Credit Suisse	1,065
( 89,914)	Pirelli & C SpA '144A'	Citibank	35,718	( 102)	Advance Residence Investment Corp (Reit)	Credit Suisse	( 2,812)
( 27,127)	Pirelli & C SpA '144A'	Deutsche Bank	22,400	14,200	Advantest Corp	Bank of America Merrill Lynch	( 68,387)
( 383,008)	Pirelli & C SpA '144A'	HSBC	335,920	7,100	Advantest Corp	Citibank	( 12,268)

保有高	銘柄	取引相手	未実現純利益/損 (米ドル)	保有高	銘柄	取引相手	未実現純利益/損 (米ドル)
日本(続き)				日本(続き)			
( 12,600)	Aeon Co Ltd	Credit Suisse	15,286	78,000	Aoyama Trading Co Ltd	Goldman Sachs	( 31,783)
( 127,300)	Aeon Co Ltd	HSBC	154,438	145,400	Aozora Bank Ltd	Bank of America Merrill Lynch	84,189
( 15,500)	AEON Financial Service Co Ltd	Citibank	4,559	78,700	Aozora Bank Ltd	JP Morgan	( 4,340)
( 108,500)	AEON Financial Service Co Ltd	JP Morgan	481,646	94,800	Aozora Bank Ltd	Citibank	( 17,426)
( 88,200)	AEON Financial Service Co Ltd	Credit Suisse	391,532	38,600	Aozora Bank Ltd	Credit Suisse	( 2,129)
( 97,000)	AEON Financial Service Co Ltd	Bank of America Merrill Lynch	123,919	59,800	Aozora Bank Ltd	Deutsche Bank	34,625
( 14,500)	AEON Financial Service Co Ltd	Deutsche Bank	18,524	( 5,500)	Ariake Japan Co Ltd	Goldman Sachs	11,530
29,500	Aeon Mall Co Ltd	Citibank	( 10,303)	( 8,000)	Ariake Japan Co Ltd	Credit Suisse	( 44,851)
51,000	Aeon Mall Co Ltd	JP Morgan	( 44,998)	( 26,000)	Ariake Japan Co Ltd	HSBC	( 145,765)
29,600	Aeon Mall Co Ltd	HSBC	( 26,116)	( 7,800)	Ariake Japan Co Ltd	JP Morgan	( 43,730)
13,500	Aeon Mall Co Ltd	Bank of America Merrill Lynch	( 7,445)	( 50,600)	Asahi Intecc Co Ltd	JP Morgan	13,952
35,100	AGC Inc/Japan	JP Morgan	( 25,808)	( 11,200)	Asahi Intecc Co Ltd	Credit Suisse	3,088
19,500	AGC Inc/Japan	Bank of America Merrill Lynch	( 18,818)	( 36,500)	Asahi Intecc Co Ltd	HSBC	10,064
7,600	AGC Inc/Japan	Citibank	( 14,668)	( 47,400)	Asahi Kasei Corp	Goldman Sachs	13,215
19,700	AGC Inc/Japan	Credit Suisse	( 14,485)	( 16,800)	Asahi Kasei Corp	HSBC	5,559
43,800	AGC Inc/Japan	Deutsche Bank	( 42,268)	3,500	Asics Corp	Credit Suisse	( 3,506)
( 15,800)	Aica Kogyo Co Ltd	Goldman Sachs	9,986	22,000	Asics Corp	Citibank	( 21,433)
( 54,600)	Aiful Corp	Bank of America Merrill Lynch	6,022	94,500	Asics Corp	JP Morgan	( 94,669)
( 363,600)	Aiful Corp	Citibank	( 6,684)	63,400	Asics Corp	Bank of America Merrill Lynch	( 69,341)
( 214,500)	Aiful Corp	JP Morgan	116,314	25,300	Asics Corp	Goldman Sachs	( 29,704)
( 170,200)	Aiful Corp	Credit Suisse	92,292	( 6,300)	ASKUL Corp	Citibank	7,635
( 13,300)	Ain Holdings Inc	Goldman Sachs	15,433	237,700	Astellas Pharma Inc	Bank of America Merrill Lynch	12,016
( 7,700)	Ain Holdings Inc	Credit Suisse	37,507	278,800	Astellas Pharma Inc	JP Morgan	61,497
( 27,000)	Air Water Inc	Bank of America Merrill Lynch	17,122	16,800	Astellas Pharma Inc	Citibank	( 5,095)
( 41,500)	Air Water Inc	JP Morgan	( 7,628)	456,900	Astellas Pharma Inc	Credit Suisse	100,782
( 71,700)	Air Water Inc	Deutsche Bank	45,469	78,200	Autobacs Seven Co Ltd	Citibank	( 16,530)
( 12,300)	Air Water Inc	Credit Suisse	( 2,261)	805,700	Autobacs Seven Co Ltd	JP Morgan	( 1,732,768)
( 44,600)	Air Water Inc	Citibank	27,874	13,100	Autobacs Seven Co Ltd	Credit Suisse	( 28,173)
( 34,300)	Air Water Inc	HSBC	( 6,305)	54,000	Autobacs Seven Co Ltd	Bank of America Merrill Lynch	( 496)
( 1,200)	Aisin Seiki Co Ltd	Bank of America Merrill Lynch	1,765	14,400	Autobacs Seven Co Ltd	HSBC	( 30,969)
( 6,100)	Aisin Seiki Co Ltd	Credit Suisse	12,614	20,300	Azbil Corp	Goldman Sachs	( 4,327)
( 4,900)	Aisin Seiki Co Ltd	Deutsche Bank	7,206	( 3,500)	Azbil Corp	HSBC	965
( 2,700)	Aisin Seiki Co Ltd	Citibank	2,730	13,200	Bandai Namco Holdings Inc	Citibank	( 13,345)
( 9,000)	Aisin Seiki Co Ltd	JP Morgan	18,611	26,100	Bandai Namco Holdings Inc	Bank of America Merrill Lynch	21,589
( 5,000)	Aisin Seiki Co Ltd	HSBC	10,340	6,000	Bandai Namco Holdings Inc	Credit Suisse	12,132
57,800	Ajinomoto Co Inc	Citibank	( 46,217)	( 4,500)	Bank of Kyoto Ltd/The	HSBC	10,753
19,300	Ajinomoto Co Inc	HSBC	( 4,372)	( 7,000)	Bank of Kyoto Ltd/The	Bank of America Merrill Lynch	4,503
39,400	Ajinomoto Co Inc	Bank of America Merrill Lynch	( 19,011)	( 7,400)	Bank of Kyoto Ltd/The	Citibank	1,700
27,300	Ajinomoto Co Inc	Deutsche Bank	( 13,173)	( 26,600)	Bank of Kyoto Ltd/The	JP Morgan	63,563
84,900	Ajinomoto Co Inc	Credit Suisse	58,969	( 24,400)	Bank of Kyoto Ltd/The	Credit Suisse	58,306
121,000	Ajinomoto Co Inc	Goldman Sachs	( 99,787)	( 10,400)	Bank of Kyoto Ltd/The	Deutsche Bank	6,691
2,700	Alfresa Holdings Corp	Bank of America Merrill Lynch	( 3,995)	( 139,000)	Benefit One Inc	Goldman Sachs	59,673
80,800	Alfresa Holdings Corp	JP Morgan	( 194,565)	( 28,200)	Benefit One Inc	Credit Suisse	20,726
7,700	Alfresa Holdings Corp	Deutsche Bank	( 11,394)	( 52,300)	Benefit One Inc	HSBC	90,149
7,300	Alfresa Holdings Corp	Citibank	( 5,837)	( 5,100)	Benesse Holdings Inc	Credit Suisse	19,687
( 116,600)	Alps Alpine Co Ltd	Credit Suisse	316,134	( 8,900)	Benesse Holdings Inc	Bank of America Merrill Lynch	( 6,626)
( 68,200)	Alps Alpine Co Ltd	JP Morgan	184,909	( 12,600)	Benesse Holdings Inc	Citibank	8,685
29,300	Amada Holdings Co Ltd	Bank of America Merrill Lynch	( 4,847)	( 18,800)	Benesse Holdings Inc	JP Morgan	72,570
355,200	Amada Holdings Co Ltd	JP Morgan	( 176,286)	42,500	Bridgestone Corp	JP Morgan	( 82,027)
120,700	Amada Holdings Co Ltd	Credit Suisse	( 59,904)	132,200	Bridgestone Corp	Citibank	( 88,696)
20,800	Amada Holdings Co Ltd	HSBC	( 10,323)	76,000	Bridgestone Corp	Credit Suisse	( 146,684)
( 3,400)	ANA Holdings Inc	Bank of America Merrill Lynch	2,062	54,200	Brother Industries Ltd	Bank of America Merrill Lynch	( 27,398)
( 3,100)	ANA Holdings Inc	Credit Suisse	2,792	68,800	Brother Industries Ltd	Citibank	( 48,057)
( 16,500)	ANA Holdings Inc	Citibank	11,222	108,500	Brother Industries Ltd	JP Morgan	( 208,414)
( 42,000)	ANA Holdings Inc	JP Morgan	37,829	105,000	Brother Industries Ltd	Deutsche Bank	( 53,077)

保有高	銘柄	取引相手	未実現純利益/損 (米ドル)
	<b>日本(続き)</b>		
140,800	Brother Industries Ltd	Credit Suisse	( 270,458)
15,900	Brother Industries Ltd	HSBC	( 30,542)
46,700	Calbee Inc	Goldman Sachs	( 64,599)
176,900	Canon Inc	Citibank	( 182,095)
197,200	Canon Inc	Bank of America Merrill Lynch	( 23,561)
63,000	Canon Inc	JP Morgan	28,951
28,700	Canon Inc	Credit Suisse	13,189
46,200	Canon Marketing Japan Inc	Citibank	17,834
61,000	Canon Marketing Japan Inc	JP Morgan	37,002
26,800	Canon Marketing Japan Inc	Bank of America Merrill Lynch	8,867
32,400	Canon Marketing Japan Inc	Credit Suisse	19,654
10,200	Canon Marketing Japan Inc	Deutsche Bank	3,375
65,400	Capcom Co Ltd	Citibank	22,240
63,500	Capcom Co Ltd	Deutsche Bank	67,699
77,000	Capcom Co Ltd	Goldman Sachs	27,801
68,800	Casio Computer Co Ltd	Bank of America Merrill Lynch	( 33,513)
98,300	Casio Computer Co Ltd	JP Morgan	( 129,194)
1,700	Casio Computer Co Ltd	Citibank	( 625)
35,700	Casio Computer Co Ltd	Credit Suisse	( 46,920)
64,300	Casio Computer Co Ltd	Deutsche Bank	( 31,321)
8,900	Central Japan Railway Co	Citibank	26,584
5,700	Central Japan Railway Co	JP Morgan	11,787
46,900	Central Japan Railway Co	Bank of America Merrill Lynch	200,437
2,500	Central Japan Railway Co	Credit Suisse	5,170
( 115,100)	Chiba Bank Ltd/The	Goldman Sachs	6,265
36,200	Chubu Electric Power Co Inc	Deutsche Bank	( 16,635)
37,700	Chubu Electric Power Co Inc	JP Morgan	( 46,083)
( 4,400)	Chugai Pharmaceutical Co Ltd	Credit Suisse	( 10,949)
( 3,600)	Chugai Pharmaceutical Co Ltd	Bank of America Merrill Lynch	( 8,603)
( 22,800)	Chugai Pharmaceutical Co Ltd	JP Morgan	( 16,764)
( 32,200)	Chugai Pharmaceutical Co Ltd	Goldman Sachs	( 12,951)
87,200	Chugoku Bank Ltd/The	Citibank	( 9,617)
18,100	Chugoku Bank Ltd/The	JP Morgan	( 8,151)
15,800	Chugoku Bank Ltd/The	Bank of America Merrill Lynch	3,776
1,500	Chugoku Bank Ltd/The	Deutsche Bank	358
4,300	Chugoku Bank Ltd/The	Credit Suisse	( 1,936)
( 48,100)	Chugoku Electric Power Co Inc/The	HSBC	884
( 8,900)	Chugoku Electric Power Co Inc/The	Credit Suisse	164
( 130,200)	Chugoku Electric Power Co Inc/The	Deutsche Bank	( 19,146)
100,900	Citizen Watch Co Ltd	Bank of America Merrill Lynch	( 12,056)
155,600	Citizen Watch Co Ltd	Citibank	( 4,290)
137,000	Citizen Watch Co Ltd	Credit Suisse	( 110,804)
223,800	Citizen Watch Co Ltd	JP Morgan	( 181,006)
31,200	Citizen Watch Co Ltd	Deutsche Bank	( 3,728)
( 87,700)	Coca-Cola Bottlers Japan Holdings Inc	Credit Suisse	190,223
( 7,900)	Coca-Cola Bottlers Japan Holdings Inc	Goldman Sachs	6,789
( 47,100)	Coca-Cola Bottlers Japan Holdings Inc	Citibank	100,429
( 111,000)	Coca-Cola Bottlers Japan Holdings Inc	HSBC	240,761
( 114,700)	COMSYS Holdings Corp	Credit Suisse	250,895
( 97,600)	COMSYS Holdings Corp	HSBC	213,490
( 35,400)	COMSYS Holdings Corp	JP Morgan	77,434
( 79,100)	COMSYS Holdings Corp	Goldman Sachs	( 11,221)
( 32,900)	Concordia Financial Group Ltd	JP Morgan	( 2,117)
( 28,300)	Concordia Financial Group Ltd	Bank of America Merrill Lynch	( 3,901)
( 51,100)	Concordia Financial Group Ltd	Credit Suisse	( 3,288)

保有高	銘柄	取引相手	未実現純利益/損 (米ドル)
	<b>日本(続き)</b>		
( 9,200)	Concordia Financial Group Ltd	Deutsche Bank	( 1,268)
31,200	Cosmo Energy Holdings Co Ltd	Bank of America Merrill Lynch	( 82,298)
110,700	Cosmo Energy Holdings Co Ltd	Credit Suisse	11,192
28,800	Cosmo Energy Holdings Co Ltd	JP Morgan	2,912
38,400	Cosmo Energy Holdings Co Ltd	HSBC	3,882
( 5,900)	Cosmos Pharmaceutical Corp	Bank of America Merrill Lynch	39,585
( 11,100)	Cosmos Pharmaceutical Corp	Citibank	22,444
( 3,800)	Cosmos Pharmaceutical Corp	Credit Suisse	16,415
( 3,400)	Cosmos Pharmaceutical Corp	Deutsche Bank	22,811
( 200)	Cosmos Pharmaceutical Corp	JP Morgan	864
( 1,800)	Cosmos Pharmaceutical Corp	HSBC	7,775
( 18,900)	Credit Saison Co Ltd	JP Morgan	29,182
( 16,900)	Credit Saison Co Ltd	Credit Suisse	26,094
( 133,000)	Credit Saison Co Ltd	HSBC	205,358
13,300	CyberAgent Inc	Credit Suisse	( 55,007)
6,700	CyberAgent Inc	JP Morgan	( 27,710)
9,800	CyberAgent Inc	HSBC	( 40,531)
46,500	Dai Nippon Printing Co Ltd	Bank of America Merrill Lynch	( 64,533)
27,100	Dai Nippon Printing Co Ltd	Citibank	( 31,383)
20,800	Dai Nippon Printing Co Ltd	JP Morgan	( 35,366)
42,000	Dai Nippon Printing Co Ltd	Credit Suisse	( 71,412)
6,000	Dai Nippon Printing Co Ltd	Deutsche Bank	( 8,327)
22,200	Dai Nippon Printing Co Ltd	Goldman Sachs	( 21,925)
39,100	Dai Nippon Printing Co Ltd	HSBC	( 66,481)
( 324,500)	Dai-ichi Life Holdings Inc	Goldman Sachs	43,125
( 81,700)	Dai-ichi Life Holdings Inc	HSBC	( 38,836)
( 155,200)	Dai-ichi Life Holdings Inc	Credit Suisse	( 37,508)
100,600	Daicel Corp	JP Morgan	( 247,790)
58,200	Daicel Corp	Citibank	( 19,256)
54,000	Daicel Corp	Bank of America Merrill Lynch	( 25,808)
140,800	Daicel Corp	Credit Suisse	( 346,808)
88,900	Daicel Corp	Deutsche Bank	( 42,487)
61,400	Daicel Corp	Goldman Sachs	( 11,644)
( 20,300)	Daido Steel Co Ltd	Credit Suisse	84,890
( 8,900)	Daido Steel Co Ltd	Citibank	14,315
( 8,600)	Daido Steel Co Ltd	Deutsche Bank	18,575
( 2,800)	Daido Steel Co Ltd	Bank of America Merrill Lynch	6,048
( 5,200)	Daido Steel Co Ltd	JP Morgan	21,745
( 56,500)	Daifuku Co Ltd	Citibank	5,193
( 17,600)	Daifuku Co Ltd	JP Morgan	143,964
( 49,300)	Daifuku Co Ltd	Credit Suisse	403,263
( 1,500)	Daifuku Co Ltd	Deutsche Bank	4,274
( 5,000)	Daifuku Co Ltd	HSBC	40,899
( 43,500)	Daiichi Sankyo Co Ltd	Credit Suisse	184,955
( 8,500)	Daiichi Sankyo Co Ltd	Goldman Sachs	18,771
( 20,900)	Daiichi Sankyo Co Ltd	HSBC	95,659
( 5,300)	Daiichi Sankyo Co Ltd	Bank of America Merrill Lynch	13,493
( 16,100)	Daiichi Sankyo Co Ltd	Citibank	45,131
( 13,700)	Daiichi Sankyo Co Ltd	JP Morgan	62,705
50,800	Daiichikosho Co Ltd	Bank of America Merrill Lynch	( 95,713)
71,600	Daiichikosho Co Ltd	JP Morgan	( 273,094)
15,900	Daiichikosho Co Ltd	Citibank	( 3,653)
45,600	Daiichikosho Co Ltd	Credit Suisse	( 173,926)
9,900	Daiichikosho Co Ltd	Deutsche Bank	( 18,653)
32,600	Daiichikosho Co Ltd	HSBC	( 124,342)

保有高	銘柄	取引相手	未実現純利益/損 (米ドル)
	日本(続き)		
( 9,300)	Daikin Industries Ltd	Goldman Sachs	49,337
8,400	Daito Trust Construction Co Ltd	Bank of America Merrill Lynch	83,765
21,100	Daito Trust Construction Co Ltd	Deutsche Bank	210,409
1,300	Daito Trust Construction Co Ltd	Citibank	2,509
12,100	Daiwa House Industry Co Ltd	Bank of America Merrill Lynch	13,901
6,300	Daiwa House Industry Co Ltd	Credit Suisse	9,843
10,000	Daiwa House Industry Co Ltd	Citibank	( 6,250)
( 645,000)	Daiwa Securities Group Inc	HSBC	167,171
( 25,800)	DeNA Co Ltd	Bank of America Merrill Lynch	( 36,280)
( 100)	DeNA Co Ltd	Deutsche Bank	( 141)
( 100,300)	DeNA Co Ltd	JP Morgan	( 420,356)
42,800	Denka Co Ltd	Bank of America Merrill Lynch	( 47,204)
33,600	Denka Co Ltd	Citibank	( 21,617)
6,100	Denka Co Ltd	JP Morgan	( 2,523)
13,300	Denka Co Ltd	Credit Suisse	( 5,501)
1,300	Denso Corp	Bank of America Merrill Lynch	( 2,139)
31,800	Denso Corp	Citibank	( 39,456)
14,200	Denso Corp	JP Morgan	( 43,459)
7,400	Denso Corp	Credit Suisse	( 22,648)
( 21,000)	Dentsu Inc	JP Morgan	180,460
( 8,500)	Dentsu Inc	Credit Suisse	73,044
2,200	DIC Corp	JP Morgan	( 8,189)
2,600	DIC Corp	Bank of America Merrill Lynch	( 3,322)
16,000	DIC Corp	Credit Suisse	( 59,556)
5,200	DIC Corp	Deutsche Bank	( 6,643)
( 2,900)	Disco Corp	Credit Suisse	62,902
( 2,300)	Disco Corp	Citibank	14,163
( 3,100)	Disco Corp	Deutsche Bank	63,251
( 7,500)	Disco Corp	JP Morgan	162,676
( 3,300)	Disco Corp	HSBC	71,578
101,800	DMG Mori Co Ltd	Bank of America Merrill Lynch	( 94,498)
86,600	DMG Mori Co Ltd	Credit Suisse	( 138,490)
69,300	DMG Mori Co Ltd	Citibank	( 33,757)
24,900	DMG Mori Co Ltd	JP Morgan	( 39,820)
3,200	DMG Mori Co Ltd	Deutsche Bank	( 2,970)
29,200	DMG Mori Co Ltd	HSBC	( 46,696)
( 5,500)	Dowa Holdings Co Ltd	Citibank	2,022
( 16,300)	Dowa Holdings Co Ltd	Bank of America Merrill Lynch	( 3,745)
37,600	East Japan Railway Co	Citibank	13,823
30,200	East Japan Railway Co	JP Morgan	91,948
25,000	East Japan Railway Co	Bank of America Merrill Lynch	72,837
24,600	East Japan Railway Co	Credit Suisse	68,958
15,400	East Japan Railway Co	Deutsche Bank	44,867
2,000	East Japan Railway Co	HSBC	5,606
21,700	East Japan Railway Co	Goldman Sachs	( 1,647)
( 8,500)	Ebara Corp	Credit Suisse	33,905
( 63,700)	Ebara Corp	Citibank	27,516
34,300	Eisai Co Ltd	JP Morgan	196
20,600	Eisai Co Ltd	Citibank	( 16,093)
32,800	Eisai Co Ltd	Goldman Sachs	( 18,848)
5,300	Eisai Co Ltd	HSBC	3,361
40,700	Electric Power Development Co Ltd	Goldman Sachs	5,308
35,700	Ezaki Glico Co Ltd	Bank of America Merrill Lynch	( 75,465)
7,000	Ezaki Glico Co Ltd	Citibank	( 8,364)
26,500	Ezaki Glico Co Ltd	Credit Suisse	( 146,133)

保有高	銘柄	取引相手	未実現純利益/損 (米ドル)
	日本(続き)		
( 40,200)	FamilyMart UNY Holdings Co Ltd	HSBC	68,721
( 91,000)	FamilyMart UNY Holdings Co Ltd	Citibank	186,508
( 43,100)	FamilyMart UNY Holdings Co Ltd	Credit Suisse	73,679
( 154,800)	FamilyMart UNY Holdings Co Ltd	Bank of America Merrill Lynch	95,323
( 35,900)	Fancl Corp	Credit Suisse	73,908
( 13,500)	Fancl Corp	HSBC	27,793
( 6,700)	FANUC Corp	JP Morgan	72,662
( 3,000)	FANUC Corp	Goldman Sachs	9,800
( 22,100)	FANUC Corp	Credit Suisse	239,676
( 100)	FANUC Corp	Deutsche Bank	712
( 16,900)	FANUC Corp	Citibank	24,075
( 18,500)	FANUC Corp	HSBC	190,280
( 6,700)	Fast Retailing Co Ltd	Citibank	180,424
( 5,900)	Fast Retailing Co Ltd	Credit Suisse	74,831
( 1,400)	Fast Retailing Co Ltd	JP Morgan	17,757
( 1,100)	Fast Retailing Co Ltd	HSBC	13,952
( 9,400)	FP Corp	Bank of America Merrill Lynch	( 7,775)
( 18,700)	FP Corp	Citibank	( 39,529)
( 26,100)	FP Corp	Credit Suisse	69,565
( 17,300)	FP Corp	Deutsche Bank	( 14,310)
( 32,900)	FP Corp	JP Morgan	87,689
199,800	Fuji Electric Co Ltd	HSBC	( 201,994)
( 29,700)	Fuji Media Holdings Inc	Goldman Sachs	10,127
( 9,500)	Fuji Oil Holdings Inc	Bank of America Merrill Lynch	21,828
( 26,300)	Fuji Oil Holdings Inc	JP Morgan	56,803
( 18,300)	Fuji Oil Holdings Inc	Citibank	32,797
( 33,200)	Fuji Oil Holdings Inc	Credit Suisse	71,706
( 30,700)	Fuji Oil Holdings Inc	Deutsche Bank	70,539
( 9,500)	Fuji Seal International Inc	Goldman Sachs	( 3,444)
31,100	FUJIFILM Holdings Corp	Bank of America Merrill Lynch	20,580
62,800	FUJIFILM Holdings Corp	JP Morgan	85,423
15,700	FUJIFILM Holdings Corp	Citibank	( 27,416)
39,800	FUJIFILM Holdings Corp	Credit Suisse	54,137
14,900	FUJIFILM Holdings Corp	Goldman Sachs	( 9,404)
( 29,500)	Fujitsu General Ltd	HSBC	2,169
4,400	Fujitsu Ltd	Bank of America Merrill Lynch	( 2,669)
3,500	Fujitsu Ltd	JP Morgan	129
20,900	Fujitsu Ltd	Citibank	( 47,253)
44,700	Fujitsu Ltd	Credit Suisse	1,643
118,700	Fujitsu Ltd	HSBC	4,364
414,900	Fukuoka Financial Group Inc	HSBC	( 2,490,048)
( 24,700)	Fukuyama Transporting Co Ltd	Bank of America Merrill Lynch	( 9,080)
( 17,900)	Fukuyama Transporting Co Ltd	Credit Suisse	24,677
( 1,200)	Fukuyama Transporting Co Ltd	Deutsche Bank	( 441)
( 20,000)	Fukuyama Transporting Co Ltd	Citibank	2,757
( 26,100)	Furukawa Electric Co Ltd	Credit Suisse	( 37,661)
( 39,800)	Furukawa Electric Co Ltd	JP Morgan	( 57,429)
( 6,700)	Furukawa Electric Co Ltd	Citibank	( 10,037)
26,700	Glory Ltd	HSBC	( 3,436)
5,800	Glory Ltd	Deutsche Bank	4,851
52,200	Glory Ltd	Bank of America Merrill Lynch	43,658
49,800	Glory Ltd	Citibank	25,173
46,500	Glory Ltd	JP Morgan	( 5,983)
53,700	Glory Ltd	Credit Suisse	( 6,910)
( 220,800)	GMO internet Inc	Goldman Sachs	10,243

保有高	銘柄	取引相手	未実現純利益/損 (米ドル)	保有高	銘柄	取引相手	未実現純利益/損 (米ドル)
日本(続き)				日本(続き)			
( 93,000)	GMO internet Inc	Credit Suisse	( 34,980)	( 55,300)	Hiroshima Bank Ltd/The	Citibank	2,033
( 128,100)	GMO internet Inc	Citibank	( 18,837)	( 8,000)	Hiroshima Bank Ltd/The	Bank of America Merrill Lynch	( 515)
( 13,200)	GMO internet Inc	HSBC	( 243)	( 45,300)	Hiroshima Bank Ltd/The	Credit Suisse	5,829
( 54,300)	GMO internet Inc	JP Morgan	( 998)	( 51,700)	Hiroshima Bank Ltd/The	Deutsche Bank	( 3,326)
( 3,200)	GMO Payment Gateway Inc	Citibank	10,588	( 40,600)	HIS Co Ltd	Goldman Sachs	29,823
( 77,500)	GMO Payment Gateway Inc	JP Morgan	997,197	( 4,400)	Hisamitsu Pharmaceutical Co Inc	HSBC	11,323
( 4,800)	GMO Payment Gateway Inc	HSBC	61,762	( 27,600)	Hisamitsu Pharmaceutical Co Inc	Goldman Sachs	43,683
( 24,500)	Goldwin Inc	Citibank	535,913	( 4,900)	Hisamitsu Pharmaceutical Co Inc	Citibank	7,206
37,100	GS Yuasa Corp	Bank of America Merrill Lynch	7,161	( 200)	Hitachi Capital Corp	Credit Suisse	500
14,200	GS Yuasa Corp	Citibank	131	( 5,200)	Hitachi Capital Corp	JP Morgan	12,999
54,800	GS Yuasa Corp	JP Morgan	( 68,497)	( 2,500)	Hitachi Capital Corp	Bank of America Merrill Lynch	1,310
442,200	GS Yuasa Corp	Credit Suisse	( 552,725)	( 6,900)	Hitachi Capital Corp	Deutsche Bank	3,615
15,000	GS Yuasa Corp	Deutsche Bank	2,895	( 31,400)	Hitachi Capital Corp	HSBC	78,496
10,900	GS Yuasa Corp	HSBC	( 13,624)	( 61,200)	Hitachi Chemical Co Ltd	Credit Suisse	11,249
71,200	GungHo Online Entertainment Inc	Citibank	-	( 49,300)	Hitachi Chemical Co Ltd	Citibank	4,984
240,600	GungHo Online Entertainment Inc	Credit Suisse	( 11,056)	( 3,600)	Hitachi Chemical Co Ltd	JP Morgan	662
20,300	Gunma Bank Ltd/The	Citibank	( 187)	( 8,400)	Hitachi Construction Machinery Co Ltd	Credit Suisse	12,738
111,800	Gunma Bank Ltd/The	Bank of America Merrill Lynch	3,083	( 88,500)	Hitachi Construction Machinery Co Ltd	Goldman Sachs	( 16,044)
39,700	Gunma Bank Ltd/The	Deutsche Bank	1,095	( 151,400)	Hitachi Construction Machinery Co Ltd	HSBC	229,594
73,300	Gunma Bank Ltd/The	JP Morgan	( 21,558)	( 42,800)	Hitachi Construction Machinery Co Ltd	JP Morgan	41,255
48,300	Gunma Bank Ltd/The	Credit Suisse	( 14,205)	18,200	Hitachi High-Technologies Corp	HSBC	( 13,382)
( 9,500)	H2O Retailing Corp	Citibank	( 349)	7,000	Hitachi High-Technologies Corp	Bank of America Merrill Lynch	( 18,336)
( 8,100)	H2O Retailing Corp	Deutsche Bank	( 893)	7,400	Hitachi High-Technologies Corp	Citibank	340
( 33,700)	H2O Retailing Corp	Goldman Sachs	4,560	5,300	Hitachi High-Technologies Corp	JP Morgan	( 3,897)
( 5,100)	H2O Retailing Corp	Bank of America Merrill Lynch	( 562)	40,100	Hitachi High-Technologies Corp	Credit Suisse	( 29,484)
( 80,600)	H2O Retailing Corp	HSBC	125,191	194,800	Hitachi Ltd	HSBC	( 25,065)
( 59,300)	Hachijuni Bank Ltd/The	JP Morgan	( 1,635)	( 23,100)	Hitachi Metals Ltd	Goldman Sachs	2,894
( 76,100)	Hachijuni Bank Ltd/The	Deutsche Bank	( 10,491)	( 52,900)	Hitachi Metals Ltd	Bank of America Merrill Lynch	16,530
36,100	Hakuhodo DY Holdings Inc	JP Morgan	( 24,220)	( 335,300)	Hitachi Metals Ltd	Citibank	129,430
18,500	Hakuhodo DY Holdings Inc	Bank of America Merrill Lynch	10,372	( 150,400)	Hitachi Metals Ltd	JP Morgan	182,462
9,100	Hakuhodo DY Holdings Inc	Citibank	( 3,513)	( 83,100)	Hitachi Metals Ltd	Credit Suisse	100,815
15,800	Hakuhodo DY Holdings Inc	Deutsche Bank	8,858	( 59,300)	Hitachi Metals Ltd	Deutsche Bank	18,530
14,900	Hakuhodo DY Holdings Inc	Credit Suisse	( 9,997)	( 96,500)	Hitachi Metals Ltd	HSBC	117,072
25,900	Hamamatsu Photonics KK	Goldman Sachs	( 15,109)	( 600)	Hitachi Transport System Ltd	Citibank	( 993)
2,800	Hankyu Hanshin Holdings Inc	Bank of America Merrill Lynch	( 2,702)	( 16,700)	Hitachi Transport System Ltd	JP Morgan	( 16,116)
10,600	Hankyu Hanshin Holdings Inc	JP Morgan	( 10,229)	( 1,300)	Hitachi Transport System Ltd	Deutsche Bank	( 1,494)
3,000	Hankyu Hanshin Holdings Inc	Citibank	( 1,654)	( 11,700)	Hokuhoku Financial Group Inc	JP Morgan	( 215)
100	Hankyu Hanshin Holdings Inc	Deutsche Bank	( 97)	( 800)	Hokuhoku Financial Group Inc	Citibank	15
1,100	Hankyu Hanshin Holdings Inc	Credit Suisse	( 1,062)	( 21,200)	Hokuhoku Financial Group Inc	Credit Suisse	( 390)
( 42,200)	Haseko Corp	Citibank	17,065	( 10,900)	Hokuhoku Financial Group Inc	Deutsche Bank	( 1,503)
( 51,000)	Heiwa Corp	Credit Suisse	( 28,592)	( 104,600)	Hokuhoku Financial Group Inc	HSBC	( 1,923)
( 106,600)	Heiwa Corp	Deutsche Bank	12,737	( 36,400)	Hokuriku Electric Power Co	Credit Suisse	1,673
( 61,800)	Heiwa Corp	JP Morgan	( 34,647)	( 22,700)	Hokuriku Electric Power Co	HSBC	1,043
( 2,900)	Hikari Tsushin Inc	Credit Suisse	( 52,507)	55,800	Honda Motor Co Ltd	Goldman Sachs	( 64,052)
( 1,600)	Hikari Tsushin Inc	Citibank	5,147	( 3,600)	Horiba Ltd	Deutsche Bank	16,212
( 1,200)	Hikari Tsushin Inc	Deutsche Bank	( 22,940)	( 1,900)	Horiba Ltd	Citibank	1,921
( 9,400)	Hikari Tsushin Inc	Goldman Sachs	17,837	( 5,900)	Horiba Ltd	HSBC	56,394
( 6,100)	Hikari Tsushin Inc	HSBC	( 110,445)	600	Hoshizaki Corp	Citibank	993
( 7,400)	Hino Motors Ltd	Bank of America Merrill Lynch	4,149	7,300	Hoshizaki Corp	JP Morgan	66,422
( 12,300)	Hino Motors Ltd	Credit Suisse	12,435	2,200	Hoshizaki Corp	Bank of America Merrill Lynch	13,749
2,835	Hirose Electric Co Ltd	Bank of America Merrill Lynch	( 18,500)	900	Hoshizaki Corp	Credit Suisse	8,189
4,515	Hirose Electric Co Ltd	Citibank	( 16,184)	33,600	House Foods Group Inc	Goldman Sachs	( 66,321)
4,305	Hirose Electric Co Ltd	JP Morgan	( 3,561)	20,500	Hoya Corp	Bank of America Merrill Lynch	( 64,436)
1,785	Hirose Electric Co Ltd	Deutsche Bank	( 11,648)	15,700	Hoya Corp	Citibank	( 18,903)
( 44,500)	Hiroshima Bank Ltd/The	JP Morgan	5,726	47,400	Hoya Corp	JP Morgan	( 55,327)



保有高	銘柄	取引相手	未実現純利益/(損) (米ドル)	保有高	銘柄	取引相手	未実現純利益/(損) (米ドル)
	日本(続き)				日本(続き)		
59,000	Hoya Corp	Credit Suisse	( 68,866)	( 88,500)	Itoham Yonekyu Holdings Inc	Credit Suisse	10,574
( 10,900)	Hulic Co Ltd	Credit Suisse	9,818	( 128,200)	Itoham Yonekyu Holdings Inc	Deutsche Bank	27,100
( 71,600)	Hulic Co Ltd	Deutsche Bank	31,587	( 164,300)	Itoham Yonekyu Holdings Inc	HSBC	19,631
( 24,500)	Hulic Co Ltd	HSBC	22,067	( 27,000)	Iyo Bank Ltd/The	JP Morgan	9,430
( 28,600)	Ibiden Co Ltd	Bank of America Merrill Lynch	52,308	( 15,800)	Iyo Bank Ltd/The	Bank of America Merrill Lynch	3,921
( 55,300)	Ibiden Co Ltd	Credit Suisse	108,765	( 1,400)	Iyo Bank Ltd/The	Citibank	206
( 22,500)	Ibiden Co Ltd	Citibank	4,963	( 106,200)	Iyo Bank Ltd/The	Credit Suisse	37,090
( 14,700)	Ibiden Co Ltd	JP Morgan	28,912	( 19,600)	Iyo Bank Ltd/The	Deutsche Bank	4,864
( 17,000)	Ibiden Co Ltd	Deutsche Bank	31,092	( 21,900)	Izumi Co Ltd	JP Morgan	( 58,370)
( 166,000)	Ibiden Co Ltd	HSBC	326,492	9,200	Izumi Co Ltd	Bank of America Merrill Lynch	( 11,415)
( 53,000)	Ichigo Inc	HSBC	7,476	14,200	Izumi Co Ltd	Citibank	-
( 26,100)	Idemitsu Kosan Co Ltd	Citibank	56,371	( 36,400)	J Front Retailing Co Ltd	JP Morgan	53,192
( 92,100)	Idemitsu Kosan Co Ltd	Goldman Sachs	106,645	( 8,600)	J Front Retailing Co Ltd	Bank of America Merrill Lynch	6,560
( 51,200)	Idemitsu Kosan Co Ltd	Credit Suisse	110,583	( 14,300)	J Front Retailing Co Ltd	Citibank	10,383
( 40,200)	Idemitsu Kosan Co Ltd	JP Morgan	86,825	( 137,600)	J Front Retailing Co Ltd	Goldman Sachs	69,830
( 82,200)	Idemitsu Kosan Co Ltd	HSBC	151,404	( 64,500)	J Front Retailing Co Ltd	Credit Suisse	94,256
( 51,500)	IHI Corp	JP Morgan	53,959	( 19,000)	J Front Retailing Co Ltd	Deutsche Bank	14,494
( 22,500)	IHI Corp	Credit Suisse	23,574	( 41,500)	J Front Retailing Co Ltd	HSBC	60,645
( 7,500)	IHI Corp	Goldman Sachs	1,754	10,200	Japan Airlines Co Ltd	Bank of America Merrill Lynch	( 15,749)
( 38,200)	IHI Corp	Deutsche Bank	( 15,097)	31,100	Japan Airlines Co Ltd	Citibank	( 34,872)
( 17,900)	IHI Corp	HSBC	18,755	95,600	Japan Airlines Co Ltd	Credit Suisse	( 238,989)
( 106,100)	Iida Group Holdings Co Ltd	Bank of America Merrill Lynch	59,483	( 26,900)	Japan Airport Terminal Co Ltd	Credit Suisse	127,324
( 55,800)	Iida Group Holdings Co Ltd	Citibank	18,975	( 5,200)	Japan Airport Terminal Co Ltd	Deutsche Bank	11,470
( 169,300)	Iida Group Holdings Co Ltd	Credit Suisse	164,935	( 47,500)	Japan Airport Terminal Co Ltd	Goldman Sachs	27,019
( 156,500)	Iida Group Holdings Co Ltd	JP Morgan	152,465	( 4,900)	Japan Airport Terminal Co Ltd	Citibank	6,530
( 425,100)	Inpex Corp	Credit Suisse	555,574	( 10,400)	Japan Airport Terminal Co Ltd	JP Morgan	49,226
( 63,100)	Inpex Corp	HSBC	82,467	( 63,500)	Japan Airport Terminal Co Ltd	HSBC	300,561
( 4,375)	Invincible Investment Corp (Reit)	Credit Suisse	( 120,629)	13,000	Japan Aviation Electronics Industry Ltd	Bank of America Merrill Lynch	( 15,891)
( 3,062)	Invincible Investment Corp (Reit)	Citibank	( 16,885)	183,800	Japan Aviation Electronics Industry Ltd	Goldman Sachs	48,565
( 1,005)	Invincible Investment Corp (Reit)	JP Morgan	( 27,710)	( 36,500)	Japan Exchange Group Inc	Citibank	28,179
( 716)	Invincible Investment Corp (Reit)	Deutsche Bank	( 19,084)	( 19,000)	Japan Exchange Group Inc	JP Morgan	14,668
( 5,667)	Invincible Investment Corp (Reit)	HSBC	( 156,252)	( 324,500)	Japan Exchange Group Inc	Goldman Sachs	158,455
( 84,800)	Isetan Mitsukoshi Holdings Ltd	JP Morgan	87,290	( 69,100)	Japan Exchange Group Inc	Credit Suisse	49,896
( 41,800)	Isetan Mitsukoshi Holdings Ltd	Bank of America Merrill Lynch	8,068	73,500	Japan Petroleum Exploration Co Ltd	Goldman Sachs	( 76,000)
( 108,300)	Isetan Mitsukoshi Holdings Ltd	Goldman Sachs	2,951	( 22,300)	Japan Post Bank Co Ltd	Goldman Sachs	713
( 48,400)	Isetan Mitsukoshi Holdings Ltd	Credit Suisse	49,821	( 68,000)	Japan Post Bank Co Ltd	Credit Suisse	63,747
( 43,100)	Isetan Mitsukoshi Holdings Ltd	Deutsche Bank	8,319	( 10,000)	Japan Post Bank Co Ltd	Deutsche Bank	5,331
( 64,600)	Isetan Mitsukoshi Holdings Ltd	HSBC	66,497	( 27,100)	Japan Post Bank Co Ltd	Bank of America Merrill Lynch	14,446
27,400	Ito En Ltd	Bank of America Merrill Lynch	( 50,365)	( 34,300)	Japan Post Bank Co Ltd	Citibank	10,718
47,800	Ito En Ltd	Citibank	( 162,548)	( 33,600)	Japan Post Bank Co Ltd	JP Morgan	31,499
24,000	Ito En Ltd	JP Morgan	( 57,350)	( 100,400)	Japan Post Bank Co Ltd	HSBC	94,121
36,700	Ito En Ltd	Credit Suisse	( 87,698)	( 49,000)	Japan Post Holdings Co Ltd	HSBC	13,961
53,800	ITOCHU Corp	Bank of America Merrill Lynch	( 2,720)	( 27,700)	Japan Post Insurance Co Ltd	Bank of America Merrill Lynch	( 5,855)
39,800	ITOCHU Corp	Citibank	( 8,413)	( 90,700)	Japan Post Insurance Co Ltd	JP Morgan	87,528
56,100	ITOCHU Corp	JP Morgan	26,296	( 238,800)	Japan Post Insurance Co Ltd	Goldman Sachs	( 193,556)
33,200	ITOCHU Corp	Credit Suisse	15,562	( 129)	Japan Real Estate Investment Corp (Reit)	Credit Suisse	( 34,383)
21,400	Itochu Techno-Solutions Corp	Bank of America Merrill Lynch	15,931	19,500	Japan Tobacco Inc	Citibank	( 8,155)
53,600	Itochu Techno-Solutions Corp	JP Morgan	( 29,065)	90,300	Japan Tobacco Inc	Bank of America Merrill Lynch	( 23,653)
4,600	Itochu Techno-Solutions Corp	Citibank	( 1,057)	18,500	Japan Tobacco Inc	JP Morgan	( 3,316)
25,600	Itochu Techno-Solutions Corp	Credit Suisse	( 13,882)	38,500	Japan Tobacco Inc	Credit Suisse	( 6,900)
6,000	Itochu Techno-Solutions Corp	Deutsche Bank	4,467	70,100	Japan Tobacco Inc	HSBC	( 12,563)
31,900	Itochu Techno-Solutions Corp	Goldman Sachs	( 6,494)	33,100	JFE Holdings Inc	Citibank	( 26,315)
( 126,900)	Itoham Yonekyu Holdings Inc	Bank of America Merrill Lynch	26,825	30,200	JFE Holdings Inc	JP Morgan	( 90,485)
( 228,200)	Itoham Yonekyu Holdings Inc	JP Morgan	27,265	28,400	JFE Holdings Inc	Bank of America Merrill Lynch	( 42,415)
( 34,200)	Itoham Yonekyu Holdings Inc	Citibank	629	27,100	JFE Holdings Inc	Credit Suisse	( 81,197)

保有高	銘柄	取引相手	未実現純利益/損 (米ドル)
	日本(続き)		
3,200	JFE Holdings Inc	Deutsche Bank	( 4,779)
282,900	JFE Holdings Inc	HSBC	( 847,621)
( 173,800)	JGC Corp	Citibank	( 1,597)
( 337,800)	JGC Corp	JP Morgan	( 23,241)
( 181,700)	JGC Corp	Credit Suisse	51,769
( 74,400)	JGC Corp	Bank of America Merrill Lynch	36,241
( 384,700)	JGC Corp	HSBC	( 18,597)
( 255,200)	JGC Corp	Goldman Sachs	( 46,284)
( 14,400)	JSR Corp	Credit Suisse	5,294
( 45,200)	JSR Corp	Citibank	( 14,540)
( 27,100)	JSR Corp	Deutsche Bank	1,993
( 59,100)	JSR Corp	JP Morgan	21,727
( 150,400)	JSR Corp	HSBC	55,292
48,500	JTEKT Corp	JP Morgan	( 66,863)
28,900	JTEKT Corp	Citibank	( 16,468)
38,900	JTEKT Corp	Bank of America Merrill Lynch	( 31,462)
21,300	JTEKT Corp	Deutsche Bank	( 17,227)
21,800	JTEKT Corp	Credit Suisse	( 30,054)
( 278,600)	JXTG Holdings Inc	Citibank	46,090
( 156,400)	JXTG Holdings Inc	Credit Suisse	( 575)
( 339,400)	JXTG Holdings Inc	Goldman Sachs	32,621
( 148,300)	JXTG Holdings Inc	JP Morgan	( 545)
( 548,200)	JXTG Holdings Inc	HSBC	748
84,500	K's Holdings Corp	Credit Suisse	55,917
127,400	K's Holdings Corp	Citibank	( 76,109)
90,200	K's Holdings Corp	JP Morgan	59,688
5,000	Kagome Co Ltd	Citibank	( 3,538)
7,000	Kagome Co Ltd	Goldman Sachs	( 5,733)
7,400	Kajima Corp	Bank of America Merrill Lynch	( 2,652)
188,400	Kajima Corp	Citibank	( 169,691)
151,100	Kajima Corp	JP Morgan	( 161,092)
86,500	Kajima Corp	Credit Suisse	( 92,220)
530,100	Kajima Corp	HSBC	( 565,154)
( 25,100)	Kakaku.com Inc	Goldman Sachs	18,393
( 22,200)	Kakaku.com Inc	JP Morgan	19,995
28,100	Kaken Pharmaceutical Co Ltd	Citibank	15,496
21,700	Kaken Pharmaceutical Co Ltd	Bank of America Merrill Lynch	58,835
31,100	Kaken Pharmaceutical Co Ltd	JP Morgan	108,616
15,200	Kaken Pharmaceutical Co Ltd	Credit Suisse	53,086
32,400	Kaken Pharmaceutical Co Ltd	Deutsche Bank	87,845
20,300	Kamigumi Co Ltd	Bank of America Merrill Lynch	13,247
36,700	Kamigumi Co Ltd	JP Morgan	( 8,770)
13,400	Kamigumi Co Ltd	Credit Suisse	( 3,202)
30,100	Kamigumi Co Ltd	Citibank	( 830)
12,700	Kamigumi Co Ltd	Deutsche Bank	8,287
10,100	Kamigumi Co Ltd	HSBC	( 2,413)
66,300	Kamigumi Co Ltd	Goldman Sachs	( 314)
3,800	Kaneka Corp	Bank of America Merrill Lynch	( 5,239)
3,200	Kaneka Corp	JP Morgan	( 10,735)
7,400	Kaneka Corp	Credit Suisse	( 24,824)
286,300	Kaneka Corp	Citibank	( 210,505)
5,800	Kaneka Corp	Deutsche Bank	( 7,996)
5,300	Kaneka Corp	HSBC	( 17,780)
16,200	Kansai Electric Power Co Inc/The	Deutsche Bank	( 3,648)
40,200	Kansai Electric Power Co Inc/The	JP Morgan	( 10,530)

保有高	銘柄	取引相手	未実現純利益/損 (米ドル)
	日本(続き)		
36,000	Kansai Electric Power Co Inc/The	Citibank	( 9,595)
( 251,300)	Kansai Paint Co Ltd	JP Morgan	( 80,837)
( 99,100)	Kansai Paint Co Ltd	Credit Suisse	( 31,878)
( 48,700)	Kansai Paint Co Ltd	Bank of America Merrill Lynch	( 89,966)
5,100	Kao Corp	Bank of America Merrill Lynch	( 7,265)
52,300	Kao Corp	Citibank	( 122,572)
8,000	Kao Corp	JP Morgan	( 9,044)
11,400	Kao Corp	Credit Suisse	( 12,887)
14,700	Kao Corp	HSBC	( 16,618)
( 29,100)	Kawasaki Heavy Industries Ltd	JP Morgan	36,908
( 4,000)	Kawasaki Heavy Industries Ltd	Citibank	2,573
( 12,100)	Kawasaki Heavy Industries Ltd	Credit Suisse	15,347
( 35,500)	Kawasaki Heavy Industries Ltd	Deutsche Bank	8,483
( 37,600)	Kawasaki Heavy Industries Ltd	HSBC	47,689
( 130,000)	Kawasaki Kisen Kaisha Ltd	JP Morgan	322,704
( 329,401)	Kawasaki Kisen Kaisha Ltd	Credit Suisse	396,728
( 53,500)	Kawasaki Kisen Kaisha Ltd	Goldman Sachs	21,268
( 30,100)	KDDI Corp	Goldman Sachs	( 9,373)
( 94,400)	KDDI Corp	Credit Suisse	( 216,034)
( 50,300)	KDDI Corp	Citibank	( 21,728)
( 21,300)	KDDI Corp	JP Morgan	( 48,745)
( 28,000)	Keihan Holdings Co Ltd	Citibank	6,434
( 1,600)	Keihan Holdings Co Ltd	Bank of America Merrill Lynch	1,985
( 12,700)	Keihan Holdings Co Ltd	JP Morgan	1,167
( 47,000)	Keihan Holdings Co Ltd	Credit Suisse	4,320
( 28,300)	Keihan Holdings Co Ltd	Deutsche Bank	35,113
( 74,900)	Keikyu Corp	Citibank	( 13,768)
( 117,300)	Keikyu Corp	Credit Suisse	16,171
( 2,800)	Keikyu Corp	Bank of America Merrill Lynch	( 2,985)
( 16,200)	Keikyu Corp	JP Morgan	2,233
( 4,400)	Keikyu Corp	Deutsche Bank	( 4,691)
( 8,300)	Keio Corp	Citibank	27,462
( 32,400)	Keio Corp	JP Morgan	( 101,245)
( 10,800)	Keio Corp	Bank of America Merrill Lynch	7,941
( 39,100)	Keio Corp	Credit Suisse	( 122,182)
( 23,900)	Keio Corp	Deutsche Bank	17,573
( 60,300)	Keisei Electric Railway Co Ltd	Bank of America Merrill Lynch	( 83,130)
( 18,600)	Keisei Electric Railway Co Ltd	Credit Suisse	( 44,446)
( 2,400)	Keisei Electric Railway Co Ltd	Deutsche Bank	( 3,309)
( 30,000)	Keisei Electric Railway Co Ltd	Citibank	15,165
( 37,500)	Keisei Electric Railway Co Ltd	JP Morgan	( 89,610)
( 40,200)	Keisei Electric Railway Co Ltd	HSBC	( 96,062)
( 22,000)	Kewpie Corp	Credit Suisse	18,602
( 2,900)	Kewpie Corp	JP Morgan	2,452
( 300)	Kewpie Corp	Citibank	353
( 2,700)	Keyence Corp	Citibank	36,974
( 5,400)	Keyence Corp	Credit Suisse	294,306
( 300)	Keyence Corp	Goldman Sachs	2,622
( 6,000)	Keyence Corp	JP Morgan	327,007
( 6,700)	Keyence Corp	HSBC	365,158
1,600	Kikkoman Corp	Citibank	( 7,720)
70,300	Kikkoman Corp	Credit Suisse	( 326,286)
27,600	Kikkoman Corp	HSBC	( 128,101)
8,300	Kinden Corp	Bank of America Merrill Lynch	( 1,068)
131,100	Kinden Corp	JP Morgan	( 42,172)

保有高	銘柄	取引相手	未実現純利益/(損) (米ドル)	保有高	銘柄	取引相手	未実現純利益/(損) (米ドル)
	日本(続き)				日本(続き)		
127,000	Kinden Corp	Citibank	( 43,187)	( 3,300)	Kyoritsu Maintenance Co Ltd	Citibank	2,411
87,900	Kinden Corp	Credit Suisse	( 28,275)	30,400	Kyowa Exeo Corp	Bank of America Merrill Lynch	( 13,132)
( 2,300)	Kintetsu Group Holdings Co Ltd	JP Morgan	( 5,707)	81,200	Kyowa Hakko Kirin Co Ltd	Goldman Sachs	( 32,354)
( 31,900)	Kintetsu Group Holdings Co Ltd	Citibank	29,319	178,700	Kyudenko Corp	HSBC	( 418,809)
67,100	Kirin Holdings Co Ltd	JP Morgan	5,550	39,300	Kyushu Electric Power Co Inc	Bank of America Merrill Lynch	20,227
47,800	Kirin Holdings Co Ltd	Citibank	35,804	121,800	Kyushu Electric Power Co Inc	Deutsche Bank	62,688
22,000	Kirin Holdings Co Ltd	Bank of America Merrill Lynch	24,971	17,100	Kyushu Electric Power Co Inc	JP Morgan	314
9,000	Kirin Holdings Co Ltd	Credit Suisse	744	( 130,800)	Kyushu Financial Group Inc	JP Morgan	6,011
8,400	Kirin Holdings Co Ltd	Goldman Sachs	( 995)	( 9,300)	Kyushu Financial Group Inc	Citibank	1,026
13,800	Kissei Pharmaceutical Co Ltd	JP Morgan	( 11,034)	( 190,900)	Kyushu Financial Group Inc	Bank of America Merrill Lynch	5,264
9,600	Kissei Pharmaceutical Co Ltd	Bank of America Merrill Lynch	4,588	( 53,500)	Kyushu Financial Group Inc	Credit Suisse	2,459
1,800	Kissei Pharmaceutical Co Ltd	Deutsche Bank	860	( 104,200)	Kyushu Financial Group Inc	Deutsche Bank	2,873
9,600	Kissei Pharmaceutical Co Ltd	Citibank	( 4,235)	( 52,200)	Kyushu Financial Group Inc	HSBC	2,399
4,400	Kissei Pharmaceutical Co Ltd	Credit Suisse	( 3,518)	( 68,800)	Kyushu Railway Co	Credit Suisse	139,111
( 16,600)	Kobayashi Pharmaceutical Co Ltd	Goldman Sachs	48,369	( 120,700)	Kyushu Railway Co	HSBC	244,051
( 5,100)	Kobayashi Pharmaceutical Co Ltd	JP Morgan	28,592	7,300	Lawson Inc	Bank of America Merrill Lynch	5,032
( 2,600)	Kobayashi Pharmaceutical Co Ltd	HSBC	10,556	7,700	Lawson Inc	JP Morgan	( 6,369)
( 3,500)	Kobayashi Pharmaceutical Co Ltd	Citibank	10,937	18,200	Lawson Inc	Citibank	( 10,036)
( 14,600)	Koito Manufacturing Co Ltd	HSBC	147,604	( 98,348)	LINE Corp	JP Morgan	497,739
25,500	Kokuyo Co Ltd	Citibank	( 6,093)	( 11,500)	LINE Corp	Citibank	13,229
106,600	Kokuyo Co Ltd	Goldman Sachs	( 23,799)	( 66,455)	LINE Corp	Bank of America Merrill Lynch	271,793
( 9,900)	Komatsu Ltd	Bank of America Merrill Lynch	( 2,593)	( 273,100)	LINE Corp	Credit Suisse	1,298,253
( 103,000)	Komatsu Ltd	JP Morgan	69,579	43,700	Lintec Corp	JP Morgan	( 42,172)
( 39,800)	Komatsu Ltd	Citibank	10,242	79,200	Lintec Corp	Bank of America Merrill Lynch	( 96,812)
( 78,600)	Komatsu Ltd	Credit Suisse	53,096	65,900	Lintec Corp	Citibank	( 30,889)
( 35,900)	Komatsu Ltd	Deutsche Bank	( 9,404)	38,400	Lintec Corp	Credit Suisse	( 37,057)
( 50,700)	Komatsu Ltd	HSBC	34,249	50,000	Lintec Corp	Deutsche Bank	( 61,119)
56,800	Konami Holdings Corp	Bank of America Merrill Lynch	140,949	107,700	Lintec Corp	HSBC	( 103,934)
14,700	Konami Holdings Corp	Citibank	( 5,404)	37,200	Lion Corp	JP Morgan	( 51,626)
8,200	Konami Holdings Corp	JP Morgan	14,319	36,000	Lion Corp	Credit Suisse	( 49,961)
6,000	Konami Holdings Corp	Credit Suisse	10,477	4,200	Lion Corp	Citibank	( 386)
13,700	Konami Holdings Corp	HSBC	21,683	( 15,000)	LIXIL Group Corp	Credit Suisse	4,412
19,800	Konami Holdings Corp	Goldman Sachs	( 10,580)	( 55,100)	LIXIL Group Corp	HSBC	16,205
167,700	Konica Minolta Inc	JP Morgan	( 225,028)	( 103,800)	M3 Inc	JP Morgan	( 33,390)
( 128,300)	Kubota Corp	JP Morgan	( 80,184)	( 465,400)	M3 Inc	HSBC	( 149,708)
( 17,200)	Kubota Corp	Citibank	( 7,114)	10,600	Mabuchi Motor Co Ltd	Bank of America Merrill Lynch	( 11,691)
( 136,500)	Kubota Corp	Bank of America Merrill Lynch	( 8,782)	13,700	Mabuchi Motor Co Ltd	Citibank	( 18,257)
( 17,800)	Kubota Corp	Credit Suisse	( 11,124)	20,100	Mabuchi Motor Co Ltd	JP Morgan	( 15,702)
( 40,400)	Kuraray Co Ltd	Credit Suisse	57,924	100	Mabuchi Motor Co Ltd	Credit Suisse	( 78)
( 13,000)	Kuraray Co Ltd	JP Morgan	18,639	2,400	Mabuchi Motor Co Ltd	Deutsche Bank	( 2,647)
55,300	Kurita Water Industries Ltd	Bank of America Merrill Lynch	4,066	( 86,700)	Maeda Corp	Goldman Sachs	( 9,560)
15,300	Kurita Water Industries Ltd	Citibank	7,031	( 16,800)	Makita Corp	JP Morgan	( 23,735)
35,800	Kurita Water Industries Ltd	JP Morgan	( 61,199)	( 9,500)	Makita Corp	Bank of America Merrill Lynch	( 2,619)
20,200	Kurita Water Industries Ltd	Goldman Sachs	9,268	( 12,900)	Makita Corp	Credit Suisse	( 20,748)
28,100	Kurita Water Industries Ltd	Credit Suisse	( 48,036)	( 66,500)	Makita Corp	Goldman Sachs	34,572
48,000	Kurita Water Industries Ltd	Deutsche Bank	3,529	( 20,500)	Makita Corp	Deutsche Bank	( 5,652)
( 7,000)	Kusuri no Aoki Holdings Co Ltd	Credit Suisse	45,678	( 9,300)	Makita Corp	Citibank	9,830
( 13,200)	Kusuri no Aoki Holdings Co Ltd	Citibank	55,806	( 76,400)	Makita Corp	HSBC	( 122,880)
( 52,300)	Kusuri no Aoki Holdings Co Ltd	Goldman Sachs	135,058	253,100	Marubeni Corp	Bank of America Merrill Lynch	( 52,804)
( 34,200)	Kyocera Corp	Citibank	55,007	267,900	Marubeni Corp	Citibank	( 47,767)
( 30,900)	Kyocera Corp	JP Morgan	65,603	378,900	Marubeni Corp	JP Morgan	( 234,712)
( 10,800)	Kyocera Corp	Bank of America Merrill Lynch	24,914	( 54,700)	Marui Group Co Ltd	JP Morgan	( 48,765)
( 1,000)	Kyocera Corp	HSBC	2,123	( 34,200)	Marui Group Co Ltd	Citibank	3,458
34,800	KYORIN Holdings Inc	Goldman Sachs	( 18,894)	( 87,500)	Marui Group Co Ltd	Deutsche Bank	12,867
( 20,000)	Kyoritsu Maintenance Co Ltd	Credit Suisse	40,731	( 21,700)	Marui Group Co Ltd	Goldman Sachs	( 1,461)

保有高	銘柄	取引相手	未実現純利益/損 (米ドル)
<b>日本(続き)</b>			
104,100	Matsui Securities Co Ltd	Bank of America Merrill Lynch	9,568
97,200	Matsui Securities Co Ltd	Citibank	( 27,694)
130,000	Matsui Securities Co Ltd	JP Morgan	13,143
106,700	Matsui Securities Co Ltd	Credit Suisse	10,787
41,600	Matsui Securities Co Ltd	Deutsche Bank	3,823
( 16,100)	Matsumotokiyoshi Holdings Co Ltd	Goldman Sachs	( 3,218)
87,400	Mazda Motor Corp	Bank of America Merrill Lynch	( 125,712)
26,300	Mazda Motor Corp	Citibank	( 27,435)
52,800	Mazda Motor Corp	JP Morgan	( 115,009)
200,000	Mazda Motor Corp	Credit Suisse	( 435,642)
2,000	Mazda Motor Corp	Deutsche Bank	( 2,877)
153,500	Mazda Motor Corp	HSBC	( 334,355)
( 4,400)	McDonald's Holdings Co Japan Ltd	JP Morgan	8,492
( 6,400)	McDonald's Holdings Co Japan Ltd	Credit Suisse	12,352
( 240,000)	Mebuki Financial Group Inc	Bank of America Merrill Lynch	( 11,029)
( 571,900)	Mebuki Financial Group Inc	Credit Suisse	( 21,025)
( 296,200)	Mebuki Financial Group Inc	Deutsche Bank	( 13,612)
( 1,926,200)	Mebuki Financial Group Inc	JP Morgan	( 70,813)
( 771,000)	Mebuki Financial Group Inc	Citibank	-
( 75,400)	Mebuki Financial Group Inc	HSBC	( 2,772)
126,500	Medipal Holdings Corp	JP Morgan	( 109,287)
64,200	Medipal Holdings Corp	Citibank	( 8,851)
103,900	Medipal Holdings Corp	Deutsche Bank	( 42,016)
58,600	Medipal Holdings Corp	Bank of America Merrill Lynch	( 23,697)
9,800	Medipal Holdings Corp	Credit Suisse	( 8,467)
186,000	Medipal Holdings Corp	Goldman Sachs	( 56,809)
33,100	Megmilk Snow Brand Co Ltd	Bank of America Merrill Lynch	( 10,952)
9,500	Megmilk Snow Brand Co Ltd	Citibank	( 4,191)
7,800	Megmilk Snow Brand Co Ltd	Credit Suisse	( 17,205)
13,000	Megmilk Snow Brand Co Ltd	Deutsche Bank	( 4,301)
5,800	Megmilk Snow Brand Co Ltd	JP Morgan	( 12,794)
34,200	Megmilk Snow Brand Co Ltd	Goldman Sachs	( 20,698)
5,300	MEIJI Holdings Co Ltd	Citibank	( 17,049)
3,300	MEIJI Holdings Co Ltd	Bank of America Merrill Lynch	( 11,829)
5,600	MEIJI Holdings Co Ltd	Credit Suisse	( 48,380)
13,200	MEIJI Holdings Co Ltd	Deutsche Bank	( 47,314)
6,600	MEIJI Holdings Co Ltd	Goldman Sachs	( 20,267)
2,500	MEIJI Holdings Co Ltd	HSBC	( 21,598)
( 63,200)	Mlinebea Mitsumi Inc	JP Morgan	119,075
( 48,900)	MINEBEA MITSUMI Inc	Citibank	22,022
( 20,800)	MINEBEA MITSUMI Inc	Credit Suisse	39,189
( 169,400)	MINEBEA MITSUMI Inc	HSBC	319,167
( 53,400)	Miraca Holdings Inc	Goldman Sachs	19,753
( 16,800)	Miraca Holdings Inc	Citibank	8,338
( 8,300)	Miraca Holdings Inc	Credit Suisse	21,664
( 9,300)	Miraca Holdings Inc	HSBC	24,275
( 8,000)	Miraca Holdings Inc	JP Morgan	20,881
( 6,700)	MISUMI Group Inc	Citibank	( 1,293)
( 18,300)	MISUMI Group Inc	Credit Suisse	13,960
( 8,100)	MISUMI Group Inc	Bank of America Merrill Lynch	2,159
( 18,800)	MISUMI Group Inc	Deutsche Bank	5,011
( 80,000)	MISUMI Group Inc	JP Morgan	61,027
( 64,300)	MISUMI Group Inc	Goldman Sachs	( 9,062)
286,600	Mitsubishi Chemical Holdings Corp	Bank of America Merrill Lynch	( 57,950)
287,700	Mitsubishi Chemical Holdings Corp	JP Morgan	( 93,235)

保有高	銘柄	取引相手	未実現純利益/損 (米ドル)
<b>日本(続き)</b>			
34,900	Mitsubishi Chemical Holdings Corp	Citibank	( 2,277)
117,800	Mitsubishi Chemical Holdings Corp	Credit Suisse	( 42,005)
188,400	Mitsubishi Chemical Holdings Corp	Goldman Sachs	( 12,468)
9,700	Mitsubishi Corp	Bank of America Merrill Lynch	( 5,795)
8,200	Mitsubishi Corp	Goldman Sachs	( 4,128)
102,000	Mitsubishi Electric Corp	Bank of America Merrill Lynch	( 82,496)
62,200	Mitsubishi Electric Corp	Citibank	( 14,006)
2,900	Mitsubishi Electric Corp	Credit Suisse	( 3,598)
27,700	Mitsubishi Electric Corp	HSBC	( 34,369)
67,100	Mitsubishi Estate Co Ltd	Bank of America Merrill Lynch	( 22,201)
53,200	Mitsubishi Estate Co Ltd	Credit Suisse	70,164
13,500	Mitsubishi Estate Co Ltd	JP Morgan	17,805
48,300	Mitsubishi Gas Chemical Co Inc	Citibank	( 8,434)
60,100	Mitsubishi Gas Chemical Co Inc	JP Morgan	( 81,750)
82,800	Mitsubishi Gas Chemical Co Inc	Bank of America Merrill Lynch	( 32,723)
60,200	Mitsubishi Gas Chemical Co Inc	Deutsche Bank	( 23,791)
86,500	Mitsubishi Gas Chemical Co Inc	HSBC	( 117,660)
34,500	Mitsubishi Heavy Industries Ltd	Bank of America Merrill Lynch	14,903
27,300	Mitsubishi Heavy Industries Ltd	JP Morgan	36,555
31,800	Mitsubishi Heavy Industries Ltd	Citibank	( 7,599)
39,600	Mitsubishi Heavy Industries Ltd	Credit Suisse	74,974
97,600	Mitsubishi Heavy Industries Ltd	HSBC	184,786
83,600	Mitsubishi Heavy Industries Ltd	Goldman Sachs	( 20,385)
( 232,400)	Mitsubishi Logistics Corp	Credit Suisse	301,166
( 59,300)	Mitsubishi Logistics Corp	JP Morgan	76,847
30,900	Mitsubishi Materials Corp	Bank of America Merrill Lynch	37,487
11,800	Mitsubishi Materials Corp	Citibank	976
17,600	Mitsubishi Materials Corp	JP Morgan	15,690
19,800	Mitsubishi Materials Corp	Credit Suisse	17,652
( 366,000)	Mitsubishi Motors Corp	JP Morgan	316,199
( 664,100)	Mitsubishi Motors Corp	Citibank	( 170,900)
( 174,700)	Mitsubishi Motors Corp	Bank of America Merrill Lynch	( 27,296)
( 448,200)	Mitsubishi Motors Corp	Credit Suisse	387,214
( 39,100)	Mitsubishi Motors Corp	HSBC	33,780
48,100	Mitsubishi Tanabe Pharma Corp	Bank of America Merrill Lynch	5,747
38,900	Mitsubishi Tanabe Pharma Corp	Citibank	6,793
8,600	Mitsubishi Tanabe Pharma Corp	Credit Suisse	( 8,457)
( 114,300)	Mitsubishi UFJ Financial Group Inc	HSBC	36,978
( 10,800)	Mitsubishi UFJ Lease & Finance Co Ltd	Bank of America Merrill Lynch	( 2,879)
( 6,400)	Mitsubishi UFJ Lease & Finance Co Ltd	Citibank	588
( 55,400)	Mitsubishi UFJ Lease & Finance Co Ltd	JP Morgan	( 4,583)
( 209,000)	Mitsubishi UFJ Lease & Finance Co Ltd	Credit Suisse	( 17,288)
( 49,400)	Mitsubishi UFJ Lease & Finance Co Ltd	Deutsche Bank	( 13,167)
( 393,200)	Mitsubishi UFJ Lease & Finance Co Ltd	HSBC	( 32,524)
67,500	Mitsui & Co Ltd	JP Morgan	2,482
88,800	Mitsui & Co Ltd	Bank of America Merrill Lynch	14,282
66,300	Mitsui & Co Ltd	Citibank	( 4,265)
41,500	Mitsui & Co Ltd	Credit Suisse	1,526
12,700	Mitsui & Co Ltd	HSBC	467
20,600	Mitsui Chemicals Inc	Citibank	( 4,923)
16,100	Mitsui Chemicals Inc	Bank of America Merrill Lynch	( 16,425)
6,100	Mitsui Chemicals Inc	JP Morgan	( 11,829)
7,200	Mitsui Chemicals Inc	Deutsche Bank	( 7,345)
17,100	Mitsui Chemicals Inc	Credit Suisse	( 33,161)
27,900	Mitsui Chemicals Inc	HSBC	( 54,105)

保有高	銘柄	取引相手	未実現純利益/損 (米ドル)
	日本(続き)		
( 8,800)	Mitsui Fudosan Co Ltd	Citibank	4,367
( 62,600)	Mitsui Fudosan Co Ltd	HSBC	( 51,205)
( 11,800)	Miura Co Ltd	JP Morgan	( 65,938)
( 19,500)	Miura Co Ltd	Credit Suisse	( 108,966)
( 8,300)	Miura Co Ltd	HSBC	( 46,380)
159,000	Mixi Inc	HSBC	( 109,600)
100,500	Mixi Inc	Bank of America Merrill Lynch	112,688
118,000	Mixi Inc	Citibank	( 5,423)
27,500	Mixi Inc	JP Morgan	( 18,956)
148,600	Mixi Inc	Deutsche Bank	166,621
50,500	Mixi Inc	Credit Suisse	( 34,810)
3,917,900	Mizuho Financial Group Inc	Citibank	( 140,433)
11,217,500	Mizuho Financial Group Inc	HSBC	( 1,168,198)
6,600	Mochida Pharmaceutical Co Ltd	Bank of America Merrill Lynch	2,123
19,400	Mochida Pharmaceutical Co Ltd	JP Morgan	( 42,792)
6,400	Mochida Pharmaceutical Co Ltd	Credit Suisse	( 14,117)
( 216,900)	MonotaRO Co Ltd	Citibank	( 145,524)
( 3,500)	MonotaRO Co Ltd	Credit Suisse	2,284
( 38,200)	MonotaRO Co Ltd	JP Morgan	24,927
( 609)	Mori Hills Investment Corp (Reit)	HSBC	( 6,717)
( 173)	Mori Hills Investment Corp (Reit)	Deutsche Bank	( 954)
19,800	Morinaga & Co Ltd/Japan	JP Morgan	80,980
21,800	Morinaga & Co Ltd/Japan	Citibank	8,014
4,800	Morinaga & Co Ltd/Japan	Bank of America Merrill Lynch	15,661
33,200	Morinaga & Co Ltd/Japan	Credit Suisse	135,784
21,000	Morinaga & Co Ltd/Japan	Deutsche Bank	68,517
55,000	Morinaga & Co Ltd/Japan	Goldman Sachs	( 4,629)
59,800	MS&AD Insurance Group Holdings Inc	JP Morgan	52,213
67,400	MS&AD Insurance Group Holdings Inc	Bank of America Merrill Lynch	78,671
96,500	MS&AD Insurance Group Holdings Inc	Citibank	20,399
46,300	MS&AD Insurance Group Holdings Inc	Credit Suisse	40,426
28,700	MS&AD Insurance Group Holdings Inc	Deutsche Bank	33,499
190,600	MS&AD Insurance Group Holdings Inc	HSBC	166,417
( 163,800)	Murata Manufacturing Co Ltd	JP Morgan	660,891
( 48,700)	Murata Manufacturing Co Ltd	Credit Suisse	196,492
( 34,400)	Murata Manufacturing Co Ltd	HSBC	138,795
( 22,600)	Nabtesco Corp	JP Morgan	73,737
( 31,200)	Nabtesco Corp	Credit Suisse	78,947
( 6,300)	Nabtesco Corp	Deutsche Bank	4,806
( 3,300)	Nabtesco Corp	Bank of America Merrill Lynch	2,517
( 26,300)	Nabtesco Corp	Citibank	( 14,503)
( 77,800)	Nabtesco Corp	Goldman Sachs	( 34,572)
( 30,000)	Nabtesco Corp	HSBC	91,754
18,000	Nagase & Co Ltd	Bank of America Merrill Lynch	( 7,775)
19,000	Nagase & Co Ltd	Citibank	( 175)
20,600	Nagase & Co Ltd	JP Morgan	( 19,122)
13,600	Nagoya Railroad Co Ltd	Citibank	1,875
6,400	Nagoya Railroad Co Ltd	JP Morgan	1,765
1,200	Nagoya Railroad Co Ltd	Credit Suisse	331
5,500	Nagoya Railroad Co Ltd	Deutsche Bank	354
( 16,100)	Nankai Electric Railway Co Ltd	Credit Suisse	( 7,399)
( 400)	Nankai Electric Railway Co Ltd	Deutsche Bank	( 99)
( 4,800)	Nankai Electric Railway Co Ltd	Bank of America Merrill Lynch	( 1,191)
( 11,200)	Nankai Electric Railway Co Ltd	Citibank	3,912
( 17,400)	Nankai Electric Railway Co Ltd	JP Morgan	( 7,996)

保有高	銘柄	取引相手	未実現純利益/損 (米ドル)
	日本(続き)		
5,400	NEC Corp	HSBC	( 2,383)
( 210,100)	Nexon Co Ltd	Citibank	83,032
( 63,000)	Nexon Co Ltd	JP Morgan	( 20,266)
( 35,400)	Nexon Co Ltd	Credit Suisse	( 11,387)
( 127,100)	Nexon Co Ltd	HSBC	( 40,885)
( 33,500)	NGK Insulators Ltd	Credit Suisse	32,021
( 43,200)	NGK Insulators Ltd	Deutsche Bank	32,557
( 44,000)	NGK Insulators Ltd	Citibank	21,837
( 30,500)	NGK Insulators Ltd	HSBC	29,153
( 30,800)	NGK Spark Plug Co Ltd	JP Morgan	( 1,982)
( 30,200)	NGK Spark Plug Co Ltd	HSBC	( 1,943)
( 34,100)	NGK Spark Plug Co Ltd	Goldman Sachs	( 2,602)
( 46,200)	NH Foods Ltd	Credit Suisse	40,338
( 7,700)	NH Foods Ltd	JP Morgan	6,723
112,600	NHK Spring Co Ltd	JP Morgan	( 144,883)
( 16,600)	Nichirei Corp	Goldman Sachs	16,664
( 35,800)	Nichirei Corp	HSBC	( 31,916)
( 10,800)	Nidec Corp	Citibank	86,853
( 22,700)	Nidec Corp	Credit Suisse	339,024
( 16,800)	Nidec Corp	Deutsche Bank	165,985
( 10,300)	Nidec Corp	Bank of America Merrill Lynch	101,765
( 21,700)	Nidec Corp	JP Morgan	324,089
( 10,900)	Nidec Corp	HSBC	162,791
( 2,400)	Nifco Inc/Japan	Bank of America Merrill Lynch	2,625
( 15,000)	Nifco Inc/Japan	JP Morgan	43,426
( 3,400)	Nifco Inc/Japan	Credit Suisse	9,843
( 25,900)	Nifco Inc/Japan	Citibank	19,519
( 36,100)	Nifco Inc/Japan	Deutsche Bank	39,483
10,000	Nihon Kohden Corp	Bank of America Merrill Lynch	18,382
23,300	Nihon Kohden Corp	JP Morgan	( 24,627)
58,200	Nihon Kohden Corp	Deutsche Bank	106,980
6,400	Nihon Kohden Corp	HSBC	( 6,764)
( 69,100)	Nihon M&A Center Inc	JP Morgan	93,357
( 54,300)	Nihon M&A Center Inc	Credit Suisse	73,362
( 23,400)	Nihon M&A Center Inc	Deutsche Bank	42,368
( 17,200)	Nihon M&A Center Inc	Goldman Sachs	41,352
( 25,600)	Nihon M&A Center Inc	Citibank	57,409
( 79,400)	Nihon M&A Center Inc	HSBC	107,273
7,900	Nihon Unisys Ltd	Credit Suisse	51,551
243,000	Nihon Unisys Ltd	HSBC	1,585,681
11,400	Nihon Unisys Ltd	JP Morgan	74,390
33,200	Nihon Unisys Ltd	Bank of America Merrill Lynch	62,552
182,900	Nikon Corp	Bank of America Merrill Lynch	112,626
120,400	Nikon Corp	JP Morgan	( 38,730)
154,900	Nikon Corp	Credit Suisse	( 49,828)
28,400	Nikon Corp	Deutsche Bank	17,488
11,200	Nikon Corp	Citibank	( 6,279)
97,100	Nikon Corp	HSBC	( 31,235)
( 1,300)	Nintendo Co Ltd	JP Morgan	( 18,758)
( 4,400)	Nintendo Co Ltd	HSBC	( 63,490)
( 46,500)	Nippon Electric Glass Co Ltd	Credit Suisse	88,466
( 9,600)	Nippon Electric Glass Co Ltd	Deutsche Bank	10,147
( 4,300)	Nippon Electric Glass Co Ltd	Bank of America Merrill Lynch	4,545
( 1,600)	Nippon Electric Glass Co Ltd	Citibank	1,162
( 48,500)	Nippon Electric Glass Co Ltd	JP Morgan	92,271

保有高	銘柄	取引相手	未実現純利益/損 (米ドル)
日本(続き)			
( 9,100)	Nippon Electric Glass Co Ltd	HSBC	17,313
14,800	Nippon Express Co Ltd	JP Morgan	14,963
11,600	Nippon Express Co Ltd	Bank of America Merrill Lynch	( 8,529)
7,500	Nippon Express Co Ltd	Credit Suisse	7,582
22,100	Nippon Express Co Ltd	Citibank	10,156
( 21,000)	Nippon Gas Co Ltd	Goldman Sachs	36,080
28,100	Nippon Kayaku Co Ltd	Deutsche Bank	( 1,808)
140,700	Nippon Kayaku Co Ltd	Citibank	( 7,759)
84,600	Nippon Kayaku Co Ltd	JP Morgan	13,996
20,400	Nippon Kayaku Co Ltd	Goldman Sachs	1,784
23,900	Nippon Kayaku Co Ltd	Bank of America Merrill Lynch	( 1,538)
25,700	Nippon Kayaku Co Ltd	Credit Suisse	4,252
( 6,900)	Nippon Paint Holdings Co Ltd	Citibank	( 6,976)
( 50,300)	Nippon Paint Holdings Co Ltd	Credit Suisse	( 90,148)
( 72,300)	Nippon Paint Holdings Co Ltd	Bank of America Merrill Lynch	( 209,315)
( 15,100)	Nippon Paint Holdings Co Ltd	JP Morgan	( 27,062)
( 37,000)	Nippon Paint Holdings Co Ltd	Deutsche Bank	( 107,118)
77,700	Nippon Paper Industries Co Ltd	Goldman Sachs	( 73,478)
( 11,000)	Nippon Shinyaku Co Ltd	Citibank	23,253
( 5,300)	Nippon Shinyaku Co Ltd	Credit Suisse	11,204
( 2,000)	Nippon Shinyaku Co Ltd	Bank of America Merrill Lynch	6,985
( 19,100)	Nippon Shinyaku Co Ltd	JP Morgan	40,375
( 10,000)	Nippon Shinyaku Co Ltd	Deutsche Bank	34,925
( 10,000)	Nippon Shokubai Co Ltd	Citibank	( 2,757)
( 17,900)	Nippon Shokubai Co Ltd	Credit Suisse	98,709
14,600	Nippon Steel Corp	Bank of America Merrill Lynch	( 4,227)
212,500	Nippon Steel Corp	HSBC	( 217,763)
15,500	Nippon Steel Corp	Credit Suisse	( 15,884)
41,400	Nippon Telegraph & Telephone Corp	Citibank	( 25,874)
21,300	Nippon Telegraph & Telephone Corp	Bank of America Merrill Lynch	2,349
22,800	Nippon Telegraph & Telephone Corp	JP Morgan	33,737
36,600	Nippon Telegraph & Telephone Corp	Credit Suisse	54,157
18,300	Nippon Telegraph & Telephone Corp	Deutsche Bank	2,018
197,300	Nippon Telegraph & Telephone Corp	HSBC	291,947
30,200	Nippon Television Holdings Inc	Citibank	( 10,825)
18,800	Nippon Television Holdings Inc	JP Morgan	( 3,448)
187,100	Nippon Television Holdings Inc	Goldman Sachs	( 84,771)
( 19,400)	Nipro Corp	Bank of America Merrill Lynch	5,527
( 25,800)	Nipro Corp	Citibank	7,825
( 29,100)	Nipro Corp	Credit Suisse	44,129
( 37,000)	Nipro Corp	JP Morgan	56,110
33,100	Nishi-Nippon Financial Holdings Inc	JP Morgan	( 31,638)
272,600	Nishi-Nippon Financial Holdings Inc	Bank of America Merrill Lynch	( 82,678)
72,100	Nishi-Nippon Financial Holdings Inc	Credit Suisse	( 68,916)
111,900	Nishi-Nippon Financial Holdings Inc	Citibank	( 23,654)
97,500	Nishi-Nippon Financial Holdings Inc	Deutsche Bank	( 29,571)
( 8,400)	Nishi-Nippon Railroad Co Ltd	Bank of America Merrill Lynch	540
( 24,900)	Nishi-Nippon Railroad Co Ltd	JP Morgan	47,143
( 12,700)	Nishi-Nippon Railroad Co Ltd	Citibank	117
( 38,400)	Nishi-Nippon Railroad Co Ltd	Credit Suisse	72,703
( 16,600)	Nishi-Nippon Railroad Co Ltd	Deutsche Bank	1,068
658,200	Nissan Motor Co Ltd	Citibank	( 130,061)
171,600	Nissan Motor Co Ltd	JP Morgan	( 219,379)
229,300	Nissan Motor Co Ltd	Bank of America Merrill Lynch	( 107,901)
486,900	Nissan Motor Co Ltd	Credit Suisse	( 588,204)

保有高	銘柄	取引相手	未実現純利益/損 (米ドル)
日本(続き)			
604,500	Nissan Motor Co Ltd	Goldman Sachs	( 173,035)
15,300	Nisshin Seifun Group Inc	Credit Suisse	( 1,687)
36,900	Nisshin Seifun Group Inc	Citibank	( 41,714)
203,200	Nisshin Seifun Group Inc	HSBC	( 22,411)
24,700	Nisshin Seifun Group Inc	JP Morgan	( 2,724)
45,000	Nisshin Seifun Group Inc	Goldman Sachs	( 46,755)
( 23,900)	Nisshinbo Holdings Inc	Credit Suisse	32,729
( 160,900)	Nisshinbo Holdings Inc	HSBC	220,340
( 13,900)	Nissin Foods Holdings Co Ltd	HSBC	77,928
( 3,100)	Nitori Holdings Co Ltd	Citibank	( 18,234)
( 15,100)	Nitori Holdings Co Ltd	JP Morgan	18,041
( 9,500)	Nitori Holdings Co Ltd	Credit Suisse	11,351
( 2,900)	Nitori Holdings Co Ltd	HSBC	3,465
4,200	Nitto Denko Corp	Goldman Sachs	( 4,770)
21,200	NOF Corp	HSBC	5,845
( 28,500)	NOK Corp	Credit Suisse	71,509
( 10,000)	NOK Corp	Deutsche Bank	15,900
( 11,000)	NOK Corp	Bank of America Merrill Lynch	17,490
( 28,200)	NOK Corp	Citibank	20,734
( 18,600)	NOK Corp	JP Morgan	46,669
( 31,200)	NOK Corp	HSBC	78,283
( 10,100)	Nomura Holdings Inc	JP Morgan	4,901
( 82,800)	Nomura Holdings Inc	Citibank	6,925
( 373,100)	Nomura Holdings Inc	HSBC	181,055
12,500	Nomura Real Estate Holdings Inc	Citibank	( 2,183)
33,200	Nomura Real Estate Holdings Inc	Deutsche Bank	( 8,239)
32,400	Nomura Real Estate Holdings Inc	JP Morgan	( 32,458)
14,600	Nomura Research Institute Ltd	HSBC	11,347
58,700	Nomura Research Institute Ltd	Goldman Sachs	( 52,384)
31,500	Nomura Research Institute Ltd	JP Morgan	17,371
28,500	Nomura Research Institute Ltd	Bank of America Merrill Lynch	( 5,239)
54,600	Nomura Research Institute Ltd	Citibank	( 70,254)
16,300	Nomura Research Institute Ltd	Credit Suisse	8,989
( 11,100)	NS Solutions Corp	Bank of America Merrill Lynch	( 26,525)
( 15,600)	NS Solutions Corp	JP Morgan	( 27,241)
( 9,400)	NS Solutions Corp	Credit Suisse	( 16,415)
( 22,200)	NS Solutions Corp	Citibank	( 16,323)
( 200)	NS Solutions Corp	Deutsche Bank	( 478)
( 23,400)	NS Solutions Corp	HSBC	( 40,862)
34,200	NSK Ltd	JP Morgan	( 59,407)
66,800	NSK Ltd	Credit Suisse	( 116,035)
16,700	NTN Corp	JP Morgan	( 8,135)
116,300	NTN Corp	Bank of America Merrill Lynch	( 32,067)
131,000	NTN Corp	Credit Suisse	( 63,811)
53,400	NTN Corp	Citibank	( 5,399)
207,800	NTN Corp	Deutsche Bank	( 57,295)
29,100	NTT Data Corp	Goldman Sachs	1,638
139,800	NTT DOCOMO Inc	Citibank	( 45,613)
75,400	NTT DOCOMO Inc	JP Morgan	68,259
183,600	NTT DOCOMO Inc	Bank of America Merrill Lynch	102,089
78,200	NTT DOCOMO Inc	Credit Suisse	70,794
181,400	NTT DOCOMO Inc	HSBC	164,219
179,500	Obayashi Corp	Bank of America Merrill Lynch	( 54,441)
40,200	Obayashi Corp	Citibank	( 19,582)
96,900	Obayashi Corp	JP Morgan	( 34,733)

保有高	銘柄	取引相手	未実現純利益/損 (米ドル)
<b>日本(続き)</b>			
146,900	Obayashi Corp	Credit Suisse	( 52,655)
45,000	Obayashi Corp	Deutsche Bank	( 13,648)
( 10,800)	OBIC Business Consultants Co Ltd	Credit Suisse	( 45,660)
( 3,100)	OBIC Business Consultants Co Ltd	HSBC	( 13,106)
( 2,700)	OBIC Business Consultants Co Ltd	JP Morgan	( 11,415)
( 1,400)	Obic Co Ltd	Goldman Sachs	3,940
( 3,200)	Obic Co Ltd	Credit Suisse	( 15,882)
( 22,100)	Obic Co Ltd	HSBC	( 109,682)
( 13,700)	Odakyu Electric Railway Co Ltd	Bank of America Merrill Lynch	1,511
( 114,300)	Odakyu Electric Railway Co Ltd	JP Morgan	( 44,121)
( 59,200)	Odakyu Electric Railway Co Ltd	Credit Suisse	( 22,852)
( 48,200)	Odakyu Electric Railway Co Ltd	Citibank	( 8,860)
167,400	Oji Holdings Corp	Bank of America Merrill Lynch	( 60,003)
44,000	Oji Holdings Corp	JP Morgan	( 28,712)
164,400	Oji Holdings Corp	Citibank	( 63,460)
6,800	OKUMA Corp	JP Morgan	( 50,623)
14,300	OKUMA Corp	Bank of America Merrill Lynch	( 77,542)
14,600	OKUMA Corp	Credit Suisse	( 75,375)
13,200	OKUMA Corp	Deutsche Bank	( 71,578)
9,700	OKUMA Corp	HSBC	( 72,212)
77,800	OKUMA Corp	Goldman Sachs	( 123,456)
190,200	Olympus Corp	HSBC	27,969
20,800	Omron Corp	Bank of America Merrill Lynch	( 70,732)
53,600	Omron Corp	JP Morgan	( 206,902)
19,900	Omron Corp	Credit Suisse	( 76,816)
( 24,100)	Ono Pharmaceutical Co Ltd	Bank of America Merrill Lynch	( 2,990)
( 13,700)	Ono Pharmaceutical Co Ltd	Citibank	2,203
( 27,400)	Ono Pharmaceutical Co Ltd	JP Morgan	25,434
( 52,600)	Ono Pharmaceutical Co Ltd	Credit Suisse	48,827
( 5,900)	Open House Co Ltd	JP Morgan	( 31,180)
( 30,600)	Open House Co Ltd	HSBC	( 161,711)
( 22,500)	Oracle Corp Japan	Goldman Sachs	( 3,882)
( 817,400)	Orient Corp	JP Morgan	15,025
( 1,362,300)	Orient Corp	Credit Suisse	25,041
( 1,716,400)	Orient Corp	Citibank	15,775
( 109,000)	Orient Corp	Bank of America Merrill Lynch	7,013
( 3,000)	Orient Corp	Deutsche Bank	193
( 1,178,900)	Orient Corp	HSBC	21,670
( 3,100)	Oriental Land Co Ltd/Japan	HSBC	( 26,354)
72,100	ORIX Corp	JP Morgan	( 25,843)
144,800	ORIX Corp	Bank of America Merrill Lynch	( 3,327)
76,600	ORIX Corp	Citibank	( 5,632)
77,600	ORIX Corp	Credit Suisse	( 27,815)
63,100	ORIX Corp	Deutsche Bank	( 1,450)
358,800	ORIX Corp	HSBC	( 130,071)
( 676)	Orix J Inc (Reit)	Credit Suisse	3,728
( 377)	Orix J Inc (Reit)	Citibank	9,355
( 314)	Orix J Inc (Reit)	JP Morgan	1,732
( 945)	Orix J Inc (Reit)	HSBC	5,211
45,200	Osaka Gas Co Ltd	JP Morgan	( 22,848)
13,400	Osaka Gas Co Ltd	Credit Suisse	( 6,774)
25,800	Osaka Gas Co Ltd	HSBC	( 13,042)
23,900	OSG Corp	Citibank	( 879)
27,300	OSG Corp	Bank of America Merrill Lynch	( 2,509)
46,300	OSG Corp	JP Morgan	( 29,787)

保有高	銘柄	取引相手	未実現純利益/損 (米ドル)
<b>日本(続き)</b>			
46,700	OSG Corp	Credit Suisse	( 30,045)
20,300	OSG Corp	Deutsche Bank	( 1,866)
187,800	OSG Corp	HSBC	( 120,822)
12,400	Otsuka Corp	Citibank	( 21,653)
22,600	Otsuka Corp	Credit Suisse	( 11,424)
9,100	Otsuka Holdings Co Ltd	Bank of America Merrill Lynch	( 19,989)
( 10,300)	Otsuka Holdings Co Ltd	Credit Suisse	( 22,814)
( 12,900)	Paltac Corporation	Goldman Sachs	26,927
( 34,200)	Paltac Corporation	Credit Suisse	163,448
( 7,300)	Paltac Corporation	Citibank	28,850
( 11,300)	Paltac Corporation	JP Morgan	54,005
( 7,700)	Paltac Corporation	Deutsche Bank	20,523
( 32,096)	Pan Pacific International Holdings Corp	Citibank	5,900
( 98,400)	Pan Pacific International Holdings Corp	JP Morgan	309,579
( 37,800)	Pan Pacific International Holdings Corp	Goldman Sachs	42,243
( 49,700)	Pan Pacific International Holdings Corp	Credit Suisse	149,971
71,300	Panasonic Corp	Bank of America Merrill Lynch	( 22,870)
148,500	Panasonic Corp	Citibank	( 54,320)
14,100	Panasonic Corp	JP Morgan	( 14,994)
( 93,100)	Park24 Co Ltd	Citibank	104,390
( 18,800)	Park24 Co Ltd	Bank of America Merrill Lynch	19,006
( 53,600)	Park24 Co Ltd	Deutsche Bank	54,189
( 26,800)	Park24 Co Ltd	JP Morgan	43,105
( 20,900)	Park24 Co Ltd	Credit Suisse	33,615
( 638,900)	Penta-Ocean Construction Co Ltd	Goldman Sachs	107,250
( 249,800)	Penta-Ocean Construction Co Ltd	JP Morgan	5,104
( 217,700)	Penta-Ocean Construction Co Ltd	Credit Suisse	10,004
( 254,000)	Penta-Ocean Construction Co Ltd	Citibank	44,355
( 38,600)	Penta-Ocean Construction Co Ltd	HSBC	1,774
15,800	PeptiDream Inc	Goldman Sachs	( 417)
11,000	Persol Holdings Co Ltd	Credit Suisse	26,589
41,100	Persol Holdings Co Ltd	HSBC	99,346
( 34,500)	Pigeon Corp	Goldman Sachs	116,094
( 28,100)	Pigeon Corp	Credit Suisse	98,139
( 9,400)	Pigeon Corp	Citibank	39,741
( 10,400)	Pigeon Corp	Bank of America Merrill Lynch	32,021
( 24,800)	Pigeon Corp	HSBC	68,915
6,300	Pola Orbis Holdings Inc	Bank of America Merrill Lynch	( 7,817)
59,100	Pola Orbis Holdings Inc	Citibank	( 100,487)
22,400	Pola Orbis Holdings Inc	Credit Suisse	( 28,822)
28,900	Pola Orbis Holdings Inc	JP Morgan	( 37,186)
15,800	Pola Orbis Holdings Inc	HSBC	( 20,330)
( 121,900)	Rakuten Inc	JP Morgan	73,943
( 185,800)	Rakuten Inc	Credit Suisse	112,704
( 137,700)	Rakuten Inc	Bank of America Merrill Lynch	( 31,639)
( 95,700)	Rakuten Inc	Citibank	( 23,748)
( 161,400)	Rakuten Inc	Deutsche Bank	( 37,085)
( 24,500)	Rakuten Inc	HSBC	14,861
120,800	Recruit Holdings Co Ltd	Bank of America Merrill Lynch	220,938
7,500	Recruit Holdings Co Ltd	Credit Suisse	9,719
15,600	Recruit Holdings Co Ltd	JP Morgan	20,216
7,100	Recruit Holdings Co Ltd	Citibank	( 5,351)
10,200	Recruit Holdings Co Ltd	Deutsche Bank	18,655
15,800	Recruit Holdings Co Ltd	HSBC	27,665
45,800	Recruit Holdings Co Ltd	Goldman Sachs	( 26,316)

保有高	銘柄	取引相手	未実現純利益/(損) (米ドル)
	日本(続き)		
2,400	Relo Group Inc	Deutsche Bank	1,412
22,900	Relo Group Inc	JP Morgan	( 12,207)
100,100	Renesas Electronics Corp	Goldman Sachs	30,608
( 128,300)	Resona Holdings Inc	Citibank	4,835
( 109,700)	Resona Holdings Inc	Bank of America Merrill Lynch	2,420
( 166,100)	Resona Holdings Inc	Credit Suisse	-
( 1,700)	Resona Holdings Inc	Deutsche Bank	38
( 21,600)	Resona Holdings Inc	JP Morgan	-
( 822,100)	Resona Holdings Inc	HSBC	-
( 89,800)	Resorttrust Inc	JP Morgan	( 153,511)
( 74,600)	Resorttrust Inc	Bank of America Merrill Lynch	( 104,901)
( 96,000)	Resorttrust Inc	Credit Suisse	( 164,110)
( 38,400)	Resorttrust Inc	Citibank	14,117
( 68,500)	Resorttrust Inc	Deutsche Bank	( 96,324)
( 17,900)	Resorttrust Inc	HSBC	( 30,600)
( 233,600)	Ricoh Co Ltd	Credit Suisse	126,671
( 8,000)	Rinnai Corp	JP Morgan	13,970
( 400)	Rinnai Corp	Credit Suisse	699
( 2,100)	Rinnai Corp	Bank of America Merrill Lynch	1,351
( 2,100)	Rinnai Corp	Citibank	2,702
( 3,700)	Rohm Co Ltd	Credit Suisse	21,764
( 31,600)	Rohm Co Ltd	HSBC	185,874
16,400	Rohto Pharmaceutical Co Ltd	Bank of America Merrill Lynch	( 7,536)
20,000	Rohto Pharmaceutical Co Ltd	Citibank	184
18,400	Rohto Pharmaceutical Co Ltd	Deutsche Bank	( 8,455)
25,500	Rohto Pharmaceutical Co Ltd	JP Morgan	( 11,718)
( 7,000)	Ryohin Keikaku Co Ltd	Goldman Sachs	13,524
( 1,700)	Ryohin Keikaku Co Ltd	Credit Suisse	6,317
232,500	Sankyo Co Ltd	Bank of America Merrill Lynch	( 117,527)
30,600	Sankyo Co Ltd	Citibank	( 50,623)
18,800	Sankyo Co Ltd	JP Morgan	( 59,611)
6,600	Sankyo Co Ltd	Credit Suisse	( 20,927)
82,700	Sankyo Co Ltd	HSBC	( 262,226)
16,300	Sankyu Inc	Bank of America Merrill Lynch	4,494
3,300	Sankyu Inc	Deutsche Bank	910
19,400	Sankyu Inc	Credit Suisse	65,971
1,800	Sankyu Inc	Citibank	( 4,301)
12,300	Sankyu Inc	JP Morgan	41,827
74,800	Sankyu Inc	HSBC	240,761
( 14,900)	Sanrio Co Ltd	Goldman Sachs	14,382
( 15,200)	Sanrio Co Ltd	Credit Suisse	28,242
113,700	Sanwa Holdings Corp	Bank of America Merrill Lynch	( 138,984)
51,500	Sanwa Holdings Corp	Credit Suisse	( 95,611)
177,200	Sanwa Holdings Corp	Citibank	( 146,574)
181,500	Sanwa Holdings Corp	Deutsche Bank	( 221,860)
( 10,100)	Sapporo Holdings Ltd	HSBC	( 4,920)
( 12,400)	Sawai Pharmaceutical Co Ltd	Bank of America Merrill Lynch	( 37,609)
( 50,700)	Sawai Pharmaceutical Co Ltd	Citibank	( 55,917)
( 106,200)	Sawai Pharmaceutical Co Ltd	Credit Suisse	341,620
( 37,400)	Sawai Pharmaceutical Co Ltd	JP Morgan	120,307
( 98,100)	SBI Holdings Inc/Japan	HSBC	( 8,115)
( 28,600)	SBI Holdings Inc/Japan	Citibank	( 3,417)
( 59,300)	SBI Holdings Inc/Japan	Credit Suisse	( 4,905)
( 26,900)	SBI Holdings Inc/Japan	Deutsche Bank	4,697
( 29,900)	SBI Holdings Inc/Japan	JP Morgan	( 5,358)

保有高	銘柄	取引相手	未実現純利益/(損) (米ドル)
	日本(続き)		
( 28,900)	SBI Holdings Inc/Japan	Goldman Sachs	2,433
( 99,300)	SCREEN Holdings Co Ltd	Goldman Sachs	461,739
( 12,700)	SCREEN Holdings Co Ltd	Bank of America Merrill Lynch	152,907
( 12,100)	SCREEN Holdings Co Ltd	Citibank	63,389
( 41,200)	SCREEN Holdings Co Ltd	Credit Suisse	435,458
( 132,900)	SCREEN Holdings Co Ltd	HSBC	1,399,098
( 44,200)	SCREEN Holdings Co Ltd	JP Morgan	416,141
( 4,700)	SCSK Corp	Credit Suisse	( 12,743)
17,700	Secom Co Ltd	Citibank	( 7,808)
33,700	Secom Co Ltd	Bank of America Merrill Lynch	101,901
19,200	Secom Co Ltd	JP Morgan	11,294
23,900	Secom Co Ltd	Credit Suisse	14,058
9,200	Secom Co Ltd	Goldman Sachs	( 17,927)
( 124,900)	Sega Sammy Holdings Inc	Credit Suisse	122,276
( 96,500)	Sega Sammy Holdings Inc	Deutsche Bank	70,953
( 233,900)	Sega Sammy Holdings Inc	Goldman Sachs	185,647
( 54,000)	Sega Sammy Holdings Inc	JP Morgan	49,148
( 238,000)	Sega Sammy Holdings Inc	HSBC	260,301
( 20,300)	Sega Sammy Holdings Inc	Citibank	20,336
38,900	Seibu Holdings Inc	Goldman Sachs	2,908
18,100	Seiko Epson Corp	Bank of America Merrill Lynch	( 6,987)
48,500	Seiko Epson Corp	Citibank	( 19,167)
50,000	Seiko Epson Corp	JP Morgan	( 39,520)
23,500	Seiko Epson Corp	Deutsche Bank	( 9,071)
152,800	Seino Holdings Co Ltd	Bank of America Merrill Lynch	( 32,300)
8,000	Seino Holdings Co Ltd	Citibank	1,250
159,600	Seino Holdings Co Ltd	Credit Suisse	( 74,809)
31,900	Seino Holdings Co Ltd	Goldman Sachs	( 9,543)
119,800	Sekisui Chemical Co Ltd	Citibank	( 19,819)
185,500	Sekisui Chemical Co Ltd	JP Morgan	( 207,996)
187,400	Sekisui Chemical Co Ltd	Bank of America Merrill Lynch	( 86,117)
139,800	Sekisui Chemical Co Ltd	Credit Suisse	( 156,754)
53,100	Sekisui Chemical Co Ltd	Deutsche Bank	( 24,401)
109,600	Sekisui House Ltd	Goldman Sachs	( 19,013)
( 54,000)	Seven & i Holdings Co Ltd	Goldman Sachs	45,234
( 9,600)	Seven & i Holdings Co Ltd	HSBC	1,202
( 114,100)	Seven Bank Ltd	Bank of America Merrill Lynch	5,243
( 101,700)	Seven Bank Ltd	JP Morgan	24,302
( 152,900)	Seven Bank Ltd	Goldman Sachs	11,380
( 74,000)	Seven Bank Ltd	Deutsche Bank	3,401
( 101,400)	Seven Bank Ltd	Citibank	8,387
( 24,500)	SG Holdings Co Ltd	Credit Suisse	( 6,755)
( 23,900)	SG Holdings Co Ltd	Deutsche Bank	7,468
( 123,200)	SG Holdings Co Ltd	HSBC	( 33,969)
( 8,000)	SG Holdings Co Ltd	JP Morgan	( 2,206)
( 17,900)	SG Holdings Co Ltd	Goldman Sachs	( 6,502)
( 131,500)	Sharp Corp/Japan	Credit Suisse	171,619
( 561,129)	Sharp Corp/Japan	Citibank	87,672
( 22,000)	Sharp Corp/Japan	Bank of America Merrill Lynch	16,580
( 19,700)	Sharp Corp/Japan	HSBC	25,710
( 285,000)	Sharp Corp/Japan	JP Morgan	371,950
( 67,500)	Shikoku Electric Power Co Inc	HSBC	58,315
( 15,800)	Shikoku Electric Power Co Inc	JP Morgan	13,650
( 25,400)	Shimachu Co Ltd	Goldman Sachs	8,702
204,100	Shimadzu Corp	HSBC	( 347,029)



保有高	銘柄	取引相手	未実現純利益/損 (米ドル)	保有高	銘柄	取引相手	未実現純利益/損 (米ドル)
	日本(続き)				日本(続き)		
( 4,800)	Shimamura Co Ltd	Credit Suisse	( 7,059)	( 279,700)	Softbank Corp	Bank of America Merrill Lynch	11,568
( 17,700)	Shimamura Co Ltd	JP Morgan	( 26,028)	( 80,200)	Softbank Corp	Citibank	16,216
( 10,200)	Shimamura Co Ltd	Goldman Sachs	( 16,449)	( 160,200)	Softbank Corp	Credit Suisse	( 145,764)
( 2,600)	Shimano Inc	Bank of America Merrill Lynch	( 13,143)	( 147,500)	SOFTBANK Corp	Goldman Sachs	13,128
( 2,700)	Shimano Inc	Goldman Sachs	5,928	( 18,200)	SoftBank Group Corp	Citibank	67,745
( 3,400)	Shimano Inc	Deutsche Bank	( 17,187)	( 32,700)	SoftBank Group Corp	JP Morgan	366,656
( 12,500)	Shimano Inc	Citibank	10,340	( 6,800)	SoftBank Group Corp	Goldman Sachs	3,748
( 13,700)	Shimano Inc	JP Morgan	( 118,359)	( 88,800)	SoftBank Group Corp	HSBC	995,690
( 21,400)	Shimizu Corp	Goldman Sachs	( 2,659)	5,600	Sohgo Security Services Co Ltd	Credit Suisse	18,529
( 7,600)	Shin-Etsu Chemical Co Ltd	Credit Suisse	49,593	95,400	Sohgo Security Services Co Ltd	HSBC	315,647
( 800)	Shin-Etsu Chemical Co Ltd	Bank of America Merrill Lynch	4,088	10,800	Sohgo Security Services Co Ltd	JP Morgan	35,734
( 14,400)	Shin-Etsu Chemical Co Ltd	JP Morgan	93,966	227,700	Sojitz Corp	JP Morgan	( 48,133)
( 17,700)	Shinsei Bank Ltd	JP Morgan	( 2,440)	513,000	Sojitz Corp	Bank of America Merrill Lynch	( 28,289)
( 27,400)	Shinsei Bank Ltd	Credit Suisse	( 3,777)	363,700	Sojitz Corp	Citibank	( 36,769)
37,600	Shionogi & Co Ltd	Bank of America Merrill Lynch	( 132,354)	705,500	Sojitz Corp	Goldman Sachs	( 36,017)
60,700	Shionogi & Co Ltd	Citibank	( 234,309)	21,800	Sompo Holdings Inc	Bank of America Merrill Lynch	( 19,835)
9,100	Shionogi & Co Ltd	JP Morgan	( 51,018)	84,700	Sompo Holdings Inc	Citibank	121,439
12,400	Shionogi & Co Ltd	Deutsche Bank	( 43,649)	17,100	Sompo Holdings Inc	JP Morgan	( 12,259)
55,600	Shionogi & Co Ltd	Credit Suisse	( 311,714)	35,400	Sompo Holdings Inc	Credit Suisse	( 25,378)
8,100	Shionogi & Co Ltd	Goldman Sachs	( 18,739)	136,100	Sompo Holdings Inc	HSBC	( 97,567)
3,700	Shionogi & Co Ltd	HSBC	( 20,744)	22,300	Sony Corp	Credit Suisse	( 22,750)
( 18,500)	Shiseido Co Ltd	Goldman Sachs	81,994	30,900	Sony Corp	HSBC	( 31,523)
( 21,900)	Shiseido Co Ltd	Credit Suisse	116,712	1,400	Sotetsu Holdings Inc	Citibank	( 708)
( 5,800)	Shiseido Co Ltd	JP Morgan	35,822	6,900	Sotetsu Holdings Inc	JP Morgan	1,268
115,000	Shizuoka Bank Ltd/The	Bank of America Merrill Lynch	( 12,683)	32,500	Sotetsu Holdings Inc	Bank of America Merrill Lynch	( 5,974)
156,000	Shizuoka Bank Ltd/The	Citibank	( 37,278)	3,400	Sotetsu Holdings Inc	Credit Suisse	625
13,000	Shizuoka Bank Ltd/The	JP Morgan	3,823	29,700	Sotetsu Holdings Inc	Deutsche Bank	( 5,459)
50,000	Shizuoka Bank Ltd/The	Credit Suisse	14,705	( 9,700)	Square Enix Holdings Co Ltd	Bank of America Merrill Lynch	( 16,047)
15,000	Shizuoka Bank Ltd/The	Deutsche Bank	( 1,654)	( 7,400)	Square Enix Holdings Co Ltd	HSBC	( 19,454)
20,600	Shizuoka Bank Ltd/The	Goldman Sachs	( 2,560)	( 68,400)	Square Enix Holdings Co Ltd	Goldman Sachs	( 159,224)
( 10,100)	SHO-BOND Holdings Co Ltd	HSBC	( 28,451)	( 23,100)	Stanley Electric Co Ltd	JP Morgan	74,944
( 22,900)	SHO-BOND Holdings Co Ltd	Goldman Sachs	27,711	69,900	Subaru Corp	JP Morgan	( 49,467)
( 11,000)	Shochiku Co Ltd	Goldman Sachs	26,327	39,900	Subaru Corp	Bank of America Merrill Lynch	( 19,252)
( 2,100)	Shochiku Co Ltd	Bank of America Merrill Lynch	5,018	5,900	Subaru Corp	Citibank	( 4,609)
( 2,500)	Shochiku Co Ltd	Credit Suisse	878	22,900	Subaru Corp	Credit Suisse	( 16,206)
35,700	Showa Denko KK	Goldman Sachs	( 19,336)	10,100	Sugi Holdings Co Ltd	Bank of America Merrill Lynch	( 28,312)
39,700	Showa Denko KK	Citibank	( 33,933)	8,500	Sugi Holdings Co Ltd	Citibank	( 16,796)
8,000	Showa Denko KK	HSBC	( 46,910)	14,100	Sugi Holdings Co Ltd	JP Morgan	( 60,259)
( 13,400)	SKY Perfect JSAT Holdings Inc	Deutsche Bank	( 739)	600	Sugi Holdings Co Ltd	Credit Suisse	( 2,564)
( 21,000)	SKY Perfect JSAT Holdings Inc	Credit Suisse	4,053	9,100	Sugi Holdings Co Ltd	Deutsche Bank	( 25,509)
( 64,100)	SKY Perfect JSAT Holdings Inc	JP Morgan	12,372	( 14,300)	Sumco Corp	Goldman Sachs	5,589
( 35,900)	SKY Perfect JSAT Holdings Inc	Citibank	1,980	( 83,100)	Sumco Corp	Credit Suisse	96,996
( 111,000)	SKY Perfect JSAT Holdings Inc	HSBC	21,424	( 81,500)	Sumco Corp	Citibank	35,954
54,600	Skylark Holdings Co Ltd	Bank of America Merrill Lynch	81,796	( 134,100)	Sumco Corp	Bank of America Merrill Lynch	184,872
234,200	Skylark Holdings Co Ltd	Citibank	( 94,709)	( 99,000)	Sumco Corp	JP Morgan	106,680
196,800	Skylark Holdings Co Ltd	JP Morgan	162,787	( 120,300)	Sumco Corp	HSBC	140,417
151,100	Skylark Holdings Co Ltd	Credit Suisse	124,985	282,900	Sumitomo Chemical Co Ltd	Bank of America Merrill Lynch	( 117,003)
28,400	Skylark Holdings Co Ltd	HSBC	23,492	163,000	Sumitomo Chemical Co Ltd	Citibank	( 28,464)
( 2,400)	SMC Corp/Japan	Citibank	27,352	143,700	Sumitomo Chemical Co Ltd	JP Morgan	( 66,036)
( 6,200)	SMC Corp/Japan	JP Morgan	330,500	254,500	Sumitomo Chemical Co Ltd	Credit Suisse	( 116,952)
( 1,100)	SMC Corp/Japan	Bank of America Merrill Lynch	42,866	62,000	Sumitomo Chemical Co Ltd	Deutsche Bank	( 25,642)
( 1,300)	SMC Corp/Japan	Goldman Sachs	23,195	125,900	Sumitomo Chemical Co Ltd	HSBC	( 57,856)
( 3,000)	SMC Corp/Japan	Deutsche Bank	116,906	51,700	Sumitomo Chemical Co Ltd	Goldman Sachs	( 1,880)
( 4,000)	SMC Corp/Japan	Credit Suisse	213,225	120,600	Sumitomo Corp	Citibank	( 58,191)
( 1,900)	SMC Corp/Japan	HSBC	101,282	232,500	Sumitomo Corp	Bank of America Merrill Lynch	( 41,669)

保有高	銘柄	取引相手	未実現純利益/損 (米ドル)
日本(続き)			
46,400	Sumitomo Corp	JP Morgan	22,175
75,300	Sumitomo Corp	Credit Suisse	31,355
( 49,400)	Sumitomo Dainippon Pharma Co Ltd	Credit Suisse	90,406
( 42,300)	Sumitomo Dainippon Pharma Co Ltd	Citibank	59,093
( 25,500)	Sumitomo Dainippon Pharma Co Ltd	HSBC	58,357
( 48,900)	Sumitomo Dainippon Pharma Co Ltd	Goldman Sachs	53,537
( 15,300)	Sumitomo Electric Industries Ltd	HSBC	13,992
( 29,600)	Sumitomo Electric Industries Ltd	Credit Suisse	27,069
( 44,800)	Sumitomo Electric Industries Ltd	Citibank	24,087
( 37,600)	Sumitomo Electric Industries Ltd	JP Morgan	34,384
( 42,700)	Sumitomo Forestry Co Ltd	Citibank	16,875
( 13,400)	Sumitomo Forestry Co Ltd	JP Morgan	29,188
( 45,700)	Sumitomo Forestry Co Ltd	Credit Suisse	99,544
( 71,300)	Sumitomo Forestry Co Ltd	Deutsche Bank	38,663
( 202,200)	Sumitomo Forestry Co Ltd	HSBC	440,434
9,400	Sumitomo Heavy Industries Ltd	Bank of America Merrill Lynch	( 3,024)
56,100	Sumitomo Heavy Industries Ltd	JP Morgan	( 87,652)
5,700	Sumitomo Heavy Industries Ltd	Credit Suisse	( 8,906)
16,200	Sumitomo Heavy Industries Ltd	Citibank	( 3,722)
179,100	Sumitomo Heavy Industries Ltd	Deutsche Bank	( 57,612)
134,500	Sumitomo Heavy Industries Ltd	HSBC	( 210,147)
( 85,300)	Sumitomo Metal Mining Co Ltd	Citibank	-
( 34,400)	Sumitomo Metal Mining Co Ltd	Credit Suisse	114,451
( 72,300)	Sumitomo Metal Mining Co Ltd	Goldman Sachs	42
( 57,100)	Sumitomo Metal Mining Co Ltd	JP Morgan	167,464
39,400	Sumitomo Mitsui Financial Group Inc	Credit Suisse	( 66,629)
31,500	Sumitomo Mitsui Financial Group Inc	Bank of America Merrill Lynch	( 14,475)
9,100	Sumitomo Mitsui Financial Group Inc	Citibank	( 5,353)
4,600	Sumitomo Mitsui Financial Group Inc	JP Morgan	( 7,779)
210,100	Sumitomo Mitsui Financial Group Inc	HSBC	( 355,300)
( 43,700)	Sumitomo Mitsui Trust Holdings Inc	JP Morgan	( 74,704)
( 7,800)	Sumitomo Mitsui Trust Holdings Inc	Credit Suisse	( 13,334)
19,900	Sumitomo Realty & Development Co Ltd	Bank of America Merrill Lynch	1,829
46,000	Sumitomo Realty & Development Co Ltd	Credit Suisse	( 16,911)
13,400	Sumitomo Realty & Development Co Ltd	JP Morgan	( 4,926)
8,500	Sumitomo Realty & Development Co Ltd	HSBC	( 3,125)
41,900	Sumitomo Rubber Industries Ltd	HSBC	( 44,286)
52,900	Sumitomo Rubber Industries Ltd	Bank of America Merrill Lynch	( 19,934)
8,000	Sumitomo Rubber Industries Ltd	Citibank	( 3,088)
63,800	Sumitomo Rubber Industries Ltd	JP Morgan	( 67,433)
19,100	Sumitomo Rubber Industries Ltd	Deutsche Bank	( 7,197)
21,800	Sumitomo Rubber Industries Ltd	Credit Suisse	( 23,041)
26,200	Sundrug Co Ltd	Bank of America Merrill Lynch	( 23,598)
31,500	Sundrug Co Ltd	JP Morgan	( 44,295)
48,100	Sundrug Co Ltd	Citibank	( 34,040)
18,000	Sundrug Co Ltd	Credit Suisse	( 25,311)
25,400	Sundrug Co Ltd	Deutsche Bank	( 22,878)
15,900	Sundrug Co Ltd	HSBC	( 22,358)
( 13,500)	Suntory Beverage & Food Ltd	Credit Suisse	12,408
38,500	Suzuken Co Ltd/Aichi Japan	Bank of America Merrill Lynch	99,076
42,800	Suzuken Co Ltd/Aichi Japan	Citibank	( 23,602)
28,300	Suzuken Co Ltd/Aichi Japan	JP Morgan	72,828
58,800	Suzuken Co Ltd/Aichi Japan	Credit Suisse	151,317
29,800	Suzuki Motor Corp	Citibank	11,229
( 17,100)	Sysmex Corp	Citibank	20,745

保有高	銘柄	取引相手	未実現純利益/損 (米ドル)
日本(続き)			
( 30,200)	Sysmex Corp	Bank of America Merrill Lynch	( 16,376)
( 18,100)	Sysmex Corp	HSBC	( 228,236)
( 444,800)	T&D Holdings Inc	Goldman Sachs	53,201
( 41,400)	T&D Holdings Inc	Credit Suisse	5,030
( 48,000)	Tadano Ltd	Goldman Sachs	( 8,854)
5,500	Taiheiy Cement Corp	HSBC	( 5,151)
50,500	Taiheiy Cement Corp	Goldman Sachs	( 59,810)
6,400	Taiheiy Cement Corp	Citibank	( 8,529)
20,400	Taiheiy Cement Corp	JP Morgan	( 40,311)
26,100	Taisei Corp	Citibank	( 88,755)
26,300	Taisho Pharmaceutical Holdings Co Ltd	JP Morgan	( 290,060)
11,100	Taisho Pharmaceutical Holdings Co Ltd	Citibank	( 32,646)
8,600	Taisho Pharmaceutical Holdings Co Ltd	Bank of America Merrill Lynch	( 33,987)
1,700	Taisho Pharmaceutical Holdings Co Ltd	Credit Suisse	( 18,749)
( 26,200)	Taiyo Nippon Sanso Corp	Bank of America Merrill Lynch	6,742
( 94,700)	Taiyo Nippon Sanso Corp	Citibank	73,111
( 72,500)	Taiyo Nippon Sanso Corp	Credit Suisse	( 117,274)
( 60,400)	Taiyo Nippon Sanso Corp	Deutsche Bank	15,543
( 206,400)	Taiyo Nippon Sanso Corp	JP Morgan	( 333,867)
( 28,200)	Taiyo Nippon Sanso Corp	HSBC	( 45,616)
( 22,400)	Taiyo Yuden Co Ltd	Credit Suisse	47,763
( 80,300)	Taiyo Yuden Co Ltd	Citibank	6,642
( 6,200)	Taiyo Yuden Co Ltd	Deutsche Bank	18,007
( 9,400)	Taiyo Yuden Co Ltd	JP Morgan	20,043
( 62,800)	Taiyo Yuden Co Ltd	Bank of America Merrill Lynch	182,389
( 115,500)	Taiyo Yuden Co Ltd	HSBC	246,275
( 1,100)	Takara Bio Inc	Citibank	( 819)
( 85,600)	Takara Bio Inc	Credit Suisse	58,218
( 113,300)	Takara Holdings Inc	JP Morgan	54,148
( 37,400)	Takara Holdings Inc	Citibank	56,029
( 9,400)	Takara Holdings Inc	Credit Suisse	4,492
( 3,800)	Takara Holdings Inc	Deutsche Bank	2,584
41,300	Takashimaya Co Ltd	Citibank	( 18,599)
28,500	Takashimaya Co Ltd	JP Morgan	( 14,145)
61,100	Takashimaya Co Ltd	Bank of America Merrill Lynch	( 23,585)
50,200	Takashimaya Co Ltd	Credit Suisse	( 24,914)
373,500	Takashimaya Co Ltd	HSBC	( 185,368)
( 7,500)	Takeda Pharmaceutical Co Ltd	Credit Suisse	31,019
( 23,800)	Takeda Pharmaceutical Co Ltd	HSBC	98,433
( 155,800)	Takeda Pharmaceutical Co Ltd	Citibank	330,773
( 30,200)	TDK Corp	Citibank	158,210
( 26,200)	TDK Corp	Credit Suisse	445,476
( 4,800)	TDK Corp	JP Morgan	81,614
( 11,800)	TDK Corp	Deutsche Bank	182,198
( 27,700)	TDK Corp	HSBC	470,980
90,600	Teijin Ltd	Bank of America Merrill Lynch	( 34,140)
86,900	Teijin Ltd	Citibank	( 11,181)
178,600	Teijin Ltd	JP Morgan	( 90,834)
129,100	Teijin Ltd	Credit Suisse	( 73,565)
66,700	Teijin Ltd	Deutsche Bank	( 25,134)
201,900	Teijin Ltd	Goldman Sachs	( 35,328)
( 11,800)	Terumo Corp	Citibank	3,145
( 9,600)	Terumo Corp	Deutsche Bank	( 6,441)
( 16,400)	Terumo Corp	Goldman Sachs	2,223
( 11,800)	Terumo Corp	Credit Suisse	23,751

保有高	銘柄	取引相手	未実現純利益/損 (米ドル)
<b>日本(続き)</b>			
( 7,000)	Terumo Corp	JP Morgan	14,089
( 9,800)	Terumo Corp	HSBC	19,725
( 47,300)	THK Co Ltd	Credit Suisse	151,283
( 6,400)	THK Co Ltd	Citibank	7,353
( 9,200)	THK Co Ltd	JP Morgan	29,425
29,300	TIS Inc	Credit Suisse	115,794
31,700	TIS Inc	Deutsche Bank	110,712
32,000	TIS Inc	Bank of America Merrill Lynch	111,760
8,700	TIS Inc	Citibank	3,998
19,400	TIS Inc	Goldman Sachs	( 3,815)
5,300	TIS Inc	HSBC	20,946
6,000	TIS Inc	JP Morgan	23,712
64,500	Tobu Railway Co Ltd	Goldman Sachs	( 31,384)
( 108,300)	Toda Corp	Goldman Sachs	6,136
( 32,400)	Toho Co Ltd/Tokyo	HSBC	( 41,689)
( 5,600)	Toho Co Ltd/Tokyo	Citibank	( 3,860)
( 10,600)	Toho Co Ltd/Tokyo	JP Morgan	( 13,639)
( 21,400)	Toho Co Ltd/Tokyo	Deutsche Bank	( 3,934)
( 12,000)	Toho Co Ltd/Tokyo	Credit Suisse	( 15,440)
( 4,200)	Toho Gas Co Ltd	HSBC	( 115)
( 5,000)	Toho Gas Co Ltd	Citibank	( 1,838)
( 5,900)	Toho Gas Co Ltd	Deutsche Bank	2,169
( 25,100)	Toho Gas Co Ltd	Goldman Sachs	9,032
37,100	Tohoku Electric Power Co Inc	Credit Suisse	( 29,324)
22,900	Tohoku Electric Power Co Inc	Deutsche Bank	( 7,577)
21,900	Tohoku Electric Power Co Inc	Bank of America Merrill Lynch	( 7,246)
107,600	Tohoku Electric Power Co Inc	HSBC	( 85,048)
241,400	Tokai Rika Co Ltd	Bank of America Merrill Lynch	( 204,116)
4,100	Tokai Rika Co Ltd	JP Morgan	( 4,936)
38,000	Tokai Rika Co Ltd	Goldman Sachs	( 17,227)
35,900	Tokio Marine Holdings Inc	Citibank	5,609
45,800	Tokio Marine Holdings Inc	Bank of America Merrill Lynch	( 39,989)
18,600	Tokio Marine Holdings Inc	JP Morgan	( 21,027)
1,000	Tokio Marine Holdings Inc	Deutsche Bank	( 873)
42,300	Tokio Marine Holdings Inc	Credit Suisse	( 47,819)
114,000	Tokio Marine Holdings Inc	HSBC	( 128,873)
10,700	Tokuyama Corp	Credit Suisse	( 18,432)
111,700	Tokuyama Corp	Goldman Sachs	( 135,532)
( 49,000)	Tokyo Broadcasting System Holdings Inc	Credit Suisse	95,924
( 9,000)	Tokyo Broadcasting System Holdings Inc	Deutsche Bank	( 6,286)
( 50,700)	Tokyo Broadcasting System Holdings Inc	JP Morgan	99,252
( 3,100)	Tokyo Century Corp	JP Morgan	16,240
( 2,100)	Tokyo Century Corp	Citibank	7,045
( 6,200)	Tokyo Century Corp	Goldman Sachs	12,803
( 1,600)	Tokyo Century Corp	Bank of America Merrill Lynch	3,088
( 5,600)	Tokyo Century Corp	Credit Suisse	29,337
( 300)	Tokyo Century Corp	Deutsche Bank	579
( 10,800)	Tokyo Century Corp	HSBC	56,578
( 69,600)	Tokyo Electric Power Co Holdings Inc	Goldman Sachs	15,580
7,200	Tokyo Electron Ltd	Bank of America Merrill Lynch	( 125,730)
700	Tokyo Electron Ltd	Citibank	( 3,185)
55,500	Tokyo Gas Co Ltd	Deutsche Bank	7,906
7,900	Tokyo Gas Co Ltd	Bank of America Merrill Lynch	1,125
20,700	Tokyo Gas Co Ltd	HSBC	( 1,617)
7,600	Tokyo Gas Co Ltd	JP Morgan	( 594)

保有高	銘柄	取引相手	未実現純利益/損 (米ドル)
<b>日本(続き)</b>			
( 17,700)	Tokyo Tatemono Co Ltd	Credit Suisse	6,182
( 46,800)	Tokyo Tatemono Co Ltd	HSBC	16,345
( 6,500)	Tokyu Corp	Bank of America Merrill Lynch	( 717)
( 44,900)	Tokyu Corp	JP Morgan	( 62,312)
( 47,800)	Tokyu Corp	Credit Suisse	( 66,337)
( 33,700)	Tokyu Corp	Citibank	14,248
( 73,000)	Tokyu Corp	Deutsche Bank	( 8,051)
( 124,300)	Tokyu Corp	HSBC	( 172,504)
( 94,800)	Tokyu Fudosan Holdings Corp	Credit Suisse	( 6,970)
( 867,700)	Tokyu Fudosan Holdings Corp	HSBC	( 63,799)
585,400	Toppan Printing Co Ltd	Bank of America Merrill Lynch	( 1,215,940)
20,800	Toppan Printing Co Ltd	JP Morgan	( 24,460)
( 589,700)	Toray Industries Inc	Credit Suisse	( 89,968)
( 163,100)	Toray Industries Inc	Citibank	( 12,292)
( 62,900)	Toray Industries Inc	JP Morgan	( 9,596)
24,400	Toshiba Corp	Bank of America Merrill Lynch	( 38,123)
10,400	Toshiba Corp	Citibank	( 6,691)
85,100	Toshiba Corp	Credit Suisse	( 172,069)
90,000	Toshiba Corp	HSBC	( 181,977)
124,900	Tosoh Corp	JP Morgan	( 331,750)
80,500	Tosoh Corp	Bank of America Merrill Lynch	( 98,401)
172,600	Tosoh Corp	Deutsche Bank	( 210,981)
86,900	Tosoh Corp	Credit Suisse	( 230,818)
22,000	Tosoh Corp	Citibank	( 13,345)
123,700	Tosoh Corp	HSBC	( 328,563)
( 6,400)	TOTO Ltd	Credit Suisse	8,823
( 139,300)	TOTO Ltd	HSBC	192,041
( 4,100)	TOTO Ltd	JP Morgan	5,652
( 10,900)	Toyo Seikan Group Holdings Ltd	JP Morgan	9,517
( 24,800)	Toyo Seikan Group Holdings Ltd	Credit Suisse	21,653
( 62,000)	Toyo Seikan Group Holdings Ltd	Citibank	66,100
29,100	Toyo Suisan Kaisha Ltd	Bank of America Merrill Lynch	( 17,384)
41,100	Toyo Suisan Kaisha Ltd	Citibank	( 45,329)
27,000	Toyo Suisan Kaisha Ltd	JP Morgan	23,574
16,100	Toyo Suisan Kaisha Ltd	Credit Suisse	14,057
6,400	Toyo Suisan Kaisha Ltd	Deutsche Bank	( 3,823)
( 64,400)	Toyo Tire Corp	Credit Suisse	( 97,427)
( 84,700)	Toyo Tire Corp	Citibank	( 23,354)
( 72,500)	Toyo Tire Corp	JP Morgan	( 96,618)
( 215,900)	Toyo Tire Corp	Goldman Sachs	( 59,959)
( 63,000)	Toyo Tire Corp	HSBC	( 83,958)
( 20,200)	Toyoda Gosei Co Ltd	Citibank	20,608
( 17,000)	Toyoda Gosei Co Ltd	Deutsche Bank	23,593
( 4,900)	Toyoda Gosei Co Ltd	JP Morgan	11,664
50,800	Toyota Boshoku Corp	Bank of America Merrill Lynch	( 55,093)
151,500	Toyota Boshoku Corp	Citibank	( 107,215)
27,600	Toyota Boshoku Corp	JP Morgan	( 39,572)
65,700	Toyota Boshoku Corp	Credit Suisse	( 94,198)
130,300	Toyota Boshoku Corp	Deutsche Bank	( 141,312)
( 19,200)	Toyota Industries Corp	Bank of America Merrill Lynch	22,940
( 57,200)	Toyota Industries Corp	Citibank	5,257
( 46,700)	Toyota Industries Corp	Credit Suisse	141,639
( 45,000)	Toyota Industries Corp	Deutsche Bank	53,766
( 61,100)	Toyota Industries Corp	JP Morgan	185,313
( 24,000)	Toyota Industries Corp	HSBC	72,791

保有高	銘柄	取引相手	未実現純利益/損 (米ドル)	保有高	銘柄	取引相手	未実現純利益/損 (米ドル)
	日本(続き)				日本(続き)		
14,200	Toyota Motor Corp	Credit Suisse	( 22,583)	1,600	Wacoal Holdings Corp	JP Morgan	956
14,300	Toyota Motor Corp	JP Morgan	( 14,303)	2,500	Wacoal Holdings Corp	Citibank	( 161)
28,200	Toyota Motor Corp	Goldman Sachs	( 34,531)	2,600	Wacoal Holdings Corp	Bank of America Merrill Lynch	1,888
10,400	Toyota Tsusho Corp	Bank of America Merrill Lynch	( 19,117)	1,300	Wacoal Holdings Corp	Credit Suisse	777
14,600	Toyota Tsusho Corp	Citibank	( 16,773)	36,800	Wacoal Holdings Corp	Goldman Sachs	( 20,033)
3,300	Toyota Tsusho Corp	JP Morgan	( 6,521)	( 56,700)	Welcia Holdings Co Ltd	JP Morgan	273,586
16,400	Trend Micro Inc/Japan	Bank of America Merrill Lynch	( 42,958)	( 6,400)	Welcia Holdings Co Ltd	Credit Suisse	30,881
31,700	Trend Micro Inc/Japan	Citibank	( 45,159)	( 21,500)	Welcia Holdings Co Ltd	HSBC	38,638
4,800	Trend Micro Inc/Japan	Deutsche Bank	( 12,573)	( 70,600)	Welcia Holdings Co Ltd	Goldman Sachs	( 10,431)
6,600	Trend Micro Inc/Japan	JP Morgan	( 28,206)	27,000	West Japan Railway Co	Bank of America Merrill Lynch	24,815
1,700	TS Tech Co Ltd	Citibank	( 2,281)	26,200	West Japan Railway Co	Citibank	( 9,150)
34,800	TS Tech Co Ltd	JP Morgan	( 109,705)	6,700	West Japan Railway Co	JP Morgan	11,633
10,100	TS Tech Co Ltd	Bank of America Merrill Lynch	( 22,186)	5,500	West Japan Railway Co	Deutsche Bank	5,055
34,700	TS Tech Co Ltd	Credit Suisse	( 109,389)	20,900	West Japan Railway Co	Credit Suisse	27,853
17,900	TS Tech Co Ltd	Deutsche Bank	( 39,319)	4,300	West Japan Railway Co	HSBC	5,730
( 39,100)	Tsumura & Co	JP Morgan	125,775	11,300	West Japan Railway Co	Goldman Sachs	( 7,761)
( 83,500)	Tsumura & Co	Citibank	42,209	( 412,682)	Yahoo Japan Corp	JP Morgan	( 15,171)
( 10,600)	Tsumura & Co	Deutsche Bank	7,307	( 215,800)	Yahoo Japan Corp	Citibank	( 17,850)
( 1,400)	Tsuruha Holdings Inc	Citibank	1,544	( 85,100)	Yahoo Japan Corp	Credit Suisse	( 3,129)
( 18,600)	Tsuruha Holdings Inc	Bank of America Merrill Lynch	54,703	( 299,800)	Yahoo Japan Corp	HSBC	( 11,022)
( 1,100)	Tsuruha Holdings Inc	Credit Suisse	4,651	( 23,800)	Yakult Honsha Co Ltd	JP Morgan	242,801
( 4,800)	Tsuruha Holdings Inc	Deutsche Bank	14,117	( 10,100)	Yakult Honsha Co Ltd	Bank of America Merrill Lynch	62,194
( 10,600)	Tsuruha Holdings Inc	JP Morgan	44,814	( 4,900)	Yakult Honsha Co Ltd	Credit Suisse	49,989
( 8,700)	Tsuruha Holdings Inc	HSBC	36,781	83,900	Yamaguchi Financial Group Inc	Credit Suisse	16,193
( 5,900)	TV Asahi Holdings Corp	Citibank	3,904	108,000	Yamaguchi Financial Group Inc	Deutsche Bank	( 27,793)
( 22,100)	TV Asahi Holdings Corp	Credit Suisse	23,968	( 23,300)	Yamaha Corp	Goldman Sachs	49,920
( 32,600)	TV Asahi Holdings Corp	JP Morgan	35,355	( 34,900)	Yamaha Motor Co Ltd	JP Morgan	27,906
( 12,500)	TV Asahi Holdings Corp	HSBC	13,556	( 21,500)	Yamaha Motor Co Ltd	Credit Suisse	17,191
26,500	Ube Industries Ltd	JP Morgan	( 33,367)	( 29,000)	Yamaha Motor Co Ltd	Deutsche Bank	11,194
18,300	Ube Industries Ltd	Bank of America Merrill Lynch	( 16,819)	( 24,500)	Yamaha Motor Co Ltd	Citibank	11,484
12,600	Ube Industries Ltd	Citibank	( 6,253)	( 10,000)	Yamaha Motor Co Ltd	HSBC	7,996
24,700	Ube Industries Ltd	Credit Suisse	( 31,101)	3,100	Yamato Holdings Co Ltd	Bank of America Merrill Lynch	( 2,963)
7,400	Ube Industries Ltd	Deutsche Bank	( 6,801)	10,200	Yamato Holdings Co Ltd	Citibank	( 3,281)
38,900	Ube Industries Ltd	Goldman Sachs	( 7,169)	14,300	Yamato Holdings Co Ltd	HSBC	( 24,051)
9,500	Ube Industries Ltd	HSBC	( 11,962)	69,500	Yamazaki Baking Co Ltd	JP Morgan	( 48,546)
( 67,700)	Ulvac Inc	Goldman Sachs	93,517	20,600	Yamazaki Baking Co Ltd	Citibank	( 17,418)
( 8,300)	Ulvac Inc	Citibank	22,122	( 101,900)	Yaskawa Electric Corp	JP Morgan	613,432
( 25,800)	Ulvac Inc	Credit Suisse	98,405	( 42,400)	Yaskawa Electric Corp	Credit Suisse	232,219
( 69,100)	Ulvac Inc	HSBC	263,605	( 59,900)	Yaskawa Electric Corp	Goldman Sachs	124,253
( 33,300)	Ulvac Inc	JP Morgan	127,012	( 49,100)	Yaskawa Electric Corp	Citibank	112,817
( 6,400)	Unicharm Corp	JP Morgan	16,411	106,300	Yokogawa Electric Corp	JP Morgan	( 86,951)
( 25,100)	Unicharm Corp	Citibank	27,221	127,700	Yokogawa Electric Corp	Bank of America Merrill Lynch	31,689
( 28,200)	Unicharm Corp	Credit Suisse	72,311	39,500	Yokogawa Electric Corp	Citibank	( 6,172)
( 62,600)	Unicharm Corp	Deutsche Bank	53,507	30,200	Yokogawa Electric Corp	Credit Suisse	( 24,703)
( 160,900)	Unicharm Corp	HSBC	412,583	20,900	Yokogawa Electric Corp	Deutsche Bank	5,186
( 656)	United Urban Investment Corp (Reit)	Deutsche Bank	9,044	19,200	Yokohama Rubber Co Ltd/The	Goldman Sachs	( 12,310)
( 15,200)	Universal Entertainment Corp	Citibank	2,095	15,200	Yokohama Rubber Co Ltd/The	HSBC	( 24,727)
41,800	Ushio Inc	Bank of America Merrill Lynch	( 34,576)	14,700	Yokohama Rubber Co Ltd/The	Citibank	( 13,646)
11,900	Ushio Inc	Deutsche Bank	( 9,843)	13,600	Yokohama Rubber Co Ltd/The	JP Morgan	( 22,124)
18,100	Ushio Inc	JP Morgan	12,476	23,700	Yokohama Rubber Co Ltd/The	Bank of America Merrill Lynch	( 30,713)
45,500	Ushio Inc	HSBC	31,363	4,300	Yokohama Rubber Co Ltd/The	Deutsche Bank	( 5,572)
( 58,700)	USS Co Ltd	Credit Suisse	( 5,934)	600	Zenkoku Hosho Co Ltd	Deutsche Bank	2,095
( 105,000)	USS Co Ltd	Citibank	( 10,615)	1,000	Zenkoku Hosho Co Ltd	Bank of America Merrill Lynch	3,492
( 46,200)	USS Co Ltd	Deutsche Bank	( 24,628)	15,300	Zenkoku Hosho Co Ltd	Citibank	39,373
( 77,700)	USS Co Ltd	JP Morgan	( 7,855)	21,200	Zenkoku Hosho Co Ltd	HSBC	91,577

保有高	銘柄	取引相手	未実現純利益/(損) (米ドル)	保有高	銘柄	取引相手	未実現純利益/(損) (米ドル)
<b>日本(続き)</b>				<b>オランダ(続き)</b>			
37,000	Zensho Holdings Co Ltd	Bank of America Merrill Lynch	( 20,063)	( 11,670)	Boskalis Westminster	Citibank	11,069
17,000	Zensho Holdings Co Ltd	Citibank	( 12,656)	( 235,679)	Boskalis Westminster	Bank of America Merrill Lynch	478,628
50,000	Zensho Holdings Co Ltd	Credit Suisse	( 124,994)	( 98,030)	Boskalis Westminster	JP Morgan	379,572
19,100	Zensho Holdings Co Ltd	JP Morgan	( 47,748)	( 106,914)	Boskalis Westminster	Credit Suisse	413,971
137,800	Zeon Corp	Bank of America Merrill Lynch	( 55,725)	( 47,524)	Boskalis Westminster	Deutsche Bank	96,514
134,100	Zeon Corp	Citibank	( 48,067)	( 28,962)	Galapagos NV	JP Morgan	64,634
81,200	Zeon Corp	Goldman Sachs	( 19,291)	( 1,476)	Galapagos NV	Deutsche Bank	( 1,071)
( 102,700)	ZOZO Inc	JP Morgan	382,276	( 14,650)	Galapagos NV	HSBC	32,694
( 26,100)	ZOZO Inc	Citibank	( 10,555)	( 6,330)	Galapagos NV	Bank of America Merrill Lynch	( 4,591)
( 330,100)	ZOZO Inc	Credit Suisse	1,228,717	( 304)	Gemalto NV	Citibank	17
( 10,400)	ZOZO Inc	Goldman Sachs	( 4,436)	( 3,556)	Gemalto NV	Bank of America Merrill Lynch	198
( 112,100)	ZOZO Inc	HSBC	417,265	( 9)	Gemalto NV	HSBC	-
			11,426,977	29,392	Heineken Holding NV	Bank of America Merrill Lynch	( 81,993)
<b>オランダ</b>				37,557	Heineken Holding NV	HSBC	( 92,198)
50,454	Aalberts NV	Bank of America Merrill Lynch	( 118,228)	4,318	Heineken Holding NV	Citibank	( 14,696)
29,374	Aalberts NV	Credit Suisse	( 127,830)	16,641	Heineken NV	HSBC	( 49,393)
13,262	Aalberts NV	HSBC	( 57,714)	34,949	Heineken NV	Bank of America Merrill Lynch	( 131,033)
36,511	ABN AMRO Group NV '144A'	JP Morgan	( 24,129)	9,705	Heineken NV	Credit Suisse	( 28,806)
91,880	ABN AMRO Group NV '144A'	Goldman Sachs	( 11,258)	13,803	Heineken NV	Citibank	( 57,912)
68,949	ABN AMRO Group NV '144A'	HSBC	( 63,857)	28,381	Heineken NV	JP Morgan	( 79,270)
54,958	ABN AMRO Group NV '144A'	Citibank	1,227	6,430	Heineken NV	Goldman Sachs	( 26,876)
8,321	ABN AMRO Group NV '144A'	Credit Suisse	( 7,707)	( 41,776)	IMCD NV	Bank of America Merrill Lynch	114,209
26,291	ABN AMRO Group NV '144A'	Bank of America Merrill Lynch	( 13,202)	( 37,795)	IMCD NV	Credit Suisse	( 40,065)
( 970)	Adyen NV '144A'	JP Morgan	( 52,603)	( 7,583)	IMCD NV	Deutsche Bank	20,731
( 1,716)	Adyen NV '144A'	Credit Suisse	( 98,462)	370,973	ING Groep NV	HSBC	( 457,829)
( 1,116)	Adyen NV '144A'	Citibank	( 10,709)	( 71,987)	Koninklijke Ahold Delhaize NV	Goldman Sachs	39,965
( 2,053)	Adyen NV '144A'	HSBC	( 111,335)	35,932	Koninklijke DSM NV	Bank of America Merrill Lynch	( 30,071)
( 483)	Adyen NV '144A'	Bank of America Merrill Lynch	( 29,104)	17,860	Koninklijke DSM NV	Citibank	( 22,918)
( 668,944)	Aegon NV	HSBC	280,662	13,300	Koninklijke DSM NV	Credit Suisse	( 3,125)
18,634	Akzo Nobel NV	Citibank	( 43,665)	11,906	Koninklijke DSM NV	JP Morgan	4,159
10,000	Akzo Nobel NV	Goldman Sachs	( 12,463)	17,161	Koninklijke DSM NV	HSBC	( 5,745)
11,535	Akzo Nobel NV	Bank of America Merrill Lynch	( 2,188)	2,620	Koninklijke DSM NV	Goldman Sachs	( 10,315)
56,663	Akzo Nobel NV	Credit Suisse	111,280	272,179	Koninklijke KPN NV	Credit Suisse	2,430
4,605	Akzo Nobel NV	HSBC	9,044	194,982	Koninklijke KPN NV	Citibank	1,958
50,827	Akzo Nobel NV	JP Morgan	69,517	80,012	Koninklijke KPN NV	HSBC	714
12,034	Aperam SA	Credit Suisse	( 55,055)	131,326	Koninklijke KPN NV	JP Morgan	1,172
400,525	Aperam SA	HSBC	( 1,832,395)	39,804	Koninklijke Philips NV	Citibank	( 39,085)
( 122,550)	ArcelorMittal	Goldman Sachs	137,485	43,068	Koninklijke Philips NV	JP Morgan	( 85,782)
22,903	ASM International NV	Citibank	( 73,091)	108,491	Koninklijke Philips NV	Credit Suisse	( 216,091)
37,423	ASM International NV	JP Morgan	( 255,562)	92,569	Koninklijke Philips NV	HSBC	( 184,378)
14,723	ASM International NV	Bank of America Merrill Lynch	( 84,772)	( 6,888)	Koninklijke Vopak NV	Credit Suisse	10,376
16,886	ASM International NV	Credit Suisse	( 115,314)	( 144,900)	Koninklijke Vopak NV	Bank of America Merrill Lynch	108,330
770	ASM International NV	Deutsche Bank	( 4,433)	( 16,074)	Koninklijke Vopak NV	Citibank	25,290
31,593	ASM International NV	HSBC	( 215,749)	( 67,536)	Koninklijke Vopak NV	JP Morgan	101,736
( 5,030)	ASML Holding NV	Goldman Sachs	7,921	( 47,110)	Koninklijke Vopak NV	HSBC	70,966
1,362	ASR Nederland NV	Bank of America Merrill Lynch	( 3,283)	41,104	NN Group NV	Citibank	( 121,086)
75,560	ASR Nederland NV	Citibank	( 190,549)	25,110	NN Group NV	Credit Suisse	( 88,646)
60,219	ASR Nederland NV	JP Morgan	( 202,258)	80,040	NN Group NV	Goldman Sachs	( 193,686)
44,859	ASR Nederland NV	Credit Suisse	( 150,668)	( 108,387)	OCI NV	JP Morgan	420,037
150,506	ASR Nederland NV	HSBC	( 505,506)	( 34,010)	OCI NV	Goldman Sachs	99,192
85,363	BE Semiconductor Industries NV	Credit Suisse	( 364,816)	( 9,000)	OCI NV	Bank of America Merrill Lynch	28,220
84,214	BE Semiconductor Industries NV	Citibank	( 149,413)	( 62,141)	OCI NV	Credit Suisse	246,157
64,390	BE Semiconductor Industries NV	JP Morgan	( 275,184)	43,705	Randstad NV	HSBC	( 169,226)
679	BE Semiconductor Industries NV	Bank of America Merrill Lynch	( 2,394)	44,116	SBM Offshore NV	Citibank	( 54,888)
52,616	BE Semiconductor Industries NV	HSBC	( 224,865)	39,656	SBM Offshore NV	Credit Suisse	( 47,126)

保有高	銘柄	取引相手	未実現純利益/損 (米ドル)
<b>オランダ(続き)</b>			
94,009	Signify NV '144A'	HSBC	( 219,241)
98,037	Signify NV '144A'	Bank of America Merrill Lynch	( 208,944)
148,684	Signify NV '144A'	Citibank	( 122,773)
87,366	Signify NV '144A'	JP Morgan	( 203,749)
40,707	Signify NV '144A'	Credit Suisse	( 94,934)
( 22,472)	Unibail-Rodamco-Westfield (Reit)	JP Morgan	348,548
( 1,660)	Unibail-Rodamco-Westfield (Reit)	Bank of America Merrill Lynch	16,671
( 24,335)	Unibail-Rodamco-Westfield (Reit)	HSBC	377,443
16,891	Unilever NV	JP Morgan	13,098
18,740	Unilever NV	Goldman Sachs	( 5,315)
23,628	Unilever NV	Bank of America Merrill Lynch	13,710
27,272	Unilever NV	Citibank	( 17,955)
24,288	Unilever NV	HSBC	8,402
14,863	Wolters Kluwer NV	Bank of America Merrill Lynch	21,560
20,144	Wolters Kluwer NV	Citibank	( 22,478)
25,734	Wolters Kluwer NV	JP Morgan	7,466
11,147	Wolters Kluwer NV	Credit Suisse	3,234
36,602	Wolters Kluwer NV	Deutsche Bank	53,095
51,033	Wolters Kluwer NV	HSBC	14,806
			( 4,454,943)
<b>ニュージーランド</b>			
36,490	a2 Milk Co Ltd	Bank of America Merrill Lynch	( 11,890)
43,181	a2 Milk Co Ltd	Credit Suisse	( 1,127)
201,290	a2 Milk Co Ltd	HSBC	( 42,489)
302,560	Contact Energy Ltd	Goldman Sachs	8,810
103,800	Contact Energy Ltd	Credit Suisse	8,999
95,690	Contact Energy Ltd	HSBC	8,876
			( 28,821)
<b>ノルウェー</b>			
( 16,639)	Aker ASA 'A'	Bank of America Merrill Lynch	37,949
( 7,330)	Aker ASA 'A'	Goldman Sachs	29,196
51,870	Aker BP ASA	Credit Suisse	( 136,284)
72,050	Aker BP ASA	Goldman Sachs	( 198,313)
83,762	Austevoll Seafood ASA	HSBC	( 82,147)
19,550	Austevoll Seafood ASA	Bank of America Merrill Lynch	( 2,341)
18,175	Austevoll Seafood ASA	Citibank	( 7,461)
20,225	Austevoll Seafood ASA	Deutsche Bank	( 2,422)
145,930	DNB ASA	Citibank	( 95,688)
47,624	DNB ASA	JP Morgan	( 38,016)
51,888	DNB ASA	Credit Suisse	( 41,420)
33,418	DNB ASA	Bank of America Merrill Lynch	( 17,149)
192,013	DNB ASA	HSBC	( 146,366)
124,540	Equinor ASA	Citibank	( 221,553)
405,410	Equinor ASA	JP Morgan	( 834,481)
202,304	Equinor ASA	Bank of America Merrill Lynch	( 350,666)
314,998	Equinor ASA	Credit Suisse	( 648,381)
198,799	Equinor ASA	HSBC	( 403,074)
( 56,399)	Gjensidige Forsikring ASA	Bank of America Merrill Lynch	3,216
( 47,463)	Gjensidige Forsikring ASA	JP Morgan	( 8,660)
( 272,230)	Gjensidige Forsikring ASA	HSBC	( 49,671)
( 150,018)	Leroy Seafood Group ASA	Bank of America Merrill Lynch	( 12,317)
( 302,545)	Leroy Seafood Group ASA	Goldman Sachs	39,660
( 292,016)	Leroy Seafood Group ASA	HSBC	111,224
( 45,124)	Leroy Seafood Group ASA	Credit Suisse	17,187
( 61,126)	Leroy Seafood Group ASA	JP Morgan	19,446

保有高	銘柄	取引相手	未実現純利益/損 (米ドル)
<b>ノルウェー(続き)</b>			
( 60,220)	Mowi ASA	Goldman Sachs	17,350
( 192,631)	Mowi ASA	Bank of America Merrill Lynch	( 35,147)
( 112,242)	Mowi ASA	Citibank	30,719
( 32,698)	Mowi ASA	JP Morgan	( 40,457)
( 225,064)	Mowi ASA	HSBC	( 278,472)
( 55,805)	Mowi ASA	Credit Suisse	( 69,047)
( 477,597)	Norsk Hydro ASA	Credit Suisse	135,070
( 402,861)	Norsk Hydro ASA	Citibank	155,740
( 529,261)	Norsk Hydro ASA	HSBC	149,681
( 347,064)	Norsk Hydro ASA	JP Morgan	98,154
117,393	Orkla ASA	Bank of America Merrill Lynch	2,410
183,112	Orkla ASA	Citibank	( 5,429)
296,312	Orkla ASA	JP Morgan	85,828
236,110	Orkla ASA	Goldman Sachs	7,083
386,699	Orkla ASA	HSBC	75,940
45,844	Salmar ASA	Citibank	77,896
82,086	Schibsted ASA 'A'	Goldman Sachs	72,287
15,079	Schibsted ASA 'A'	HSBC	172
21,830	Schibsted ASA 'A'	Citibank	8,215
12,066	Schibsted ASA 'A'	JP Morgan	138
22,116	Schibsted ASA 'A'	Credit Suisse	1,627
32,654	Schibsted ASA 'B'	Goldman Sachs	29,310
43,242	SpareBank 1 SR-Bank ASA	Credit Suisse	6,904
11,077	SpareBank 1 SR-Bank ASA	Citibank	( 2,653)
145,454	SpareBank 1 SR-Bank ASA	HSBC	23,222
642,766	SpareBank 1 SR-Bank ASA	JP Morgan	102,619
17,153	Subsea 7 SA	Citibank	( 25,977)
33,745	Subsea 7 SA	JP Morgan	( 33,210)
76,803	Telenor ASA	Bank of America Merrill Lynch	74,446
153,836	Telenor ASA	Citibank	7,894
102,858	Telenor ASA	JP Morgan	66,859
104,699	Telenor ASA	Credit Suisse	68,055
218,920	Telenor ASA	HSBC	142,300
195,528	TGS NOPEC Geophysical Co ASA	Bank of America Merrill Lynch	( 463,786)
54,502	TGS NOPEC Geophysical Co ASA	JP Morgan	( 8,701)
32,134	TGS NOPEC Geophysical Co ASA	Citibank	( 106,269)
53,142	TGS NOPEC Geophysical Co ASA	Credit Suisse	( 8,484)
280,505	TGS NOPEC Geophysical Co ASA	HSBC	( 44,783)
303	Tomra Systems ASA	Bank of America Merrill Lynch	76
19,113	Tomra Systems ASA	HSBC	23,540
( 73,210)	Yara International ASA	JP Morgan	( 67,624)
( 36,982)	Yara International ASA	Bank of America Merrill Lynch	( 78,020)
( 94,104)	Yara International ASA	HSBC	( 86,924)
			( 2,929,980)
<b>ポルトガル</b>			
( 144,575)	EDP - Energias de Portugal SA	HSBC	9,034
( 33,317)	Jeronimo Martins SGPS SA	Credit Suisse	10,901
( 59,320)	Jeronimo Martins SGPS SA	Bank of America Merrill Lynch	6,950
( 226,390)	Jeronimo Martins SGPS SA	Goldman Sachs	( 68,502)
69,620	Navigator Co SA/The	JP Morgan	( 36,512)
412,381	Navigator Co SA/The	Bank of America Merrill Lynch	( 130,684)
311,681	Navigator Co SA/The	Credit Suisse	( 163,461)
245,190	Navigator Co SA/The	Citibank	( 63,474)
44,066	Navigator Co SA/The	Deutsche Bank	( 13,965)
519,730	Navigator Co SA/The	HSBC	( 272,572)

保有高	銘柄	取引相手	未実現純利益/損 (米ドル)
<b>ポルトガル(続き)</b>			
( 240,293)	NOS SGPS SA	Bank of America Merrill Lynch	33,516
407,995	Sonae SGPS SA	HSBC	( 34,372)
179,106	Sonae SGPS SA	Bank of America Merrill Lynch	( 15,589)
491,122	Sonae SGPS SA	JP Morgan	( 41,375)
583,345	Sonae SGPS SA	Citibank	( 9,438)
1,680,088	Sonae SGPS SA	Credit Suisse	( 141,542)
9,540	Sonae SGPS SA	Deutsche Bank	( 830)
			<u>( 931,915)</u>

保有高	銘柄	取引相手	未実現純利益/損 (米ドル)
<b>シンガポール</b>			
263,700	Ascendas (Reit)	Citibank	( 3,826)
393,400	Ascendas (Reit)	JP Morgan	( 8,562)
1,341,200	Ascendas (Reit)	Credit Suisse	( 29,189)
689,200	Ascendas (Reit)	Deutsche Bank	10,000
( 311,900)	CapitaLand Commercial Trust (Reit)	JP Morgan	( 6,788)
( 1,841,700)	CapitaLand Commercial Trust (Reit)	HSBC	( 40,082)
953,200	CapitaLand Ltd	JP Morgan	( 197,123)
522,100	CapitaLand Ltd	Credit Suisse	( 58,315)
2,342,800	CapitaLand Ltd	Goldman Sachs	( 126,509)
1,392,800	CapitaLand Mall Trust (Reit)	JP Morgan	( 50,521)
2,096,400	CapitaLand Mall Trust (Reit)	Citibank	( 30,417)
1,860,600	CapitaLand Mall Trust (Reit)	Credit Suisse	( 67,489)
( 1,500)	City Developments Ltd	JP Morgan	675
( 265,100)	City Developments Ltd	HSBC	119,237
3,225,000	ComfortDelGro Corp Ltd	Citibank	( 46,792)
1,284,300	ComfortDelGro Corp Ltd	Credit Suisse	( 102,487)
120,700	ComfortDelGro Corp Ltd	JP Morgan	( 9,632)
1,143,100	ComfortDelGro Corp Ltd	HSBC	( 91,219)
103,100	Dairy Farm International Holdings Ltd	Credit Suisse	( 9,279)
31,800	Dairy Farm International Holdings Ltd	Citibank	( 10,812)
460,900	Dairy Farm International Holdings Ltd	HSBC	( 41,481)
( 58,200)	DBS Group Holdings Ltd	Goldman Sachs	46,990
( 76,700)	DBS Group Holdings Ltd	HSBC	127,754
( 706,100)	Genting Singapore Ltd	Goldman Sachs	1,668
( 1,013,200)	Golden Agri-Resources Ltd	Citibank	7,350
( 5,105,800)	Golden Agri-Resources Ltd	Deutsche Bank	37,040
(10,933,400)	Golden Agri-Resources Ltd	HSBC	198,292
173,700	Hongkong Land Holdings Ltd	Credit Suisse	( 69,480)
260,600	Hongkong Land Holdings Ltd	Citibank	( 85,998)
120,400	Hongkong Land Holdings Ltd	Goldman Sachs	( 30,918)
( 1,178,200)	Hutchison Port Holdings Trust (Unit)	Credit Suisse	11,782
( 2,014,400)	Hutchison Port Holdings Trust (Unit)	JP Morgan	20,144
( 85,200)	Jardine Cycle & Carriage Ltd	Goldman Sachs	( 24,115)
( 5,900)	Jardine Matheson Holdings Ltd	Citibank	( 7,257)
( 37,896)	Jardine Matheson Holdings Ltd	Deutsche Bank	( 42,822)
( 31,489)	Jardine Matheson Holdings Ltd	JP Morgan	29,600
( 108,800)	Jardine Matheson Holdings Ltd	HSBC	82,001
( 55,200)	Jardine Matheson Holdings Ltd	Goldman Sachs	( 123,664)
( 61,300)	Jardine Strategic Holdings Ltd	Deutsche Bank	( 35,554)
( 75,963)	Jardine Strategic Holdings Ltd	JP Morgan	18,991
( 120,789)	Jardine Strategic Holdings Ltd	HSBC	23,823
( 61,200)	Jardine Strategic Holdings Ltd	Goldman Sachs	( 74,781)
( 1,721,800)	Keppel (Reit)	JP Morgan	24,982
203,800	Keppel Corp Ltd	Credit Suisse	( 91,665)
20,700	Keppel Corp Ltd	Deutsche Bank	( 5,556)
295,000	Keppel Corp Ltd	Citibank	( 40,662)

保有高	銘柄	取引相手	未実現純利益/損 (米ドル)
<b>シンガポール(続き)</b>			
122,000	Mapletree Commercial Trust (Reit)	Deutsche Bank	( 885)
1,143,900	Mapletree Commercial Trust (Reit)	JP Morgan	( 41,492)
1,229,300	Mapletree Commercial Trust (Reit)	Credit Suisse	( 44,590)
2,226,600	Mapletree Commercial Trust (Reit)	Citibank	( 48,459)
2,372,400	Mapletree Industrial Trust (Reit)	Citibank	51,632
576,200	Mapletree Industrial Trust (Reit)	Bank of America Merrill Lynch	25,080
2,366,200	Mapletree Industrial Trust (Reit)	JP Morgan	34,331
399,300	Mapletree Industrial Trust (Reit)	Credit Suisse	5,793
733,600	Mapletree Industrial Trust (Reit)	Deutsche Bank	31,932
( 1,155,800)	Mapletree Logistics Trust (Reit)	JP Morgan	33,539
( 231,100)	Mapletree Logistics Trust (Reit)	Credit Suisse	6,706
( 19,100)	Oversea-Chinese Banking Corp Ltd	JP Morgan	12,055
427,200	SATS Ltd	Citibank	9,297
931,200	SATS Ltd	JP Morgan	( 67,554)
983,600	SATS Ltd	Credit Suisse	( 71,356)
461,600	SATS Ltd	Deutsche Bank	( 46,882)
70,900	SATS Ltd	HSBC	( 5,143)
( 1,885,500)	Sembcorp Industries Ltd	Deutsche Bank	177,819
( 1,635,400)	Sembcorp Industries Ltd	JP Morgan	213,553
( 292,543)	Sembcorp Marine Ltd	JP Morgan	40,323
( 699,500)	Sembcorp Marine Ltd	Citibank	45,623
( 578,000)	Sembcorp Marine Ltd	HSBC	55,122
( 1,288,900)	Sembcorp Marine Ltd	Credit Suisse	140,343
( 52,700)	Singapore Airlines Ltd	Goldman Sachs	429
14,000	Singapore Airlines Ltd	Citibank	( 1,016)
505,100	Singapore Exchange Ltd	Credit Suisse	( 7,329)
1,002,600	Singapore Exchange Ltd	Citibank	( 94,554)
315,800	Singapore Exchange Ltd	HSBC	( 4,582)
( 939,500)	Singapore Post Ltd	Citibank	13,631
( 1,479,500)	Singapore Post Ltd	JP Morgan	69,765
( 133,400)	Singapore Post Ltd	Credit Suisse	6,290
( 1,286,700)	Singapore Post Ltd	Deutsche Bank	23,336
444,600	Singapore Technologies Engineering Ltd	HSBC	9,676
2,216,800	Singapore Technologies Engineering Ltd	Citibank	( 16,082)
149,600	Singapore Technologies Engineering Ltd	JP Morgan	3,256
399,300	Singapore Technologies Engineering Ltd	Credit Suisse	8,690
( 2,940,500)	Singapore Telecommunications Ltd	JP Morgan	( 191,987)
( 963,700)	Singapore Telecommunications Ltd	Citibank	( 41,947)
421,300	StarHub Ltd	Citibank	( 12,225)
759,800	StarHub Ltd	JP Morgan	( 38,584)
722,300	StarHub Ltd	Deutsche Bank	( 20,960)
378,700	Suntec (Reit)	Citibank	8,242
259,900	Suntec (Reit)	Bank of America Merrill Lynch	3,771
170,300	Suntec (Reit)	JP Morgan	1,235
( 14,200)	United Overseas Bank Ltd	Goldman Sachs	6,177
( 8,700)	United Overseas Bank Ltd	HSBC	14,075
( 42,900)	UOL Group Ltd	Credit Suisse	13,694
( 212,100)	UOL Group Ltd	HSBC	67,702
( 150,300)	Venture Corp Ltd	Goldman Sachs	23,693
( 70,800)	Venture Corp Ltd	Credit Suisse	83,207
( 36,000)	Venture Corp Ltd	Citibank	8,357
( 170,900)	Venture Corp Ltd	HSBC	123,510
( 189,100)	Wilmar International Ltd	Citibank	23,321
( 588,000)	Wilmar International Ltd	JP Morgan	127,970
( 1,091,400)	Wilmar International Ltd	Deutsche Bank	166,269

保有高	銘柄	取引相手	未実現純利益/損 (米ドル)
<b>シンガポール(続き)</b>			
( 1,092,000)	Wilmar International Ltd	HSBC	237,658
( 6,299,700)	Yangzijiang Shipbuilding Holdings Ltd	Goldman Sachs	253,717
701,100	Yanlord Land Group Ltd	JP Morgan	( 137,326)
705,800	Yanlord Land Group Ltd	Bank of America Merrill Lynch	( 128,006)
1,492,100	Yanlord Land Group Ltd	Credit Suisse	( 292,261)
1,167,000	Yanlord Land Group Ltd	Citibank	( 67,728)
1,456,000	Yanlord Land Group Ltd	Deutsche Bank	( 264,065)
186,500	Yanlord Land Group Ltd	HSBC	( 36,530)
			( 242,556)

**韓国**

( 22,201)	Amorepacific Corp	Citibank	208,134
( 5,572)	Amorepacific Corp	Credit Suisse	160,768
( 1,543)	Amorepacific Corp	HSBC	44,520
( 5,658)	Amorepacific Corp	Credit Suisse	61,801
( 424)	AMOREPACIFIC Group	Citibank	1,132
( 25,459)	Amorepacific Corp	HSBC	278,084
( 10,165)	BGF retail Co Ltd	Citibank	142,047
( 2,315)	BGF retail Co Ltd	Deutsche Bank	32,821
( 12,245)	BGF retail Co Ltd	JP Morgan	333,550
( 40,017)	BNK Financial Group Inc	Citibank	5,630
( 40,032)	BNK Financial Group Inc	Credit Suisse	10,437
( 6,880)	Celltrion Healthcare Co Ltd	HSBC	( 3,841)
( 6,051)	Celltrion Healthcare Co Ltd	JP Morgan	90,500
( 15,336)	Celltrion Healthcare Co Ltd	Citibank	25,706
( 23,027)	Celltrion Healthcare Co Ltd	Credit Suisse	22,378
( 10,496)	Celltrion Inc	Credit Suisse	169,988
( 19,910)	Celltrion Inc	Citibank	( 97,381)
( 5)	Celltrion Inc	JP Morgan	81
56,054	Cheil Worldwide Inc	Goldman Sachs	2,261
( 1,456)	CJ CheilJedang Corp	JP Morgan	43,634
( 1,984)	CJ CheilJedang Corp	Citibank	( 4,980)
( 2,743)	CJ CheilJedang Corp	HSBC	82,279
( 403)	CJ CheilJedang Corp	Bank of America Merrill Lynch	1,875
( 9,538)	CJ CheilJedang Corp	Credit Suisse	286,102
( 4,148)	CJ CheilJedang Corp	Deutsche Bank	19,298
2,349	CJ Corp	Bank of America Merrill Lynch	( 11,248)
1,124	CJ Corp	Citibank	640
21,017	CJ Corp	JP Morgan	( 302,395)
12,009	CJ Corp	Credit Suisse	( 172,910)
11,443	CJ Corp	Deutsche Bank	( 54,794)
352	CJ Corp (Pref)	Bank of America Merrill Lynch	( 6,678)
3,152	CJ Corp (Pref)	JP Morgan	( 242,533)
1,801	CJ Corp (Pref)	Credit Suisse	40,832
168	CJ Corp (Pref)	Citibank	3,809
1,717	CJ Corp (Pref)	Deutsche Bank	38,928
( 2,381)	CJ ENM Co Ltd	HSBC	19,935
( 3,298)	CJ Logistics Corp	Deutsche Bank	( 14,424)
( 21,469)	CJ Logistics Corp	JP Morgan	61,869
( 6,165)	CJ Logistics Corp	Bank of America Merrill Lynch	( 26,963)
( 28,439)	CJ Logistics Corp	Citibank	( 268,925)
( 3,664)	CJ Logistics Corp	Credit Suisse	10,610
33,679	Daelim Industrial Co Ltd	Deutsche Bank	36,960
10,225	Daelim Industrial Co Ltd	Bank of America Merrill Lynch	11,221
24,341	Daelim Industrial Co Ltd	Citibank	( 6,478)
55,262	Daelim Industrial Co Ltd	JP Morgan	96,282

保有高	銘柄	取引相手	未実現純利益/損 (米ドル)
<b>韓国(続き)</b>			
30,410	Daelim Industrial Co Ltd	Credit Suisse	52,717
56,403	Daelim Industrial Co Ltd	HSBC	97,777
( 45,516)	Daewoo Shipbuilding & Marine Engineering Co Ltd	Citibank	( 43,973)
( 22,158)	Daewoo Shipbuilding & Marine Engineering Co Ltd	JP Morgan	( 15,418)
5,673	DB Insurance Co Ltd	Credit Suisse	( 40,814)
14,434	DB Insurance Co Ltd	HSBC	( 103,845)
( 10,792)	Dongsuh Cos Inc	JP Morgan	9,137
( 3,406)	Dongsuh Cos Inc	Bank of America Merrill Lynch	3,827
( 42,249)	Dongsuh Cos Inc	Citibank	41,317
( 26,801)	Dongsuh Cos Inc	Credit Suisse	22,736
6,898	Doosan Bobcat Inc	Credit Suisse	532
12,007	Doosan Bobcat Inc	JP Morgan	961
13,240	Doosan Bobcat Inc	Goldman Sachs	14,201
216,535	Doosan Bobcat Inc	HSBC	16,699
26,209	Doosan Bobcat Inc	Citibank	35,357
138,800	Doosan Infracore Co Ltd	Goldman Sachs	16,129
( 8,044)	E-MART Inc	Credit Suisse	176,143
( 2,258)	E-MART Inc	HSBC	49,444
( 97,717)	Fila Korea Ltd	Credit Suisse	168,545
14,916	GS Engineering & Construction Corp	Credit Suisse	( 11,181)
52,079	GS Engineering & Construction Corp	Citibank	59,841
37,307	GS Engineering & Construction Corp	JP Morgan	( 27,833)
52,151	GS Engineering & Construction Corp	HSBC	( 39,092)
41,789	GS Holdings Corp	Goldman Sachs	14,463
13,884	GS Holdings Corp	Citibank	2,774
2,987	GS Holdings Corp	Deutsche Bank	893
26,707	GS Holdings Corp	JP Morgan	( 50,276)
11,885	GS Holdings Corp	Bank of America Merrill Lynch	3,553
13,940	GS Holdings Corp	Credit Suisse	( 9,752)
35,045	GS Holdings Corp	HSBC	( 66,131)
( 33,359)	GS Retail Co Ltd	Citibank	30,480
( 33,547)	GS Retail Co Ltd	JP Morgan	99,305
80,100	Hana Financial Group Inc	Goldman Sachs	( 43,441)
49,356	Hana Financial Group Inc	JP Morgan	( 38,042)
8,669	Hana Financial Group Inc	Citibank	( 4,985)
4,886	Hana Financial Group Inc	Bank of America Merrill Lynch	( 1,310)
3,225	Hana Financial Group Inc	Deutsche Bank	( 864)
56,297	Hana Financial Group Inc	HSBC	( 70,139)
3,658	Hankook Tire & Technology Co Ltd	Deutsche Bank	( 6,205)
12,634	Hankook Tire & Technology Co Ltd	JP Morgan	( 49,477)
27,707	Hankook Tire & Technology Co Ltd	Credit Suisse	( 108,599)
36,035	Hankook Tire & Technology Co Ltd	Bank of America Merrill Lynch	( 61,121)
25,345	Hankook Tire & Technology Co Ltd	Citibank	( 14,622)
37,561	Hankook Tire & Technology Co Ltd	Goldman Sachs	( 26,300)
( 731)	Hanmi Pharm Co Ltd	HSBC	( 2,693)
( 8,306)	Hanmi Pharm Co Ltd	Citibank	( 5,015)
( 858)	Hanmi Science Co Ltd	Bank of America Merrill Lynch	1,899
( 5,065)	Hanmi Science Co Ltd	Deutsche Bank	11,208
( 58,986)	Hanmi Science Co Ltd	Citibank	( 60,395)
( 12,634)	Hanmi Science Co Ltd	JP Morgan	62,009
( 28,958)	Hanon Systems	Citibank	( 15,060)
( 33,162)	Hanon Systems	Bank of America Merrill Lynch	( 2,178)
( 8,543)	Hanon Systems	JP Morgan	5,177
( 209,199)	Hanon Systems	Credit Suisse	127,004
( 119,812)	Hanon Systems	Deutsche Bank	( 7,871)



保有高	銘柄	取引相手	未実現純利益/損 (米ドル)
	<b>韓国(続き)</b>		
20,170	Hanssem Co Ltd	Goldman Sachs	( 119,007)
98,415	Hanwha Chemical Corp	Deutsche Bank	( 73,607)
27,695	Hanwha Chemical Corp	Citibank	( 27,012)
10,340	Hanwha Chemical Corp	JP Morgan	( 4,612)
15,266	Hanwha Chemical Corp	Bank of America Merrill Lynch	( 11,418)
61,760	Hanwha Chemical Corp	Credit Suisse	( 27,658)
231,829	Hanwha Life Insurance Co Ltd	Citibank	( 29,992)
94,817	Hanwha Life Insurance Co Ltd	Bank of America Merrill Lynch	( 31,594)
270,629	Hanwha Life Insurance Co Ltd	JP Morgan	( 156,842)
149,048	Hanwha Life Insurance Co Ltd	Credit Suisse	( 86,431)
171,848	Hanwha Life Insurance Co Ltd	Deutsche Bank	( 57,261)
7,768	HDC Holdings Co Ltd	Citibank	( 3,082)
5,463	HDC Holdings Co Ltd	JP Morgan	( 6,875)
5,129	HDC Holdings Co Ltd	Deutsche Bank	( 3,575)
8,303	HDC Holdings Co Ltd	Credit Suisse	( 10,461)
21,706	HDC Hyundai Development Co-Engineering & Construction	Goldman Sachs	5,680
( 17,514)	Helixmith Co Ltd	Credit Suisse	451,853
( 38,377)	Helixmith Co Ltd	Citibank	622,669
( 2,726)	Helixmith Co Ltd	JP Morgan	93,251
( 63)	HLB Inc	HSBC	623
( 3,334)	HLB Inc	JP Morgan	32,965
( 151,226)	HLB Inc	Credit Suisse	513,792
( 104)	Hotel Shilla Co Ltd	JP Morgan	1,476
( 14,895)	Hotel Shilla Co Ltd	Credit Suisse	166,608
( 7,183)	Hyundai Construction Equipment Co Ltd	JP Morgan	25,595
( 13,307)	Hyundai Construction Equipment Co Ltd	Citibank	1,988
11,482	Hyundai Department Store Co Ltd	Goldman Sachs	( 7,281)
( 5,793)	Hyundai Engineering & Construction Co Ltd	Credit Suisse	1,140
( 113,357)	Hyundai Engineering & Construction Co Ltd	Citibank	( 132,136)
( 3,404)	Hyundai Glovis Co Ltd	Citibank	( 29,351)
( 4,331)	Hyundai Glovis Co Ltd	Credit Suisse	( 5,776)
( 2,748)	Hyundai Glovis Co Ltd	HSBC	( 3,665)
( 2,086)	Hyundai Heavy Industries Co Ltd	Credit Suisse	9,145
( 84,024)	Hyundai Heavy Industries Co Ltd	Citibank	( 613,255)
( 22,154)	Hyundai Heavy Industries Co Ltd	HSBC	97,119
( 195)	Hyundai Heavy Industries Holdings Co Ltd	HSBC	453
( 19,300)	Hyundai Heavy Industries Holdings Co Ltd	Credit Suisse	44,864
( 2,010)	Hyundai Heavy Industries Holdings Co Ltd	JP Morgan	4,617
( 2,178)	Hyundai Heavy Industries Holdings Co Ltd	Citibank	( 19,274)
7,875	Hyundai Marine & Fire Insurance Co Ltd	Credit Suisse	( 47,185)
109,987	Hyundai Marine & Fire Insurance Co Ltd	HSBC	( 659,013)
( 64,179)	Hyundai Mipo Dockyard Co Ltd	Citibank	51,928
( 11,350)	Hyundai Mobis Co Ltd	Citibank	( 60,723)
( 13,451)	Hyundai Mobis Co Ltd	HSBC	194,708
( 47,763)	Hyundai Motor Co	Citibank	( 309,766)
( 4,056)	Hyundai Motor Co	JP Morgan	11,862
( 13,790)	Hyundai Motor Co	Credit Suisse	40,495
( 6,181)	Hyundai Motor Co	HSBC	18,151
( 29,104)	Hyundai Steel Co	Citibank	684
( 11,239)	Hyundai Steel Co	Credit Suisse	44,580
( 5,671)	Hyundai Wia Corp	Credit Suisse	26,338
5,392	Industrial Bank of Korea	Bank of America Merrill Lynch	( 572)
145,295	Industrial Bank of Korea	Citibank	( 9,204)
55,108	Industrial Bank of Korea	Credit Suisse	( 30,662)
51,037	Industrial Bank of Korea	Deutsche Bank	( 5,417)

保有高	銘柄	取引相手	未実現純利益/損 (米ドル)
	<b>韓国(続き)</b>		
113,131	Industrial Bank of Korea	JP Morgan	( 62,804)
338,810	Industrial Bank of Korea	HSBC	( 188,513)
( 41,460)	Kakao Corp	Citibank	27,123
( 4,958)	Kakao Corp	JP Morgan	26,456
( 4,583)	Kakao Corp	Credit Suisse	24,507
( 105,687)	Kangwon Land Inc	Citibank	( 35,857)
( 5,144)	Kangwon Land Inc	Credit Suisse	11,710
58,564	KB Financial Group Inc	Citibank	( 114,024)
28,765	KB Financial Group Inc	JP Morgan	( 93,176)
55,351	KB Financial Group Inc	Credit Suisse	( 179,521)
34,001	KB Financial Group Inc	HSBC	( 110,276)
914	KCC Corp	Credit Suisse	( 73,996)
3,333	KCC Corp	HSBC	( 269,834)
1,977	KCC Corp	JP Morgan	( 159,994)
68,080	Kia Motors Corp	Citibank	( 98,759)
55,360	Kia Motors Corp	Credit Suisse	( 253,854)
29,314	Kia Motors Corp	Deutsche Bank	( 65,954)
98,894	Kia Motors Corp	HSBC	( 453,479)
( 63,227)	Korea Aerospace Industries Ltd	JP Morgan	( 35,330)
( 64,173)	Korea Aerospace Industries Ltd	Credit Suisse	( 35,679)
32,170	Korea Gas Corp	Credit Suisse	( 35,691)
30,631	Korea Gas Corp	Citibank	( 18,671)
33,095	Korea Gas Corp	Deutsche Bank	( 14,702)
40,639	Korea Gas Corp	Goldman Sachs	4,793
33,402	Korea Gas Corp	HSBC	( 37,058)
7,692	Korea Gas Corp	JP Morgan	( 8,506)
19,690	Korea Investment Holdings Co Ltd	Goldman Sachs	26,913
( 14,024)	Korea Zinc Co Ltd	Credit Suisse	70,852
3,504	KT&G Corp	Bank of America Merrill Lynch	2,385
1,194	KT&G Corp	Citibank	178
2,351	KT&G Corp	JP Morgan	( 2,649)
7,596	KT&G Corp	Credit Suisse	( 8,624)
2,638	KT&G Corp	Deutsche Bank	1,796
6,700	KT&G Corp	Goldman Sachs	9,705
27,667	Kumho Petrochemical Co Ltd	Goldman Sachs	77,594
5,560	Kumho Petrochemical Co Ltd	HSBC	26,281
( 6,410)	LG Chem Ltd	Citibank	( 8,528)
( 21,285)	LG Chem Ltd	Credit Suisse	528,340
( 13,902)	LG Chem Ltd	HSBC	345,078
54,872	LG Corp	JP Morgan	( 61,889)
20,756	LG Corp	Citibank	30,086
26,025	LG Corp	Credit Suisse	( 29,520)
33,146	LG Corp	HSBC	( 37,598)
( 168,947)	LG Display Co Ltd	Citibank	( 32,593)
( 157,010)	LG Display Co Ltd	HSBC	263,096
8,650	LG Electronics Inc	Credit Suisse	6,493
50,327	LG Electronics Inc	Citibank	237,866
1,433	LG Household & Health Care Ltd	Citibank	( 2,098)
2,479	LG Household & Health Care Ltd	JP Morgan	( 218,330)
5,800	LG Household & Health Care Ltd	Credit Suisse	( 511,508)
245,623	LG Uplus Corp	JP Morgan	( 430,776)
17,172	LG Uplus Corp	Citibank	( 14,040)
33,834	LG Uplus Corp	Credit Suisse	( 59,385)
351,243	LG Uplus Corp	HSBC	( 616,499)
( 833)	Lotte Chemical Corp	HSBC	12,586

保有高	銘柄	取引相手	未実現純利益/損 (米ドル)
	<b>韓国(続き)</b>		
( 2,998)	Lotte Corp	JP Morgan	17,456
( 103,555)	Lotte Corp	Citibank	115,064
( 76,939)	Lotte Corp	Credit Suisse	448,312
( 1)	Lotte Shopping Co Ltd	Bank of America Merrill Lynch	5
( 18,689)	Lotte Shopping Co Ltd	Citibank	26,911
2,860	Medy-Tox Inc	Goldman Sachs	19,303
418	Medy-Tox Inc	Credit Suisse	( 35,285)
458	Medy-Tox Inc	Deutsche Bank	( 26,450)
( 397,643)	Mirae Asset Daewoo Co Ltd	Citibank	( 27,717)
( 350,115)	Mirae Asset Daewoo Co Ltd	HSBC	52,395
( 561,732)	Mirae Asset Daewoo Co Ltd	Credit Suisse	84,063
( 55,536)	NAVER Corp	HSBC	665,741
( 1,050)	NAVER Corp	Credit Suisse	12,587
2,501	NCSOFT Corp	Citibank	( 19,201)
1,212	NCSOFT Corp	JP Morgan	( 34,805)
1,150	NCSOFT Corp	Credit Suisse	( 33,075)
3,994	NCSOFT Corp	Deutsche Bank	( 75,271)
1,669	NCSOFT Corp	HSBC	( 48,002)
641	NCSOFT Corp	Bank of America Merrill Lynch	( 12,080)
( 6,232)	Netmarble Corp '144A'	Credit Suisse	74,996
( 25,975)	Netmarble Corp '144A'	JP Morgan	312,294
( 18,283)	Netmarble Corp '144A'	Citibank	12,231
( 17,793)	Netmarble Corp '144A'	Deutsche Bank	55,630
( 75,771)	NH Investment & Securities Co Ltd	Citibank	( 4,688)
( 74,766)	NH Investment & Securities Co Ltd	Credit Suisse	18,816
( 207,463)	NH Investment & Securities Co Ltd	HSBC	52,212
4,427	NongShim Co Ltd	Goldman Sachs	( 46,739)
( 13,832)	Orion Corp/Republic of Korea	Citibank	( 2,918)
( 22,732)	Orion Corp/Republic of Korea	HSBC	341,290
( 1,222)	Ottogi Corp	Credit Suisse	22,850
( 647)	Ottogi Corp	Citibank	5,828
( 998)	Ottogi Corp	HSBC	18,662
( 1,150)	Paradise Co Ltd	JP Morgan	2,841
( 52,438)	Paradise Co Ltd	Citibank	60,343
( 65,981)	Paradise Co Ltd	Credit Suisse	73,863
18,307	POSCO	Deutsche Bank	( 45,415)
10,353	POSCO	Credit Suisse	( 131,013)
8,512	POSCO	Citibank	31,528
10,096	POSCO	JP Morgan	( 127,541)
22,062	POSCO	HSBC	( 279,187)
( 47)	POSCO Chemical Co Ltd	HSBC	( 64)
( 7,526)	POSCO Chemical Co Ltd	Credit Suisse	17,921
( 15,000)	POSCO Chemical Co Ltd	Citibank	( 47,727)
( 4,204)	POSCO Chemical Co Ltd	JP Morgan	8,769
4,482	Posco International Corp	Bank of America Merrill Lynch	( 11,119)
( 17,190)	Posco International Corp	Citibank	( 4,039)
( 31,637)	Posco International Corp	HSBC	( 7,361)
3,487	S-1 Corp	Citibank	6,633
11,656	S-1 Corp	Credit Suisse	( 13,329)
12,025	S-1 Corp	JP Morgan	( 13,650)
( 75,756)	S-Oil Corp	Citibank	( 34,750)
( 35,323)	S-Oil Corp	Credit Suisse	211,783
( 8,510)	S-Oil Corp	HSBC	51,023
( 2)	Samsung Biologics Co Ltd '144A'	JP Morgan	6
( 18,521)	Samsung Biologics Co Ltd '144A'	Citibank	53,886

保有高	銘柄	取引相手	未実現純利益/損 (米ドル)
	<b>韓国(続き)</b>		
( 13,369)	Samsung Biologics Co Ltd '144A'	Credit Suisse	17,565
( 6,080)	Samsung C&T Corp	Citibank	16,498
( 6,890)	Samsung C&T Corp	Credit Suisse	58,157
881	Samsung Card Co Ltd	Citibank	639
8,020	Samsung Card Co Ltd	JP Morgan	( 4,198)
22,987	Samsung Electro-Mechanics Co Ltd	Citibank	( 41,082)
7,148	Samsung Electro-Mechanics Co Ltd	JP Morgan	( 55,090)
38,662	Samsung Electro-Mechanics Co Ltd	HSBC	( 298,316)
131,385	Samsung Electronics Co Ltd	Citibank	( 101,876)
82,373	Samsung Electronics Co Ltd	JP Morgan	( 177,131)
100,301	Samsung Electronics Co Ltd	Credit Suisse	( 216,073)
121,501	Samsung Electronics Co Ltd	Deutsche Bank	( 13,319)
38,493	Samsung Electronics Co Ltd (Pref)	Citibank	( 4,473)
125,203	Samsung Electronics Co Ltd (Pref)	JP Morgan	( 18,019)
137,750	Samsung Electronics Co Ltd (Pref)	Goldman Sachs	82,029
69,813	Samsung Electronics Co Ltd (Pref)	Credit Suisse	( 106,254)
68,880	Samsung Engineering Co Ltd	Goldman Sachs	( 2,240)
5,356	Samsung Fire & Marine Insurance Co Ltd	Credit Suisse	( 159,871)
2,115	Samsung Fire & Marine Insurance Co Ltd	JP Morgan	( 63,075)
2,480	Samsung Fire & Marine Insurance Co Ltd	Citibank	( 11,479)
( 722,944)	Samsung Heavy Industries Co Ltd	Credit Suisse	328,937
( 626,874)	Samsung Heavy Industries Co Ltd	Citibank	( 128,129)
( 208,197)	Samsung Heavy Industries Co Ltd	HSBC	94,729
( 12,946)	Samsung Life Insurance Co Ltd	Credit Suisse	33,901
( 8,467)	Samsung Life Insurance Co Ltd	HSBC	22,172
( 43,876)	Samsung SDI Co Ltd	Citibank	( 216,449)
( 2,098)	Samsung SDI Co Ltd	JP Morgan	43,830
( 9,347)	Samsung SDI Co Ltd	Credit Suisse	195,468
( 15,229)	Samsung SDI Co Ltd	HSBC	318,474
2,623	Samsung SDS Co Ltd	Deutsche Bank	( 863)
15,392	Samsung SDS Co Ltd	JP Morgan	( 121,414)
8,901	Samsung SDS Co Ltd	Credit Suisse	( 70,378)
1,017	Samsung SDS Co Ltd	Citibank	311
5,737	Samsung SDS Co Ltd	HSBC	( 45,361)
4,562	Samsung Securities Co Ltd	Citibank	3,680
18,453	Samsung Securities Co Ltd	Credit Suisse	( 4,571)
14,434	Shinhan Financial Group Co Ltd	Bank of America Merrill Lynch	( 7,091)
18,249	Shinhan Financial Group Co Ltd	JP Morgan	( 25,745)
19,467	Shinhan Financial Group Co Ltd	Citibank	( 24,829)
17,017	Shinhan Financial Group Co Ltd	Credit Suisse	( 24,075)
35,676	Shinhan Financial Group Co Ltd	Deutsche Bank	( 17,528)
65,612	Shinhan Financial Group Co Ltd	HSBC	( 92,825)
7,320	Shinhan Financial Group Co Ltd	Goldman Sachs	( 9,191)
( 1,578)	Shinsegae Inc	Credit Suisse	45,062
( 3,806)	Shinsegae Inc	Citibank	1,514
( 2,231)	Shinsegae Inc	HSBC	63,709
8,920	SillaJen Inc	Goldman Sachs	( 6,516)
9,300	SK Holdings Co Ltd	Citibank	( 51,386)
7,268	SK Holdings Co Ltd	Credit Suisse	( 168,992)
2,584	SK Holdings Co Ltd	JP Morgan	( 60,024)
26,137	SK Hynix Inc	Credit Suisse	( 361,688)
58,988	SK Hynix Inc	Citibank	( 172,309)
47,975	SK Hynix Inc	JP Morgan	( 663,547)
5,973	SK Hynix Inc	HSBC	( 82,655)
( 5,773)	SK Innovation Co Ltd	Credit Suisse	69,047

保有高	銘柄	取引相手	未実現純利益/(損) (米ドル)
<b>韓国(続き)</b>			
( 20,798)	SK Innovation Co Ltd	Citibank	38,511
( 16,198)	SK Innovation Co Ltd	HSBC	193,733
17,636	SK Telecom Co Ltd	Citibank	( 30,427)
5,083	SK Telecom Co Ltd	JP Morgan	( 71,749)
15,869	SK Telecom Co Ltd	Credit Suisse	( 224,365)
4,132	SK Telecom Co Ltd	HSBC	( 58,421)
8,746	Woongjin Coway Co Ltd	Bank of America Merrill Lynch	25,375
6,027	Woongjin Coway Co Ltd	Citibank	12,838
31,097	Woongjin Coway Co Ltd	JP Morgan	( 70,236)
2,778	Woongjin Coway Co Ltd	Credit Suisse	( 6,294)
23,169	Woongjin Coway Co Ltd	Deutsche Bank	67,221
14,954	Woongjin Coway Co Ltd	HSBC	( 33,882)
100,654	Woori Financial Group Inc	Credit Suisse	( 34,562)
111,345	Woori Financial Group Inc	Citibank	( 11,712)
47,003	Woori Financial Group Inc	Deutsche Bank	939
68,998	Woori Financial Group Inc	HSBC	( 23,692)
110,877	Woori Financial Group Inc	JP Morgan	( 37,936)
136,710	Woori Financial Group Inc	Goldman Sachs	( 10,267)
1,078	Yuhan Corp	Citibank	394
2,003	Yuhan Corp	Credit Suisse	8,601
			( 2,142,397)
<b>スペイン</b>			
13,092	Acciona SA	HSBC	( 73,774)
4,153	Acciona SA	Citibank	( 7,646)
4,682	Acciona SA	Bank of America Merrill Lynch	( 13,583)
73,535	Acerinox SA	HSBC	( 40,371)
62,081	ACS Actividades de Construccion y Servicios SA	Citibank	( 94,904)
26,768	ACS Actividades de Construccion y Servicios SA	JP Morgan	( 26,583)
76,642	ACS Actividades de Construccion y Servicios SA	Credit Suisse	( 76,114)
9,342	Aena SME SA '144A'	Credit Suisse	( 1,564)
4,401	Aena SME SA '144A'	Citibank	( 17,679)
2,503	Aena SME SA '144A'	Bank of America Merrill Lynch	( 7,262)
9,141	Aena SME SA '144A'	JP Morgan	( 1,530)
4,074	Aena SME SA '144A'	HSBC	( 682)
14,120	Amadeus IT Group SA	Citibank	( 51,679)
19,125	Amadeus IT Group SA	Credit Suisse	6,829
15,862	Amadeus IT Group SA	HSBC	5,664
( 636,970)	Banco Bilbao Vizcaya Argentaria SA	Goldman Sachs	149,161
( 413,571)	Banco de Sabadell SA	JP Morgan	29,489
( 1,193,667)	Banco de Sabadell SA	HSBC	85,112
( 104,792)	Banco Santander SA	JP Morgan	34,203
( 529,786)	Banco Santander SA	Citibank	55,569
( 1,171,320)	Banco Santander SA	Goldman Sachs	163,959
( 300,020)	Banco Santander SA	Bank of America Merrill Lynch	50,049
( 30,951)	Bankia SA	Bank of America Merrill Lynch	1,796
( 724,535)	Bankia SA	Credit Suisse	87,315
( 892)	Bankia SA	Citibank	18
( 1,467,866)	Bankia SA	HSBC	176,895
329,797	Bankinter SA	HSBC	( 168,546)
( 139,768)	Bolsas y Mercados Espanoles SHMSF SA	Citibank	62,384
( 241,000)	CaixaBank SA	HSBC	( 10,742)
( 261,350)	CaixaBank SA	Credit Suisse	3,542
( 672,870)	CaixaBank SA	Goldman Sachs	13,177
( 105,017)	Cellnex Telecom SA '144A'	Bank of America Merrill Lynch	( 262,490)
( 94,064)	Cellnex Telecom SA '144A'	JP Morgan	( 227,766)

保有高	銘柄	取引相手	未実現純利益/(損) (米ドル)
<b>スペイン(続き)</b>			
( 197,729)	Cellnex Telecom SA '144A'	Credit Suisse	( 478,780)
( 69,519)	Cia de Distribucion Integral Logista Holdings SA	HSBC	( 151,267)
( 1)	CIE Automotive SA	Credit Suisse	4
( 34,260)	Ebro Foods SA	Credit Suisse	( 1,529)
( 146,156)	Ebro Foods SA	HSBC	( 6,523)
( 19,198)	Ebro Foods SA	Bank of America Merrill Lynch	( 1,499)
86,768	Endesa SA	Credit Suisse	16,459
( 2,360)	Ferrovial SA	HSBC	( 55,960)
( 6,975)	Ferrovial SA	JP Morgan	( 165,390)
( 162,862)	Ferrovial SA	HSBC	( 83,596)
( 395,993)	Ferrovial SA	JP Morgan	( 203,260)
( 38,311)	Ferrovial SA	Citibank	8,977
( 17,582)	Ferrovial SA (Right)	Bank of America Merrill Lynch	( 432)
( 38,311)	Ferrovial SA (Right)	Citibank	( 212)
12,750	Gestamp Automocion SA '144A'	Citibank	( 1,707)
252,258	Gestamp Automocion SA '144A'	Bank of America Merrill Lynch	( 71,778)
34,406	Iberdrola SA	Bank of America Merrill Lynch	3,993
126,355	Iberdrola SA	JP Morgan	53,859
122,848	Iberdrola SA	Citibank	( 548)
23,650	Iberdrola SA	HSBC	10,081
86,537	Indra Sistemas SA	Bank of America Merrill Lynch	( 22,692)
( 11,000)	Industria de Diseno Textil SA	Goldman Sachs	17,268
( 100,477)	Industria de Diseno Textil SA	Bank of America Merrill Lynch	146,874
( 7,146)	Industria de Diseno Textil SA	Citibank	10,366
( 79,908)	Industria de Diseno Textil SA	JP Morgan	128,398
( 58,174)	Industria de Diseno Textil SA	HSBC	89,083
( 25,103)	Inmobiliaria Colonial Socimi SA (Reit)	Citibank	( 840)
( 24,722)	Inmobiliaria Colonial Socimi SA (Reit)	Credit Suisse	( 6,896)
( 322)	Inmobiliaria Colonial Socimi SA (Reit)	Deutsche Bank	( 36)
( 754,029)	Inmobiliaria Colonial Socimi SA (Reit)	HSBC	( 210,346)
188,375	Mapfre SA	Bank of America Merrill Lynch	( 4,414)
163,284	Mapfre SA	Citibank	( 7,835)
440,211	Mapfre SA	JP Morgan	( 15,719)
221,766	Mapfre SA	Credit Suisse	( 7,919)
19,061	Mapfre SA	Deutsche Bank	( 447)
300,037	Mediaset Espana Comunicacion SA	Bank of America Merrill Lynch	( 181,460)
72,187	Mediaset Espana Comunicacion SA	Citibank	( 22,393)
437,296	Mediaset Espana Comunicacion SA	JP Morgan	( 175,664)
348,098	Mediaset Espana Comunicacion SA	Deutsche Bank	( 210,526)
96,940	Mediaset Espana Comunicacion SA	Credit Suisse	( 38,941)
169,076	Mediaset Espana Comunicacion SA	HSBC	( 67,919)
( 71,139)	Merlin Properties Socimi SA (Reit)	HSBC	22,227
( 7,675)	Naturgy Energy Group SA	HSBC	3,854
( 9,180)	Naturgy Energy Group SA	JP Morgan	4,610
( 42,100)	Naturgy Energy Group SA	Goldman Sachs	43,494
( 53,799)	Naturgy Energy Group SA	Deutsche Bank	57,630
( 108,779)	Prosegur Cia de Seguridad SA	Citibank	16,508
( 327,701)	Prosegur Cia de Seguridad SA	JP Morgan	250,846
( 22,795)	Prosegur Cia de Seguridad SA	Bank of America Merrill Lynch	9,666
( 226,574)	Prosegur Cia de Seguridad SA	Credit Suisse	173,436
( 413,439)	Prosegur Cia de Seguridad SA	HSBC	316,476
( 39,319)	Red Electrica Corp SA	Credit Suisse	26,289
215,694	Repsol SA	HSBC	( 1,033)
231,456	Repsol SA	Citibank	( 143,340)
457,755	Repsol SA	JP Morgan	( 7,662)

保有高	銘柄	取引相手	未実現純利益/損 (米ドル)
<b>スペイン(続き)</b>			
79,547	Repsol SA	Credit Suisse	5,712
526,829	Repsol SA	Bank of America Merrill Lynch	( 55,847)
93,483	Repsol SA	Deutsche Bank	( 9,910)
62,240	Repsol SA	Goldman Sachs	( 19,055)
( 292,507)	Siemens Gamesa Renewable Energy SA	JP Morgan	587,509
( 139,216)	Siemens Gamesa Renewable Energy SA	Bank of America Merrill Lynch	147,577
( 79,445)	Siemens Gamesa Renewable Energy SA	Credit Suisse	159,568
( 76,286)	Siemens Gamesa Renewable Energy SA	HSBC	153,223
232,455	Telefonica SA	HSBC	( 5,188)
209,550	Telefonica SA	Bank of America Merrill Lynch	2,338
874,523	Telefonica SA	Citibank	( 66,357)
473,649	Telefonica SA	JP Morgan	( 7,327)
297,442	Telefonica SA	Credit Suisse	( 6,638)
69,140	Telefonica SA	Goldman Sachs	( 1,449)
( 37,679)	Zardoya Otis SA	Goldman Sachs	3,603
( 131,600)	Zardoya Otis SA	Citibank	35,243
( 9,203)	Zardoya Otis SA	Bank of America Merrill Lynch	( 205)
( 226,666)	Zardoya Otis SA	JP Morgan	21,499
( 61,848)	Zardoya Otis SA	Credit Suisse	5,866
( 194,304)	Zardoya Otis SA	Deutsche Bank	( 4,336)
( 27,384)	Zardoya Otis SA	HSBC	2,597
			( 147,495)
<b>スウェーデン</b>			
( 114,072)	AAK AB	Bank of America Merrill Lynch	56,867
( 23,042)	AAK AB	Deutsche Bank	11,487
( 197,514)	AAK AB	JP Morgan	( 42,496)
( 38,118)	AAK AB	Citibank	13,402
10,932	Alfa Laval AB	Bank of America Merrill Lynch	( 16,464)
38,291	Alfa Laval AB	JP Morgan	( 76,959)
68,254	Alfa Laval AB	HSBC	( 137,179)
39,490	Assa Abloy AB 'B'	Goldman Sachs	( 51,739)
21,090	Assa Abloy AB 'B'	Bank of America Merrill Lynch	( 26,119)
25,620	Assa Abloy AB 'B'	Credit Suisse	( 34,945)
19,950	Atlas Copco AB	Goldman Sachs	( 17,994)
103,856	Atlas Copco AB 'A'	Credit Suisse	( 313,917)
131,355	Atlas Copco AB 'A'	HSBC	( 397,037)
2	Axfood AB	Credit Suisse	1
1	Axfood AB*	Deutsche Bank	0
( 34,710)	Boliden AB	Goldman Sachs	73,343
( 7,560)	Boliden AB	Bank of America Merrill Lynch	15,313
( 11,142)	Boliden AB	Credit Suisse	34,731
( 49,910)	Boliden AB	HSBC	63,494
( 7,560)	Boliden AB	Bank of America Merrill Lynch	( 3,366)
( 11,142)	Boliden AB	Credit Suisse	( 4,961)
( 10,890)	Boliden AB	HSBC	( 4,849)
( 34,710)	Boliden AB	Goldman Sachs	( 15,455)
52,498	Castellum AB	Citibank	3,857
39,205	Castellum AB	Bank of America Merrill Lynch	8,024
123,049	Castellum AB	JP Morgan	85,234
54,171	Castellum AB	Credit Suisse	37,523
156,113	Castellum AB	Deutsche Bank	31,950
26,820	Electrolux AB 'B'	Citibank	( 43,911)
24,163	Electrolux AB 'B'	JP Morgan	( 57,313)
9,264	Electrolux AB 'B'	Credit Suisse	( 21,973)
11,960	Electrolux AB 'B'	HSBC	( 28,368)

保有高	銘柄	取引相手	未実現純利益/損 (米ドル)
<b>スウェーデン(続き)</b>			
( 61,686)	Elekta AB 'B'	JP Morgan	( 82,317)
( 145,260)	Elekta AB 'B'	Goldman Sachs	( 187,610)
( 67,051)	Elekta AB 'B'	Credit Suisse	( 102,098)
( 149,628)	Epiroc AB 'A'	HSBC	143,218
( 74,141)	Epiroc AB 'A'	Bank of America Merrill Lynch	47,621
( 56,478)	Epiroc AB 'A'	Credit Suisse	54,059
( 4,111)	Epiroc AB 'B'	Deutsche Bank	2,205
( 153,430)	Epiroc AB 'B'	HSBC	116,423
( 26,590)	Epiroc AB 'B'	JP Morgan	20,177
( 32,774)	Epiroc AB 'B'	Citibank	25,144
( 35,671)	Epiroc AB 'B'	Bank of America Merrill Lynch	19,131
( 21,638)	Essity AB 'B'	Credit Suisse	( 4,542)
( 96,040)	Essity AB 'B'	Goldman Sachs	59,296
( 37,868)	Essity AB 'B'	Bank of America Merrill Lynch	11,526
( 25,910)	Essity AB 'B'	Citibank	19,579
( 6,212)	Essity AB 'B'	JP Morgan	( 1,304)
( 106,138)	Essity AB 'B'	HSBC	( 15,867)
17,427	Fastighets AB Balder 'B'	Bank of America Merrill Lynch	( 10,974)
86,281	Fastighets AB Balder 'B'	Credit Suisse	( 90,554)
20,335	Fastighets AB Balder 'B'	Citibank	( 23,049)
54,262	Fastighets AB Balder 'B'	Deutsche Bank	( 34,169)
14,806	Fastighets AB Balder 'B'	JP Morgan	( 15,539)
24,744	Hennes & Mauritz AB 'B'	Credit Suisse	( 51,627)
29,448	Hennes & Mauritz AB 'B'	Citibank	( 35,666)
104,100	Hennes & Mauritz AB 'B'	JP Morgan	( 217,199)
30,322	Hennes & Mauritz AB 'B'	Bank of America Merrill Lynch	( 50,600)
56,564	Hennes & Mauritz AB 'B'	HSBC	( 118,018)
36,160	Hennes & Mauritz AB 'B'	Goldman Sachs	( 37,918)
12,139	Hennes & Mauritz AB 'B'	Deutsche Bank	( 20,257)
( 73,768)	Hexagon AB 'B'	JP Morgan	337,702
( 56,510)	Hexagon AB 'B'	Goldman Sachs	155,181
( 3,359)	Hexagon AB 'B'	Credit Suisse	15,582
( 53,062)	Hexagon AB 'B'	Bank of America Merrill Lynch	175,423
( 33,934)	Hexagon AB 'B'	Citibank	125,719
( 40,224)	Hexagon AB 'B'	HSBC	186,595
111,613	Hexpol AB	Credit Suisse	( 51,542)
542,225	Hexpol AB	HSBC	( 250,394)
170,456	Hexpol AB	JP Morgan	( 78,715)
35,129	Holmen AB 'B'	Credit Suisse	( 46,455)
16,557	Holmen AB 'B'	Citibank	( 11,121)
1	Hufvudstaden AB 'A'	Deutsche Bank	0
( 299,443)	Husqvarna AB 'B'	Bank of America Merrill Lynch	209,934
( 110,462)	Husqvarna AB 'B'	JP Morgan	97,847
( 93,209)	Husqvarna AB 'B'	Citibank	59,086
( 332,564)	Husqvarna AB 'B'	Goldman Sachs	182,456
( 356,728)	Husqvarna AB 'B'	HSBC	315,988
( 117,006)	Husqvarna AB 'B'	Credit Suisse	86,965
( 47,102)	ICA Gruppen AB	JP Morgan	( 76,624)
7,860	Industrivarden AB 'A'	Goldman Sachs	( 6,856)
8,025	Industrivarden AB 'A'	JP Morgan	( 14,823)
( 96,430)	Industrivarden AB 'C'	JP Morgan	178,121
( 2,854)	Industrivarden AB 'C'	Credit Suisse	5,272
( 68,244)	Industrivarden AB 'C'	Bank of America Merrill Lynch	88,097
( 3)	Intrum AB	JP Morgan	8
( 7,621)	Investment AB Latour 'B'	Goldman Sachs	2,650

保有高	銘柄	取引相手	未実現純利益/損 (米ドル)
	スウェーデン(続き)		
( 60,809)	Investment AB Latour 'B'	Credit Suisse	30,840
8,901	Investor AB 'A'	Goldman Sachs	( 11,435)
36,975	Investor AB 'B'	Bank of America Merrill Lynch	( 85,373)
55,569	Investor AB 'B'	Citibank	( 138,220)
83,832	Investor AB 'B'	JP Morgan	( 252,430)
15,475	Investor AB 'B'	Credit Suisse	( 53,272)
57,747	Investor AB 'B'	HSBC	( 198,790)
47,300	Investor AB 'B'	Goldman Sachs	( 103,794)
( 16,748)	Kinnevik AB 'B'	Credit Suisse	48,865
( 222,617)	Kinnevik AB 'B'	HSBC	649,523
25,503	L E Lundbergforetagen AB 'B'	Citibank	( 19,271)
27,428	L E Lundbergforetagen AB 'B'	Bank of America Merrill Lynch	( 22,453)
35,450	L E Lundbergforetagen AB 'B'	JP Morgan	( 26,044)
9,143	L E Lundbergforetagen AB 'B'	Credit Suisse	( 6,717)
14,582	L E Lundbergforetagen AB 'B'	Deutsche Bank	( 11,937)
19,218	L E Lundbergforetagen AB 'B'	HSBC	( 14,119)
1,644	Loomis AB 'B'	Bank of America Merrill Lynch	( 1,035)
15,177	Loomis AB 'B'	Credit Suisse	( 61,166)
20,540	Loomis AB 'B'	Citibank	( 20,264)
1,506	Loomis AB 'B'	JP Morgan	( 6,069)
23,835	Lundin Petroleum AB	Citibank	( 97,060)
47,976	Lundin Petroleum AB	Bank of America Merrill Lynch	( 181,267)
15,257	Lundin Petroleum AB	Credit Suisse	( 34,587)
17,342	Lundin Petroleum AB	HSBC	( 39,314)
76,060	Lundin Petroleum AB	Goldman Sachs	( 257,704)
( 5)	Modern Times Group MTG AB 'B'	Citibank	2
( 110,507)	NCC AB 'B'	Bank of America Merrill Lynch	45,812
( 95,012)	NCC AB 'B'	Credit Suisse	11,467
( 73,689)	NCC AB 'B'	Citibank	19,335
( 345,409)	NCC AB 'B'	JP Morgan	41,689
( 224,695)	Nibe Industrier AB 'B'	Credit Suisse	176,867
( 263,564)	Nibe Industrier AB 'B'	JP Morgan	207,462
( 655,575)	Nordea Bank Abp	HSBC	406,632
( 3,926)	Nordic Entertainment Group 'B'	Credit Suisse	4,945
( 21,900)	Nordic Entertainment Group 'B'	Citibank	50,566
( 103,306)	Peab AB	Bank of America Merrill Lynch	35,779
( 137,434)	Peab AB	Credit Suisse	131,258
( 206,555)	Peab AB	HSBC	197,273
( 41,469)	Peab AB	JP Morgan	39,606
( 88,996)	Saab AB 'B'	Credit Suisse	216,644
( 215,376)	Saab AB 'B'	Bank of America Merrill Lynch	343,584
( 116,500)	Saab AB 'B'	Citibank	178,513
( 96,474)	Saab AB 'B'	JP Morgan	176,752
( 117,785)	Saab AB 'B'	Goldman Sachs	158,211
( 28,831)	Saab AB 'B'	Deutsche Bank	45,993
( 16,969)	Saab AB 'B'	HSBC	41,674
15,527	Sandvik AB	Bank of America Merrill Lynch	( 24,851)
265,280	Sandvik AB	Citibank	( 402,313)
41,962	Sandvik AB	JP Morgan	( 90,502)
323,029	Sandvik AB	Credit Suisse	( 696,698)
331,956	Sandvik AB	HSBC	( 715,952)
21,240	Securitas AB 'B'	Citibank	( 9,028)
120,726	Securitas AB 'B'	JP Morgan	( 62,719)
44,103	Securitas AB 'B'	Deutsche Bank	( 29,624)

保有高	銘柄	取引相手	未実現純利益/損 (米ドル)
	スウェーデン(続き)		
129,467	Securitas AB 'B'	HSBC	( 67,260)
97,170	Securitas AB 'B'	Goldman Sachs	( 37,648)
20,810	Securitas AB 'B'	Credit Suisse	( 10,564)
( 323,810)	Skandinaviska Enskilda Banken AB 'A'	JP Morgan	161,087
( 149,685)	Skandinaviska Enskilda Banken AB 'A'	Bank of America Merrill Lynch	80,748
48,682	Skanska AB 'B'	Bank of America Merrill Lynch	( 39,341)
191,142	Skanska AB 'B'	Citibank	( 125,380)
77,309	Skanska AB 'B'	HSBC	( 57,608)
24,775	Skanska AB 'B'	Credit Suisse	( 18,461)
46,394	SKF AB 'B'	Citibank	( 46,987)
27,301	SKF AB 'B'	JP Morgan	( 52,578)
129,537	SKF AB 'B'	Bank of America Merrill Lynch	( 159,064)
82,885	SKF AB 'B'	Credit Suisse	( 159,626)
71,947	SKF AB 'B'	Deutsche Bank	( 88,347)
203,747	SKF AB 'B'	HSBC	( 392,391)
490,515	SSAB AB 'B'	Bank of America Merrill Lynch	( 117,376)
78,333	SSAB AB 'B'	Citibank	( 16,854)
81,030	SSAB AB 'B'	Credit Suisse	( 26,788)
152,757	Svenska Cellulosa AB SCA 'B'	Credit Suisse	( 127,318)
49,846	Svenska Cellulosa AB SCA 'B'	Citibank	( 26,576)
353,871	Svenska Cellulosa AB SCA 'B'	JP Morgan	( 282,563)
111,773	Svenska Cellulosa AB SCA 'B'	HSBC	( 92,439)
258,720	Svenska Cellulosa AB SCA 'B'	Goldman Sachs	( 102,466)
31,590	Svenska Handelsbanken AB 'A'	Credit Suisse	( 24,623)
106,490	Svenska Handelsbanken AB 'A'	Goldman Sachs	( 60,318)
( 53,380)	Sweco AB 'B'	Credit Suisse	( 73,951)
( 46,312)	Sweco AB 'B'	Citibank	55,410
( 21,713)	Sweco AB 'B'	Deutsche Bank	22,333
( 89,673)	Sweco AB 'B'	JP Morgan	( 124,230)
113,124	Swedbank AB 'A'	JP Morgan	( 125,850)
35,757	Swedbank AB 'A'	Citibank	( 11,821)
144,790	Swedish Match AB	JP Morgan	( 542,498)
49,139	Swedish Match AB	Bank of America Merrill Lynch	( 168,642)
67,130	Swedish Match AB	Citibank	( 194,454)
7,151	Swedish Match AB	Credit Suisse	( 26,793)
31,544	Swedish Match AB	HSBC	( 118,189)
( 271,884)	Tele2 AB 'B'	JP Morgan	( 78,471)
( 395,715)	Tele2 AB 'B'	HSBC	( 114,211)
( 103,060)	Telefonaktiebolaget LM Ericsson 'B'	Bank of America Merrill Lynch	( 34,396)
( 21,419)	Telefonaktiebolaget LM Ericsson 'B'	Credit Suisse	( 4,631)
( 51,597)	Telefonaktiebolaget LM Ericsson 'B'	HSBC	( 11,155)
300,311	Telia Co AB	Bank of America Merrill Lynch	( 21,432)
356,672	Telia Co AB	Citibank	( 34,813)
722,621	Telia Co AB	JP Morgan	( 65,981)
516,831	Telia Co AB	Credit Suisse	( 47,191)
313,103	Telia Co AB	HSBC	( 28,589)
( 21,800)	Trelleborg AB 'B'	Goldman Sachs	8,778
( 27,594)	Trelleborg AB 'B'	HSBC	54,446
18,155	Volvo AB 'B'	Bank of America Merrill Lynch	( 18,864)
203,425	Volvo AB 'B'	Citibank	( 145,179)
113,162	Volvo AB 'B'	JP Morgan	( 138,362)
228,839	Volvo AB 'B'	HSBC	( 279,800)
9,931	Volvo AB 'B'	Credit Suisse	( 12,143)
21,506	Wallenstab AB 'B'	Credit Suisse	4,853

保有高	銘柄	取引相手	未実現純資産/損 (米ドル)
	<b>スウェーデン(続き)</b>		
63,161	Wallenstam AB 'B'	Citibank	( 11,601)
1,370	Wallenstam AB 'B'	JP Morgan	309
			( 4,347,227)
	<b>スイス</b>		
( 70,110)	ABB Ltd	HSBC	83,356
( 119,720)	ABB Ltd	Goldman Sachs	74,092
5,652	Adecco Group AG	Credit Suisse	( 18,332)
56,772	Adecco Group AG	HSBC	( 184,138)
( 6,010)	Alcon Inc	Goldman Sachs	6,666
( 4,070)	Alcon Inc	Bank of America Merrill Lynch	12,796
( 2,852)	Alcon Inc	Citibank	2,781
5,180	Allreal Holding AG	Credit Suisse	7,215
1,400	Allreal Holding AG	Citibank	( 836)
158	Allreal Holding AG	Bank of America Merrill Lynch	157
379	Allreal Holding AG	JP Morgan	528
7,385	Allreal Holding AG	HSBC	10,287
6,100	Baloise Holding AG	Bank of America Merrill Lynch	6,069
12,339	Baloise Holding AG	Citibank	3,683
10,604	Baloise Holding AG	JP Morgan	3,165
10,679	Baloise Holding AG	Credit Suisse	3,187
18,190	Baloise Holding AG	Goldman Sachs	( 1,638)
573	Banque Cantonale Vaudoise	JP Morgan	( 7,411)
2,227	Banque Cantonale Vaudoise	Bank of America Merrill Lynch	15,510
380	Banque Cantonale Vaudoise	Citibank	( 3,781)
282	Banque Cantonale Vaudoise	Credit Suisse	( 3,647)
585	Banque Cantonale Vaudoise	Deutsche Bank	4,074
289	Banque Cantonale Vaudoise	HSBC	( 3,738)
( 168)	Barry Callebaut AG	JP Morgan	( 18,386)
( 1,701)	Barry Callebaut AG	HSBC	( 186,161)
( 141)	Barry Callebaut AG	Credit Suisse	( 15,431)
( 193)	Barry Callebaut AG	Bank of America Merrill Lynch	( 23,042)
( 183)	BKW AG	Bank of America Merrill Lynch	( 273)
( 205)	BKW AG	Credit Suisse	( 286)
( 684)	BKW AG	Citibank	272
( 544)	BKW AG	HSBC	( 758)
( 1,046)	BKW AG	JP Morgan	( 1,457)
952	Bucher Industries AG	HSBC	( 21,217)
4,455	Bucher Industries AG	Bank of America Merrill Lynch	( 34,573)
4,170	Bucher Industries AG	Citibank	( 42,318)
714	Bucher Industries AG	JP Morgan	( 15,912)
1,589	Bucher Industries AG	Credit Suisse	( 35,413)
1	Cembra Money Bank AG	JP Morgan	2
( 82)	Chocoladefabriken Lindt & Spruengli AG	Credit Suisse	17,541
( 397)	Chocoladefabriken Lindt & Spruengli AG	Bank of America Merrill Lynch	78,997
( 28)	Chocoladefabriken Lindt & Spruengli AG	Bank of America Merrill Lynch	44,573
( 52)	Chocoladefabriken Lindt & Spruengli AG	Credit Suisse	98,299
( 35)	Chocoladefabriken Lindt & Spruengli AG	Deutsche Bank	55,716
( 642)	Chocoladefabriken Lindt & Spruengli AG	Goldman Sachs	108,783
( 32)	Chocoladefabriken Lindt & Spruengli AG	HSBC	60,491
( 110)	Chocoladefabriken Lindt & Spruengli AG	Citibank	18,058
( 160)	Chocoladefabriken Lindt & Spruengli AG	HSBC	14,160
( 38)	Chocoladefabriken Lindt & Spruengli AG	JP Morgan	8,129
( 13)	Chocoladefabriken Lindt & Spruengli AG	JP Morgan	24,575
( 17,185)	Cie Financiere Richemont SA	Bank of America Merrill Lynch	( 51,977)
( 33,948)	Cie Financiere Richemont SA	JP Morgan	( 12,159)

保有高	銘柄	取引相手	未実現純資産/損 (米ドル)
	<b>スイス(続き)</b>		
( 29,765)	Cie Financiere Richemont SA	Citibank	49,159
( 99,286)	Cie Financiere Richemont SA	Credit Suisse	( 35,562)
( 132,303)	Cie Financiere Richemont SA	HSBC	( 47,387)
( 60,018)	Clariant AG	Bank of America Merrill Lynch	49,810
( 109,788)	Clariant AG	Citibank	97,762
( 66,958)	Clariant AG	Credit Suisse	114,916
( 3,509)	Clariant AG	HSBC	6,022
( 134,683)	Credit Suisse Group AG	JP Morgan	190,949
( 81,159)	Credit Suisse Group AG	Bank of America Merrill Lynch	51,274
( 309,070)	Credit Suisse Group AG	Goldman Sachs	117,016
( 235,282)	Credit Suisse Group AG	Citibank	121,726
( 152,934)	Credit Suisse Group AG	HSBC	194,576
( 33,010)	Dufry AG	Goldman Sachs	139,931
( 23,640)	Dufry AG	JP Morgan	372,087
( 35,280)	Dufry AG	Citibank	245,005
( 16,127)	Dufry AG	Credit Suisse	237,915
( 2,405)	Dufry AG	Bank of America Merrill Lynch	12,873
( 8,961)	Dufry AG	HSBC	141,044
( 3,518)	EMS-Chemie Holding AG	Bank of America Merrill Lynch	( 14,001)
( 145)	EMS-Chemie Holding AG	Citibank	1,731
( 2,892)	EMS-Chemie Holding AG	JP Morgan	14,387
( 1,279)	EMS-Chemie Holding AG	Credit Suisse	6,363
( 4,666)	Flughafen Zurich AG	Bank of America Merrill Lynch	( 13,463)
( 3,523)	Flughafen Zurich AG	JP Morgan	( 7,010)
( 990)	Geberit AG	Goldman Sachs	3,239
( 1,753)	Geberit AG	Citibank	29,999
( 1,077)	Geberit AG	JP Morgan	20,145
( 842)	Georg Fischer AG	Citibank	( 24,713)
1,842	Georg Fischer AG	JP Morgan	( 239,161)
1,165	Georg Fischer AG	Credit Suisse	( 151,261)
( 833)	Georg Fischer AG	Bank of America Merrill Lynch	( 32,322)
( 1,631)	Givaudan SA	Bank of America Merrill Lynch	( 113,591)
( 182)	Givaudan SA	Deutsche Bank	( 12,675)
( 2,798)	Givaudan SA	HSBC	( 13,919)
( 239)	Givaudan SA	Credit Suisse	( 1,189)
6,705	Helvetia Holding AG	Citibank	28,685
5,720	Helvetia Holding AG	JP Morgan	11,382
14,483	Helvetia Holding AG	Goldman Sachs	51,294
3,830	Helvetia Holding AG	Bank of America Merrill Lynch	10,289
3,865	Helvetia Holding AG	Credit Suisse	7,691
( 124,022)	Julius Baer Group Ltd	HSBC	963,697
15,802	Kuehne + Nagel International AG	Citibank	( 33,016)
14,023	Kuehne + Nagel International AG	JP Morgan	( 142,309)
25,079	Kuehne + Nagel International AG	Bank of America Merrill Lynch	( 14,971)
3,730	Kuehne + Nagel International AG	Deutsche Bank	( 2,227)
2,471	Kuehne + Nagel International AG	Credit Suisse	( 25,076)
27,812	Kuehne + Nagel International AG	HSBC	( 282,243)
( 9,816)	LafargeHolcim Ltd	Bank of America Merrill Lynch	52,835
( 5,101)	LafargeHolcim Ltd	Credit Suisse	17,306
( 8,589)	LafargeHolcim Ltd	JP Morgan	29,140
( 106,268)	LafargeHolcim Ltd	Deutsche Bank	571,993
( 61,196)	LafargeHolcim Ltd	HSBC	207,619
25,589	Logitech International SA	Citibank	( 61,357)
6,902	Logitech International SA	JP Morgan	( 25,889)
15,887	Logitech International SA	Credit Suisse	( 59,590)

保有高	銘柄	取引相手	未実現純利益/損 (米ドル)	保有高	銘柄	取引相手	未実現純利益/損 (米ドル)
	スイス(続き)				スイス(続き)		
111,295	Logitech International SA	HSBC	( 417,453)	( 4,428)	Sika AG	Credit Suisse	26,653
( 2,372)	Lonza Group AG	HSBC	22,420	12,178	Sonova Holding AG	HSBC	176,897
( 27,352)	Lonza Group AG	JP Morgan	258,526	3,784	Sonova Holding AG	Credit Suisse	54,966
( 14,367)	Lonza Group AG	Credit Suisse	135,794	1,976	Straumann Holding AG	Bank of America Merrill Lynch	( 5,505)
( 22,279)	Lonza Group AG	Citibank	257,125	2,766	Straumann Holding AG	Citibank	( 85,311)
( 26,412)	Lonza Group AG	Bank of America Merrill Lynch	162,923	6	Straumann Holding AG	Credit Suisse	( 106)
126,908	Nestle SA	Credit Suisse	178,819	5,722	Straumann Holding AG	HSBC	( 101,335)
2,550	Nestle SA	Goldman Sachs	1,031	1,082	Straumann Holding AG	JP Morgan	( 19,162)
22,925	Nestle SA	HSBC	29,879	7,024	Sulzer AG	Goldman Sachs	( 27,566)
84,689	Nestle SA	Citibank	2,528	15,976	Sunrise Communications Group AG '144A'	Bank of America Merrill Lynch	9,537
7,125	Novartis AG	Credit Suisse	17,651	( 5,588)	Swatch Group AG/The	Credit Suisse	231,837
45,481	Novartis AG	HSBC	112,673	( 10,584)	Swatch Group AG/The	Credit Suisse	65,305
37	OC Oerlikon Corp AG	Citibank	( 15)	( 11,695)	Swatch Group AG/The	Bank of America Merrill Lynch	319,981
899	OC Oerlikon Corp AG	Credit Suisse	( 1,216)	( 2,529)	Swatch Group AG/The	HSBC	86,090
( 76,470)	OC Oerlikon Corp AG	Goldman Sachs	4,330	( 5,634)	Swatch Group AG/The	JP Morgan	233,746
5,788	Panalpina Welttransport Holding AG	Credit Suisse	( 35,704)	( 7,562)	Swatch Group AG/The	JP Morgan	57,321
1,331	Panalpina Welttransport Holding AG	Citibank	( 1,854)	( 11,608)	Swatch Group AG/The	Bank of America Merrill Lynch	60,748
21,764	Panalpina Welttransport Holding AG	HSBC	( 134,252)	( 2,245)	Swatch Group AG/The	Deutsche Bank	11,749
18,797	Pargesa Holding SA	Citibank	( 43,014)	( 4,860)	Swatch Group AG/The	Goldman Sachs	104,640
19,454	Pargesa Holding SA	Credit Suisse	( 77,421)	( 6,887)	Swatch Group AG/The	HSBC	55,913
67,883	Pargesa Holding SA	HSBC	( 270,154)	( 2,600)	Swatch Group AG/The	Citibank	67,516
4,109	Pargesa Holding SA	Bank of America Merrill Lynch	( 2,453)	( 29,944)	Swatch Group AG/The	Goldman Sachs	132,206
( 1,610)	Partners Group Holding AG	Goldman Sachs	4,910	1,180	Swiss Life Holding AG	Bank of America Merrill Lynch	2,583
37,627	PSP Swiss Property AG	Citibank	86,103	5,540	Swiss Life Holding AG	Citibank	( 24,252)
9,929	PSP Swiss Property AG	JP Morgan	62,235	6,363	Swiss Life Holding AG	JP Morgan	15,256
18,475	PSP Swiss Property AG	Bank of America Merrill Lynch	68,011	4,050	Swiss Life Holding AG	Goldman Sachs	( 15,147)
12,640	PSP Swiss Property AG	Goldman Sachs	23,461	7,537	Swiss Life Holding AG	HSBC	17,997
14,004	PSP Swiss Property AG	Deutsche Bank	51,552	8,106	Swiss Prime Site AG	Bank of America Merrill Lynch	( 7,662)
5,287	PSP Swiss Property AG	Credit Suisse	33,139	9,162	Swiss Prime Site AG	Credit Suisse	( 6,837)
39,241	PSP Swiss Property AG	HSBC	245,964	20,478	Swiss Prime Site AG	Citibank	( 20,374)
25,989	Roche Holding AG	Bank of America Merrill Lynch	126,700	13,443	Swiss Prime Site AG	JP Morgan	( 10,031)
14,992	Roche Holding AG	Citibank	( 61,901)	16,581	Swiss Re AG	HSBC	50,810
10,258	Roche Holding AG	JP Morgan	( 32,659)	9,414	Swiss Re AG	Bank of America Merrill Lynch	32,969
27,488	Roche Holding AG	Credit Suisse	( 87,515)	14,887	Swiss Re AG	Citibank	5,628
13,859	Roche Holding AG	HSBC	( 44,124)	5,178	Swiss Re AG	Credit Suisse	15,867
4,322	Roche Holding AG	Goldman Sachs	( 19,603)	5,690	Swisscom AG	JP Morgan	32,835
3,010	Schindler Holding AG	HSBC	( 5,412)	6,374	Swisscom AG	Bank of America Merrill Lynch	48,831
3,190	Schindler Holding AG	Bank of America Merrill Lynch	9,521	6,255	Swisscom AG	Credit Suisse	36,095
19,993	Schindler Holding AG	Goldman Sachs	( 99,211)	4,108	Swisscom AG	Citibank	( 30,654)
1,911	Schindler Holding AG	Goldman Sachs	( 4,059)	5,641	Swisscom AG	HSBC	32,552
7,377	SFS Group AG	Credit Suisse	( 75,965)	( 1,060)	Temenos AG	HSBC	( 8,774)
10,806	SFS Group AG	Citibank	( 27,415)	( 1,740)	Temenos AG	Goldman Sachs	11,472
109,831	SFS Group AG	Deutsche Bank	( 469,877)	( 303,373)	UBS Group AG	HSBC	300,324
20,183	SFS Group AG	Bank of America Merrill Lynch	( 86,347)	( 16,658)	Vifor Pharma AG	Bank of America Merrill Lynch	22,374
49,915	SFS Group AG	HSBC	( 513,999)	( 21,105)	Vifor Pharma AG	JP Morgan	( 83,992)
1,927	SGS SA	Bank of America Merrill Lynch	-	( 25,488)	Vifor Pharma AG	Citibank	79,880
887	SGS SA	Credit Suisse	( 53,832)	( 23,853)	Vifor Pharma AG	HSBC	( 94,928)
1,160	SGS SA	Citibank	( 57,706)	7,819	Vontobel Holding AG	Bank of America Merrill Lynch	( 27,617)
531	SGS SA	Deutsche Bank	-	102,998	Vontobel Holding AG	Credit Suisse	( 650,719)
2,275	SGS SA	JP Morgan	( 138,071)	8,522	Vontobel Holding AG	Deutsche Bank	( 30,100)
2,261	SGS SA	HSBC	( 137,221)	30,557	Zurich Insurance Group AG	HSBC	182,412
( 2,356)	Sika AG	Citibank	16,526				3,768,660
( 5,354)	Sika AG	JP Morgan	32,227		台湾		
( 54,268)	Sika AG	Bank of America Merrill Lynch	377,948	( 459,000)	Acer Inc	HSBC	( 6,905)
( 19,104)	Sika AG	HSBC	114,993	( 1,077,000)	Acer Inc	Citibank	( 10,789)

保有高	銘柄	取引相手	未実現純利益/損 (米ドル)
	<b>台湾(続き)</b>		
37,000	Advantech Co Ltd	JP Morgan	7,433
( 1,135,000)	Asia Cement Corp	Citibank	( 39,762)
( 12,922)	Asustek Computer Inc	JP Morgan	7,413
10,033,000	AU Optronics Corp	JP Morgan	( 471,491)
9,206,000	AU Optronics Corp	Citibank	( 26,141)
( 2,305,000)	Cathay Financial Holding Co Ltd	HSBC	309,223
( 847,000)	Cathay Financial Holding Co Ltd	Citibank	11,702
( 77,878)	Cathay Financial Holding Co Ltd	JP Morgan	10,430
56,000	Chailease Holding Co Ltd	JP Morgan	( 34,490)
406,820	Chailease Holding Co Ltd	Citibank	( 3,160)
605,000	Chailease Holding Co Ltd	HSBC	( 373,036)
6,013,956	Chang Hwa Commercial Bank Ltd	JP Morgan	245,876
691,732	Chang Hwa Commercial Bank Ltd	Citibank	19,911
67,888	Chang Hwa Commercial Bank Ltd	Bank of America Merrill Lynch	3,438
( 3,417,000)	Cheng Shin Rubber Industry Co Ltd	Citibank	14,551
( 387,109)	Cheng Shin Rubber Industry Co Ltd	JP Morgan	17,850
( 119,000)	Cheng Shin Rubber Industry Co Ltd	HSBC	5,513
1,364,000	China Airlines Ltd	Goldman Sachs	8,682
3,906,000	China Development Financial Holding Corp	JP Morgan	( 69,872)
34,271,000	China Development Financial Holding Corp	Citibank	( 21,268)
3,095,000	China Development Financial Holding Corp	HSBC	( 55,521)
72,090	China Life Insurance Co Ltd/Taiwan	Bank of America Merrill Lynch	( 342)
3,047,138	China Life Insurance Co Ltd/Taiwan	Citibank	( 14,616)
2,464,079	China Life Insurance Co Ltd/Taiwan	JP Morgan	( 94,265)
4,762,000	China Life Insurance Co Ltd/Taiwan	HSBC	( 182,799)
( 92,946)	Chunghwa Telecom Co Ltd	JP Morgan	4,380
( 741,000)	Chunghwa Telecom Co Ltd	Citibank	( 6,186)
( 1,122,000)	Chunghwa Telecom Co Ltd	Bank of America Merrill Lynch	( 6,035)
( 11,000)	Chunghwa Telecom Co Ltd	HSBC	525
( 1,853,000)	Compal Electronics Inc	Citibank	( 38,691)
( 4,000)	Compal Electronics Inc	HSBC	56
( 312,679)	Compal Electronics Inc	JP Morgan	4,340
1,931,000	CTBC Financial Holding Co Ltd	Citibank	364
2,891,000	CTBC Financial Holding Co Ltd	JP Morgan	( 56,806)
4,536,000	CTBC Financial Holding Co Ltd	HSBC	( 89,627)
( 1,218,000)	Delta Electronics Inc	Citibank	( 65,647)
( 31,515)	Delta Electronics Inc	JP Morgan	16,422
( 197,042)	E.Sun Financial Holding Co Ltd	Citibank	( 8,072)
( 10,935)	E.Sun Financial Holding Co Ltd	Bank of America Merrill Lynch	( 634)
( 445,275)	Eclat Textile Co Ltd	Citibank	146,282
( 61,746)	Epistar Corp	JP Morgan	3,265
( 1,415,000)	Epistar Corp	Citibank	4,484
2,182,498	Eva Airways Corp	Citibank	( 9,108)
3,386,543	Eva Airways Corp	JP Morgan	( 36,001)
3,055,000	Far Eastern New Century Corp	JP Morgan	( 75,722)
672,000	Far Eastern New Century Corp	Citibank	26,223
( 638,000)	Far EasTone Telecommunications Co Ltd	JP Morgan	( 32,710)
( 126,000)	Far EasTone Telecommunications Co Ltd	Citibank	( 7,728)
( 489,000)	Far EasTone Telecommunications Co Ltd	Bank of America Merrill Lynch	( 14,485)
14,000	Feng TAY Enterprise Co Ltd	JP Morgan	( 10,513)
258,000	Feng TAY Enterprise Co Ltd	HSBC	( 194,088)
( 464,049)	First Financial Holding Co Ltd	JP Morgan	( 3,097)
74,000	Formosa Chemicals & Fibre Corp	JP Morgan	( 8,012)
( 102,000)	Formosa Petrochemical Corp	Bank of America Merrill Lynch	( 16,762)
( 482,000)	Formosa Petrochemical Corp	Citibank	3,728

保有高	銘柄	取引相手	未実現純利益/損 (米ドル)
	<b>台湾(続き)</b>		
( 18,000)	Formosa Petrochemical Corp	JP Morgan	( 1,727)
( 181,000)	Formosa Petrochemical Corp	HSBC	( 17,258)
( 311,000)	Formosa Plastics Corp	Citibank	( 2,638)
( 251,247)	Formosa Plastics Corp	JP Morgan	11,486
358,000	Foxconn Technology Co Ltd	Citibank	4,206
5,298,000	Foxconn Technology Co Ltd	HSBC	( 1,294,307)
( 3,006,000)	Fubon Financial Holding Co Ltd	Citibank	( 62,798)
( 612,822)	Fubon Financial Holding Co Ltd	JP Morgan	54,395
( 118,000)	Giant Manufacturing Co Ltd	HSBC	30,359
( 83,682)	Giant Manufacturing Co Ltd	JP Morgan	20,945
( 72,000)	Globalwafers Co Ltd	Citibank	10,594
( 4,080)	Globalwafers Co Ltd	JP Morgan	6,135
( 48,000)	Globalwafers Co Ltd	HSBC	3,247
( 5,096,843)	Hon Hai Precision Industry Co Ltd	Citibank	41,273
( 514,000)	Hon Hai Precision Industry Co Ltd	HSBC	226,532
( 223,000)	Hotai Motor Co Ltd	Citibank	( 130,322)
( 160,915)	Hotai Motor Co Ltd	JP Morgan	( 226,097)
( 49,000)	Hotai Motor Co Ltd	Bank of America Merrill Lynch	( 86,280)
( 152,000)	Hotai Motor Co Ltd	HSBC	( 221,657)
( 90,816)	HTC Corp	JP Morgan	5,473
3,595,424	Hua Nan Financial Holdings Co Ltd	Bank of America Merrill Lynch	70,379
609,287	Hua Nan Financial Holdings Co Ltd	Citibank	11,703
5,197,777	Hua Nan Financial Holdings Co Ltd	JP Morgan	49,152
1,002,000	Innolux Corp	Citibank	4,264
( 23,000)	Largan Precision Co Ltd	Citibank	235,447
( 1,407)	Largan Precision Co Ltd	JP Morgan	48,338
( 4,000)	Largan Precision Co Ltd	HSBC	137,522
1,481,000	Lite-On Technology Corp	JP Morgan	39,030
1,998,234	Lite-On Technology Corp	Citibank	76,337
( 465,891)	MediaTek Inc	Citibank	( 337,401)
( 5,167,000)	Mega Financial Holding Co Ltd	Citibank	( 79,406)
503,000	Nan Ya Plastics Corp	Citibank	13,312
65,000	Nan Ya Plastics Corp	JP Morgan	( 1,712)
( 515,000)	Nanya Technology Corp	Citibank	( 10,945)
( 1,482)	Nanya Technology Corp	JP Morgan	271
561,000	Novatek Microelectronics Corp	Citibank	( 192,993)
( 2,046,000)	Pegatron Corp	Citibank	( 57,830)
( 2,114,000)	Pegatron Corp	HSBC	214,229
( 39,805)	Pegatron Corp	JP Morgan	4,023
1,325,000	Pou Chen Corp	Bank of America Merrill Lynch	( 1,450)
4,370,000	Pou Chen Corp	Citibank	( 38,153)
2,100,000	Pou Chen Corp	JP Morgan	( 110,906)
37,000	President Chain Store Corp	Bank of America Merrill Lynch	( 4,645)
216,000	President Chain Store Corp	Citibank	( 41,995)
155,000	President Chain Store Corp	JP Morgan	( 15,412)
( 1,777,000)	Quanta Computer Inc	Citibank	( 128,214)
( 1,463,000)	Quanta Computer Inc	Bank of America Merrill Lynch	( 20,722)
( 2,453,687)	Quanta Computer Inc	JP Morgan	157,633
( 9,044,050)	Shin Kong Financial Holding Co Ltd	Bank of America Merrill Lynch	( 48,556)
( 339,755)	Shin Kong Financial Holding Co Ltd	JP Morgan	1,228
( 12,330,000)	Shin Kong Financial Holding Co Ltd	Citibank	( 102,218)
1,731,740	SinoPac Financial Holdings Co Ltd	JP Morgan	7,417
4,802,700	SinoPac Financial Holdings Co Ltd	Citibank	26,526
2,404,000	Taishin Financial Holding Co Ltd	Goldman Sachs	9,567
( 3,134,203)	Taiwan Cement Corp	JP Morgan	105,114



保有高	銘柄	取引相手	未実現純利益/(損) (米ドル)	保有高	銘柄	取引相手	未実現純利益/(損) (米ドル)
<b>台湾(続き)</b>				<b>英国(続き)</b>			
2,105,863	Taiwan Cooperative Financial Holding Co Ltd	Bank of America Merrill Lynch	21,345	124,886	Associated British Foods Plc	HSBC	( 83,333)
2,386,603	Taiwan Cooperative Financial Holding Co Ltd	Citibank	34,556	7,943	Associated British Foods Plc	JP Morgan	( 5,300)
6,360,250	Taiwan Cooperative Financial Holding Co Ltd	JP Morgan	( 30,622)	( 18,822)	AstraZeneca Plc	Bank of America Merrill Lynch	( 1,422)
347,000	Taiwan High Speed Rail Corp	Goldman Sachs	18,524	( 2,990)	AstraZeneca Plc	JP Morgan	( 1,939)
( 524,000)	Taiwan Mobile Co Ltd	Citibank	( 12,488)	( 31,407)	AstraZeneca Plc	HSBC	3,163
( 1,090,000)	Taiwan Mobile Co Ltd	Bank of America Merrill Lynch	( 55,299)	538,471	Auto Trader Group Plc '144A'	Deutsche Bank	29,829
( 158,000)	Taiwan Mobile Co Ltd	JP Morgan	( 9,824)	89,171	Auto Trader Group Plc '144A'	Credit Suisse	21,780
945,000	Taiwan Semiconductor Manufacturing Co Ltd	Goldman Sachs	( 37,592)	127,891	Auto Trader Group Plc '144A'	Citibank	2,576
322,000	Taiwan Semiconductor Manufacturing Co Ltd	Citibank	( 30,575)	414,602	Auto Trader Group Plc '144A'	Bank of America Merrill Lynch	22,967
94,000	Taiwan Semiconductor Manufacturing Co Ltd	JP Morgan	( 90,115)	385,345	Auto Trader Group Plc '144A'	JP Morgan	94,750
( 11,447)	TPK Holding Co Ltd	JP Morgan	1,250	47,160	Auto Trader Group Plc '144A'	Goldman Sachs	4,766
( 127,000)	TPK Holding Co Ltd	Citibank	( 7,475)	229,171	Auto Trader Group Plc '144A'	HSBC	55,974
1,699,000	Uni-President Enterprises Corp	Citibank	87,732	384,268	Avast Plc '144A'	HSBC	1,935
1,129,000	Uni-President Enterprises Corp	JP Morgan	114,068	( 27,884)	AVEVA Group Plc	Citibank	( 70,914)
( 347,000)	Unimicron Technology Corp	Citibank	6,193	( 66,567)	AVEVA Group Plc	Bank of America Merrill Lynch	( 288,299)
( 8,420)	Unimicron Technology Corp	JP Morgan	1,717	( 41,470)	AVEVA Group Plc	Credit Suisse	( 204,946)
( 156,000)	Unimicron Technology Corp	HSBC	27,539	( 32,397)	AVEVA Group Plc	Deutsche Bank	( 140,310)
455,000	United Microelectronics Corp	HSBC	( 9,207)	( 39,481)	AVEVA Group Plc	JP Morgan	( 191,867)
4,339,000	United Microelectronics Corp	JP Morgan	( 91,304)	( 121,117)	AVEVA Group Plc	HSBC	( 588,597)
797,000	United Microelectronics Corp	Bank of America Merrill Lynch	( 5,386)	( 25,800)	AVEVA Group Plc	Goldman Sachs	( 80,941)
6,227,000	United Microelectronics Corp	Citibank	( 25,099)	( 222,150)	Aviva Plc	Goldman Sachs	( 6,444)
8,802,000	United Microelectronics Corp	Goldman Sachs	( 7,041)	( 315,634)	B&M European Value Retail SA	Bank of America Merrill Lynch	131,534
509,000	Vanguard International Semiconductor Corp	HSBC	( 115,683)	( 472,253)	B&M European Value Retail SA	Citibank	149,236
( 55,000)	Walsin Lihwa Corp	HSBC	( 209)	( 181,611)	B&M European Value Retail SA	Deutsche Bank	75,683
( 96,000)	Walsin Technology Corp	HSBC	61,014	( 445,318)	B&M European Value Retail SA	Goldman Sachs	83,250
( 2,000)	Wistron Corp	HSBC	12	( 138,298)	B&M European Value Retail SA	Credit Suisse	55,195
11,454,000	Yuanta Financial Holding Co Ltd	Citibank	77,218	( 70,773)	B&M European Value Retail SA	HSBC	28,246
6,314,000	Yuanta Financial Holding Co Ltd	JP Morgan	( 89,374)	( 286,927)	Babcock International Group Plc	Credit Suisse	245,084
2,522,000	Yuanta Financial Holding Co Ltd	Bank of America Merrill Lynch	8,989	( 174,647)	Babcock International Group Plc	Goldman Sachs	152,671
10,994,000	Yuanta Financial Holding Co Ltd	HSBC	( 156,643)	( 85,993)	Babcock International Group Plc	Bank of America Merrill Lynch	79,250
			( 3,135,574)	( 89,847)	Babcock International Group Plc	Citibank	12,217
				( 174,542)	Babcock International Group Plc	JP Morgan	163,882
				( 234,920)	BAE Systems Plc	Goldman Sachs	17,780
				( 220,669)	BAE Systems Plc	Bank of America Merrill Lynch	42,229
				( 412,460)	BAE Systems Plc	Credit Suisse	104,896
				( 113,408)	BAE Systems Plc	Citibank	13,707
				( 435,446)	BAE Systems Plc	HSBC	108,244
				( 221,884)	BAE Systems Plc	JP Morgan	56,429
				( 85,926)	Barrick Gold Corp	HSBC	( 30,291)
				( 85)	BBA Aviation Plc	Bank of America Merrill Lynch	12
				( 280)	BBA Aviation Plc	JP Morgan	35
				( 3)	BBA Aviation Plc*	HSBC	0
				( 44,139)	Beazley Plc	Credit Suisse	2,223
				( 376,723)	Beazley Plc	HSBC	18,972
				( 42,272)	Bellway Plc	Goldman Sachs	32,366
				19,960	Berkeley Group Holdings Plc	Citibank	( 15,832)
				23,770	Berkeley Group Holdings Plc	JP Morgan	( 46,685)
				57,153	Berkeley Group Holdings Plc	Bank of America Merrill Lynch	( 169,096)
				6,215	Berkeley Group Holdings Plc	Deutsche Bank	( 18,388)
				134,091	BHP Group Plc	Bank of America Merrill Lynch	45,919
				87,894	BHP Group Plc	Citibank	( 10,623)
				68,247	BHP Group Plc	Deutsche Bank	23,371
				184,465	BHP Group Plc	JP Morgan	30,191
				206,709	BHP Group Plc	HSBC	33,832
				8,228	Bodycote Plc	Credit Suisse	( 4,299)

保有高	銘柄	取引相手	未実現純利益/(損) (米ドル)	保有高	銘柄	取引相手	未実現純利益/(損) (米ドル)
	英国(続き)				英国(続き)		
42,274	Bodycote Plc	Bank of America Merrill Lynch	( 9,846)	( 287,149)	Cobham Plc	JP Morgan	57,120
33,994	Bodycote Plc	Citibank	( 2,354)	( 143,698)	Cobham Plc	Goldman Sachs	3,763
118,868	Bodycote Plc	JP Morgan	( 62,107)	( 1,422,514)	Cobham Plc	Credit Suisse	282,969
115,040	Bodycote Plc	Deutsche Bank	( 26,795)	( 151,169)	Cobham Plc	HSBC	30,071
492,721	BP Plc	JP Morgan	14,268	53,052	Coca-Cola HBC AG	Credit Suisse	53,406
600,181	BP Plc	Bank of America Merrill Lynch	9,068	36,905	Coca-Cola HBC AG	Bank of America Merrill Lynch	14,868
132,787	BP Plc	Credit Suisse	3,845	5,036	Coca-Cola HBC AG	Citibank	( 1,712)
194,687	BP Plc	HSBC	5,638	15,979	Coca-Cola HBC AG	JP Morgan	14,686
194,730	BP Plc	Goldman Sachs	( 28,118)	58,656	Coca-Cola HBC AG	Goldman Sachs	( 8,469)
( 9,865)	British American Tobacco Plc	Bank of America Merrill Lynch	17,947	26,565	Coca-Cola HBC AG	HSBC	24,415
( 76,596)	British American Tobacco Plc	JP Morgan	81,487	20,899	Compass Group Plc	Citibank	( 5,789)
101,305	British Land Co Plc/The (Reit)	Bank of America Merrill Lynch	( 32,651)	26,720	Compass Group Plc	Goldman Sachs	1,835
136,072	British Land Co Plc/The (Reit)	Credit Suisse	( 77,676)	69,398	Compass Group Plc	Bank of America Merrill Lynch	10,048
134,353	British Land Co Plc/The (Reit)	Citibank	( 14,547)	269,228	Compass Group Plc	JP Morgan	272,508
203,789	British Land Co Plc/The (Reit)	Deutsche Bank	( 65,682)	181,184	Compass Group Plc	HSBC	187,051
165,857	British Land Co Plc/The (Reit)	JP Morgan	( 106,078)	121,929	Compass Group Plc	Credit Suisse	124,478
171,671	British Land Co Plc/The (Reit)	HSBC	( 109,796)	( 73,683)	ConvaTec Group Plc '144A'	Credit Suisse	3,572
317,170	British Land Co Plc/The (Reit)	Goldman Sachs	( 25,159)	( 249,470)	ConvaTec Group Plc '144A'	HSBC	12,092
( 64,104)	BT Group Plc	JP Morgan	20,314	( 22,740)	Croda International Plc	Goldman Sachs	18,112
( 83,760)	BT Group Plc	Citibank	10,461	( 15,379)	Croda International Plc	Bank of America Merrill Lynch	12,585
( 82,169)	BT Group Plc	Bank of America Merrill Lynch	11,504	( 7,040)	Croda International Plc	Credit Suisse	7,534
( 473,280)	BT Group Plc	Goldman Sachs	33,050	( 6,970)	Croda International Plc	Citibank	10,092
( 89,560)	BT Group Plc	HSBC	17,588	( 5,067)	Croda International Plc	HSBC	5,422
( 30,741)	BTG Plc	Bank of America Merrill Lynch	174	( 34,333)	Croda International Plc	JP Morgan	36,741
( 53,843)	BTG Plc	JP Morgan	644	( 19,754)	CYBG Plc	Bank of America Merrill Lynch	3,681
( 48,177)	BTG Plc	Credit Suisse	576	( 3,136,364)	CYBG Plc	HSBC	521,226
( 50,543)	Bunzl Plc	Bank of America Merrill Lynch	( 10,818)	( 48,572)	Daily Mail & General Trust Plc 'A'	Credit Suisse	( 38,029)
( 36,838)	Bunzl Plc	JP Morgan	63,539	( 202,578)	Daily Mail & General Trust Plc 'A'	HSBC	( 259,348)
( 53,468)	Bunzl Plc	Credit Suisse	92,223	( 52,849)	Daily Mail & General Trust Plc 'A'	Bank of America Merrill Lynch	( 57,346)
( 38,269)	Bunzl Plc	HSBC	66,008	( 20,318)	Daily Mail & General Trust Plc 'A'	Deutsche Bank	( 22,047)
( 84,870)	Bunzl Plc	Goldman Sachs	( 17,056)	( 23,831)	Daily Mail & General Trust Plc 'A'	JP Morgan	( 18,658)
14,014	Burberry Group Plc	Citibank	( 24,525)	( 82,333)	Daily Mail & General Trust Plc 'A'	Citibank	( 86,229)
90,707	Burberry Group Plc	Bank of America Merrill Lynch	( 263,802)	( 10,588)	DCC Plc	Citibank	56,254
80,625	Burberry Group Plc	JP Morgan	( 253,260)	( 9,044)	DCC Plc	JP Morgan	5,238
93,299	Burberry Group Plc	Credit Suisse	( 293,071)	( 10,943)	DCC Plc	Bank of America Merrill Lynch	35,821
129,361	Burberry Group Plc	Deutsche Bank	( 376,219)	( 7,381)	DCC Plc	Credit Suisse	4,275
52,727	Burberry Group Plc	HSBC	( 149,663)	( 58,452)	DCC Plc	HSBC	33,852
165,850	Burberry Group Plc	Goldman Sachs	( 239,621)	14,144	Derwent London Plc (Reit)	Credit Suisse	( 1,068)
( 138,954)	Capita Plc	Citibank	( 3,936)	22,555	Derwent London Plc (Reit)	Citibank	( 26,125)
( 1,506,337)	Capita Plc	Credit Suisse	250,335	62,998	Derwent London Plc (Reit)	Goldman Sachs	( 58,171)
( 353)	Capita Plc	JP Morgan	59	63,391	Diageo Plc	Bank of America Merrill Lynch	( 1,995)
( 843)	Capital & Counties Properties Plc	Citibank	85	69,176	Diageo Plc	Credit Suisse	61,191
( 1,321,990)	Capital & Counties Properties Plc	HSBC	369,494	15,258	Diageo Plc	Citibank	( 768)
30,854	Carnival Plc	Credit Suisse	( 40,787)	84,955	Diageo Plc	HSBC	79,149
8,705	Carnival Plc	HSBC	( 11,508)	68,317	Diageo Plc	JP Morgan	57,179
303,802	Centrica Plc	Bank of America Merrill Lynch	( 5,079)	17,640	Diageo Plc	Goldman Sachs	( 5,467)
130,462	Centrica Plc	JP Morgan	( 18,574)	56,011	Direct Line Insurance Group Plc	Bank of America Merrill Lynch	( 705)
63,517	Centrica Plc	Credit Suisse	( 9,043)	194,213	Direct Line Insurance Group Plc	Citibank	( 9,536)
( 450,641)	Cineworld Group Plc	HSBC	132,762	4,408	Direct Line Insurance Group Plc	JP Morgan	239
37,207	Close Brothers Group Plc	Credit Suisse	( 75,418)	171,650	Direct Line Insurance Group Plc	Credit Suisse	9,293
313	Close Brothers Group Plc	Bank of America Merrill Lynch	( 493)	56,523	Direct Line Insurance Group Plc	Deutsche Bank	( 712)
26,436	Close Brothers Group Plc	Citibank	( 18,306)	71,460	Direct Line Insurance Group Plc	HSBC	2,796
9,729	Close Brothers Group Plc	JP Morgan	( 19,721)	761,140	Direct Line Insurance Group Plc	Goldman Sachs	( 17,358)
121,878	Close Brothers Group Plc	HSBC	( 247,046)	19,438	Dixons Carphone Plc	Credit Suisse	( 3,854)
( 3,136,001)	Cobham Plc	Bank of America Merrill Lynch	608,027	1,232	Dixons Carphone Plc	Deutsche Bank	( 157)

保有高	銘柄	取引相手	未実現純利益/損 (米ドル)	保有高	銘柄	取引相手	未実現純利益/損 (米ドル)
	英国(続き)				英国(続き)		
3,247	Dixons Carphone Plc	Citibank	( 141)	( 929,265)	Glencore Plc	JP Morgan	394,271
54,078	Dixons Carphone Plc	Bank of America Merrill Lynch	( 6,911)	( 2,635,461)	Glencore Plc	Bank of America Merrill Lynch	832,830
236,692	Domino's Pizza Group Plc	Bank of America Merrill Lynch	( 68,539)	( 835,393)	Glencore Plc	Credit Suisse	354,443
177,917	Domino's Pizza Group Plc	Credit Suisse	( 65,183)	( 219,483)	Glencore Plc	HSBC	93,123
103,968	Domino's Pizza Group Plc	Citibank	( 9,163)	123,772	Grafton Group Plc (Unit)	Citibank	( 61,552)
123,616	Domino's Pizza Group Plc	Deutsche Bank	( 35,795)	259,594	Grafton Group Plc (Unit)	JP Morgan	( 147,073)
86,240	Domino's Pizza Group Plc	JP Morgan	( 31,596)	268,529	Grafton Group Plc (Unit)	Bank of America Merrill Lynch	( 236,655)
( 490,757)	DS Smith Plc	Bank of America Merrill Lynch	100,094	235,903	Grafton Group Plc (Unit)	Credit Suisse	( 133,651)
( 387,747)	DS Smith Plc	JP Morgan	164,026	27,717	Grafton Group Plc (Unit)	Deutsche Bank	( 24,427)
( 422,779)	DS Smith Plc	Credit Suisse	178,846	234,895	Grafton Group Plc (Unit)	HSBC	( 133,080)
( 618,508)	DS Smith Plc	Goldman Sachs	66,371	( 159,439)	Greene King Plc	JP Morgan	( 58,213)
( 1,280,001)	DS Smith Plc	HSBC	514,165	( 223,845)	GVC Holdings Plc	JP Morgan	59,746
( 453,841)	DS Smith Plc	Citibank	106,849	( 425,394)	GVC Holdings Plc	HSBC	113,541
( 121,071)	easyJet Plc	Citibank	78,348	13,856	Halma Plc	Bank of America Merrill Lynch	5,495
( 126,940)	easyJet Plc	Goldman Sachs	135,208	56,740	Halma Plc	Goldman Sachs	5,085
( 183,195)	easyJet Plc	Credit Suisse	401,779	108,475	Halma Plc	HSBC	25,265
( 153,916)	easyJet Plc	Bank of America Merrill Lynch	228,661	50,313	Hammerson Plc (Reit)	HSBC	( 15,203)
( 49,094)	easyJet Plc	JP Morgan	107,672	98,180	Hammerson Plc (Reit)	Citibank	( 18,294)
( 556,073)	easyJet Plc	HSBC	1,219,567	82,376	Hammerson Plc (Reit)	JP Morgan	( 24,891)
112,502	Electrocomponents Plc	Citibank	( 48,158)	142,410	Hammerson Plc (Reit)	Credit Suisse	( 46,668)
202,673	Electrocomponents Plc	JP Morgan	( 27,558)	406,690	Hammerson Plc (Reit)	Goldman Sachs	( 107,863)
79,308	Electrocomponents Plc	Bank of America Merrill Lynch	( 6,191)	( 6,950)	Hargreaves Lansdown Plc	Bank of America Merrill Lynch	8,838
184,086	Electrocomponents Plc	Credit Suisse	( 25,031)	( 66,621)	Hargreaves Lansdown Plc	Citibank	41,938
156,913	Electrocomponents Plc	Deutsche Bank	( 12,248)	( 41,773)	Hargreaves Lansdown Plc	JP Morgan	41,548
164,427	Electrocomponents Plc	HSBC	( 22,357)	( 60,614)	Hargreaves Lansdown Plc	Credit Suisse	60,287
( 1,144)	Euromoney Institutional Investor Plc	HSBC	( 144)	( 191,041)	Hargreaves Lansdown Plc	HSBC	190,011
43,477	Evraz Plc	Citibank	( 3,175)	( 191,066)	Hikma Pharmaceuticals Plc	Citibank	413,750
46,811	Evraz Plc	HSBC	( 8,369)	( 177,534)	Hikma Pharmaceuticals Plc	Credit Suisse	449,266
243,385	Evraz Plc	Credit Suisse	( 32,351)	( 103,674)	Hikma Pharmaceuticals Plc	Bank of America Merrill Lynch	272,146
98,571	Evraz Plc	JP Morgan	( 17,622)	( 11,740)	Hikma Pharmaceuticals Plc	Goldman Sachs	24,161
282,950	Evraz Plc	Goldman Sachs	5,542	( 31,694)	Hikma Pharmaceuticals Plc	JP Morgan	73,782
155,520	Evraz Plc	Bank of America Merrill Lynch	9,790	( 16,820)	Hikma Pharmaceuticals Plc	HSBC	42,565
24,762	Experian Plc	Bank of America Merrill Lynch	41,412	( 193,764)	Hiscox Ltd	HSBC	( 53,669)
138,579	Experian Plc	Citibank	( 12,501)	( 2,003)	Hiscox Ltd	Credit Suisse	( 555)
83,163	Experian Plc	Credit Suisse	184,103	( 643,989)	Howden Joinery Group Plc	Goldman Sachs	38,231
110,688	Experian Plc	Deutsche Bank	185,114	( 251,170)	Howden Joinery Group Plc	Bank of America Merrill Lynch	56,288
45,216	Experian Plc	HSBC	100,098	( 286,152)	Howden Joinery Group Plc	Credit Suisse	63,372
( 54,230)	Ferguson Plc	Goldman Sachs	164,244	( 81,491)	Howden Joinery Group Plc	Citibank	2,257
( 18,120)	Ferguson Plc	Citibank	64,333	( 230,089)	HSBC Holdings Plc	Citibank	36,500
( 171,457)	Filtrona Plc	Bank of America Merrill Lynch	-	( 78,484)	HSBC Holdings Plc	Credit Suisse	13,932
( 31,066)	Filtrona Plc	Citibank	1,877	( 311,078)	HSBC Holdings Plc	Bank of America Merrill Lynch	72,063
( 450,430)	Filtrona Plc	JP Morgan	44,233	( 271,731)	HSBC Holdings Plc	JP Morgan	48,237
( 258,378)	Fresnillo Plc	JP Morgan	( 81,975)	( 38,092)	HSBC Holdings Plc	Deutsche Bank	8,824
( 147,100)	Fresnillo Plc	Bank of America Merrill Lynch	( 31,854)	109,133	IMI Plc	Credit Suisse	( 155,260)
( 306,598)	Fresnillo Plc	Credit Suisse	( 97,274)	64,075	Imperial Tobacco Group Plc	HSBC	( 212,325)
( 56,751)	Fresnillo Plc	Deutsche Bank	( 12,289)	28,789	Inchcape Plc	Credit Suisse	( 9,243)
( 454,532)	Fresnillo Plc	HSBC	( 144,208)	109,680	Inchcape Plc	Citibank	45,569
( 410,741)	G4S Plc	JP Morgan	9,308	137,493	Inchcape Plc	JP Morgan	( 44,141)
( 679,774)	G4S Plc	Bank of America Merrill Lynch	65,044	( 323,643)	Informa Plc	JP Morgan	47,266
( 253,789)	G4S Plc	Citibank	18,213	( 149,685)	Informa Plc	Bank of America Merrill Lynch	6,407
( 1,114,325)	G4S Plc	Goldman Sachs	71,714	( 228,907)	Informa Plc	Citibank	19,597
( 426,811)	G4S Plc	Credit Suisse	9,672	24,090	InterContinental Hotels Group Plc	Goldman Sachs	4,336
9,789	GlaxoSmithKline Plc	Citibank	( 5,423)	100,375	InterContinental Hotels Group Plc	HSBC	167,956
202,525	GlaxoSmithKline Plc	Credit Suisse	7,139	53,894	InterContinental Hotels Group Plc	Bank of America Merrill Lynch	62,424
281,716	GlaxoSmithKline Plc	JP Morgan	9,931	7,551	InterContinental Hotels Group Plc	Credit Suisse	12,406

保有高	銘柄	取引相手	未実現純利益/損 (米ドル)
	<b>英国(続き)</b>		
23,382	InterContinental Hotels Group Plc	Citibank	( 24,728)
15,067	InterContinental Hotels Group Plc	Deutsche Bank	17,452
22,972	InterContinental Hotels Group Plc	JP Morgan	37,743
54,653	Intermediate Capital Group Plc	Bank of America Merrill Lynch	93,579
10,653	Intermediate Capital Group Plc	Citibank	6,170
16,112	Intermediate Capital Group Plc	JP Morgan	28,196
9,821	Intermediate Capital Group Plc	Credit Suisse	17,187
( 19,418)	Intertek Group Plc	Bank of America Merrill Lynch	( 30,315)
( 29,998)	Intertek Group Plc	JP Morgan	( 27,484)
( 11,620)	Intertek Group Plc	Citibank	( 9,070)
( 33,725)	Intertek Group Plc	Credit Suisse	( 14,436)
( 4,376)	Intertek Group Plc	Deutsche Bank	( 6,832)
( 84,962)	Intertek Group Plc	HSBC	( 36,369)
( 29,330)	Intertek Group Plc	Goldman Sachs	( 42,231)
203,414	Investec Plc	Credit Suisse	( 66,586)
382,584	Investec Plc	HSBC	( 125,235)
22,347	Investec Plc	JP Morgan	( 7,315)
181,200	Investec Plc	Citibank	( 53,154)
( 840,250)	ITV Plc	Goldman Sachs	27,585
1,152,896	J Sainsbury Plc	Bank of America Merrill Lynch	( 98,702)
480,774	J Sainsbury Plc	Citibank	5,750
391,490	J Sainsbury Plc	Goldman Sachs	16,436
797,905	J Sainsbury Plc	Credit Suisse	( 87,397)
296,906	J Sainsbury Plc	Deutsche Bank	( 25,419)
129,881	J Sainsbury Plc	HSBC	( 14,226)
118,836	JD Sports Fashion Plc	Citibank	( 3,292)
35,134	JD Sports Fashion Plc	JP Morgan	( 4,070)
1,178	JD Sports Fashion Plc	Credit Suisse	( 136)
37,866	JD Sports Fashion Plc	HSBC	( 4,386)
( 506,179)	John Wood Group Plc	Bank of America Merrill Lynch	310,355
( 38,518)	John Wood Group Plc	Credit Suisse	23,908
( 233,100)	John Wood Group Plc	JP Morgan	144,824
( 265,475)	John Wood Group Plc	Citibank	142,049
( 138,080)	John Wood Group Plc	Goldman Sachs	34,504
( 894,241)	John Wood Group Plc	Deutsche Bank	548,289
75,909	Johnson Matthey Plc	Goldman Sachs	( 52,315)
160,462	Jupiter Fund Management Plc	Bank of America Merrill Lynch	15,556
410,702	Jupiter Fund Management Plc	JP Morgan	39,298
114,931	Jupiter Fund Management Plc	Credit Suisse	10,997
( 105,806)	Just Eat Plc	Bank of America Merrill Lynch	94,845
( 102,441)	Just Eat Plc	Citibank	34,049
( 571,870)	Just Eat Plc	JP Morgan	683,985
( 97,765)	Kazakhmys Plc	JP Morgan	109,301
( 88,412)	Kazakhmys Plc	Credit Suisse	98,844
( 216,593)	Kazakhmys Plc	Goldman Sachs	85,301
( 272,554)	Kazakhmys Plc	Bank of America Merrill Lynch	170,200
( 288,565)	Kazakhmys Plc	Citibank	102,452
( 200,467)	Kazakhmys Plc	HSBC	224,121
( 198,280)	Kingfisher Plc	Citibank	2,996
( 690,510)	Kingfisher Plc	Goldman Sachs	45,127
( 225,836)	Lancashire Holdings Ltd	Citibank	( 42,649)
( 132,286)	Lancashire Holdings Ltd	Bank of America Merrill Lynch	( 34,142)
( 62,800)	Lancashire Holdings Ltd	JP Morgan	( 35,579)
( 135,595)	Lancashire Holdings Ltd	Credit Suisse	( 76,821)
( 170,163)	Lancashire Holdings Ltd	Deutsche Bank	( 43,918)

保有高	銘柄	取引相手	未実現純利益/損 (米ドル)
	<b>英国(続き)</b>		
409,712	Land Securities Group Plc (Reit)	Bank of America Merrill Lynch	( 276,484)
112,500	Land Securities Group Plc (Reit)	Credit Suisse	( 115,576)
219,405	Land Securities Group Plc (Reit)	Citibank	( 52,484)
195,263	Land Securities Group Plc (Reit)	JP Morgan	( 163,066)
144,904	Land Securities Group Plc (Reit)	Deutsche Bank	( 97,785)
718,389	Land Securities Group Plc (Reit)	HSBC	( 738,033)
507,818	Land Securities Group Plc (Reit)	Goldman Sachs	( 150,382)
988,084	Legal & General Group Plc	HSBC	( 186,600)
13,125,464	Lloyds Banking Group Plc	HSBC	( 725,446)
( 34,038)	London Stock Exchange Group Plc	Bank of America Merrill Lynch	( 6,857)
( 83,666)	London Stock Exchange Group Plc	HSBC	( 103,229)
1,143,817	Man Group Plc/Jersey	Bank of America Merrill Lynch	( 56,451)
104,428	Man Group Plc/Jersey	Credit Suisse	( 11,530)
292,815	Man Group Plc/Jersey	Citibank	( 16,110)
43,759	Man Group Plc/Jersey	Deutsche Bank	( 2,160)
1,070,502	Man Group Plc/Jersey	JP Morgan	( 118,199)
699,111	Marks & Spencer Group Plc	Citibank	( 155,792)
121,808	Marks & Spencer Group Plc	Bank of America Merrill Lynch	( 71,004)
320,034	Marks & Spencer Group Plc	JP Morgan	( 180,509)
511,887	Marks & Spencer Group Plc	Deutsche Bank	( 298,388)
609,793	Marks & Spencer Group Plc	Credit Suisse	( 343,943)
833,640	Marks & Spencer Group Plc	HSBC	( 470,200)
363,150	Marks & Spencer Group Plc	Goldman Sachs	( 77,466)
24,361	Marks & Spencer Group Plc	Bank of America Merrill Lynch	13,173
139,822	Marks & Spencer Group Plc	Citibank	75,607
102,377	Marks & Spencer Group Plc	Deutsche Bank	55,359
64,007	Marks & Spencer Group Plc	JP Morgan	34,611
57,378	Marks & Spencer Group Plc	Goldman Sachs	31,027
121,958	Marks & Spencer Group Plc	Credit Suisse	65,948
166,728	Marks & Spencer Group Plc	HSBC	90,157
( 283,926)	Mediclinic International Plc	Credit Suisse	143,363
( 294,308)	Mediclinic International Plc	Goldman Sachs	82,148
( 398,661)	Mediclinic International Plc	Citibank	140,034
( 406,231)	Mediclinic International Plc	JP Morgan	215,830
( 36,968)	Mediclinic International Plc	HSBC	19,641
( 476,028)	Meggitt Plc	Goldman Sachs	117,347
( 25,180)	Meggitt Plc	JP Morgan	16,039
( 2,008,087)	Melrose Industries Plc	Citibank	281,892
( 1,356,795)	Melrose Industries Plc	JP Morgan	437,301
( 799,893)	Melrose Industries Plc	Credit Suisse	260,833
( 1,570,928)	Melrose Industries Plc	HSBC	506,316
( 303,350)	Merlin Entertainments Plc '144A'	JP Morgan	( 36,282)
( 521,730)	Merlin Entertainments Plc '144A'	Credit Suisse	( 62,402)
423,156	Michael Page International Plc	Bank of America Merrill Lynch	( 55,939)
501,583	Michael Page International Plc	Citibank	( 66,307)
389,058	Michael Page International Plc	Credit Suisse	( 127,354)
21,162	Michael Page International Plc	JP Morgan	( 6,927)
174,508	Michael Page International Plc	Deutsche Bank	( 23,069)
244,725	Michael Page International Plc	HSBC	( 80,108)
( 67,642)	Micro Focus International Plc	JP Morgan	( 75,453)
62,250	Mondi Plc	Bank of America Merrill Lynch	( 31,349)
47,242	Mondi Plc	Citibank	( 50,259)
37,599	Mondi Plc	JP Morgan	( 10,651)
22,141	Mondi Plc	Credit Suisse	( 6,272)
19,331	Mondi Plc	Deutsche Bank	( 9,735)

保有高	銘柄	取引相手	未実現純利益/損 (米ドル)	保有高	銘柄	取引相手	未実現純利益/損 (米ドル)
	英国(続き)				英国(続き)		
86,683	Mondi Plc	HSBC	( 24,555)	( 39,210)	Prudential Plc	HSBC	21,911
91,825	Moneysupermarket.com Group Plc	Citibank	( 7,283)	4,286,374	Quilter Plc '144A'	HSBC	( 791,134)
364,513	Moneysupermarket.com Group Plc	Credit Suisse	39,926	( 92,284)	Reckitt Benckiser Group Plc	Bank of America Merrill Lynch	( 99,920)
40,630	National Express Group Plc	Bank of America Merrill Lynch	( 4,092)	( 2,356)	Reckitt Benckiser Group Plc	Citibank	2,254
179,996	National Express Group Plc	Citibank	( 1,360)	( 21,374)	Reckitt Benckiser Group Plc	JP Morgan	( 54,896)
243,021	National Express Group Plc	JP Morgan	( 45,283)	( 37,179)	Reckitt Benckiser Group Plc	Credit Suisse	( 95,489)
35,354	National Express Group Plc	Credit Suisse	( 6,588)	( 38,177)	Reckitt Benckiser Group Plc	HSBC	( 98,052)
( 44,090)	National Grid Plc	Goldman Sachs	14,070	72,153	RELX Plc	Bank of America Merrill Lynch	60,863
( 246,599)	National Grid Plc	Credit Suisse	104,317	32,740	RELX Plc	Citibank	( 1,443)
( 113,263)	National Grid Plc	Deutsche Bank	74,721	19,363	RELX Plc	JP Morgan	23,525
( 74,168)	National Grid Plc	HSBC	31,375	59,200	RELX Plc	Credit Suisse	71,924
24,487	Next Plc	Citibank	( 2,466)	95,160	RELX Plc	Goldman Sachs	37,195
17,468	Next Plc	Bank of America Merrill Lynch	( 3,079)	19,144	RELX Plc	HSBC	23,259
33,602	Next Plc	JP Morgan	38,074	( 3,350)	Renishaw Plc	JP Morgan	( 1,912)
26,546	Next Plc	Deutsche Bank	( 4,679)	( 8,175)	Renishaw Plc	Bank of America Merrill Lynch	1,235
6,083	Next Plc	Credit Suisse	6,893	( 2,016)	Renishaw Plc	Deutsche Bank	305
4,086	Next Plc	HSBC	4,630	( 4,668)	Renishaw Plc	Citibank	( 235)
( 11,960)	NMC Health Plc	Goldman Sachs	30,412	( 14,785)	Renishaw Plc	Goldman Sachs	( 2,987)
( 89,595)	NMC Health Plc	Bank of America Merrill Lynch	356,448	( 7,418)	Renishaw Plc	Credit Suisse	37,344
( 68,725)	NMC Health Plc	Citibank	175,645	( 10,780)	Renishaw Plc	HSBC	58,631
( 16,491)	NMC Health Plc	Deutsche Bank	65,608	( 92,660)	Rentokil Initial Plc	Citibank	12,832
( 124,700)	NMC Health Plc	HSBC	725,328	( 226,784)	Rentokil Initial Plc	Credit Suisse	39,402
( 11,760)	NMC Health Plc	JP Morgan	42,528	( 973,366)	Rentokil Initial Plc	HSBC	169,115
( 44,259)	NMC Health Plc	Credit Suisse	257,436	186,637	Rightmove Plc	Credit Suisse	46,995
( 167,350)	Ocado Group Plc	Citibank	86,384	416,488	Rightmove Plc	Citibank	26,742
( 204,296)	Ocado Group Plc	Bank of America Merrill Lynch	234,060	573,601	Rightmove Plc	JP Morgan	149,825
( 130,610)	Ocado Group Plc	Credit Suisse	274,612	500,574	Rightmove Plc	Goldman Sachs	54,701
( 58,170)	Ocado Group Plc	Goldman Sachs	48,040	421,464	Rightmove Plc	HSBC	106,125
( 432,142)	Ocado Group Plc	JP Morgan	893,962	101,684	Rio Tinto Plc	Credit Suisse	138,902
( 2,950)	Ocado Group Plc	Deutsche Bank	3,380	11,798	Rio Tinto Plc	Citibank	( 21,464)
274,049	Pearson Plc	Credit Suisse	( 79,356)	90,813	Rio Tinto Plc	HSBC	124,052
123,568	Pearson Plc	Citibank	( 28,936)	( 5,750,077)	Rolls Royce Holdings Plc	Credit Suisse	-
152,320	Pearson Plc	Bank of America Merrill Lynch	( 33,752)	( 6,832,898)	Rolls Royce Holdings Plc	Citibank	( 8,602)
161,881	Pearson Plc	Deutsche Bank	( 35,870)	(13,114,481)	Rolls Royce Holdings Plc	HSBC	( 16,511)
57,224	Pearson Plc	JP Morgan	( 16,570)	( 3,369,873)	Rolls Royce Holdings Plc	Bank of America Merrill Lynch	-
34,696	Pearson Plc	HSBC	( 10,047)	(13,403,664)	Rolls Royce Holdings Plc	JP Morgan	( 16,875)
( 169,355)	Pennon Group Plc	JP Morgan	( 43,496)	( 47,463)	Rolls-Royce Holdings Plc	Bank of America Merrill Lynch	34,300
( 85,612)	Pennon Group Plc	Bank of America Merrill Lynch	( 6,898)	( 114,051)	Rolls-Royce Holdings Plc	Citibank	87,303
( 2,776)	Pennon Group Plc	Citibank	( 580)	( 213,683)	Rolls-Royce Holdings Plc	JP Morgan	150,117
80,642	Persimmon Plc	Bank of America Merrill Lynch	( 154,323)	( 96,366)	Rolls-Royce Holdings Plc	Credit Suisse	67,699
68,668	Persimmon Plc	Citibank	( 30,691)	( 184,711)	Rolls-Royce Holdings Plc	HSBC	129,764
8,264	Persimmon Plc	JP Morgan	( 16,023)	( 270,929)	Royal Bank of Scotland Group Plc	Credit Suisse	71,972
45,334	Persimmon Plc	Credit Suisse	( 87,896)	( 187,070)	Royal Bank of Scotland Group Plc	Bank of America Merrill Lynch	37,919
54,795	Persimmon Plc	Deutsche Bank	( 104,860)	( 580,647)	Royal Bank of Scotland Group Plc	Citibank	23,393
23,731	Persimmon Plc	HSBC	( 46,011)	( 440,590)	Royal Bank of Scotland Group Plc	JP Morgan	117,042
137,745	Petrofac Ltd	Bank of America Merrill Lynch	( 9,191)	( 577,554)	Royal Bank of Scotland Group Plc	HSBC	153,427
330,091	Petrofac Ltd	Citibank	( 11,636)	191,271	Royal Dutch Shell Plc 'A'	Bank of America Merrill Lynch	( 128,833)
( 595,790)	Phoenix Group Holdings Plc	Credit Suisse	41,255	98,270	Royal Dutch Shell Plc 'A'	Credit Suisse	65,573
( 246,236)	Phoenix Group Holdings Plc	Citibank	10,540	119,908	Royal Dutch Shell Plc 'A'	Citibank	( 110,959)
( 235,133)	Phoenix Group Holdings Plc	HSBC	16,282	44,861	Royal Dutch Shell Plc 'A'	HSBC	26,555
171,649	Playtech Plc	Bank of America Merrill Lynch	12,102	7,570	Royal Dutch Shell Plc 'A'	Goldman Sachs	( 6,694)
101,211	Playtech Plc	JP Morgan	10,959	76,157	Royal Dutch Shell Plc 'A'	JP Morgan	41,555
( 91,640)	Prudential Plc	Goldman Sachs	75,248	26,927	Royal Dutch Shell Plc 'B'	Citibank	( 27,121)
( 184,567)	Prudential Plc	JP Morgan	176,112	39,838	Royal Dutch Shell Plc 'B'	JP Morgan	27,586
( 125,735)	Prudential Plc	Credit Suisse	133,764	12,370	Royal Dutch Shell Plc 'B'	Goldman Sachs	( 7,943)

保有高	銘柄	取引相手	未実現純利益/損 (米ドル)	保有高	銘柄	取引相手	未実現純利益/損 (米ドル)
	英国(続き)				英国(続き)		
27,689	Royal Dutch Shell Plc 'B'	Bank of America Merrill Lynch	( 18,476)	70,245	SSE Plc	JP Morgan	( 39,797)
7,910	Royal Dutch Shell Plc 'B'	HSBC	( 1,547)	37,170	SSE Plc	Bank of America Merrill Lynch	( 3,042)
89,441	Royal Dutch Shell Plc 'B'	Credit Suisse	61,933	123,131	SSE Plc	Deutsche Bank	( 10,076)
124,076	Royal Mail Plc	Credit Suisse	( 58,892)	33,165	SSE Plc	HSBC	( 18,790)
1,099,081	Royal Mail Plc	Bank of America Merrill Lynch	( 480,159)	( 64,753)	St James's Place Plc	Bank of America Merrill Lynch	58,697
182,915	Royal Mail Plc	JP Morgan	( 86,819)	( 190,890)	St James's Place Plc	HSBC	180,248
1,034,856	Royal Mail Plc	HSBC	( 491,187)	( 480,890)	Standard Chartered Plc	Deutsche Bank	( 26,639)
121,166	Royal Mail Plc	Citibank	( 27,154)	( 39,085)	Standard Chartered Plc	JP Morgan	2,952
56,887	Royal Mail Plc	Deutsche Bank	( 24,852)	( 63,550)	Standard Chartered Plc	Goldman Sachs	5,130
( 188,366)	RPC Group Plc	JP Morgan	2,372	( 154,607)	Standard Chartered Plc	HSBC	11,679
( 192,926)	RPC Group Plc	Bank of America Merrill Lynch	972	( 284,776)	Standard Life Aberdeen Plc	Bank of America Merrill Lynch	( 13,624)
( 156,179)	RPC Group Plc	Citibank	( 1,966)	( 515,140)	Standard Life Aberdeen Plc	Citibank	( 11,026)
( 112,816)	RPC Group Plc	Deutsche Bank	568	( 57,286)	Standard Life Aberdeen Plc	HSBC	2,885
( 376,209)	RPC Group Plc	HSBC	4,736	351,310	Tate & Lyle Plc	Citibank	( 270,687)
( 999,048)	RSA Insurance Group Plc	HSBC	( 211,311)	200,633	Tate & Lyle Plc	JP Morgan	( 41,426)
( 46,003)	RSA Insurance Group Plc	Credit Suisse	( 9,730)	407,965	Tate & Lyle Plc	Bank of America Merrill Lynch	( 311,259)
192,740	Sage Group Plc/The	Bank of America Merrill Lynch	73,283	103,377	Tate & Lyle Plc	Deutsche Bank	( 78,872)
32,347	Sage Group Plc/The	Citibank	( 10,344)	36,256	Tate & Lyle Plc	HSBC	( 7,486)
174,795	Sage Group Plc/The	JP Morgan	58,978	276,611	Taylor Wimpey Plc	Bank of America Merrill Lynch	( 38,656)
25,556	Sage Group Plc/The	Credit Suisse	8,623	697,474	Taylor Wimpey Plc	JP Morgan	( 104,057)
23,330	Sage Group Plc/The	Goldman Sachs	365	191,683	Taylor Wimpey Plc	Citibank	( 6,275)
82,257	Sage Group Plc/The	Deutsche Bank	31,276	1,191,104	Taylor Wimpey Plc	Credit Suisse	( 177,703)
167,084	Sage Group Plc/The	HSBC	56,376	990,782	Taylor Wimpey Plc	Deutsche Bank	( 138,461)
( 109,355)	Schroders Plc	Goldman Sachs	158,029	537,990	Taylor Wimpey Plc	Goldman Sachs	( 11,288)
( 89,151)	Schroders Plc	Citibank	190,810	112,360	Taylor Wimpey Plc	HSBC	( 16,763)
( 46,182)	Schroders Plc	Bank of America Merrill Lynch	104,658	( 2,150,761)	Tesco Plc	HSBC	484,698
( 13,110)	Schroders Plc	Credit Suisse	34,662	( 41,790)	TUI AG	Goldman Sachs	29,284
( 44,790)	Segro Plc (Reit)	Credit Suisse	( 9,135)	( 37,610)	TUI AG	Bank of America Merrill Lynch	42,142
( 67,467)	Segro Plc (Reit)	Deutsche Bank	11,892	( 101,247)	TUI AG	Credit Suisse	101,289
( 177,531)	Segro Plc (Reit)	Citibank	42,020	( 770)	Tullett Prebon Plc	Credit Suisse	26
14,810	Severn Trent Plc	Goldman Sachs	8,400	( 13,987)	Tullett Prebon Plc	Citibank	( 546)
36,865	Severn Trent Plc	Bank of America Merrill Lynch	10,675	( 25)	Tullett Prebon Plc	Deutsche Bank	( 1)
8,225	Severn Trent Plc	Credit Suisse	3,676	( 2,703)	Tullett Prebon Plc	Bank of America Merrill Lynch	( 78)
8,513	Severn Trent Plc	JP Morgan	3,805	( 381,177)	Tullett Prebon Plc	HSBC	12,957
( 158,821)	Shaftesbury Plc (Reit)	Bank of America Merrill Lynch	80,982	37,018	Unilever Plc	Bank of America Merrill Lynch	66,646
( 13,326)	Shaftesbury Plc (Reit)	Citibank	2,097	15,820	Unilever Plc	Deutsche Bank	28,482
( 44,535)	Shaftesbury Plc (Reit)	JP Morgan	29,437	46,310	Unilever Plc	Goldman Sachs	21,413
( 65,379)	Shaftesbury Plc (Reit)	Credit Suisse	43,214	44,067	Unilever Plc	Credit Suisse	111,527
( 161,913)	Shaftesbury Plc (Reit)	Deutsche Bank	82,559	19,939	Unilever Plc	Citibank	( 6,025)
( 148,848)	Shaftesbury Plc (Reit)	HSBC	98,385	43,336	Unilever Plc	HSBC	112,924
180,111	Smith & Nephew Plc	Bank of America Merrill Lynch	70,296	37,045	Unilever Plc	JP Morgan	95,145
346,996	Smith & Nephew Plc	Citibank	54,609	133,325	United Utilities Group Plc	Goldman Sachs	26,945
4,922	Smith & Nephew Plc	Credit Suisse	5,298	34,665	United Utilities Group Plc	Credit Suisse	3,142
19,010	Smith & Nephew Plc	Goldman Sachs	5,488	107,445	United Utilities Group Plc	Deutsche Bank	( 6,764)
( 147,944)	Smiths Group Plc	Goldman Sachs	95,734	672,094	Vodafone Group Plc	Bank of America Merrill Lynch	32,493
( 8,376)	Smiths Group Plc	Credit Suisse	8,964	1,523,795	Vodafone Group Plc	Citibank	80,192
( 19,428)	Smiths Group Plc	Citibank	15,532	206,788	Vodafone Group Plc	JP Morgan	( 26,712)
( 9,907)	Smiths Group Plc	Bank of America Merrill Lynch	6,424	963,880	Vodafone Group Plc	Goldman Sachs	66,043
( 105,170)	Smiths Group Plc	HSBC	112,548	1,778,358	Vodafone Group Plc	Credit Suisse	( 229,717)
( 56,017)	Smiths Group Plc	JP Morgan	43,529	2,853,525	Vodafone Group Plc	HSBC	( 332,875)
( 3,420)	Spirax-Sarco Engineering Plc	Citibank	22,605	( 68,704)	Weir Group Plc/The	Citibank	81,308
( 19,620)	Spirax-Sarco Engineering Plc	Goldman Sachs	102,477	( 43,966)	Weir Group Plc/The	JP Morgan	92,993
( 9,673)	Spirax-Sarco Engineering Plc	Bank of America Merrill Lynch	32,881	( 17,220)	Weir Group Plc/The	Goldman Sachs	20,796
( 1,578)	Spirax-Sarco Engineering Plc	Credit Suisse	( 1,093)	( 197,771)	Weir Group Plc/The	Bank of America Merrill Lynch	217,870
( 16,121)	Spirax-Sarco Engineering Plc	Deutsche Bank	54,800	( 191,800)	Weir Group Plc/The	Credit Suisse	405,680

保有高	銘柄	取引相手	未実現純利益/損 (米ドル)
<b>英国(続き)</b>			
( 94,631)	Weir Group Plc/The	Deutsche Bank	104,248
( 102,774)	Weir Group Plc/The	HSBC	210,974
( 829)	Whitbread Plc	JP Morgan	( 1,065)
( 109,069)	Whitbread Plc	HSBC	( 140,064)
339,225	William Hill Plc	Citibank	( 14,307)
1,629	William Hill Plc	JP Morgan	( 356)
23,553	William Hill Plc	Bank of America Merrill Lynch	( 697)
45,392	William Hill Plc	Credit Suisse	( 9,915)
1,910,650	William Hill Plc	HSBC	( 417,356)
90,743	Wm Morrison Supermarkets Plc	Bank of America Merrill Lynch	( 19,936)
291,552	Wm Morrison Supermarkets Plc	Citibank	( 44,598)
225,176	Wm Morrison Supermarkets Plc	Deutsche Bank	( 49,470)
666,740	Wm Morrison Supermarkets Plc	HSBC	( 137,246)
( 37,075)	Workspace Group Plc (Reit)	HSBC	39,909
( 15,421)	Workspace Group Plc (Reit)	Citibank	8,640
( 2,252)	Workspace Group Plc (Reit)	Deutsche Bank	1,942
( 43,876)	Workspace Group Plc (Reit)	Bank of America Merrill Lynch	37,839
( 33,498)	Workspace Group Plc (Reit)	JP Morgan	36,059
24,630	WPP Plc	Credit Suisse	( 8,544)
21,660	WPP Plc	JP Morgan	( 3,575)
92,880	WPP Plc	Goldman Sachs	( 18,054)
			<u>11,430,494</u>
<b>米国</b>			
( 21,417)	2U Inc	HSBC	146,064
( 133,001)	2U Inc	Bank of America Merrill Lynch	359,103
( 83,171)	2U Inc	Citibank	226,225
( 91,840)	2U Inc	Goldman Sachs	246,936
( 60,782)	2U Inc	Credit Suisse	414,533
( 22,886)	2U Inc	JP Morgan	156,083
( 3,207)	3M Co	Bank of America Merrill Lynch	45,860
( 1,746)	3M Co	Credit Suisse	32,772
( 9,102)	3M Co	Citibank	90,292
32,644	Aaron's Inc	Credit Suisse	( 132,208)
20,567	Aaron's Inc	Citibank	( 35,170)
28,848	Aaron's Inc	JP Morgan	( 116,834)
( 19,220)	Abbott Laboratories	Goldman Sachs	8,091
( 3,285)	Abbott Laboratories	Bank of America Merrill Lynch	2,431
( 10,359)	Abbott Laboratories	Credit Suisse	4,820
( 2,600)	Abbott Laboratories	JP Morgan	163
5,720	AbbVie Inc	HSBC	( 7,809)
57,118	AbbVie Inc	JP Morgan	( 76,538)
70,014	AbbVie Inc	Bank of America Merrill Lynch	( 149,130)
25,050	AbbVie Inc	Citibank	( 123,747)
8,416	AbbVie Inc	Credit Suisse	( 11,277)
( 1,019)	Abiomed Inc	Credit Suisse	( 2,058)
( 1,375)	Abiomed Inc	Citibank	4,386
( 87,998)	Acadia Healthcare Co Inc	JP Morgan	44,879
( 10,470)	Acadia Healthcare Co Inc	Goldman Sachs	5,415
( 16,866)	Acadia Healthcare Co Inc	Bank of America Merrill Lynch	17,878
( 39,131)	Acadia Healthcare Co Inc	Citibank	57,131
( 86,619)	Acadia Healthcare Co Inc	Credit Suisse	45,798
( 18,892)	Acadia Realty Trust (Reit)	Bank of America Merrill Lynch	30,416
( 17,472)	Acadia Realty Trust (Reit)	JP Morgan	22,015
( 6,051)	Acadia Realty Trust (Reit)	Citibank	9,440
( 6,288)	Acadia Realty Trust (Reit)	Credit Suisse	7,923

保有高	銘柄	取引相手	未実現純利益/損 (米ドル)
<b>米国(続き)</b>			
10,628	Accenture Plc 'A'	HSBC	42,147
17,582	Accenture Plc 'A'	Bank of America Merrill Lynch	42,021
( 14,853)	Accenture Plc 'A'	Citibank	( 38,618)
( 9,599)	Accenture Plc 'A'	JP Morgan	38,108
5,434	Accenture Plc 'A'	Credit Suisse	21,573
2,770	Accenture Plc 'A'	Goldman Sachs	( 2,377)
( 9,016)	Activision Blizzard Inc	Credit Suisse	33,449
( 8,730)	Activision Blizzard Inc	Citibank	( 1,746)
( 23,866)	Activision Blizzard Inc	JP Morgan	88,543
( 2,824)	Activision Blizzard Inc	Bank of America Merrill Lynch	8,952
17,560	Acuity Brands Inc	Bank of America Merrill Lynch	( 266,385)
2,066	Acuity Brands Inc	Citibank	( 35,783)
7,694	Acuity Brands Inc	JP Morgan	( 177,501)
10,303	Acuity Brands Inc	Credit Suisse	( 237,690)
( 9,907)	Adient Plc	HSBC	51,021
( 7,431)	Adient Plc	Citibank	( 594)
( 16,892)	Adient Plc	Goldman Sachs	21,444
( 53,211)	Adient Plc	Credit Suisse	266,618
( 35,164)	Adient Plc	JP Morgan	168,562
12,655	Adobe Inc	Bank of America Merrill Lynch	( 86,181)
1,853	Adobe Inc	HSBC	( 12,526)
( 58,580)	ADT Inc	Citibank	16,988
( 286,325)	ADT Inc	Credit Suisse	39,499
35,218	Adtalem Global Education Inc	Bank of America Merrill Lynch	( 2,113)
9,292	Adtalem Global Education Inc	Credit Suisse	( 6,411)
17,880	Adtalem Global Education Inc	Citibank	7,331
9,905	Advance Auto Parts Inc	Citibank	( 110,144)
4,213	Advance Auto Parts Inc	JP Morgan	( 14,535)
1,162	Advanced Energy Industries Inc	Bank of America Merrill Lynch	( 4,416)
4,063	Advanced Energy Industries Inc	JP Morgan	( 7,273)
10,448	Advanced Energy Industries Inc	Credit Suisse	( 18,702)
( 10,150)	Advanced Micro Devices Inc	HSBC	( 3,836)
( 85,770)	Advanced Micro Devices Inc	Citibank	( 34,308)
( 368,714)	Advanced Micro Devices Inc	JP Morgan	( 265,474)
( 24,394)	AECOM	Bank of America Merrill Lynch	49,642
( 69,713)	AECOM	Citibank	79,124
( 61,080)	AECOM	Goldman Sachs	50,424
52,438	AerCap Holdings NV	JP Morgan	( 283,690)
46,538	AerCap Holdings NV	Bank of America Merrill Lynch	( 231,294)
16,853	AerCap Holdings NV	Citibank	( 67,075)
173,919	AES Corp/VA	Bank of America Merrill Lynch	( 78,264)
66,743	AES Corp/VA	JP Morgan	( 14,016)
118,020	AES Corp/VA	Citibank	( 92,056)
95,968	AES Corp/VA	Credit Suisse	( 20,153)
119,390	AES Corp/VA	Goldman Sachs	( 80,028)
( 14,948)	Affiliated Managers Group Inc	Bank of America Merrill Lynch	106,280
( 6,220)	Affiliated Managers Group Inc	Citibank	33,028
( 9,994)	Affiliated Managers Group Inc	JP Morgan	98,342
( 12,155)	Affiliated Managers Group Inc	Credit Suisse	119,970
( 2,078)	Affiliated Managers Group Inc	HSBC	20,510
205,851	Aflac Inc	Citibank	( 168,798)
68,228	Aflac Inc	JP Morgan	75,863
20,610	Aflac Inc	Bank of America Merrill Lynch	1,649
2,777	Aflac Inc	HSBC	3,194
14,105	Aflac Inc	Credit Suisse	16,221

保有高	銘柄	取引相手	未実現純利益/損 (米ドル)	保有高	銘柄	取引相手	未実現純利益/損 (米ドル)
	米国(続き)				米国(続き)		
15,673	AGCO Corp	Credit Suisse	( 105,009)	( 11,090)	Alexandria Real Estate Equities Inc (Reit)	Goldman Sachs	( 3,972)
13,173	AGCO Corp	Bank of America Merrill Lynch	( 52,692)	( 1,875)	Alexion Pharmaceuticals Inc	Citibank	22,331
8,550	AGCO Corp	JP Morgan	( 43,524)	( 2,680)	Alexion Pharmaceuticals Inc	Goldman Sachs	38,280
5,623	AGCO Corp	Citibank	( 6,073)	( 1,560)	Alexion Pharmaceuticals Inc	Bank of America Merrill Lynch	19,921
19,061	AGCO Corp	HSBC	( 124,618)	( 6,145)	Alexion Pharmaceuticals Inc	Credit Suisse	110,671
45,340	AGCO Corp	Goldman Sachs	( 62,185)	( 1,530)	Alexion Pharmaceuticals Inc	HSBC	19,403
38,732	Agilent Technologies Inc	Bank of America Merrill Lynch	( 40,281)	( 3,638)	Align Technology Inc	Bank of America Merrill Lynch	171,404
6,303	Agilent Technologies Inc	Citibank	( 8,635)	( 3,022)	Align Technology Inc	JP Morgan	133,799
47,883	Agilent Technologies Inc	JP Morgan	( 479,309)	( 989)	Alleghany Corp	Credit Suisse	4,431
25,391	Agilent Technologies Inc	Credit Suisse	( 254,164)	( 6,520)	Alleghany Corp	Goldman Sachs	141,978
3,197	Agilent Technologies Inc	HSBC	( 32,002)	( 1,204)	Alleghany Corp	Citibank	33,182
46,910	Agilent Technologies Inc	Goldman Sachs	( 81,356)	( 1,400)	Alleghany Corp	HSBC	9,027
( 38,342)	Agios Pharmaceuticals Inc	Bank of America Merrill Lynch	57,896	( 1,989)	Alleghany Corp	JP Morgan	8,911
( 45,873)	Agios Pharmaceuticals Inc	Credit Suisse	266,522	3,530	Allegion Plc	Goldman Sachs	( 8,733)
( 16,450)	Agios Pharmaceuticals Inc	Goldman Sachs	73,129	( 10,699)	Allergan Plc	JP Morgan	195,203
( 23,039)	Agios Pharmaceuticals Inc	HSBC	78,919	( 1,610)	Allergan Plc	Goldman Sachs	30,260
( 36,007)	Agios Pharmaceuticals Inc	Citibank	198,399	( 9,219)	Allergan Plc	Citibank	163,222
( 57,141)	Agios Pharmaceuticals Inc	JP Morgan	331,989	( 12,737)	Allergan Plc	Credit Suisse	227,656
283,798	AGNC Investment Corp (Reit)	HSBC	( 350,098)	( 6,320)	Allergan Plc	HSBC	113,230
195,350	AGNC Investment Corp (Reit)	Goldman Sachs	( 187,701)	( 13,339)	Allete Inc	Bank of America Merrill Lynch	7,203
52,108	AGNC Investment Corp (Reit)	Credit Suisse	( 63,832)	( 8,918)	Allete Inc	Citibank	15,161
162,165	AGNC Investment Corp (Reit)	Bank of America Merrill Lynch	( 200,274)	( 10,339)	Allete Inc	JP Morgan	414
125,594	AGNC Investment Corp (Reit)	Citibank	( 99,847)	1,427	Alliance Data Systems Corp	HSBC	( 16,782)
( 20,000)	Agnico Eagle Mines Ltd	Bank of America Merrill Lynch	( 43,400)	17,015	Alliance Data Systems Corp	Credit Suisse	( 194,252)
( 39,726)	Agnico Eagle Mines Ltd	Credit Suisse	( 96,931)	5,399	Alliance Data Systems Corp	Citibank	( 36,929)
( 17,783)	Agnico Eagle Mines Ltd	Citibank	( 52,104)	3,639	Alliance Data Systems Corp	JP Morgan	( 42,795)
( 65,183)	Agnico Eagle Mines Ltd	HSBC	( 144,307)	15,160	Alliance Data Systems Corp	Goldman Sachs	( 97,085)
( 34,594)	Agnico Eagle Mines Ltd	JP Morgan	( 91,476)	( 7,610)	Alliant Energy Corp	Goldman Sachs	6,333
( 46,870)	Agnico Eagle Mines Ltd	Goldman Sachs	( 122,725)	( 17,802)	Alliant Energy Corp	Credit Suisse	( 14,598)
20,240	Air Lease Corp	Goldman Sachs	( 10,616)	( 24,444)	Alliant Energy Corp	JP Morgan	( 20,044)
( 4,310)	Air Products & Chemicals Inc	Goldman Sachs	6,482	57,209	Allison Transmission Holdings Inc	HSBC	( 193,072)
71,706	Akamai Technologies Inc	Citibank	( 237,347)	59,428	Allison Transmission Holdings Inc	Bank of America Merrill Lynch	( 154,513)
55,127	Akamai Technologies Inc	Bank of America Merrill Lynch	( 43,550)	104,575	Allison Transmission Holdings Inc	Citibank	( 188,235)
39,561	Akamai Technologies Inc	Credit Suisse	( 30,260)	68,636	Allison Transmission Holdings Inc	JP Morgan	( 246,403)
34,401	Akamai Technologies Inc	HSBC	( 25,418)	43,694	Allison Transmission Holdings Inc	Credit Suisse	( 156,861)
26,836	Akamai Technologies Inc	JP Morgan	( 30,593)	80,900	Allison Transmission Holdings Inc	Goldman Sachs	( 125,022)
25,870	Akamai Technologies Inc	Goldman Sachs	( 53,118)	39,786	Allstate Corp/The	JP Morgan	( 5,570)
22,160	Alarm.com Holdings Inc	Credit Suisse	( 260,602)	42,142	Allstate Corp/The	Bank of America Merrill Lynch	( 13,064)
29,319	Alarm.com Holdings Inc	Citibank	( 87,077)	27,129	Allstate Corp/The	Citibank	( 51,816)
( 21,470)	Alaska Air Group Inc	Goldman Sachs	67,415	4,599	Allstate Corp/The	Credit Suisse	( 1,134)
( 31,898)	Alaska Air Group Inc	Bank of America Merrill Lynch	104,306	3,235	Allstate Corp/The	HSBC	( 453)
( 13,958)	Alaska Air Group Inc	Credit Suisse	34,476	71,761	Ally Financial Inc	JP Morgan	( 23,814)
( 15,896)	Alaska Air Group Inc	HSBC	39,263	73,891	Ally Financial Inc	Citibank	( 59,852)
( 33,447)	Alaska Air Group Inc	JP Morgan	84,643	211,647	Ally Financial Inc	Bank of America Merrill Lynch	( 33,864)
( 7,474)	Albemarle Corp	Credit Suisse	62,034	140,318	Ally Financial Inc	Credit Suisse	( 43,499)
( 17,590)	Albemarle Corp	Goldman Sachs	77,921	79,258	Ally Financial Inc	HSBC	( 42,389)
( 27,723)	Albemarle Corp	Bank of America Merrill Lynch	146,932	94,830	Ally Financial Inc	Goldman Sachs	( 43,017)
( 45,785)	Albemarle Corp	Citibank	168,489	( 68,406)	Alnylam Pharmaceuticals Inc	Bank of America Merrill Lynch	4,788
( 60,132)	Albemarle Corp	JP Morgan	499,096	( 41,651)	Alnylam Pharmaceuticals Inc	Credit Suisse	89,550
( 20,332)	Albemarle Corp	HSBC	161,461	( 16,780)	Alnylam Pharmaceuticals Inc	Goldman Sachs	11,132
( 14,421)	Alcoa Corp	Bank of America Merrill Lynch	55,665	( 83,570)	Alnylam Pharmaceuticals Inc	Citibank	( 15,878)
( 40,240)	Alcoa Corp	Credit Suisse	142,450	( 39,188)	Alnylam Pharmaceuticals Inc	JP Morgan	84,254
( 6,317)	Alcoa Corp	HSBC	22,362	785	Alphabet Inc 'A'	Credit Suisse	( 48,548)
( 39,607)	Alcoa Corp	JP Morgan	140,209	168	Alphabet Inc 'A'	HSBC	( 10,390)
( 6,052)	Alexandria Real Estate Equities Inc (Reit)	JP Morgan	( 33,165)	( 1,410)	Alphabet Inc 'C'	Goldman Sachs	62,022



保有高	銘柄	取引相手	未実現純利益/(損) (米ドル)
	<b>米国(続き)</b>		
( 18,438)	Altria Group Inc	Citibank	58,264
( 16,897)	Altria Group Inc	JP Morgan	38,694
( 20,867)	Altria Group Inc	HSBC	47,785
( 17,839)	Altria Group Inc	Credit Suisse	40,851
( 27,473)	Altria Group Inc	Bank of America Merrill Lynch	67,584
( 514)	Amazon.com Inc	Bank of America Merrill Lynch	43,433
11,671	AMC Networks Inc 'A'	Bank of America Merrill Lynch	( 12,721)
32,388	AMC Networks Inc 'A'	Citibank	( 58,298)
99,223	AMC Networks Inc 'A'	JP Morgan	( 268,894)
16,913	AMC Networks Inc 'A'	Credit Suisse	( 45,834)
6,760	AMC Networks Inc 'A'	Goldman Sachs	( 11,468)
3,750	Amdocs Ltd	Bank of America Merrill Lynch	( 6,487)
3,680	Amdocs Ltd	HSBC	18,678
19,900	Amdocs Ltd	Goldman Sachs	( 35,359)
19,760	Amedisys Inc	Bank of America Merrill Lynch	23,317
4,129	Amedisys Inc	Credit Suisse	( 17,177)
11,572	Amedisys Inc	Citibank	14,349
13,154	Amedisys Inc	HSBC	( 54,721)
11,901	Amedisys Inc	JP Morgan	( 49,508)
( 11,090)	AMERCO	Bank of America Merrill Lynch	231,116
( 11,347)	AMERCO	Citibank	174,971
( 6,809)	AMERCO	JP Morgan	90,560
( 6,192)	AMERCO	Credit Suisse	82,354
9,429	Ameren Corp	Citibank	( 17,727)
12,830	Ameren Corp	Bank of America Merrill Lynch	( 9,366)
48,737	Ameren Corp	JP Morgan	79,441
24,471	Ameren Corp	Credit Suisse	39,888
5,830	Ameren Corp	Goldman Sachs	( 6,909)
48,760	American Airlines Group Inc	Goldman Sachs	( 94,514)
( 100,130)	American Campus Communities Inc (Reit)	Goldman Sachs	92,323
( 8,474)	American Campus Communities Inc (Reit)	Citibank	5,593
( 54,478)	American Campus Communities Inc (Reit)	Bank of America Merrill Lynch	53,388
( 65,045)	American Campus Communities Inc (Reit)	JP Morgan	10,458
( 29,114)	American Campus Communities Inc (Reit)	Credit Suisse	9,000
100,038	American Eagle Outfitters Inc	JP Morgan	( 558,212)
51,456	American Eagle Outfitters Inc	Bank of America Merrill Lynch	( 135,844)
37,229	American Electric Power Co Inc	HSBC	72,410
22,195	American Electric Power Co Inc	Credit Suisse	43,169
6,661	American Express Co	Bank of America Merrill Lynch	( 16,453)
58,858	American Express Co	Citibank	( 283,696)
4,796	American Express Co	HSBC	( 11,031)
38,286	American Express Co	Credit Suisse	( 88,470)
1,330	American Express Co	JP Morgan	( 3,059)
17,961	American Financial Group Inc/OH	Bank of America Merrill Lynch	( 24,247)
20,705	American Financial Group Inc/OH	JP Morgan	( 84,476)
23,291	American Financial Group Inc/OH	Citibank	( 59,858)
25,232	American Financial Group Inc/OH	Credit Suisse	( 102,947)
( 20,208)	American Homes 4 Rent (Reit) 'A'	Credit Suisse	( 10,912)
( 123,780)	American Homes 4 Rent (Reit) 'A'	Goldman Sachs	4,762
( 36,513)	American Homes 4 Rent (Reit) 'A'	Bank of America Merrill Lynch	( 7,303)
( 48,687)	American Homes 4 Rent (Reit) 'A'	Citibank	5,842
( 27,769)	American Homes 4 Rent (Reit) 'A'	JP Morgan	( 14,995)
( 14,588)	American International Group Inc	Credit Suisse	( 15,026)
( 70,068)	American International Group Inc	Citibank	110,007
( 113,130)	American International Group Inc	JP Morgan	( 116,524)

保有高	銘柄	取引相手	未実現純利益/(損) (米ドル)
	<b>米国(続き)</b>		
9,498	American National Insurance Co	Credit Suisse	( 10,353)
5,701	American National Insurance Co	Bank of America Merrill Lynch	( 7,126)
2,785	American National Insurance Co	Citibank	( 9,469)
( 1,491)	American Tower Corp (Reit)	HSBC	( 24,467)
( 2,278)	American Tower Corp (Reit)	Bank of America Merrill Lynch	( 17,267)
( 11,185)	American Tower Corp (Reit)	JP Morgan	( 183,546)
( 5,785)	American Tower Corp (Reit)	Credit Suisse	( 94,932)
( 31,278)	American Water Works Co Inc	Bank of America Merrill Lynch	( 71,314)
( 2,490)	American Water Works Co Inc	Credit Suisse	( 12,961)
( 1,324)	American Water Works Co Inc	JP Morgan	( 8,844)
( 8,450)	American Water Works Co Inc	Goldman Sachs	( 66)
5,744	Ameriprise Financial Inc	Bank of America Merrill Lynch	( 20,161)
26,208	Ameriprise Financial Inc	Citibank	( 199,705)
16,355	Ameriprise Financial Inc	JP Morgan	( 69,734)
152	Ameriprise Financial Inc	Credit Suisse	( 652)
8,630	Ameriprise Financial Inc	Goldman Sachs	( 46,743)
12,210	Ametek Inc	Citibank	( 37,241)
11,360	Ametek Inc	HSBC	( 33,285)
21,256	Ametek Inc	JP Morgan	( 60,940)
12,911	Ametek Inc	Bank of America Merrill Lynch	( 41,444)
6,405	Ametek Inc	Credit Suisse	( 18,767)
35,340	Ametek Inc	Goldman Sachs	( 94,424)
44,266	Amgen Inc	Credit Suisse	( 193,442)
44,045	Amgen Inc	Citibank	( 155,038)
47,504	Amgen Inc	JP Morgan	( 207,592)
42,099	Amgen Inc	Bank of America Merrill Lynch	( 87,987)
21,190	Amgen Inc	HSBC	( 62,509)
9,310	Amgen Inc	Goldman Sachs	( 27,219)
3,414	AMN Healthcare Services Inc	Citibank	( 9,457)
( 84)	Amneal Pharmaceuticals Inc	Bank of America Merrill Lynch	105
( 806)	Amphenol Corp 'A'	Citibank	2,329
( 26,719)	Amphenol Corp 'A'	JP Morgan	183,827
( 39,041)	Analog Devices Inc	Bank of America Merrill Lynch	432,574
( 3,451)	Analog Devices Inc	Credit Suisse	47,417
( 24,894)	Analog Devices Inc	Citibank	115,259
( 16,640)	Analog Devices Inc	JP Morgan	228,634
( 26,060)	Analog Devices Inc	Goldman Sachs	88,904
( 3,970)	Analog Devices Inc	HSBC	47,346
125,670	Annaly Capital Management Inc (Reit)	HSBC	( 97,734)
262,792	Annaly Capital Management Inc (Reit)	Bank of America Merrill Lynch	( 193,152)
329,104	Annaly Capital Management Inc (Reit)	Credit Suisse	( 271,511)
171,603	Annaly Capital Management Inc (Reit)	JP Morgan	( 141,572)
313,320	Annaly Capital Management Inc (Reit)	Goldman Sachs	( 160,079)
175,518	Annaly Capital Management Inc (Reit)	Citibank	( 88,637)
4,402	Ansys Inc	JP Morgan	( 35,745)
6,134	Ansys Inc	Bank of America Merrill Lynch	( 44,717)
9,732	Ansys Inc	Citibank	( 57,127)
17,700	Ansys Inc	Goldman Sachs	( 88,648)
7,198	Ansys Inc	Credit Suisse	( 81,121)
( 91,909)	Antero Resources Corp	Bank of America Merrill Lynch	164,517
( 30,642)	Antero Resources Corp	JP Morgan	47,189
( 61,740)	Antero Resources Corp	Credit Suisse	95,080
23,150	AO Smith Corp	Bank of America Merrill Lynch	( 170,153)
44,170	AO Smith Corp	Goldman Sachs	( 118,630)
( 10,813)	Aon Plc	Citibank	3,839

保有高	銘柄	取引相手	未実現純利益/損 (米ドル)
( 7,790)	Aon Plc	JP Morgan	( 24,811)
29,481	Apartment Investment & Management Co 'A'(Reit)	JP Morgan	6,191
18,549	Apartment Investment & Management Co 'A'(Reit)	Bank of America Merrill Lynch	( 13,912)
10,028	Apartment Investment & Management Co 'A'(Reit)	Credit Suisse	2,106
6,714	Apartment Investment & Management Co 'A'(Reit)	Citibank	( 7,788)
6,121	Apartment Investment & Management Co 'A'(Reit)	HSBC	1,285
55,550	Apartment Investment & Management Co 'A'(Reit)	Goldman Sachs	( 55,574)
8,629	Apergy Corp	Credit Suisse	( 61,870)
14,272	Apergy Corp	JP Morgan	( 102,330)
28,585	Apergy Corp	Bank of America Merrill Lynch	( 173,511)
26,840	Apergy Corp	Citibank	( 45,360)
24,768	Apple Hospitality Inc (Reit)	Citibank	( 14,365)
33,696	Apple Hospitality Inc (Reit)	Credit Suisse	( 19,544)
26,682	Apple Hospitality Inc (Reit)	Bank of America Merrill Lynch	( 26,415)
89,424	Apple Hospitality Inc (Reit)	JP Morgan	( 51,866)
12,043	Apple Inc	Citibank	( 71,174)
3,012	Apple Inc	Credit Suisse	( 78,402)
1,560	Apple Inc	Bank of America Merrill Lynch	( 21,918)
1,070	Apple Inc	HSBC	( 27,852)
20,340	Applied Industrial Technologies Inc	Bank of America Merrill Lynch	( 16,272)
32,144	Applied Industrial Technologies Inc	JP Morgan	( 125,683)
61,031	Applied Materials Inc	Bank of America Merrill Lynch	( 139,151)
7,070	Applied Materials Inc	JP Morgan	( 6,209)
17,240	Applied Materials Inc	Goldman Sachs	( 16,139)
( 11,893)	AptarGroup Inc	Bank of America Merrill Lynch	3,806
( 4,411)	AptarGroup Inc	Credit Suisse	4,720
( 6,775)	AptarGroup Inc	JP Morgan	7,249
( 8,621)	Aptiv Plc	Citibank	32,329
( 4,960)	Aptiv Plc	Credit Suisse	70,035
( 5,174)	Aptiv Plc	JP Morgan	73,057
( 4,660)	Aptiv Plc	Goldman Sachs	22,905
( 2,024)	Aptiv Plc	HSBC	28,579
( 25,477)	Aqua America Inc	JP Morgan	( 45,859)
( 13,374)	Aqua America Inc	Bank of America Merrill Lynch	( 2,407)
( 34,104)	Aqua America Inc	Citibank	20,462
( 98,830)	Aqua America Inc	Credit Suisse	( 177,894)
12,610	Aramark	Goldman Sachs	32,045
( 44,290)	Arch Capital Group Ltd	Bank of America Merrill Lynch	( 4,872)
( 14,822)	Arch Capital Group Ltd	JP Morgan	( 9,041)
( 14,133)	Arch Capital Group Ltd	Credit Suisse	( 8,621)
( 10,319)	Archer-Daniels-Midland Co	HSBC	44,475
( 25,649)	Archer-Daniels-Midland Co	Bank of America Merrill Lynch	73,613
( 21,250)	Archer-Daniels-Midland Co	Credit Suisse	60,348
( 126,450)	Archer-Daniels-Midland Co	Goldman Sachs	211,618
( 22,170)	Archer-Daniels-Midland Co	JP Morgan	86,982
( 43,600)	Arconic Inc	HSBC	22,236
( 25,930)	Arconic Inc	Citibank	12,706
( 150,123)	Arconic Inc	Bank of America Merrill Lynch	19,516
( 164,007)	Arconic Inc	Credit Suisse	83,644
( 88,098)	Arconic Inc	JP Morgan	44,930
( 7,489)	Arista Networks Inc	HSBC	151,202
( 5,958)	Arista Networks Inc	Credit Suisse	125,058
( 8,791)	Arista Networks Inc	Citibank	69,273
( 1,130)	Arista Networks Inc	Goldman Sachs	9,802
( 10,584)	Arista Networks Inc	Bank of America Merrill Lynch	36,409

保有高	銘柄	取引相手	未実現純利益/損 (米ドル)
( 10,238)	Arista Networks Inc	JP Morgan	185,810
11,968	Armstrong World Industries Inc	Credit Suisse	17,952
17,849	Armstrong World Industries Inc	Bank of America Merrill Lynch	9,281
10,716	Armstrong World Industries Inc	Citibank	4,286
24,214	Armstrong World Industries Inc	JP Morgan	35,869
25,030	Armstrong World Industries Inc	Goldman Sachs	10,118
3,092	Armstrong World Industries Inc	HSBC	4,638
14,670	Arrow Electronics Inc	Citibank	( 37,702)
24,272	Arrow Electronics Inc	JP Morgan	( 174,945)
13,852	Arrow Electronics Inc	Credit Suisse	( 109,569)
76,250	Arrow Electronics Inc	Goldman Sachs	( 201,011)
( 13,103)	Arthur J Gallagher & Co	Credit Suisse	( 21,489)
( 6,044)	Arthur J Gallagher & Co	HSBC	( 10,094)
( 38,935)	Arthur J Gallagher & Co	Bank of America Merrill Lynch	( 63,075)
( 6,427)	Arthur J Gallagher & Co	Citibank	2,956
( 35,852)	Arthur J Gallagher & Co	JP Morgan	( 58,675)
( 35,250)	Arthur J Gallagher & Co	Goldman Sachs	( 14,927)
12,572	ASGN Inc	Credit Suisse	( 119,308)
13,090	ASGN Inc	Bank of America Merrill Lynch	( 85,740)
6,675	ASGN Inc	Citibank	( 35,177)
3,278	ASGN Inc	HSBC	( 31,108)
8,094	ASGN Inc	JP Morgan	( 76,812)
13,484	Ashland Global Holdings Inc	JP Morgan	( 15,505)
36,970	Ashland Global Holdings Inc	Goldman Sachs	57,125
9,240	Ashland Global Holdings Inc	HSBC	6,661
11,277	Aspen Technology Inc	Credit Suisse	( 35,071)
46,291	Aspen Technology Inc	JP Morgan	( 143,965)
35,440	Aspen Technology Inc	Bank of America Merrill Lynch	( 12,404)
5,300	Aspen Technology Inc	HSBC	2,757
24,950	Aspen Technology Inc	Goldman Sachs	( 38,150)
( 51,880)	Associated Banc Corp	Goldman Sachs	50,251
( 12,739)	Assurant Inc	Bank of America Merrill Lynch	( 58,854)
( 4,692)	Assurant Inc	JP Morgan	( 19,050)
( 2,336)	Assurant Inc	Credit Suisse	( 9,484)
( 3,861)	Assurant Inc	HSBC	( 15,676)
23,030	Assured Guaranty Ltd	Credit Suisse	( 120,217)
22,891	Assured Guaranty Ltd	Bank of America Merrill Lynch	( 40,059)
31,889	Assured Guaranty Ltd	Citibank	( 46,239)
44,080	Assured Guaranty Ltd	JP Morgan	( 230,098)
13,080	Assured Guaranty Ltd	Goldman Sachs	( 12,079)
8,778	Assured Guaranty Ltd	HSBC	( 45,821)
( 78,139)	AT&T Inc	Bank of America Merrill Lynch	28,911
( 54,139)	AT&T Inc	Credit Suisse	( 31,401)
( 70,440)	AT&T Inc	Goldman Sachs	73,194
( 109,759)	AT&T Inc	Citibank	153,663
( 73,445)	AT&T Inc	JP Morgan	( 42,598)
85,634	Athene Holding Ltd 'A'	Bank of America Merrill Lynch	( 166,130)
37,639	Athene Holding Ltd 'A'	Credit Suisse	( 155,073)
96,589	Athene Holding Ltd 'A'	JP Morgan	( 397,947)
38,941	Athene Holding Ltd 'A'	Citibank	( 98,131)
( 52,647)	Atlassian Corp Plc 'A'	JP Morgan	( 420,650)
( 19,113)	Atlassian Corp Plc 'A'	Credit Suisse	( 136,481)
( 16,528)	Atlassian Corp Plc 'A'	Citibank	18,016
( 20,334)	Atmos Energy Corp	Citibank	46,158
1,500	Autodesk Inc	Goldman Sachs	( 1,001)

保有高	銘柄	取引相手	未実現純利益/損 (米ドル)	保有高	銘柄	取引相手	未実現純利益/損 (米ドル)
	米国(続き)				米国(続き)		
15,894	Automatic Data Processing Inc	Credit Suisse	10,172	( 10,572)	Bank of New York Mellon Corp/The	Bank of America Merrill Lynch	41,548
64,161	Automatic Data Processing Inc	Bank of America Merrill Lynch	29,514	( 126,124)	Bank OZK	Bank of America Merrill Lynch	303,959
23,255	Automatic Data Processing Inc	Citibank	( 82,323)	( 27,823)	Bank OZK	Credit Suisse	102,945
12,213	Automatic Data Processing Inc	HSBC	7,816	( 129,413)	Bank OZK	JP Morgan	409,023
10,017	Automatic Data Processing Inc	JP Morgan	6,411	( 149,272)	Bank OZK	Citibank	367,209
6,470	Automatic Data Processing Inc	Goldman Sachs	( 11,471)	( 174,394)	Bank OZK	Goldman Sachs	388,782
( 17,929)	AutoNation Inc	Citibank	12,730	( 22,790)	Bank OZK	HSBC	84,323
( 28,136)	AutoNation Inc	JP Morgan	37,702	( 10,806)	BankUnited Inc	Bank of America Merrill Lynch	16,101
( 11,648)	AutoNation Inc	Credit Suisse	15,608	( 6,587)	BankUnited Inc	Citibank	8,102
( 21,316)	AutoNation Inc	Bank of America Merrill Lynch	( 2,984)	( 47,920)	BankUnited Inc	Goldman Sachs	61,939
1,304	AutoZone Inc	Bank of America Merrill Lynch	54,299	( 5,538)	BankUnited Inc	HSBC	17,334
1,012	AutoZone Inc	Citibank	( 24,217)	( 12,660)	BankUnited Inc	Credit Suisse	28,727
992	AutoZone Inc	Credit Suisse	14,285	( 123,503)	Barrick Gold Corp	Citibank	( 28,406)
310	AutoZone Inc	Goldman Sachs	10,599	( 144,117)	Barrick Gold Corp	Bank of America Merrill Lynch	47,559
842	AutoZone Inc	JP Morgan	12,125	( 34,150)	Barrick Gold Corp	Credit Suisse	6,632
722	AutoZone Inc	HSBC	13,873	( 37,363)	Barrick Gold Corp	JP Morgan	14,945
14,520	AvalonBay Communities Inc (Reit)	JP Morgan	63,307	( 109,280)	Barrick Gold Corp	Goldman Sachs	( 13,630)
7,996	AvalonBay Communities Inc (Reit)	Bank of America Merrill Lynch	880	( 13,570)	Bausch Health Cos Inc	Bank of America Merrill Lynch	60,387
9,302	AvalonBay Communities Inc (Reit)	Citibank	( 23,255)	( 8,856)	Bausch Health Cos Inc	Citibank	31,970
2,094	AvalonBay Communities Inc (Reit)	Credit Suisse	9,130	( 32,472)	Bausch Health Cos Inc	HSBC	154,713
5,023	Avangrid Inc	Credit Suisse	4,219	( 21,675)	Bausch Health Cos Inc	JP Morgan	121,814
10,505	Avangrid Inc	Citibank	( 5,883)	64,766	Baxter International Inc	Bank of America Merrill Lynch	( 168,392)
3,837	Avangrid Inc	JP Morgan	3,223	35,991	Baxter International Inc	JP Morgan	( 120,570)
13,520	Avangrid Inc	Goldman Sachs	( 6,120)	15,209	Baxter International Inc	Citibank	( 33,916)
5,260	Avery Dennison Corp	HSBC	( 4,656)	17,846	Baxter International Inc	Credit Suisse	( 59,784)
1,970	Avery Dennison Corp	Citibank	6,343	12,244	Baxter International Inc	HSBC	( 41,017)
2,442	Avery Dennison Corp	Credit Suisse	( 5,861)	( 7,074)	BB&T Corp	JP Morgan	17,614
12,990	Avery Dennison Corp	Goldman Sachs	29,744	( 14,820)	BB&T Corp	Bank of America Merrill Lynch	11,115
64,303	Avery Dennison Corp	JP Morgan	( 154,327)	( 35,690)	BB&T Corp	Goldman Sachs	48,313
( 2,696)	Avista Corp	Bank of America Merrill Lynch	3,235	( 29,126)	Becton Dickinson and Co	Bank of America Merrill Lynch	( 246,988)
( 20,038)	Avista Corp	JP Morgan	24,246	( 13,491)	Becton Dickinson and Co	Credit Suisse	( 21,046)
4,713	Avnet Inc	Bank of America Merrill Lynch	( 12,254)	( 64,105)	Becton Dickinson and Co	Citibank	82,528
121,450	AXA Equitable Holdings Inc	Bank of America Merrill Lynch	( 69,227)	( 10,337)	Becton Dickinson and Co	JP Morgan	( 16,126)
89,076	AXA Equitable Holdings Inc	Citibank	( 47,210)	( 14,870)	Becton Dickinson and Co	Goldman Sachs	( 65,962)
( 21,150)	Axalta Coating Systems Ltd	Credit Suisse	47,588	191,377	Bed Bath & Beyond Inc	Bank of America Merrill Lynch	( 497,580)
( 54,702)	Axalta Coating Systems Ltd	Bank of America Merrill Lynch	101,199	114,867	Bed Bath & Beyond Inc	Citibank	( 180,341)
( 7,686)	Axalta Coating Systems Ltd	Citibank	10,069	13,429	Bed Bath & Beyond Inc	JP Morgan	( 43,376)
( 28,226)	Axalta Coating Systems Ltd	JP Morgan	63,509	( 1,790)	BeiGene Ltd ADR	Goldman Sachs	36,973
22,003	Axis Capital Holdings Ltd	Credit Suisse	40,015	( 9,134)	BeiGene Ltd ADR	HSBC	62,607
24,046	Axis Capital Holdings Ltd	JP Morgan	58,672	( 32,418)	BeiGene Ltd ADR	JP Morgan	118,590
9,351	Axis Capital Holdings Ltd	Bank of America Merrill Lynch	9,164	( 23,127)	BeiGene Ltd ADR	Bank of America Merrill Lynch	387,377
24,834	Axis Capital Holdings Ltd	Citibank	2,235	( 20,229)	BeiGene Ltd ADR	Credit Suisse	16,183
56,030	Axis Capital Holdings Ltd	Goldman Sachs	( 571)	( 18,960)	BeiGene Ltd ADR	Citibank	246,859
( 63,890)	Baker Hughes a GE Co	Citibank	159,086	3,795	Belden Inc	Credit Suisse	( 36,128)
( 53,620)	Baker Hughes a GE Co	JP Morgan	111,530	5,716	Bemis Co Inc	Bank of America Merrill Lynch	457
( 166,888)	Baker Hughes a GE Co	Bank of America Merrill Lynch	312,081	9,340	Bemis Co Inc	Citibank	3,549
( 35,693)	Ball Corp	Bank of America Merrill Lynch	58,180	17,810	Bemis Co Inc	Credit Suisse	( 1,545)
( 68,000)	Ball Corp	Citibank	42,160	28,150	Bemis Co Inc	Goldman Sachs	9,726
( 39,850)	Ball Corp	Goldman Sachs	32,885	( 16,800)	Berkshire Hathaway Inc 'B'	Goldman Sachs	72,388
( 16,710)	Ball Corp	JP Morgan	29,763	( 19,914)	Berkshire Hathaway Inc 'B'	Citibank	82,444
( 4,967)	Ball Corp	HSBC	5,315	( 5,670)	Berkshire Hathaway Inc 'B'	JP Morgan	43,403
8,037	Bank of Hawaii Corp	Credit Suisse	( 47,901)	( 28)	Berkshire Hathaway Inc 'B'	HSBC	303
12,837	Bank of Hawaii Corp	Bank of America Merrill Lynch	( 39,538)	( 3,885)	Berry Global Group Inc	Credit Suisse	16,977
6,592	Bank of Hawaii Corp	Citibank	( 25,577)	( 47,694)	Berry Global Group Inc	Bank of America Merrill Lynch	69,633
31,004	Bank of Hawaii Corp	JP Morgan	( 184,784)	( 7,110)	Berry Global Group Inc	Citibank	3,982

保有高	銘柄	取引相手	未実現純利益/(損) (米ドル)	保有高	銘柄	取引相手	未実現純利益/(損) (米ドル)
	米国(続き)				米国(続き)		
75,694	Best Buy Co Inc	Credit Suisse	( 692,561)	( 997)	Booking Holdings Inc	Bank of America Merrill Lynch	135,522
73,856	Best Buy Co Inc	Bank of America Merrill Lynch	( 350,816)	( 157)	Booking Holdings Inc	JP Morgan	15,406
43,359	Best Buy Co Inc	Citibank	( 262,756)	( 230)	Booking Holdings Inc	HSBC	22,570
31,832	Best Buy Co Inc	JP Morgan	( 330,098)	57,534	Booz Allen Hamilton Holding Corp	Citibank	13,233
44,680	Best Buy Co Inc	Goldman Sachs	( 198,058)	76,087	Booz Allen Hamilton Holding Corp	Bank of America Merrill Lynch	127,065
( 35,847)	BGC Partners Inc 'A'	JP Morgan	18,282	63,622	Booz Allen Hamilton Holding Corp	JP Morgan	179,551
( 65,701)	BGC Partners Inc 'A'	Citibank	( 1,314)	29,767	Booz Allen Hamilton Holding Corp	Credit Suisse	87,813
( 39,582)	BGC Partners Inc 'A'	Credit Suisse	20,187	34,980	Booz Allen Hamilton Holding Corp	Goldman Sachs	15,434
( 5,486)	Bio-Rad Laboratories Inc 'A'	Bank of America Merrill Lynch	60,236	13,701	Booz Allen Hamilton Holding Corp	HSBC	27,930
( 979)	Bio-Rad Laboratories Inc 'A'	Citibank	11,728	32,225	BorgWarner Inc	Bank of America Merrill Lynch	( 48,338)
( 4,626)	Bio-Techne Corp	Credit Suisse	43,253	36,396	BorgWarner Inc	Credit Suisse	( 141,944)
( 11,140)	Bio-Techne Corp	Goldman Sachs	68,968	12,072	BorgWarner Inc	Citibank	2,173
( 3,662)	Bio-Techne Corp	HSBC	25,363	24,795	BorgWarner Inc	JP Morgan	( 96,701)
( 9,714)	Bio-Techne Corp	Bank of America Merrill Lynch	39,730	3,916	Boston Properties Inc (Reit)	Credit Suisse	( 4,268)
( 3,735)	Bio-Techne Corp	Citibank	35,296	6,821	Boston Properties Inc (Reit)	Bank of America Merrill Lynch	( 30,081)
( 5,461)	Bio-Techne Corp	JP Morgan	51,060	4,958	Boston Properties Inc (Reit)	Citibank	( 14,775)
25,544	Biogen Inc	Bank of America Merrill Lynch	( 243,690)	3,932	Boston Properties Inc (Reit)	JP Morgan	( 4,286)
35,707	Biogen Inc	Citibank	( 499,541)	( 29,423)	Boston Scientific Corp	Citibank	( 3,237)
39,595	Biogen Inc	JP Morgan	( 351,566)	( 12,240)	Boston Scientific Corp	HSBC	( 17,514)
13,697	Biogen Inc	Credit Suisse	( 136,011)	( 7,927)	Boston Scientific Corp	Credit Suisse	( 9,037)
26,258	Biogen Inc	HSBC	( 260,742)	( 34,639)	Boston Scientific Corp	JP Morgan	( 39,488)
3,320	Biogen Inc	Goldman Sachs	( 33,041)	( 25,190)	Boston Scientific Corp	Goldman Sachs	1,047
( 745)	BioMarin Pharmaceutical Inc	Bank of America Merrill Lynch	3,144	( 24,223)	Boston Scientific Corp	Bank of America Merrill Lynch	( 18,652)
( 4,688)	BioMarin Pharmaceutical Inc	HSBC	( 1,031)	5,430	Bottomline Technologies DE Inc	Bank of America Merrill Lynch	( 8,145)
( 15,231)	BioMarin Pharmaceutical Inc	Citibank	72,347	36,162	Bottomline Technologies DE Inc	Citibank	( 62,922)
( 25,729)	BioMarin Pharmaceutical Inc	JP Morgan	( 5,660)	10,785	Bottomline Technologies DE Inc	Credit Suisse	( 25,776)
( 23,046)	BioMarin Pharmaceutical Inc	Credit Suisse	( 5,070)	4,455	Bottomline Technologies DE Inc	HSBC	( 10,647)
91,079	BJ's Wholesale Club Holdings Inc	Bank of America Merrill Lynch	( 150,280)	13,642	Bottomline Technologies DE Inc	JP Morgan	( 32,604)
11,663	BJ's Wholesale Club Holdings Inc	Credit Suisse	( 21,460)	78,789	Box Inc 'A'	Citibank	( 89,819)
9,618	BJ's Wholesale Club Holdings Inc	JP Morgan	( 17,697)	65,573	Box Inc 'A'	JP Morgan	( 104,917)
( 28,195)	Black Hills Corp	Citibank	61,465	50,324	Brandywine Realty Trust (Reit)	Bank of America Merrill Lynch	( 4,529)
( 18,722)	Black Hills Corp	JP Morgan	( 19,658)	37,610	Brandywine Realty Trust (Reit)	Citibank	( 3,761)
29,470	Black Knight Inc	Goldman Sachs	( 7,908)	44,036	Brandywine Realty Trust (Reit)	JP Morgan	( 3,083)
( 84)	BlackBerry Ltd	Bank of America Merrill Lynch	60	106	Brandywine Realty Trust (Reit)	Credit Suisse	( 7)
( 48,658)	Blackstone Mortgage Trust Inc (Reit) 'A'	JP Morgan	20,923	( 3,048)	Brighthouse Financial Inc	Credit Suisse	12,893
( 60,374)	Blackstone Mortgage Trust Inc (Reit) 'A'	Citibank	42,866	( 10,215)	Brighthouse Financial Inc	Bank of America Merrill Lynch	17,774
69,360	Bloomin' Brands Inc	Credit Suisse	( 24,276)	9,486	Brinker International Inc	Credit Suisse	( 42,118)
102,291	Bloomin' Brands Inc	Bank of America Merrill Lynch	( 95,131)	41,519	Brinker International Inc	Bank of America Merrill Lynch	( 139,504)
111,348	Bloomin' Brands Inc	JP Morgan	( 38,972)	12,511	Brinker International Inc	Citibank	( 41,662)
73,214	Bloomin' Brands Inc	Citibank	( 60,768)	91,479	Brinker International Inc	JP Morgan	( 406,167)
( 13,418)	Bluebird Bio Inc	Citibank	81,179	8,414	Brinker International Inc	HSBC	( 37,358)
( 13,605)	Bluebird Bio Inc	Credit Suisse	184,076	62,503	Bristol-Myers Squibb Co	Credit Suisse	( 122,506)
( 1,379)	Bluebird Bio Inc	HSBC	18,658	87,387	Bristol-Myers Squibb Co	Bank of America Merrill Lynch	( 99,621)
( 15,435)	Bluebird Bio Inc	Bank of America Merrill Lynch	90,603	81,970	Bristol-Myers Squibb Co	Citibank	( 184,433)
( 29,365)	Bluebird Bio Inc	JP Morgan	385,620	8,680	Bristol-Myers Squibb Co	Goldman Sachs	( 16,633)
11,069	Boeing Co/The	HSBC	( 167,253)	19,778	Brixmor Property Group Inc (Reit)	Credit Suisse	( 17,800)
2,747	Boeing Co/The	Citibank	( 22,361)	62,117	Brixmor Property Group Inc (Reit)	Bank of America Merrill Lynch	( 76,404)
6,013	Boeing Co/The	Credit Suisse	( 90,856)	20,364	Brixmor Property Group Inc (Reit)	Citibank	( 24,844)
233	Boeing Co/The	Bank of America Merrill Lynch	( 233)	27,848	Brixmor Property Group Inc (Reit)	JP Morgan	( 25,063)
5,893	Boeing Co/The	JP Morgan	( 89,043)	( 708)	Broadcom Inc	HSBC	34,919
910	Boeing Co/The	Goldman Sachs	( 4,143)	( 810)	Broadcom Inc	Credit Suisse	38,469
( 12,365)	BOK Financial Corp	Credit Suisse	124,392	( 1,647)	Broadcom Inc	Citibank	24,952
( 14,312)	BOK Financial Corp	Bank of America Merrill Lynch	70,415	( 8,392)	Broadcom Inc	JP Morgan	412,532
( 11,239)	BOK Financial Corp	Citibank	55,970	( 1,633)	Broadcom Inc	Bank of America Merrill Lynch	82,140
( 14,274)	BOK Financial Corp	HSBC	143,596	( 3,620)	Broadcom Inc	Goldman Sachs	49,803

保有高	銘柄	取引相手	未実現純利益/損 (米ドル)
	米国(続き)		
2,330	Broadridge Financial Solutions Inc	HSBC	14,217
16,973	Broadridge Financial Solutions Inc	JP Morgan	144,780
37,022	Broadridge Financial Solutions Inc	Citibank	42,205
7,053	Broadridge Financial Solutions Inc	Credit Suisse	60,162
2,020	Broadridge Financial Solutions Inc	Goldman Sachs	3,336
30,485	Broadridge Financial Solutions Inc	Bank of America Merrill Lynch	111,575
14,550	Brookfield Asset Management Inc 'A'	HSBC	( 18,915)
11,845	Brookfield Asset Management Inc 'A'	JP Morgan	( 15,399)
23,750	Brookfield Asset Management Inc 'A'	Credit Suisse	( 30,875)
27,414	Brookfield Property Inc (Reit) 'A'	Bank of America Merrill Lynch	( 47,700)
45,377	Brookfield Property Inc (Reit) 'A'	Credit Suisse	( 87,578)
40,988	Brookfield Property Inc (Reit) 'A'	Citibank	( 68,040)
62,708	Brookfield Property Inc (Reit) 'A'	JP Morgan	( 121,026)
( 66,130)	Brown & Brown Inc	Goldman Sachs	21,173
( 43,895)	Brown & Brown Inc	Bank of America Merrill Lynch	14,485
( 9,451)	Brown & Brown Inc	Citibank	6,049
( 44,405)	Brown & Brown Inc	JP Morgan	24,867
( 12,215)	Brown & Brown Inc	HSBC	6,840
( 25,877)	Brown-Forman Corp 'B'	Bank of America Merrill Lynch	35,193
( 21,502)	Brown-Forman Corp 'B'	Credit Suisse	56,765
( 12,863)	Brown-Forman Corp 'B'	JP Morgan	33,958
( 1,125)	Brown-Forman Corp 'B'	Citibank	2,959
52,959	Bruker Corp	Citibank	( 52,429)
55,975	Bruker Corp	JP Morgan	( 65,491)
35,526	Bruker Corp	Credit Suisse	( 41,565)
51,414	Bruker Corp	Bank of America Merrill Lynch	( 29,306)
( 86,130)	Brunswick Corp/DE	Goldman Sachs	366,432
( 28,523)	Brunswick Corp/DE	Citibank	144,612
( 28,394)	Brunswick Corp/DE	HSBC	245,040
( 41,393)	Brunswick Corp/DE	JP Morgan	364,477
( 23,769)	Brunswick Corp/DE	Bank of America Merrill Lynch	182,071
( 7,712)	Brunswick Corp/DE	Credit Suisse	66,555
( 55,756)	Bunge Ltd	Bank of America Merrill Lynch	106,494
( 94,040)	Bunge Ltd	Citibank	50,782
( 35,590)	Bunge Ltd	Goldman Sachs	28,429
( 22,687)	Bunge Ltd	HSBC	47,189
( 50,795)	Bunge Ltd	JP Morgan	105,654
( 61,592)	Bunge Ltd	Credit Suisse	48,598
6,525	Burlington Stores Inc	Credit Suisse	( 97,027)
1,230	Burlington Stores Inc	Goldman Sachs	8,648
13,426	Burlington Stores Inc	Bank of America Merrill Lynch	( 102,575)
9,201	Burlington Stores Inc	Citibank	( 11,777)
21,828	Burlington Stores Inc	JP Morgan	( 324,582)
( 61,798)	BWX Technologies Inc	Bank of America Merrill Lynch	168,709
( 16,260)	BWX Technologies Inc	Goldman Sachs	25,855
( 53,977)	BWX Technologies Inc	Credit Suisse	223,465
( 5,761)	BWX Technologies Inc	HSBC	23,851
( 32,149)	BWX Technologies Inc	JP Morgan	133,097
( 2,940)	Cable One Inc	Goldman Sachs	31,496
( 500)	Cable One Inc	Bank of America Merrill Lynch	( 4,210)
( 570)	Cable One Inc	Citibank	10,665
338	Cabot Corp	Citibank	( 784)
17,241	Cabot Corp	Credit Suisse	( 111,032)
73,892	Cabot Oil & Gas Corp	Citibank	( 107,882)
66,014	Cabot Oil & Gas Corp	Bank of America Merrill Lynch	( 80,537)

保有高	銘柄	取引相手	未実現純利益/損 (米ドル)
	米国(続き)		
28,939	Cabot Oil & Gas Corp	Credit Suisse	( 12,733)
1,252	CACI International Inc 'A'	Bank of America Merrill Lynch	( 2,247)
5,127	CACI International Inc 'A'	JP Morgan	1,666
10,013	CACI International Inc 'A'	Credit Suisse	3,254
7,088	CACI International Inc 'A'	Citibank	( 59,291)
30,642	Cadence Design Systems Inc	HSBC	( 169,144)
68,434	Cadence Design Systems Inc	Bank of America Merrill Lynch	( 364,069)
58,627	Cadence Design Systems Inc	JP Morgan	( 323,621)
136,476	Cadence Design Systems Inc	Citibank	( 177,419)
104,663	Cadence Design Systems Inc	Credit Suisse	( 575,121)
46,590	Cadence Design Systems Inc	Goldman Sachs	( 123,933)
( 180,088)	Caesars Entertainment Corp	Credit Suisse	( 5,403)
( 574,749)	Caesars Entertainment Corp	Bank of America Merrill Lynch	132,192
( 272,338)	Caesars Entertainment Corp	Citibank	43,574
( 616,837)	Caesars Entertainment Corp	JP Morgan	( 18,505)
( 63,875)	Caesars Entertainment Corp	HSBC	( 1,916)
( 21,640)	Camden Property Trust (Reit)	Goldman Sachs	21,927
( 9,843)	Camden Property Trust (Reit)	Credit Suisse	( 32,285)
( 4,510)	Camden Property Trust (Reit)	Bank of America Merrill Lynch	( 2,120)
( 5,415)	Camden Property Trust (Reit)	JP Morgan	( 14,944)
( 4,550)	Camden Property Trust (Reit)	Citibank	5,369
( 66,715)	Campbell Soup Co	Bank of America Merrill Lynch	245,511
( 11,940)	Campbell Soup Co	Credit Suisse	39,283
( 30,729)	Campbell Soup Co	Citibank	78,666
( 6,128)	Campbell Soup Co	JP Morgan	20,161
( 45,534)	Cantel Medical Corp	Citibank	48,721
( 55,574)	Cantel Medical Corp	Bank of America Merrill Lynch	( 27,787)
( 51,740)	Cantel Medical Corp	Goldman Sachs	2,299
( 69,680)	Cantel Medical Corp	JP Morgan	195,801
( 24,643)	Cantel Medical Corp	HSBC	26,702
38,390	Capital One Financial Corp	Bank of America Merrill Lynch	( 82,539)
40,779	Capital One Financial Corp	Citibank	( 164,339)
31,239	Capital One Financial Corp	JP Morgan	( 93,405)
2,405	Capital One Financial Corp	HSBC	( 7,191)
8,829	Capital One Financial Corp	Credit Suisse	( 22,784)
2,070	Capital One Financial Corp	Goldman Sachs	( 7,503)
11,204	Capitol Federal Financial Inc	Credit Suisse	( 7,171)
107,806	Capitol Federal Financial Inc	JP Morgan	( 68,996)
5,693	Capitol Federal Financial Inc	Bank of America Merrill Lynch	( 1,480)
41,701	Capitol Federal Financial Inc	Citibank	( 12,927)
( 27,395)	Capri Holdings Ltd	Credit Suisse	248,558
( 60,435)	Capri Holdings Ltd	Citibank	410,354
( 46,453)	Capri Holdings Ltd	HSBC	433,871
( 30,998)	Capri Holdings Ltd	JP Morgan	289,521
( 4,860)	Capri Holdings Ltd	Goldman Sachs	36,373
13,923	Cardinal Health Inc	Bank of America Merrill Lynch	( 55,135)
6,973	Cardinal Health Inc	JP Morgan	( 52,228)
31,820	Cardinal Health Inc	Goldman Sachs	( 112,062)
( 5,578)	Carlisle Cos Inc	Citibank	279
( 43,689)	CarMax Inc	Citibank	( 35,825)
( 46,901)	CarMax Inc	Credit Suisse	( 47,370)
( 19,930)	Carnival Corp	Goldman Sachs	22,493
( 6,010)	Carnival Corp	JP Morgan	15,541
15,896	Carter's Inc	Bank of America Merrill Lynch	( 153,396)
21,529	Carter's Inc	JP Morgan	( 382,786)

保有高	銘柄	取引相手	未実現純利益/損 (米ドル)	保有高	銘柄	取引相手	未実現純利益/損 (米ドル)
	米国(続き)				米国(続き)		
13,580	Carter's Inc	Goldman Sachs	( 94,944)	( 50,444)	Centennial Resource Development Inc/DEA'	JP Morgan	89,286
12,490	Casey's General Stores Inc	Goldman Sachs	( 49,188)	( 152,859)	Centennial Resource Development Inc/DEA'	Bank of America Merrill Lynch	330,175
( 99,143)	Catalent Inc	Bank of America Merrill Lynch	( 12,889)	92,207	CenterPoint Energy Inc	Bank of America Merrill Lynch	( 107,882)
( 33,952)	Catalent Inc	Citibank	46,514	97,826	CenterPoint Energy Inc	Citibank	( 127,174)
( 86,144)	Catalent Inc	Credit Suisse	14,102	70,441	CenterPoint Energy Inc	JP Morgan	( 154,970)
( 65,930)	Catalent Inc	Goldman Sachs	58,337	17,138	CenterPoint Energy Inc	Credit Suisse	( 37,704)
( 11,753)	Catalent Inc	HSBC	2,703	( 46,928)	CenturyLink Inc	Citibank	( 30,503)
( 67,009)	Catalent Inc	JP Morgan	( 6,749)	( 71,205)	CenturyLink Inc	Credit Suisse	21,393
( 8,892)	Caterpillar Inc	Citibank	31,211	( 89,000)	CenturyLink Inc	Goldman Sachs	( 28,925)
( 12,081)	Caterpillar Inc	Bank of America Merrill Lynch	87,587	( 216,297)	Ceridian HCM Holding Inc	Credit Suisse	54,074
( 9,045)	Caterpillar Inc	Credit Suisse	107,636	( 9,675)	Ceridian HCM Holding Inc	HSBC	2,419
( 5,140)	Caterpillar Inc	JP Morgan	61,166	( 35,562)	Ceridian HCM Holding Inc	JP Morgan	8,891
58,378	Cathay General Bancorp	Citibank	( 126,680)	28,410	Cerner Corp	Goldman Sachs	( 2,601)
16,889	Cathay General Bancorp	Bank of America Merrill Lynch	( 33,102)	14,451	Cerner Corp	Citibank	( 9,104)
67,324	Cathay General Bancorp	JP Morgan	( 204,665)	14,145	Cerner Corp	Credit Suisse	21,848
103,177	Cathay General Bancorp	Credit Suisse	( 313,658)	8,010	Cerner Corp	JP Morgan	7,250
( 11,728)	Cboe Global Markets Inc	Credit Suisse	( 57,409)	8,320	CF Industries Holdings Inc	Goldman Sachs	( 5,135)
( 9,338)	Cboe Global Markets Inc	Citibank	2,475	24,050	CH Robinson Worldwide Inc	Goldman Sachs	( 77,244)
( 23,137)	Cboe Global Markets Inc	JP Morgan	( 113,256)	45,903	CH Robinson Worldwide Inc	Citibank	( 117,971)
( 4,628)	Cboe Global Markets Inc	Bank of America Merrill Lynch	( 16,869)	18,102	CH Robinson Worldwide Inc	Credit Suisse	( 68,746)
107,278	CBRE Group Inc 'A'	JP Morgan	( 458,077)	6,254	CH Robinson Worldwide Inc	JP Morgan	( 29,081)
56,825	CBRE Group Inc 'A'	Credit Suisse	( 212,774)	85,610	CH Robinson Worldwide Inc	Bank of America Merrill Lynch	( 278,233)
67,630	CBRE Group Inc 'A'	Goldman Sachs	( 160,342)	3,717	CH Robinson Worldwide Inc	HSBC	( 17,284)
3,550	CBS Corp 'B'	Goldman Sachs	434	( 15,460)	Charles River Laboratories International Inc	Goldman Sachs	73,155
36,763	CBS Corp 'B'	Bank of America Merrill Lynch	24,631	( 2,260)	Charles River Laboratories International Inc	Credit Suisse	17,705
20,591	CBS Corp 'B'	Citibank	3,912	( 3,952)	Charles River Laboratories International Inc	Citibank	19,681
61,861	CBS Corp 'B'	JP Morgan	( 1,856)	( 11,338)	Charles River Laboratories International Inc	HSBC	130,894
44,097	CBS Corp 'B'	Credit Suisse	( 1,323)	( 3,080)	Charles River Laboratories International Inc	Bank of America Merrill Lynch	22,084
4,676	CBS Corp 'B'	HSBC	( 140)	( 34,078)	Charles Schwab Corp/The	Citibank	53,843
24,743	CDK Global Inc	Citibank	( 82,147)	( 36,755)	Charles Schwab Corp/The	Bank of America Merrill Lynch	27,566
9,845	CDK Global Inc	Credit Suisse	( 51,292)	( 21,665)	Charles Schwab Corp/The	JP Morgan	77,777
13,873	CDK Global Inc	Bank of America Merrill Lynch	( 44,949)	( 55,405)	Charles Schwab Corp/The	Credit Suisse	198,338
34,504	CDK Global Inc	JP Morgan	( 179,766)	( 33,407)	Charles Schwab Corp/The	HSBC	119,931
17,788	CDK Global Inc	HSBC	( 92,675)	( 9,010)	Charles Schwab Corp/The	Goldman Sachs	15,136
58,970	CDK Global Inc	Goldman Sachs	( 180,636)	( 2,402)	Charter Communications Inc 'A'	Credit Suisse	( 5,020)
36,350	CDW Corp/DE	Credit Suisse	( 174,117)	( 11,567)	Charter Communications Inc 'A'	JP Morgan	( 20,089)
9,190	CDW Corp/DE	HSBC	( 44,903)	( 1,980)	Charter Communications Inc 'A'	Goldman Sachs	10,285
23,546	CDW Corp/DE	Bank of America Merrill Lynch	( 76,760)	( 5,446)	Charter Communications Inc 'A'	Citibank	19,987
17,888	CDW Corp/DE	Citibank	( 93,733)	( 7,866)	Charter Communications Inc 'A'	Bank of America Merrill Lynch	21,867
31,093	CDW Corp/DE	JP Morgan	( 148,935)	( 1,375)	Charter Communications Inc 'A'	HSBC	( 2,874)
28,860	CDW Corp/DE	Goldman Sachs	( 108,925)	30,007	Cheesecake Factory Inc/The	JP Morgan	( 128,730)
30,743	Celanese Corp	Credit Suisse	( 287,140)	14,656	Cheesecake Factory Inc/The	Bank of America Merrill Lynch	( 58,038)
29,224	Celanese Corp	Bank of America Merrill Lynch	( 139,983)	8,337	Cheesecake Factory Inc/The	Citibank	( 40,851)
28,591	Celanese Corp	Citibank	( 105,787)	12,858	Cheesecake Factory Inc/The	Credit Suisse	( 55,161)
19,933	Celanese Corp	JP Morgan	( 186,174)	1,989	Chemed Corp	HSBC	( 358)
58,502	Celgene Corp	Credit Suisse	( 94,427)	12,077	Chemed Corp	Bank of America Merrill Lynch	( 33,816)
48,902	Celgene Corp	Bank of America Merrill Lynch	( 46,457)	10,783	Chemed Corp	Citibank	( 77,853)
5,348	Celgene Corp	Citibank	( 12,568)	23,129	Chemed Corp	JP Morgan	( 4,163)
27,075	Celgene Corp	JP Morgan	( 43,481)	5,853	Chemed Corp	Credit Suisse	( 6,862)
5,455	Celgene Corp	HSBC	( 9,273)	13,900	Chemed Corp	Goldman Sachs	( 53,619)
( 55,378)	Centene Corp	Bank of America Merrill Lynch	( 113,525)	88,277	Chemours Co/The	JP Morgan	( 698,271)
( 11,972)	Centene Corp	Credit Suisse	1,676	30,718	Chemours Co/The	Bank of America Merrill Lynch	( 74,952)
( 23,255)	Centene Corp	HSBC	3,256	17,313	Chemours Co/The	Citibank	( 37,742)
( 3,070)	Centene Corp	JP Morgan	430	57,091	Chemours Co/The	Credit Suisse	( 451,590)
( 502,779)	Centennial Resource Development Inc/DEA'	Citibank	799,419	( 77,552)	Cheniere Energy Inc	Bank of America Merrill Lynch	380,005

保有高	銘柄	取引相手	未実現純利益/損 (米ドル)
	<b>米国(続き)</b>		
( 22,960)	Cheniere Energy Inc	Goldman Sachs	87,747
( 44,378)	Cheniere Energy Inc	JP Morgan	76,330
( 7,270)	Cheniere Energy Inc	Credit Suisse	35,735
777,298	Chesapeake Energy Corp	Bank of America Merrill Lynch	( 427,514)
525,982	Chesapeake Energy Corp	Credit Suisse	( 494,423)
212,466	Chesapeake Energy Corp	JP Morgan	( 199,718)
31,898	Chevron Corp	JP Morgan	( 97,927)
16,328	Chevron Corp	Citibank	( 100,254)
29,622	Chevron Corp	HSBC	( 90,940)
30,370	Chevron Corp	Credit Suisse	( 93,236)
46,286	Chimera Investment Corp (Reit)	Citibank	( 25,920)
67,232	Chimera Investment Corp (Reit)	Bank of America Merrill Lynch	( 44,373)
78,488	Chimera Investment Corp (Reit)	JP Morgan	( 52,587)
23,509	Chimera Investment Corp (Reit)	Credit Suisse	( 15,751)
13,748	Chimera Investment Corp (Reit)	HSBC	( 9,211)
286	Chipotle Mexican Grill Inc	Citibank	( 13,090)
1,044	Chipotle Mexican Grill Inc	Bank of America Merrill Lynch	( 47,627)
399	Chipotle Mexican Grill Inc	JP Morgan	( 19,671)
980	Chipotle Mexican Grill Inc	Goldman Sachs	( 24,892)
22,631	Choice Hotels International Inc	Credit Suisse	( 77,624)
8,316	Choice Hotels International Inc	Citibank	( 16,216)
( 14,585)	Chubb Ltd	Credit Suisse	( 38,942)
( 34,050)	Chubb Ltd	Goldman Sachs	15,628
( 31,517)	Chubb Ltd	Citibank	80,999
( 7,986)	Chubb Ltd	JP Morgan	( 21,323)
( 10,897)	Chubb Ltd	HSBC	( 29,095)
( 5,000)	Church & Dwight Co Inc	Goldman Sachs	97
( 7,198)	Church & Dwight Co Inc	Bank of America Merrill Lynch	( 6,334)
( 2,260)	Church & Dwight Co Inc	Citibank	( 791)
( 15,343)	Church & Dwight Co Inc	JP Morgan	( 20,789)
( 24,675)	Church & Dwight Co Inc	Credit Suisse	( 32,324)
( 2,758)	Church & Dwight Co Inc	HSBC	( 3,613)
5,093	Ciena Corp	HSBC	( 6,774)
5,237	Ciena Corp	Bank of America Merrill Lynch	7,960
15,345	Ciena Corp	Credit Suisse	( 20,409)
( 640)	Cigna Corp	Bank of America Merrill Lynch	5,523
( 7,146)	Cigna Corp	JP Morgan	70,531
( 2,192)	Cigna Corp	Credit Suisse	21,635
( 6,504)	Cimarex Energy Co	Bank of America Merrill Lynch	65,560
( 4,156)	Cimarex Energy Co	Credit Suisse	38,900
( 7,197)	Cincinnati Financial Corp	Bank of America Merrill Lynch	( 11,227)
( 10,037)	Cincinnati Financial Corp	Citibank	16,661
( 21,134)	Cincinnati Financial Corp	JP Morgan	( 59,598)
( 46,240)	Cinemark Holdings Inc	Goldman Sachs	49,676
( 4,860)	Cinemark Holdings Inc	JP Morgan	11,584
4,405	Cintas Corp	Citibank	( 19,690)
4,851	Cintas Corp	JP Morgan	9,217
7,041	Cintas Corp	Credit Suisse	12,374
10,470	Cintas Corp	Goldman Sachs	( 18,757)
4,755	Cirrus Logic Inc	Bank of America Merrill Lynch	( 39,847)
10,200	Cirrus Logic Inc	Citibank	( 27,948)
9,673	Cirrus Logic Inc	JP Morgan	( 109,595)
33,116	Cisco Systems Inc	Bank of America Merrill Lynch	( 3,974)
21,065	Cisco Systems Inc	Citibank	( 70,989)
135,444	Cisco Systems Inc	JP Morgan	( 155,761)

保有高	銘柄	取引相手	未実現純利益/損 (米ドル)
	<b>米国(続き)</b>		
3,093	Cisco Systems Inc	Credit Suisse	( 3,557)
5,288	CIT Group Inc	Credit Suisse	( 19,513)
5,263	CIT Group Inc	HSBC	( 19,420)
20,794	CIT Group Inc	Bank of America Merrill Lynch	( 48,034)
44,844	CIT Group Inc	Citibank	( 97,760)
57,101	CIT Group Inc	JP Morgan	( 210,703)
8,750	Citigroup Inc	Bank of America Merrill Lynch	( 22,138)
30,221	Citigroup Inc	Credit Suisse	( 177,699)
36,742	Citigroup Inc	HSBC	( 207,579)
10,080	Citigroup Inc	Goldman Sachs	( 34,733)
29,961	Citizens Financial Group Inc	HSBC	( 69,799)
54,644	Citizens Financial Group Inc	Bank of America Merrill Lynch	( 61,748)
39,119	Citizens Financial Group Inc	JP Morgan	( 101,318)
22,413	Citizens Financial Group Inc	Credit Suisse	( 58,050)
133,331	Citizens Financial Group Inc	Citibank	( 239,996)
72,250	Citizens Financial Group Inc	Goldman Sachs	( 94,160)
42,102	Citrix Systems Inc	Bank of America Merrill Lynch	( 92,203)
75,862	Citrix Systems Inc	Citibank	( 172,965)
103,979	Citrix Systems Inc	JP Morgan	( 383,683)
59,098	Citrix Systems Inc	Credit Suisse	( 218,072)
43,568	Citrix Systems Inc	HSBC	( 149,298)
11,240	Citrix Systems Inc	Goldman Sachs	( 30,376)
( 6,265)	Clean Harbors Inc	Bank of America Merrill Lynch	32,014
( 22,313)	Clean Harbors Inc	JP Morgan	156,414
( 2,162)	Clorox Co/The	Credit Suisse	( 65)
( 4,367)	Clorox Co/The	HSBC	( 131)
( 1,123)	Clorox Co/The	JP Morgan	( 34)
( 2,435)	Clorox Co/The	Bank of America Merrill Lynch	( 1,291)
( 18,446)	CME Group Inc	Credit Suisse	( 247,730)
( 3,001)	CME Group Inc	Deutsche Bank	( 29,470)
( 6,920)	CME Group Inc	Bank of America Merrill Lynch	( 67,954)
( 11,206)	CME Group Inc	Citibank	( 65,331)
( 6,702)	CME Group Inc	HSBC	( 90,008)
( 8,788)	CME Group Inc	JP Morgan	( 118,023)
( 2,340)	CME Group Inc	Goldman Sachs	( 19,406)
507	CMS Energy Corp	Citibank	( 451)
726	CMS Energy Corp	JP Morgan	1,118
22,280	CMS Energy Corp	Credit Suisse	34,311
67,375	CNX Resources Corp	Bank of America Merrill Lynch	( 111,169)
43,821	CNX Resources Corp	Citibank	( 13,146)
89,502	CNX Resources Corp	JP Morgan	( 132,463)
38,451	CNX Resources Corp	Credit Suisse	( 58,175)
151,970	CNX Resources Corp	Goldman Sachs	( 46,463)
( 16,758)	Coca-Cola Co/The	Credit Suisse	( 17,596)
( 14,520)	Coca-Cola European Partners Plc	Goldman Sachs	3,701
( 14,523)	Cognex Corp	Credit Suisse	93,528
( 19,617)	Cognex Corp	Bank of America Merrill Lynch	83,568
( 21,046)	Cognex Corp	JP Morgan	135,536
( 17,664)	Cognizant Technology Solutions Corp 'A'	Credit Suisse	( 51,226)
( 6,321)	Cognizant Technology Solutions Corp 'A'	JP Morgan	( 18,331)
( 14,976)	Coherent Inc	Bank of America Merrill Lynch	333,216
( 11,794)	Coherent Inc	Credit Suisse	314,900
( 10,890)	Coherent Inc	Goldman Sachs	91,809
( 8,821)	Coherent Inc	Citibank	59,895
( 5,935)	Coherent Inc	JP Morgan	158,465

保有高	銘柄	取引相手	未実現純利益/損 (米ドル)
	米国(続き)		
( 1,319)	Coherent Inc	HSBC	35,217
( 84,010)	Colfax Corp	Goldman Sachs	67,637
( 54,382)	Colfax Corp	Bank of America Merrill Lynch	53,294
( 31,693)	Colfax Corp	Citibank	28,841
( 46,160)	Colfax Corp	JP Morgan	65,113
( 28,657)	Colfax Corp	Credit Suisse	24,993
( 16,175)	Colfax Corp	HSBC	23,939
2,980	Colgate-Palmolive Co	HSBC	( 2,399)
16,873	Colgate-Palmolive Co	Citibank	( 23,453)
1,747	Colgate-Palmolive Co	JP Morgan	( 1,485)
11,258	Colgate-Palmolive Co	Bank of America Merrill Lynch	( 13,510)
15,330	Colgate-Palmolive Co	Goldman Sachs	( 21,372)
( 161,940)	Colony Capital Inc (Reit)	Goldman Sachs	3,214
( 611,872)	Colony Capital Inc (Reit)	Credit Suisse	( 32,547)
( 275,252)	Colony Capital Inc (Reit)	Bank of America Merrill Lynch	22,020
14,889	Columbia Property Trust Inc (Reit)	Bank of America Merrill Lynch	( 18,165)
51,733	Columbia Property Trust Inc (Reit)	JP Morgan	( 55,872)
60,227	Columbia Property Trust Inc (Reit)	Citibank	( 60,227)
75,757	Columbia Property Trust Inc (Reit)	Credit Suisse	( 81,818)
11,455	Columbia Sportswear Co	Bank of America Merrill Lynch	( 23,368)
4,174	Columbia Sportswear Co	Citibank	( 21,914)
2,798	Columbia Sportswear Co	JP Morgan	( 14,885)
12,340	Columbia Sportswear Co	Goldman Sachs	( 43,890)
31,016	Comcast Corp 'A'	Credit Suisse	( 49,936)
37,185	Comcast Corp 'A'	JP Morgan	( 59,868)
10,531	Comcast Corp 'A'	Citibank	( 24,853)
5,714	Comcast Corp 'A'	HSBC	( 9,200)
10,548	Comerica Inc	Bank of America Merrill Lynch	( 30,642)
29,347	Comerica Inc	JP Morgan	( 171,533)
40,798	Comerica Inc	Citibank	( 140,141)
32,046	Commerce Bancshares Inc/MO	Credit Suisse	( 75,949)
15,182	Commerce Bancshares Inc/MO	Citibank	( 29,149)
5,879	Commerce Bancshares Inc/MO	Bank of America Merrill Lynch	( 6,996)
49,199	Commerce Bancshares Inc/MO	JP Morgan	( 116,602)
( 35,005)	CommScope Holding Co Inc	HSBC	159,706
( 8,772)	CommScope Holding Co Inc	Citibank	13,509
( 113,810)	CommScope Holding Co Inc	Goldman Sachs	178,877
( 54,685)	CommScope Holding Co Inc	Bank of America Merrill Lynch	124,682
( 53,797)	CommScope Holding Co Inc	JP Morgan	362,592
( 64,435)	CommScope Holding Co Inc	Credit Suisse	352,065
10,647	Community Bank System Inc	Credit Suisse	( 41,310)
10,233	Community Bank System Inc	Citibank	( 29,983)
19,292	Community Bank System Inc	JP Morgan	( 74,853)
10,887	Community Bank System Inc	Bank of America Merrill Lynch	( 27,000)
5,674	CommVault Systems Inc	Credit Suisse	( 24,512)
4,471	CommVault Systems Inc	Bank of America Merrill Lynch	( 16,811)
6,099	CommVault Systems Inc	Citibank	( 13,357)
29,220	CommVault Systems Inc	JP Morgan	( 126,230)
( 14,960)	Conagra Brands Inc	Goldman Sachs	41,308
( 134,919)	Conagra Brands Inc	Citibank	268,489
( 111,765)	Conagra Brands Inc	Credit Suisse	308,860
( 113,507)	Conagra Brands Inc	HSBC	355,277
( 239,243)	Conagra Brands Inc	JP Morgan	748,831
( 12,969)	Conagra Brands Inc	Bank of America Merrill Lynch	32,941
( 19,741)	Concho Resources Inc	Bank of America Merrill Lynch	320,989

保有高	銘柄	取引相手	未実現純利益/損 (米ドル)
	米国(続き)		
( 34,810)	Concho Resources Inc	Citibank	447,309
( 34,186)	Concho Resources Inc	JP Morgan	449,204
( 5,014)	Concho Resources Inc	Credit Suisse	65,884
( 142,313)	Conduent Inc	JP Morgan	( 69,692)
( 372,930)	Conduent Inc	Goldman Sachs	21,492
( 26,549)	Conduent Inc	Bank of America Merrill Lynch	( 2,655)
43,880	ConocoPhillips	Bank of America Merrill Lynch	( 135,150)
131,028	ConocoPhillips	Citibank	( 535,905)
97,583	ConocoPhillips	JP Morgan	( 241,030)
76,734	ConocoPhillips	Credit Suisse	( 189,569)
4,532	Consolidated Edison Inc	Bank of America Merrill Lynch	770
4,543	Consolidated Edison Inc	Citibank	( 8,359)
1,808	Consolidated Edison Inc	JP Morgan	3,164
5,576	Consolidated Edison Inc	Credit Suisse	9,758
( 12,963)	Constellation Brands Inc 'A'	Citibank	398,223
( 5,728)	Constellation Brands Inc 'A'	Bank of America Merrill Lynch	176,079
( 13,421)	Constellation Brands Inc 'A'	Credit Suisse	442,088
( 10,142)	Constellation Brands Inc 'A'	JP Morgan	334,077
( 12,967)	Continental Resources Inc/OK	Citibank	88,176
( 17,742)	Continental Resources Inc/OK	Bank of America Merrill Lynch	120,113
( 9,910)	Continental Resources Inc/OK	Goldman Sachs	48,684
( 34,959)	Continental Resources Inc/OK	JP Morgan	253,453
( 22,810)	Continental Resources Inc/OK	HSBC	163,663
( 10,312)	Continental Resources Inc/OK	Credit Suisse	74,762
( 940)	Cooper Cos Inc/The	Credit Suisse	8,582
( 2,555)	Cooper Cos Inc/The	Citibank	29,996
( 8,920)	Cooper Cos Inc/The	Goldman Sachs	80,192
( 7,257)	Cooper Cos Inc/The	Bank of America Merrill Lynch	65,023
( 6,359)	Cooper Cos Inc/The	JP Morgan	51,252
( 1,255)	Cooper Cos Inc/The	HSBC	11,458
( 7,619)	Copart Inc	Citibank	( 48,076)
( 3,570)	Copart Inc	HSBC	( 16,765)
( 6,880)	Copart Inc	JP Morgan	( 33,574)
( 13,675)	Copart Inc	Bank of America Merrill Lynch	( 65,503)
( 5,579)	Copart Inc	Credit Suisse	( 27,226)
( 18,410)	Copart Inc	Goldman Sachs	( 51,452)
23,655	Core Laboratories NV	Citibank	( 178,832)
9,939	Core Laboratories NV	Bank of America Merrill Lynch	( 91,240)
42,187	Core Laboratories NV	JP Morgan	( 520,588)
1,824	Core Laboratories NV	Credit Suisse	( 22,508)
46,347	CoreCivic Inc (Reit)	Bank of America Merrill Lynch	( 6,952)
12,251	CoreCivic Inc (Reit)	Citibank	( 8,208)
31,124	CoreCivic Inc (Reit)	JP Morgan	39,216
11,460	CoreCivic Inc (Reit)	Credit Suisse	14,440
3,775	CoreLogic Inc/United States	Credit Suisse	( 944)
2,570	CoreLogic Inc/United States	Citibank	( 4,420)
2,351	CoreLogic Inc/United States	JP Morgan	( 588)
( 4,888)	CoreSite Realty Corp (Reit)	HSBC	( 15,739)
( 18,193)	CoreSite Realty Corp (Reit)	Credit Suisse	( 58,581)
( 14,225)	CoreSite Realty Corp (Reit)	JP Morgan	( 45,805)
9,154	Cornerstone OnDemand Inc	Bank of America Merrill Lynch	( 5,492)
6,210	Cornerstone OnDemand Inc	JP Morgan	( 4,223)
33,370	Corning Inc	HSBC	( 73,414)
29,784	Corning Inc	JP Morgan	( 65,525)
41,950	Corning Inc	Citibank	( 70,057)



保有高	銘柄	取引相手	未実現純利益/損 (米ドル)
	米国(続き)		
71,650	Corning Inc	Credit Suisse	( 138,162)
117,980	Corning Inc	Goldman Sachs	( 165,511)
( 11,170)	Corporate Office Properties Trust (Reit)	HSBC	7,988
( 16,115)	Corporate Office Properties Trust (Reit)	Citibank	13,859
( 17,285)	Corporate Office Properties Trust (Reit)	JP Morgan	3,111
( 25,681)	Corporate Office Properties Trust (Reit)	Credit Suisse	7,234
( 92,986)	Corporate Office Properties Trust (Reit)	Goldman Sachs	71,604
( 6,849)	CoStar Group Inc	Bank of America Merrill Lynch	34,656
( 10,074)	CoStar Group Inc	Citibank	220,822
( 3,973)	CoStar Group Inc	JP Morgan	( 40,872)
( 2,690)	CoStar Group Inc	Goldman Sachs	34,763
( 2,127)	CoStar Group Inc	HSBC	( 19,696)
( 8,380)	Costco Wholesale Corp	Goldman Sachs	95,465
( 2,820)	Costco Wholesale Corp	Citibank	37,365
( 2,360)	Costco Wholesale Corp	HSBC	17,127
( 1,014,250)	Coty Inc 'A'	HSBC	( 760,785)
( 62,709)	Coty Inc 'A'	Citibank	48,913
( 213,770)	Coty Inc 'A'	Bank of America Merrill Lynch	( 245,836)
( 159,915)	Coty Inc 'A'	Credit Suisse	( 88,200)
( 6,156)	Cousins Properties Inc (Reit)	Citibank	1,108
( 78,919)	Cousins Properties Inc (Reit)	Credit Suisse	23,676
( 84,766)	Cousins Properties Inc (Reit)	Bank of America Merrill Lynch	33,906
( 63,873)	Cousins Properties Inc (Reit)	JP Morgan	19,162
( 26,640)	Covetrus Inc	Goldman Sachs	71,974
( 8,308)	Covetrus Inc	Bank of America Merrill Lynch	38,881
( 6,404)	Covetrus Inc	Credit Suisse	25,822
298	Crane Co	Bank of America Merrill Lynch	( 2,485)
11,900	Crane Co	Citibank	( 60,095)
19,713	Crane Co	JP Morgan	( 164,012)
19,314	Crane Co	Credit Suisse	( 160,692)
( 2,570)	Credit Acceptance Corp	Goldman Sachs	45,559
( 1,508)	Credit Acceptance Corp	Citibank	21,972
( 1,979)	Credit Acceptance Corp	HSBC	60,162
( 469)	Credit Acceptance Corp	JP Morgan	14,492
( 2,057)	Credit Acceptance Corp	Bank of America Merrill Lynch	13,329
( 732)	Credit Acceptance Corp	Credit Suisse	22,619
( 2,015)	Crown Castle International Corp (Reit)	Bank of America Merrill Lynch	( 6,226)
( 3,935)	Crown Castle International Corp (Reit)	Citibank	( 14,560)
( 23,495)	Crown Castle International Corp (Reit)	JP Morgan	( 155,537)
( 1,950)	Crown Castle International Corp (Reit)	Goldman Sachs	( 6,175)
( 27,680)	Crown Holdings Inc	Bank of America Merrill Lynch	181,581
( 18,327)	Crown Holdings Inc	Credit Suisse	92,551
( 21,873)	Crown Holdings Inc	Citibank	129,051
115,472	CSX Corp	Bank of America Merrill Lynch	( 407,616)
44,037	CSX Corp	Citibank	( 157,652)
5,900	CSX Corp	JP Morgan	( 25,606)
13,491	CSX Corp	Credit Suisse	( 58,551)
16,454	CSX Corp	HSBC	( 71,410)
9,800	CSX Corp	Goldman Sachs	( 43,357)
( 135,720)	CubeSmart (Reit)	Goldman Sachs	( 23,743)
( 11,500)	Cullen/Frost Bankers Inc	Goldman Sachs	41,375
57,587	Cummins Inc	Bank of America Merrill Lynch	( 418,657)
4,451	Cummins Inc	Citibank	( 41,617)
13,406	Cummins Inc	JP Morgan	( 150,147)
6,605	Cummins Inc	Credit Suisse	( 73,976)

保有高	銘柄	取引相手	未実現純利益/損 (米ドル)
	米国(続き)		
7,938	Curtiss-Wright Corp	Bank of America Merrill Lynch	( 21,036)
1,902	Curtiss-Wright Corp	Citibank	( 10,518)
23,378	Curtiss-Wright Corp	JP Morgan	( 44,418)
3,089	Curtiss-Wright Corp	Credit Suisse	( 5,869)
3,300	Curtiss-Wright Corp	Goldman Sachs	( 9,958)
( 1,836)	CVB Financial Corp	Bank of America Merrill Lynch	753
25,420	CVR Energy Inc	Bank of America Merrill Lynch	( 45,756)
9,308	CVR Energy Inc	HSBC	( 8,656)
( 54,235)	CVS Health Corp	Credit Suisse	184,399
( 4,308)	CVS Health Corp	Citibank	5,902
( 32,055)	CVS Health Corp	HSBC	108,987
( 82,219)	CVS Health Corp	JP Morgan	299,545
( 88,056)	CyrusOne Inc (Reit)	Bank of America Merrill Lynch	265,929
( 39,414)	CyrusOne Inc (Reit)	Citibank	165,933
( 23,462)	CyrusOne Inc (Reit)	JP Morgan	15,954
79,657	Dana Inc	JP Morgan	( 226,624)
31,692	Dana Inc	Bank of America Merrill Lynch	( 56,887)
34,057	Dana Inc	Citibank	( 35,249)
72,750	Dana Inc	Credit Suisse	( 206,974)
( 18,920)	Danaher Corp	Goldman Sachs	5,426
( 3,480)	Danaher Corp	JP Morgan	( 391)
29,966	Darden Restaurants Inc	Bank of America Merrill Lynch	( 128,554)
16,772	Darden Restaurants Inc	Citibank	( 106,670)
20,413	Darden Restaurants Inc	JP Morgan	( 50,413)
13,730	Darden Restaurants Inc	Credit Suisse	( 30,206)
4,440	Darden Restaurants Inc	Goldman Sachs	( 22,333)
( 23,303)	Darling Ingredients Inc	Credit Suisse	37,751
( 49,022)	Darling Ingredients Inc	Bank of America Merrill Lynch	73,043
( 42,330)	Darling Ingredients Inc	Citibank	59,262
( 44,055)	Darling Ingredients Inc	JP Morgan	71,369
24,546	Dave & Buster's Entertainment Inc	Bank of America Merrill Lynch	( 123,589)
18,136	Dave & Buster's Entertainment Inc	Credit Suisse	( 123,415)
35,065	Dave & Buster's Entertainment Inc	Citibank	( 122,552)
3,936	Dave & Buster's Entertainment Inc	JP Morgan	( 26,784)
4,714	Dave & Buster's Entertainment Inc	HSBC	( 32,079)
9,997	DaVita Inc	HSBC	( 76,231)
2,571	DaVita Inc	Bank of America Merrill Lynch	( 16,120)
3,556	DaVita Inc	Citibank	( 18,847)
9,161	DaVita Inc	Credit Suisse	( 71,547)
4,360	DaVita Inc	JP Morgan	( 33,689)
54,340	DaVita Inc	Goldman Sachs	( 224,517)
17,991	Deckers Outdoor Corp	JP Morgan	( 5,577)
7,957	Deckers Outdoor Corp	Citibank	1,751
( 34,222)	Deere & Co	JP Morgan	557,706
( 8,938)	Deere & Co	Credit Suisse	146,136
( 12,670)	Deere & Co	Goldman Sachs	7,523
( 14,430)	Deere & Co	Bank of America Merrill Lynch	80,808
( 8,665)	Deere & Co	Citibank	( 3,986)
35,076	Delek US Holdings Inc	Bank of America Merrill Lynch	( 163,454)
41,263	Delek US Holdings Inc	JP Morgan	( 238,913)
32,428	Delek US Holdings Inc	Credit Suisse	( 187,758)
62,660	Delphi Technologies Plc	Citibank	( 149,131)
17,076	Delphi Technologies Plc	Credit Suisse	( 101,773)
35,530	Delphi Technologies Plc	JP Morgan	( 211,759)
23,314	Delta Air Lines Inc	Bank of America Merrill Lynch	( 54,555)

保有高	銘柄	取引相手	未実現純利益/損 (米ドル)
	米国(続き)		
11,376	Delta Air Lines Inc	JP Morgan	( 42,546)
6,150	Delta Air Lines Inc	Goldman Sachs	( 10,441)
22,971	Deluxe Corp	Credit Suisse	( 141,042)
43,119	Deluxe Corp	Bank of America Merrill Lynch	( 171,614)
48,814	Deluxe Corp	Citibank	( 188,910)
8,468	Deluxe Corp	JP Morgan	( 51,994)
( 33,802)	DENTSPLY SIRONA Inc	Credit Suisse	59,830
( 108,251)	DENTSPLY SIRONA Inc	Bank of America Merrill Lynch	193,769
( 98,188)	DENTSPLY SIRONA Inc	Citibank	141,391
( 29,550)	DENTSPLY SIRONA Inc	Goldman Sachs	35,922
( 60,923)	DENTSPLY SIRONA Inc	JP Morgan	107,834
130,916	Devon Energy Corp	Bank of America Merrill Lynch	( 722,656)
102,625	Devon Energy Corp	Citibank	( 400,238)
43,336	Devon Energy Corp	JP Morgan	( 265,216)
73,080	Devon Energy Corp	Credit Suisse	( 447,250)
100,860	Devon Energy Corp	Goldman Sachs	( 339,163)
( 16,683)	DexCom Inc	Credit Suisse	2,881
( 22,891)	DexCom Inc	Bank of America Merrill Lynch	78,287
( 5,212)	DexCom Inc	Citibank	3,544
( 26,150)	DexCom Inc	JP Morgan	4,184
( 6,970)	DexCom Inc	HSBC	1,115
( 4,075)	Diamondback Energy Inc	Credit Suisse	29,666
( 46,747)	Diamondback Energy Inc	Citibank	481,962
( 24,729)	Diamondback Energy Inc	JP Morgan	180,027
( 10,174)	Diamondback Energy Inc	HSBC	74,067
33,747	DiamondRock Hospitality Co (Reit)	Credit Suisse	( 17,211)
12,576	DiamondRock Hospitality Co (Reit)	JP Morgan	( 6,414)
3,785	DiamondRock Hospitality Co (Reit)	Bank of America Merrill Lynch	( 3,444)
71,329	Dick's Sporting Goods Inc	Credit Suisse	( 152,644)
89,611	Dick's Sporting Goods Inc	Bank of America Merrill Lynch	( 200,729)
97,011	Dick's Sporting Goods Inc	Citibank	( 314,316)
65,117	Dick's Sporting Goods Inc	JP Morgan	( 139,350)
46,452	Dick's Sporting Goods Inc	HSBC	( 99,407)
( 8,910)	Digital Realty Trust Inc (Reit)	Credit Suisse	( 178)
( 2,950)	Digital Realty Trust Inc (Reit)	Goldman Sachs	2,909
( 18,138)	Digital Realty Trust Inc (Reit)	Citibank	11,790
( 9,792)	Digital Realty Trust Inc (Reit)	Bank of America Merrill Lynch	( 588)
( 37,153)	Digital Realty Trust Inc (Reit)	JP Morgan	( 743)
29,971	Discover Financial Services	Citibank	( 102,201)
24,978	Discover Financial Services	Bank of America Merrill Lynch	( 54,702)
36,715	Discover Financial Services	JP Morgan	( 147,594)
28,361	Discover Financial Services	Credit Suisse	( 113,555)
11,210	Discover Financial Services	Goldman Sachs	( 25,837)
( 47,120)	Discovery Inc 'A'	Goldman Sachs	11,569
( 39,715)	Discovery Inc 'A'	Credit Suisse	44,377
( 66,089)	Discovery Inc 'A'	Citibank	4,626
( 71,700)	Discovery Inc 'C'	Goldman Sachs	6,092
( 44,199)	Discovery Inc 'C'	Bank of America Merrill Lynch	16,796
( 5,708)	Discovery Inc 'C'	Citibank	( 114)
( 32,939)	Discovery Inc 'C'	Credit Suisse	51,055
54	DISH Network Corp 'A'	Bank of America Merrill Lynch	14
1,043	DISH Network Corp 'A'	Citibank	282
34,591	DISH Network Corp 'A'	Credit Suisse	7,264
( 32,542)	DocuSign Inc	HSBC	( 50,440)
( 99,420)	DocuSign Inc	Bank of America Merrill Lynch	( 146,147)

保有高	銘柄	取引相手	未実現純利益/損 (米ドル)
	米国(続き)		
( 64,369)	DocuSign Inc	Credit Suisse	( 99,772)
( 41,124)	DocuSign Inc	Citibank	( 14,805)
( 19,556)	DocuSign Inc	JP Morgan	( 30,312)
( 3,624)	Dolby Laboratories Inc 'A'	Credit Suisse	7,067
( 1,339)	Dolby Laboratories Inc 'A'	Bank of America Merrill Lynch	3,896
( 9,217)	Dolby Laboratories Inc 'A'	JP Morgan	17,973
5,543	Dollar General Corp	Credit Suisse	25,442
( 15,724)	Dollar Tree Inc	Credit Suisse	111,011
( 104,048)	Dollar Tree Inc	Bank of America Merrill Lynch	119,655
( 23,850)	Dollar Tree Inc	Citibank	12,402
( 25,709)	Dollar Tree Inc	JP Morgan	181,506
( 8,005)	Dollar Tree Inc	HSBC	56,515
( 25,129)	Dominion Energy Inc	Credit Suisse	( 13,570)
( 49,075)	Dominion Energy Inc	Bank of America Merrill Lynch	( 2,944)
( 10,943)	Dominion Energy Inc	Citibank	32,610
( 46,701)	Dominion Energy Inc	JP Morgan	( 25,219)
( 9,218)	Dominion Energy Inc	HSBC	( 4,978)
( 19,680)	Dominion Energy Inc	Goldman Sachs	35,946
( 1,320)	Domino's Pizza Inc	Credit Suisse	5,268
( 5,814)	Domino's Pizza Inc	Citibank	57,035
( 1,766)	Domino's Pizza Inc	JP Morgan	15,064
( 850)	Domino's Pizza Inc	Bank of America Merrill Lynch	1,743
30,938	Domtar Corp	Bank of America Merrill Lynch	( 108,283)
105,986	Domtar Corp	Citibank	( 150,500)
91,430	Domtar Corp	JP Morgan	( 396,806)
22,278	Domtar Corp	Credit Suisse	( 73,882)
34,040	Domtar Corp	HSBC	( 53,051)
7,803	Donaldson Co Inc	Citibank	( 18,415)
5,063	Donaldson Co Inc	Bank of America Merrill Lynch	( 16,809)
32,731	Donaldson Co Inc	JP Morgan	( 183,621)
4,192	Donaldson Co Inc	HSBC	( 23,517)
20,950	Douglas Emmett Inc (Reit)	Citibank	( 25,559)
11,068	Douglas Emmett Inc (Reit)	JP Morgan	( 7,084)
32,005	Dover Corp	Credit Suisse	( 233,316)
5,183	Dover Corp	Citibank	( 18,089)
45,674	Dover Corp	Bank of America Merrill Lynch	( 304,646)
11,983	Dover Corp	HSBC	( 87,356)
24,298	Dover Corp	JP Morgan	( 166,099)
37,350	Dover Corp	Goldman Sachs	( 154,742)
( 18,861)	Dow Inc	Citibank	53,565
( 8,766)	DowDuPont Inc	HSBC	10,519
( 37,898)	DowDuPont Inc	Bank of America Merrill Lynch	( 14,401)
( 71,159)	DowDuPont Inc	Citibank	88,237
( 42,450)	DowDuPont Inc	Goldman Sachs	25,383
( 14,990)	DowDuPont Inc	JP Morgan	17,988
( 34,537)	DowDuPont Inc	Credit Suisse	30,629
( 26,830)	DR Horton Inc	Credit Suisse	537
( 4,430)	DR Horton Inc	Goldman Sachs	7,366
( 13,540)	DR Horton Inc	HSBC	5,612
( 82,561)	DR Horton Inc	Bank of America Merrill Lynch	69,351
( 35,160)	DR Horton Inc	Citibank	19,338
( 113,973)	DR Horton Inc	JP Morgan	2,279
23,165	DTE Energy Co	Bank of America Merrill Lynch	( 33,821)
35,352	DTE Energy Co	Citibank	( 143,883)
16,583	DTE Energy Co	JP Morgan	19,734

保有高	銘柄	取引相手	未実現純利益/損 (米ドル)	保有高	銘柄	取引相手	未実現純利益/損 (米ドル)
	米国(続き)				米国(続き)		
25,716	DTE Energy Co	Credit Suisse	30,602	( 6,400)	Elastic NV	Citibank	10,816
1,450	DTE Energy Co	Goldman Sachs	( 4,961)	( 69,787)	Elastic NV	HSBC	76,358
( 19,550)	Duke Energy Corp	HSBC	53,928	6,449	Electronic Arts Inc	Credit Suisse	( 16,123)
21,855	Duke Realty Corp (Reit)	Credit Suisse	( 8,523)	22,382	Electronic Arts Inc	Citibank	( 55,060)
52,575	Duke Realty Corp (Reit)	Bank of America Merrill Lynch	( 40,483)	16,581	Electronic Arts Inc	JP Morgan	( 41,453)
66,982	Duke Realty Corp (Reit)	Citibank	( 64,303)	20,150	Electronic Arts Inc	HSBC	( 47,509)
81,726	Duke Realty Corp (Reit)	JP Morgan	( 31,873)	908	Electronic Arts Inc	Bank of America Merrill Lynch	( 4,894)
2,905	Dunkin' Brands Group Inc	Citibank	( 2,295)	13,070	Electronic Arts Inc	Goldman Sachs	( 51,965)
5,954	Dunkin' Brands Group Inc	Credit Suisse	( 774)	( 302,708)	Element Solutions Inc	Goldman Sachs	186,561
( 34,220)	DXC Technology Co	Goldman Sachs	144,579	( 74,140)	Element Solutions Inc	Citibank	43,001
9,208	E*TRADE Financial Corp	Bank of America Merrill Lynch	( 25,138)	( 64,520)	Element Solutions Inc	Bank of America Merrill Lynch	103,877
30,370	E*TRADE Financial Corp	Citibank	( 82,303)	( 155,910)	Element Solutions Inc	HSBC	251,015
( 38,689)	Eagle Materials Inc	Credit Suisse	145,659	( 411,277)	Element Solutions Inc	JP Morgan	662,156
( 4,530)	Eagle Materials Inc	Goldman Sachs	17,719	34,778	Eli Lilly & Co	Citibank	( 94,596)
( 26,973)	Eagle Materials Inc	Bank of America Merrill Lynch	82,807	8,370	Eli Lilly & Co	HSBC	( 12,185)
( 8,663)	Eagle Materials Inc	Citibank	37,078	13,764	Eli Lilly & Co	JP Morgan	( 13,626)
( 4,787)	Eagle Materials Inc	JP Morgan	18,143	6,130	Eli Lilly & Co	Credit Suisse	( 3,179)
( 8,085)	Eagle Materials Inc	HSBC	30,642	49,439	EMCOR Group Inc	Bank of America Merrill Lynch	( 82,563)
22,424	East West Bancorp Inc	Citibank	( 79,157)	30,906	EMCOR Group Inc	Citibank	( 54,086)
15,905	East West Bancorp Inc	JP Morgan	( 116,902)	35,856	EMCOR Group Inc	JP Morgan	( 58,804)
10,111	East West Bancorp Inc	Credit Suisse	( 74,316)	30,602	EMCOR Group Inc	Credit Suisse	( 50,187)
14,800	Eastman Chemical Co	Bank of America Merrill Lynch	( 89,984)	30,336	EMCOR Group Inc	HSBC	( 49,751)
11,647	Eastman Chemical Co	Citibank	( 49,616)	12,724	Emerson Electric Co	Bank of America Merrill Lynch	( 65,529)
18,991	Eastman Chemical Co	Credit Suisse	( 191,619)	8,154	Emerson Electric Co	Citibank	( 34,818)
16,684	Eastman Chemical Co	JP Morgan	( 168,342)	49,372	Emerson Electric Co	JP Morgan	( 290,801)
16,120	Eastman Chemical Co	Goldman Sachs	( 51,803)	919	Emerson Electric Co	Credit Suisse	( 5,413)
494	Eaton Corp Plc	Credit Suisse	( 3,137)	( 49,218)	Empire State Realty Trust Inc (Reit) 'A'	Bank of America Merrill Lynch	20,672
24,486	Eaton Corp Plc	Citibank	( 105,780)	( 75,598)	Empire State Realty Trust Inc (Reit) 'A'	JP Morgan	12,852
12,210	Eaton Corp Plc	JP Morgan	( 77,534)	31,890	Encana Corp	Goldman Sachs	( 12,405)
( 67,450)	Eaton Vance Corp	Bank of America Merrill Lynch	( 13,490)	23,575	Encompass Health Corp	Bank of America Merrill Lynch	( 54,458)
( 38,242)	Eaton Vance Corp	Credit Suisse	35,947	36,940	Encompass Health Corp	Credit Suisse	( 173,249)
( 4,923)	Eaton Vance Corp	HSBC	4,628	54,193	Encompass Health Corp	Citibank	( 81,290)
( 28,096)	Eaton Vance Corp	JP Morgan	26,410	40,132	Encompass Health Corp	JP Morgan	( 188,219)
27,118	eBay Inc	Credit Suisse	( 43,764)	80,981	Endo International Plc	Bank of America Merrill Lynch	( 129,975)
44,546	eBay Inc	Bank of America Merrill Lynch	( 53,010)	71,341	Endo International Plc	JP Morgan	( 225,081)
27,811	eBay Inc	Citibank	( 12,793)	16,639	Endo International Plc	Credit Suisse	( 52,496)
16,110	eBay Inc	JP Morgan	( 27,226)	( 79,737)	Energizer Holdings Inc	Bank of America Merrill Lynch	381,143
12,796	eBay Inc	HSBC	( 21,625)	( 45,751)	Energizer Holdings Inc	Citibank	161,959
9,180	eBay Inc	Goldman Sachs	( 7,940)	( 10,982)	Energizer Holdings Inc	JP Morgan	11,092
( 49,570)	EchoStar Corp 'A'	Goldman Sachs	( 1,380)	( 33,020)	Energizer Holdings Inc	Goldman Sachs	126,503
( 7,550)	EchoStar Corp 'A'	HSBC	( 16,878)	( 17,652)	Energizer Holdings Inc	HSBC	17,829
( 18,063)	EchoStar Corp 'A'	Credit Suisse	( 24,024)	( 88,861)	Energizer Holdings Inc	Credit Suisse	87,297
( 6,579)	EchoStar Corp 'A'	JP Morgan	( 8,750)	2,758	EnerSys	Citibank	( 13,955)
( 16,040)	Ecolab Inc	JP Morgan	( 18,606)	6,255	EnerSys	Credit Suisse	( 59,360)
3,951	Edwards Lifesciences Corp	HSBC	( 32,754)	6,100	EnerSys	Bank of America Merrill Lynch	( 41,114)
1,908	Edwards Lifesciences Corp	Bank of America Merrill Lynch	( 14,825)	15,662	EnerSys	JP Morgan	( 148,632)
6,354	Edwards Lifesciences Corp	Citibank	( 20,206)	( 20,090)	Enstar Group Ltd	Credit Suisse	326,663
4,109	Edwards Lifesciences Corp	JP Morgan	( 34,064)	( 5,007)	Enstar Group Ltd	JP Morgan	81,414
4,966	Edwards Lifesciences Corp	Credit Suisse	( 43,995)	( 9,035)	Enstar Group Ltd	Citibank	84,929
5,640	Edwards Lifesciences Corp	Goldman Sachs	( 20,418)	8,527	Entergy Corp	Citibank	( 18,845)
( 17,311)	Elanco Animal Health Inc	Bank of America Merrill Lynch	29,602	24,699	Entergy Corp	JP Morgan	50,633
( 27,205)	Elanco Animal Health Inc	Credit Suisse	9,522	13,977	Entergy Corp	HSBC	28,653
( 87,771)	Elanco Animal Health Inc	HSBC	102,510	15,734	Entergy Corp	Bank of America Merrill Lynch	( 157)
( 50,055)	Elanco Animal Health Inc	JP Morgan	17,519	33,151	Entergy Corp	Credit Suisse	67,960
( 35,546)	Elastic NV	Credit Suisse	61,838	( 8,393)	EPAM Systems Inc	Bank of America Merrill Lynch	3,441

保有高	銘柄	取引相手	未実現純利益/損 (米ドル)
米国(続き)			
( 14,207)	EPAM Systems Inc	Citibank	8,524
( 6,892)	EPAM Systems Inc	JP Morgan	( 1,447)
( 54,264)	EPR Properties (Reit)	Goldman Sachs	96,371
( 49,360)	EQT Corp	Goldman Sachs	90,711
( 35,485)	EQT Corp	HSBC	87,132
( 80,310)	EQT Corp	Bank of America Merrill Lynch	267,432
( 139,591)	EQT Corp	JP Morgan	315,109
( 137,653)	EQT Corp	Credit Suisse	306,966
( 72,386)	Equifax Inc	Bank of America Merrill Lynch	( 106,407)
( 51,801)	Equifax Inc	Citibank	189,074
( 25,300)	Equifax Inc	Goldman Sachs	37,818
( 30,966)	Equifax Inc	JP Morgan	( 5,884)
( 26,520)	Equifax Inc	HSBC	( 5,039)
( 3,130)	Equinix Inc (Reit)	HSBC	( 17,685)
( 7,544)	Equinix Inc (Reit)	JP Morgan	( 42,624)
( 774)	Equinix Inc (Reit)	Bank of America Merrill Lynch	1,540
( 3,737)	Equinix Inc (Reit)	Citibank	34,978
( 10,777)	Equinix Inc (Reit)	Credit Suisse	( 60,890)
( 16,772)	Equitrans Midstream Corp	Citibank	22,139
( 80,950)	Equitrans Midstream Corp	Goldman Sachs	98,371
( 23,225)	Equitrans Midstream Corp	Bank of America Merrill Lynch	33,676
( 34,191)	Equitrans Midstream Corp	JP Morgan	23,114
( 38,452)	Equitrans Midstream Corp	Credit Suisse	25,378
( 67,324)	Equity Commonwealth (Reit)	Credit Suisse	32,989
67,359	Equity Commonwealth (Reit)	Bank of America Merrill Lynch	12,125
50,548	Equity Commonwealth (Reit)	Citibank	9,604
77,488	Equity Commonwealth (Reit)	JP Morgan	37,969
7,783	Equity LifeStyle Properties Inc (Reit)	Credit Suisse	20,781
11,215	Equity Residential (Reit)	Bank of America Merrill Lynch	( 4,598)
13,345	Equity Residential (Reit)	Citibank	( 11,477)
33,035	Equity Residential (Reit)	JP Morgan	44,267
31,668	Equity Residential (Reit)	Credit Suisse	42,435
( 5,996)	Erie Indemnity Co 'A'	Credit Suisse	( 44,850)
( 13,037)	Erie Indemnity Co 'A'	JP Morgan	( 98,328)
( 3,355)	Erie Indemnity Co 'A'	Bank of America Merrill Lynch	( 17,849)
( 8,556)	Erie Indemnity Co 'A'	Citibank	7,957
( 2,460)	Erie Indemnity Co 'A'	Goldman Sachs	( 9,291)
25,984	Essent Group Ltd	JP Morgan	( 14,551)
31,193	Essent Group Ltd	Bank of America Merrill Lynch	( 26,202)
58,824	Essent Group Ltd	Citibank	( 111,177)
29,049	Essent Group Ltd	Credit Suisse	( 16,267)
( 9,730)	Essex Property Trust Inc (Reit)	Goldman Sachs	22,399
15,697	Estee Lauder Cos Inc/The 'A'	Citibank	( 70,323)
7,124	Estee Lauder Cos Inc/The 'A'	HSBC	( 26,074)
3,770	Estee Lauder Cos Inc/The 'A'	Bank of America Merrill Lynch	( 25,938)
34,533	Estee Lauder Cos Inc/The 'A'	JP Morgan	( 126,391)
1,290	Estee Lauder Cos Inc/The 'A'	Goldman Sachs	( 10,493)
13,805	Etsy Inc	Citibank	( 41,829)
13,174	Etsy Inc	Credit Suisse	( 93,535)
2,782	Euronet Worldwide Inc	Credit Suisse	10,816
14,288	Euronet Worldwide Inc	Bank of America Merrill Lynch	57,223
2,554	Euronet Worldwide Inc	Citibank	( 11,633)
1,017	Euronet Worldwide Inc	JP Morgan	2,965
2,447	Euronet Worldwide Inc	HSBC	7,133
2,200	Euronet Worldwide Inc	Goldman Sachs	( 2,740)

保有高	銘柄	取引相手	未実現純利益/損 (米ドル)
米国(続き)			
( 46,221)	Evercore Inc 'A'	Goldman Sachs	216,533
( 1,907)	Everest Re Group Ltd	JP Morgan	( 6,236)
( 14,770)	Everest Re Group Ltd	Goldman Sachs	57,288
( 3,860)	Everest Re Group Ltd	Credit Suisse	13,316
( 4,100)	Everest Re Group Ltd	Citibank	21,197
( 28,089)	Evergy Inc	Credit Suisse	( 32,583)
( 34,893)	Evergy Inc	JP Morgan	( 40,476)
( 88,396)	Evergy Inc	Bank of America Merrill Lynch	( 5,304)
( 4,250)	Evergy Inc	Goldman Sachs	( 336)
( 3,130)	Eversource Energy	HSBC	( 4,239)
( 15,560)	Eversource Energy	Goldman Sachs	21,061
( 36,243)	Eversource Energy	Bank of America Merrill Lynch	( 725)
( 2,400)	Eversource Energy	Credit Suisse	389
( 18,249)	Exact Sciences Corp	JP Morgan	14,325
( 34,164)	Exact Sciences Corp	Bank of America Merrill Lynch	( 183,290)
( 28,362)	Exact Sciences Corp	Citibank	( 165,209)
22,301	Exelixis Inc	Bank of America Merrill Lynch	7,136
17,800	Exelixis Inc	Goldman Sachs	( 7,642)
9,497	Exelixis Inc	Credit Suisse	( 6,363)
34,090	Exelon Corp	Bank of America Merrill Lynch	( 30,340)
58,579	Exelon Corp	Citibank	( 81,425)
43,258	Exelon Corp	HSBC	( 30,281)
140,495	Exelon Corp	JP Morgan	( 98,347)
68,559	Exelon Corp	Credit Suisse	( 47,991)
( 1,147)	Expedia Group Inc	Bank of America Merrill Lynch	4,359
( 5,884)	Expedia Group Inc	Credit Suisse	38,423
25,324	Expeditors International of Washington Inc	Bank of America Merrill Lynch	( 111,172)
103,017	Expeditors International of Washington Inc	Citibank	( 406,917)
113,656	Expeditors International of Washington Inc	JP Morgan	( 645,398)
70,749	Expeditors International of Washington Inc	Credit Suisse	( 424,494)
50,213	Expeditors International of Washington Inc	HSBC	( 301,278)
51,920	Expeditors International of Washington Inc	Goldman Sachs	( 225,804)
19,430	Extended Stay America Inc (Unit)	Credit Suisse	( 19,041)
12,691	Extended Stay America Inc (Unit)	Citibank	( 7,868)
53,330	Extended Stay America Inc (Unit)	Goldman Sachs	( 20,028)
( 21,740)	Extra Space Storage Inc (Reit)	Goldman Sachs	3,616
( 280,180)	Extraction Oil & Gas Inc	Credit Suisse	176,253
( 98,600)	Extraction Oil & Gas Inc	HSBC	36,195
5,782	Exxon Mobil Corp	HSBC	( 31,628)
11,938	F5 Networks Inc	Citibank	( 69,121)
22,754	F5 Networks Inc	Bank of America Merrill Lynch	( 192,726)
21,523	F5 Networks Inc	JP Morgan	( 324,997)
8,841	F5 Networks Inc	Credit Suisse	( 133,499)
( 24,349)	Facebook Inc 'A'	Credit Suisse	264,917
( 10,481)	Facebook Inc 'A'	Bank of America Merrill Lynch	79,760
( 14,744)	Facebook Inc 'A'	Citibank	98,195
( 6,217)	Facebook Inc 'A'	JP Morgan	67,641
7,427	Fair Isaac Corp	Credit Suisse	72,785
11,929	Fair Isaac Corp	Citibank	( 47,597)
4,004	Fair Isaac Corp	JP Morgan	39,239
6,387	Fair Isaac Corp	Bank of America Merrill Lynch	35,895
637	Fair Isaac Corp	HSBC	6,243
69,484	Fastenal Co	Credit Suisse	( 182,586)
32,356	Fastenal Co	Bank of America Merrill Lynch	( 62,124)
42,942	Fastenal Co	Citibank	( 81,590)

保有高	銘柄	取引相手	未実現純評価益/(損) (米ドル)	保有高	銘柄	取引相手	未実現純評価益/(損) (米ドル)
	米国(続き)				米国(続き)		
89,424	Fastenal Co	JP Morgan	( 254,858)	( 20,880)	FirstEnergy Corp	Bank of America Merrill Lynch	16,495
30,986	Fastenal Co	HSBC	( 88,310)	( 26,110)	FirstEnergy Corp	JP Morgan	18,481
65,240	Fastenal Co	Goldman Sachs	( 107,908)	14,791	Fiserv Inc	Citibank	( 61,531)
( 3,200)	Federal Realty Investment Trust (Reit)	Goldman Sachs	576	3,687	Fiserv Inc	JP Morgan	74
4,322	FedEx Corp	Bank of America Merrill Lynch	( 70,362)	2,247	Fiserv Inc	HSBC	45
4,033	FedEx Corp	Citibank	( 23,149)	4,587	Fiserv Inc	Credit Suisse	92
7,239	FedEx Corp	JP Morgan	( 164,390)	( 21,948)	FleetCor Technologies Inc	Bank of America Merrill Lynch	137,394
5,418	FedEx Corp	Credit Suisse	( 125,535)	17,716	FLIR Systems Inc	Credit Suisse	( 57,577)
7,050	FedEx Corp	Goldman Sachs	( 77,165)	49,665	FLIR Systems Inc	Citibank	( 126,149)
( 26,618)	Fidelity National Financial Inc	HSBC	13,109	9,480	FLIR Systems Inc	Goldman Sachs	( 3,298)
( 46,777)	Fidelity National Financial Inc	Citibank	27,131	( 115,904)	Floor & Decor Holdings Inc 'A'	Bank of America Merrill Lynch	763,807
( 73,124)	Fidelity National Financial Inc	JP Morgan	31,627	( 80,225)	Floor & Decor Holdings Inc 'A'	Credit Suisse	520,660
( 50,261)	Fidelity National Financial Inc	Credit Suisse	23,120	( 24,664)	Floor & Decor Holdings Inc 'A'	JP Morgan	160,069
( 4,210)	Fidelity National Financial Inc	Goldman Sachs	3,817	( 3,645)	Floor & Decor Holdings Inc 'A'	Citibank	11,154
18,969	Fidelity National Information Services Inc	Credit Suisse	56,148	( 23,404)	Floor & Decor Holdings Inc 'A'	HSBC	151,892
13,973	Fidelity National Information Services Inc	HSBC	41,360	13,793	Flowers Foods Inc	Citibank	( 12,690)
25,637	Fidelity National Information Services Inc	JP Morgan	75,886	65,058	Flowers Foods Inc	JP Morgan	42,938
505	Fidelity National Information Services Inc	Bank of America Merrill Lynch	934	( 41,163)	Flowserve Corp	JP Morgan	91,382
14,060	Fifth Third Bancorp	HSBC	( 18,547)	( 3,370)	Flowserve Corp	Goldman Sachs	11,761
62,286	Fifth Third Bancorp	Bank of America Merrill Lynch	( 27,406)	( 4,566)	Flowserve Corp	HSBC	10,137
7,733	Fifth Third Bancorp	Citibank	( 6,186)	( 36,131)	Flowserve Corp	Bank of America Merrill Lynch	101,889
52,669	Fifth Third Bancorp	JP Morgan	( 62,149)	( 47,627)	Fluor Corp	Credit Suisse	64,296
30,957	Fifth Third Bancorp	Credit Suisse	( 33,293)	( 33,276)	Fluor Corp	Citibank	52,243
119,300	Fifth Third Bancorp	Goldman Sachs	( 77,482)	( 37,927)	Fluor Corp	JP Morgan	51,201
( 280,556)	FireEye Inc	Bank of America Merrill Lynch	204,806	( 68,779)	Fluor Corp	Bank of America Merrill Lynch	123,114
( 155,230)	FireEye Inc	Goldman Sachs	10,415	( 25,020)	Fluor Corp	Goldman Sachs	36,339
( 52,290)	FireEye Inc	HSBC	36,608	( 16,131)	Fluor Corp	HSBC	21,777
( 290,233)	FireEye Inc	Citibank	( 60,949)	( 7,927)	FMC Corp	Citibank	4,360
( 295,027)	FireEye Inc	JP Morgan	318,629	( 28,625)	FMC Corp	Bank of America Merrill Lynch	85,875
( 136,752)	FireEye Inc	Credit Suisse	130,612	( 3,584)	FMC Corp	JP Morgan	22,508
29,442	First American Financial Corp	JP Morgan	( 113,941)	( 2,761)	FMC Corp	Credit Suisse	17,339
( 1,330)	First Citizens BancShares Inc/NC 'A'	Goldman Sachs	19,419	( 12,960)	FMC Corp	Goldman Sachs	( 5,819)
( 86,920)	First Data Corp 'A'	Bank of America Merrill Lynch	4,346	( 192,897)	FNB Corp/PA	JP Morgan	181,323
( 47,374)	First Data Corp 'A'	HSBC	6,941	( 74,053)	FNB Corp/PA	Bank of America Merrill Lynch	23,697
( 89,036)	First Data Corp 'A'	JP Morgan	( 2,715)	( 258,637)	FNB Corp/PA	Citibank	134,491
( 39,615)	First Data Corp 'A'	Credit Suisse	1,188	( 58,428)	FNB Corp/PA	Credit Suisse	54,922
( 63,072)	First Data Corp 'A'	Citibank	78,840	28,604	Foot Locker Inc	Citibank	( 397,024)
38,800	First Hawaiian Inc	Credit Suisse	( 93,508)	58,135	Foot Locker Inc	JP Morgan	( 908,069)
( 75,933)	First Horizon National Corp	Bank of America Merrill Lynch	49,356	15,725	Foot Locker Inc	Credit Suisse	( 245,625)
( 50,402)	First Horizon National Corp	Citibank	32,761	37,885	Foot Locker Inc	Bank of America Merrill Lynch	( 587,975)
( 157,382)	First Horizon National Corp	JP Morgan	190,432	8,148	Foot Locker Inc	HSBC	( 127,272)
( 257,970)	First Horizon National Corp	Goldman Sachs	137,275	42,620	Foot Locker Inc	Goldman Sachs	( 300,443)
( 283,697)	First Horizon National Corp	Credit Suisse	332,299	( 169,050)	Ford Motor Co	Goldman Sachs	117,212
( 46,434)	First Horizon National Corp	HSBC	56,185	6,376	Fortinet Inc	HSBC	( 42,273)
( 14,718)	First Republic Bank/CA	Bank of America Merrill Lynch	31,938	21,063	Fortinet Inc	Citibank	( 146,177)
( 33,454)	First Republic Bank/CA	JP Morgan	177,306	44,972	Fortinet Inc	Credit Suisse	( 298,164)
( 9,330)	First Republic Bank/CA	HSBC	26,861	36,734	Fortinet Inc	Bank of America Merrill Lynch	( 221,506)
( 2,897)	First Republic Bank/CA	Citibank	7,706	17,709	Fortinet Inc	JP Morgan	( 116,681)
( 39,704)	First Republic Bank/CA	Credit Suisse	203,974	14,210	Fortinet Inc	Goldman Sachs	( 62,774)
( 94,432)	First Solar Inc	Credit Suisse	175,817	14,815	Fortune Brands Home & Security Inc	Bank of America Merrill Lynch	( 68,593)
( 13,410)	First Solar Inc	Goldman Sachs	14,368	5,105	Fortune Brands Home & Security Inc	Citibank	( 21,390)
( 48,433)	First Solar Inc	Citibank	35,356	4,864	Fortune Brands Home & Security Inc	JP Morgan	( 27,482)
( 11,614)	First Solar Inc	HSBC	23,228	28,325	Fortune Brands Home & Security Inc	Credit Suisse	( 160,036)
( 26,836)	First Solar Inc	JP Morgan	53,672	16,360	Fortune Brands Home & Security Inc	Goldman Sachs	( 57,829)
( 81,490)	FirstEnergy Corp	Goldman Sachs	95,069	17,510	Fox Corp 'A'	Goldman Sachs	( 36,346)

保有高	銘柄	取引相手	未実現純利益/損 (米ドル)
	米国(続き)		
4,906	Fox Corp 'B'	Citibank	( 10,204)
1,364	Fox Corp 'B'	JP Morgan	( 3,042)
5,920	Fox Corp - Class 'A'	Citibank	( 12,077)
4,290	Fox Corp - Class 'A'	JP Morgan	( 13,160)
21,944	Franklin Resources Inc	Bank of America Merrill Lynch	( 31,599)
20,337	Franklin Resources Inc	Citibank	( 35,183)
7,107	Franklin Resources Inc	JP Morgan	( 14,001)
( 610,483)	Freeport-McMoRan Inc	Credit Suisse	1,084,497
( 107,354)	Freeport-McMoRan Inc	HSBC	198,605
( 378,195)	Freeport-McMoRan Inc	Bank of America Merrill Lynch	502,999
( 56,059)	Freeport-McMoRan Inc	Citibank	30,272
( 142,410)	Freeport-McMoRan Inc	Goldman Sachs	121,802
( 195,679)	Freeport-McMoRan Inc	JP Morgan	362,006
20,176	Fresh Del Monte Produce Inc	Bank of America Merrill Lynch	( 98,055)
5,294	Fresh Del Monte Produce Inc	Citibank	( 12,229)
10,720	Fresh Del Monte Produce Inc	JP Morgan	( 44,488)
6,041	Fresh Del Monte Produce Inc	Credit Suisse	( 25,070)
( 8,475)	frontdoor Inc	JP Morgan	( 14,831)
( 4,180)	frontdoor Inc	Goldman Sachs	3,266
( 4,880)	frontdoor Inc	Bank of America Merrill Lynch	927
( 48,239)	frontdoor Inc	Credit Suisse	( 84,418)
( 6,389)	frontdoor Inc	Citibank	6,964
12,748	FTI Consulting Inc	Bank of America Merrill Lynch	17,720
23,191	FTI Consulting Inc	JP Morgan	23,423
16,163	FTI Consulting Inc	Credit Suisse	16,325
3,376	FTI Consulting Inc	Citibank	1,350
7,824	Fulton Financial Corp	Credit Suisse	( 10,093)
36,990	Fulton Financial Corp	Bank of America Merrill Lynch	( 28,112)
41,305	Fulton Financial Corp	Citibank	( 38,414)
29,309	Fulton Financial Corp	JP Morgan	( 37,809)
38,524	Gaming and Leisure Properties Inc (Reit)	JP Morgan	5,393
7,648	Gaming and Leisure Properties Inc (Reit)	Bank of America Merrill Lynch	76
48,890	Gap Inc/The	Goldman Sachs	( 191,666)
67,817	Gap Inc/The	Bank of America Merrill Lynch	( 333,660)
105,488	Gap Inc/The	Citibank	( 444,104)
( 29,510)	Gardner Denver Holdings Inc	Bank of America Merrill Lynch	32,461
( 23,297)	Gardner Denver Holdings Inc	JP Morgan	( 19,569)
12,330	Garmin Ltd	HSBC	( 30,825)
39,429	Garmin Ltd	Bank of America Merrill Lynch	( 112,373)
33,179	Garmin Ltd	JP Morgan	( 73,057)
35,665	Garmin Ltd	Citibank	( 37,448)
9,533	Garmin Ltd	Credit Suisse	( 23,833)
43,550	Garmin Ltd	Goldman Sachs	( 85,838)
( 5,450)	Gartner Inc	Credit Suisse	12,862
( 17,160)	Gartner Inc	Goldman Sachs	35,983
( 1,910)	Gartner Inc	Bank of America Merrill Lynch	2,349
( 5,895)	Gartner Inc	Citibank	21,635
( 39,330)	Gartner Inc	JP Morgan	88,065
( 1,081)	Gartner Inc	HSBC	2,551
( 93,909)	Gates Industrial Corp Plc	Credit Suisse	213,173
( 10,705)	Gates Industrial Corp Plc	Citibank	7,279
( 46,290)	GCI Liberty Inc 'A'	Bank of America Merrill Lynch	31,940
( 34,824)	GCI Liberty Inc 'A'	Credit Suisse	42,057
( 46,386)	GCI Liberty Inc 'A'	Citibank	74,681
( 55,133)	GCI Liberty Inc 'A'	JP Morgan	76,084

保有高	銘柄	取引相手	未実現純利益/損 (米ドル)
	米国(続き)		
( 33,110)	GCI Liberty Inc 'A'	Goldman Sachs	51,653
9,864	Generac Holdings Inc	Bank of America Merrill Lynch	( 16,572)
20,911	Generac Holdings Inc	Citibank	( 44,750)
23,334	Generac Holdings Inc	Credit Suisse	( 71,869)
37,650	Generac Holdings Inc	JP Morgan	( 115,962)
( 354,353)	General Electric Co	Bank of America Merrill Lynch	334,864
( 132,475)	General Electric Co	Citibank	77,498
( 272,909)	General Electric Co	JP Morgan	230,608
( 353,207)	General Electric Co	Credit Suisse	298,460
( 101,026)	General Electric Co	HSBC	85,367
( 4,972)	General Mills Inc	Bank of America Merrill Lynch	19,938
( 24,879)	General Mills Inc	JP Morgan	61,451
( 39,308)	General Mills Inc	Citibank	169,417
42,620	General Motors Co	Credit Suisse	( 185,457)
38,202	General Motors Co	Citibank	( 83,662)
42,565	General Motors Co	HSBC	( 206,440)
20,270	General Motors Co	Goldman Sachs	( 79,412)
( 25,345)	Genesee & Wyoming Inc 'A'	JP Morgan	( 238,243)
( 6,770)	Genesee & Wyoming Inc 'A'	Bank of America Merrill Lynch	( 57,884)
( 27,491)	Genesee & Wyoming Inc 'A'	Citibank	( 240,821)
27,400	Genomic Health Inc	Bank of America Merrill Lynch	( 112,888)
2,596	Genomic Health Inc	Citibank	( 7,710)
16,579	Genomic Health Inc	Credit Suisse	( 92,013)
5,425	Genomic Health Inc	HSBC	( 30,109)
16,752	Genomic Health Inc	JP Morgan	( 92,974)
52,785	Gentex Corp	JP Morgan	( 87,095)
( 7,665)	Genuine Parts Co	Bank of America Merrill Lynch	( 13,414)
( 2,520)	Genuine Parts Co	Goldman Sachs	359
( 13,367)	Genuine Parts Co	JP Morgan	4,678
45,556	Gilead Sciences Inc	Credit Suisse	( 162,179)
84,121	Gilead Sciences Inc	Bank of America Merrill Lynch	( 234,698)
27,649	Gilead Sciences Inc	Citibank	( 110,320)
46,595	Gilead Sciences Inc	JP Morgan	( 165,878)
3,125	Gilead Sciences Inc	HSBC	( 11,125)
( 5,853)	Global Payments Inc	Bank of America Merrill Lynch	( 28,094)
( 10,965)	Global Payments Inc	JP Morgan	( 86,952)
( 9,660)	Global Payments Inc	Goldman Sachs	( 22,985)
( 8,657)	GoDaddy Inc 'A'	Bank of America Merrill Lynch	19,911
( 3,233)	GoDaddy Inc 'A'	Credit Suisse	17,782
( 4,280)	GoDaddy Inc 'A'	JP Morgan	23,540
( 2,664)	GoDaddy Inc 'A'	Citibank	5,941
29,083	Goodyear Tire & Rubber Co/The	Credit Suisse	( 109,714)
32,529	Goodyear Tire & Rubber Co/The	Bank of America Merrill Lynch	( 107,671)
11,660	Goodyear Tire & Rubber Co/The	Goldman Sachs	( 28,403)
24,533	Graco Inc	Credit Suisse	( 95,169)
30,998	Graco Inc	HSBC	( 82,325)
12,708	Graco Inc	Bank of America Merrill Lynch	( 21,095)
69,336	Graco Inc	Citibank	( 61,016)
55,567	Graco Inc	JP Morgan	( 217,267)
91,588	Graco Inc	Goldman Sachs	( 91,347)
113,219	GrafTech International Ltd	Bank of America Merrill Lynch	( 138,127)
41,973	GrafTech International Ltd	Credit Suisse	( 89,402)
144,737	GrafTech International Ltd	Citibank	( 57,895)
53,604	GrafTech International Ltd	HSBC	( 114,177)
280,705	GrafTech International Ltd	JP Morgan	( 597,902)

保有高	銘柄	取引相手	未実現純利益/損 (米ドル)	保有高	銘柄	取引相手	未実現純利益/損 (米ドル)
	米国(続き)				米国(続き)		
1,986	Graham Holdings Co 'B'	Citibank	( 28,777)	( 108,247)	Hanesbrands Inc	JP Morgan	278,775
2,373	Graham Holdings Co 'B'	Bank of America Merrill Lynch	( 70,502)	( 100,366)	Hanesbrands Inc	Credit Suisse	270,988
3,529	Graham Holdings Co 'B'	JP Morgan	( 82,794)	( 72,370)	Hanesbrands Inc	Goldman Sachs	117,057
2,807	Graham Holdings Co 'B'	Credit Suisse	( 63,579)	( 118,291)	Hanesbrands Inc	Citibank	186,900
3,450	Graham Holdings Co 'B'	Goldman Sachs	( 48,183)	1,610	Hanover Insurance Group Inc/The	HSBC	( 2,077)
510	Graham Holdings Co 'B'	HSBC	( 13,217)	2,028	Hanover Insurance Group Inc/The	Citibank	( 1,359)
( 11,640)	Grand Canyon Education Inc	Citibank	( 23,629)	6,893	Hanover Insurance Group Inc/The	JP Morgan	( 8,892)
( 18,437)	Grand Canyon Education Inc	JP Morgan	( 40,662)	12,846	Hanover Insurance Group Inc/The	Credit Suisse	( 16,571)
( 13,369)	Grand Canyon Education Inc	Bank of America Merrill Lynch	( 42,112)	5,888	Hanover Insurance Group Inc/The	Bank of America Merrill Lynch	( 2,944)
( 27,770)	Grand Canyon Education Inc	Credit Suisse	( 84,421)	55,750	Harley-Davidson Inc	Goldman Sachs	( 94,464)
( 14,108)	Grand Canyon Education Inc	HSBC	( 43,958)	35,920	Harley-Davidson Inc	Credit Suisse	( 121,312)
( 33,160)	Grand Canyon Education Inc	Goldman Sachs	( 60,246)	18,409	Harley-Davidson Inc	Citibank	( 45,286)
( 568,996)	Graphic Packaging Holding Co	Bank of America Merrill Lynch	318,638	( 2,803)	Harris Corp	Bank of America Merrill Lynch	( 5,101)
( 105,512)	Graphic Packaging Holding Co	Credit Suisse	70,693	( 7,613)	Harris Corp	JP Morgan	( 45,450)
( 283,854)	Graphic Packaging Holding Co	Goldman Sachs	35,228	( 2,336)	Harris Corp	Citibank	6,985
( 181,785)	Graphic Packaging Holding Co	HSBC	120,359	( 5,663)	Harris Corp	Credit Suisse	( 33,808)
( 96,596)	Graphic Packaging Holding Co	JP Morgan	64,719	57,289	Hartford Financial Services Group Inc/The	JP Morgan	( 12,604)
3,424	Green Dot Corp 'A'	Credit Suisse	( 57,763)	14,670	Hartford Financial Services Group Inc/The	HSBC	( 5,828)
39,047	Green Dot Corp 'A'	Citibank	( 122,998)	54,831	Hartford Financial Services Group Inc/The	Bank of America Merrill Lynch	( 35,640)
2,895	Green Dot Corp 'A'	JP Morgan	( 48,839)	11,194	Hartford Financial Services Group Inc/The	Citibank	( 21,492)
2,357	Green Dot Corp 'A'	Bank of America Merrill Lynch	( 2,640)	40,700	Hartford Financial Services Group Inc/The	Credit Suisse	( 13,912)
3,515	Green Dot Corp 'A'	HSBC	( 59,298)	57,110	Hartford Financial Services Group Inc/The	Goldman Sachs	( 63,790)
223,383	Groupon Inc	JP Morgan	( 32,391)	( 3,570)	Hasbro Inc	Goldman Sachs	3,957
174,424	Groupon Inc	Bank of America Merrill Lynch	872	( 6,220)	Hasbro Inc	Bank of America Merrill Lynch	6,096
86,115	Groupon Inc	Credit Suisse	( 12,487)	( 4,659)	Hasbro Inc	HSBC	20,453
( 22,062)	GrubHub Inc	HSBC	92,660	5,869	Hawaiian Electric Industries Inc	HSBC	( 3,169)
( 28,870)	GrubHub Inc	Credit Suisse	108,549	8,084	Hawaiian Electric Industries Inc	Bank of America Merrill Lynch	( 7,114)
( 4,380)	GrubHub Inc	Goldman Sachs	10,870	13,903	Hawaiian Electric Industries Inc	Citibank	( 14,181)
( 69,795)	GrubHub Inc	Citibank	307,796	12,354	Hawaiian Electric Industries Inc	JP Morgan	( 6,671)
( 6,312)	GrubHub Inc	JP Morgan	26,510	14,296	Hawaiian Holdings Inc	JP Morgan	( 23,731)
( 63,705)	GrubHub Inc	Bank of America Merrill Lynch	( 30,578)	9,039	Hawaiian Holdings Inc	Bank of America Merrill Lynch	( 13,739)
( 69,854)	Guidewire Software Inc	Credit Suisse	112,465	5,595	Hawaiian Holdings Inc	Citibank	( 4,644)
( 3,096)	Guidewire Software Inc	Bank of America Merrill Lynch	10,062	29,253	Hawaiian Holdings Inc	Credit Suisse	( 48,560)
( 18,880)	Guidewire Software Inc	Goldman Sachs	91,007	24,166	HCA Healthcare Inc	HSBC	( 101,688)
( 43,656)	Guidewire Software Inc	Citibank	278,525	11,013	HCA Healthcare Inc	Bank of America Merrill Lynch	( 27,753)
( 25,387)	Guidewire Software Inc	JP Morgan	41,502	67,327	HCA Healthcare Inc	Citibank	( 508,319)
( 15,578)	Guidewire Software Inc	HSBC	26,661	41,670	HCA Healthcare Inc	JP Morgan	( 178,215)
104,317	H&R Block Inc	Citibank	( 55,288)	2,344	HCA Healthcare Inc	Credit Suisse	( 10,384)
146,471	H&R Block Inc	Bank of America Merrill Lynch	( 142,077)	4,590	HCA Healthcare Inc	Goldman Sachs	( 12,667)
51,932	H&R Block Inc	JP Morgan	( 4,674)	( 27,255)	HCP Inc (Reit)	Bank of America Merrill Lynch	( 4,906)
73,176	H&R Block Inc	Credit Suisse	( 6,586)	( 7,243)	HCP Inc (Reit)	JP Morgan	( 12,168)
83,550	H&R Block Inc	Goldman Sachs	( 71,282)	( 9,391)	HCP Inc (Reit)	HSBC	( 15,777)
14,543	Haemonetics Corp	Citibank	( 90,894)	( 53,053)	HCP Inc (Reit)	Citibank	( 2,122)
49,027	Haemonetics Corp	JP Morgan	( 13,728)	( 19,553)	HCP Inc (Reit)	Credit Suisse	( 32,849)
5,552	Haemonetics Corp	Bank of America Merrill Lynch	( 18,044)	59,409	HD Supply Holdings Inc	HSBC	( 145,705)
11,986	Haemonetics Corp	Credit Suisse	( 3,356)	88,323	HD Supply Holdings Inc	Citibank	( 182,829)
( 64,820)	Hain Celestial Group Inc/The	HSBC	255,391	27,112	HD Supply Holdings Inc	Credit Suisse	( 85,132)
( 28,190)	Hain Celestial Group Inc/The	Goldman Sachs	78,164	80,673	HD Supply Holdings Inc	Bank of America Merrill Lynch	( 133,917)
( 116,272)	Hain Celestial Group Inc/The	Bank of America Merrill Lynch	542,990	14,595	HD Supply Holdings Inc	JP Morgan	( 45,828)
( 142,980)	Hain Celestial Group Inc/The	Citibank	574,780	156,600	HD Supply Holdings Inc	Goldman Sachs	( 253,825)
( 62,348)	Hain Celestial Group Inc/The	JP Morgan	245,651	( 7,464)	Healthcare Realty Trust Inc (Reit)	HSBC	( 12,614)
( 191,606)	Hain Celestial Group Inc/The	Credit Suisse	728,075	( 30,571)	Healthcare Realty Trust Inc (Reit)	Bank of America Merrill Lynch	( 12,840)
( 11,930)	Halliburton Co	Citibank	37,460	( 20,257)	Healthcare Realty Trust Inc (Reit)	Credit Suisse	( 34,234)
( 18,724)	Halliburton Co	JP Morgan	91,748	( 6,834)	Healthcare Realty Trust Inc (Reit)	JP Morgan	( 11,549)
( 61,767)	Hanesbrands Inc	Bank of America Merrill Lynch	97,592	( 48,408)	Healthcare Trust of America Inc (Reit)' A'	Bank of America Merrill Lynch	( 26,140)

保有高	銘柄	取引相手	未実現純利益/損 (米ドル)	保有高	銘柄	取引相手	未実現純利益/損 (米ドル)
	米国(続き)				米国(続き)		
( 28,596)	Healthcare Trust of America Inc (Reit)'A'	Credit Suisse	( 42,894)	( 12,878)	Hilton Grand Vacations Inc	Citibank	15,969
( 52,659)	Healthcare Trust of America Inc (Reit)'A'	JP Morgan	( 78,989)	16,090	Hilton Worldwide Holdings Inc	Goldman Sachs	( 57,514)
57,837	Heartland Express Inc	JP Morgan	( 86,756)	11,182	Hilton Worldwide Holdings Inc	Credit Suisse	( 25,188)
33,467	Heartland Express Inc	Bank of America Merrill Lynch	( 63,587)	12,951	Hilton Worldwide Holdings Inc	Bank of America Merrill Lynch	( 59,704)
11,183	Heartland Express Inc	Citibank	( 15,544)	24,580	Hilton Worldwide Holdings Inc	HSBC	( 40,803)
7,435	Heartland Express Inc	Credit Suisse	( 11,152)	18,151	Hilton Worldwide Holdings Inc	JP Morgan	( 30,784)
( 10,418)	HEICO Corp	Citibank	( 161,062)	16,336	HMS Holdings Corp	Bank of America Merrill Lynch	( 19,276)
( 27,408)	HEICO Corp 'A'	Bank of America Merrill Lynch	( 260,650)	43,698	HMS Holdings Corp	Credit Suisse	( 35,395)
( 15,469)	HEICO Corp 'A'	JP Morgan	( 119,266)	14,972	HMS Holdings Corp	Citibank	( 20,512)
( 432)	HEICO Corp 'A'	Credit Suisse	( 3,331)	8,881	HMS Holdings Corp	HSBC	( 7,194)
( 6,692)	HEICO Corp 'A'	Citibank	( 69,864)	28,035	HMS Holdings Corp	JP Morgan	( 22,708)
( 1,870)	HEICO Corp 'A'	Goldman Sachs	( 3,400)	20,380	HollyFrontier Corp	Credit Suisse	( 100,677)
7,113	Helen of Troy Ltd	Citibank	( 25,393)	3,016	HollyFrontier Corp	Bank of America Merrill Lynch	( 14,869)
11,877	Helen of Troy Ltd	JP Morgan	( 58,197)	42,449	HollyFrontier Corp	Citibank	( 166,400)
( 7,540)	Helmerich & Payne Inc	Goldman Sachs	8,944	32,659	HollyFrontier Corp	JP Morgan	( 161,335)
5,044	Henry Schein Inc	Bank of America Merrill Lynch	( 10,088)	( 28,661)	Hologic Inc	Bank of America Merrill Lynch	47,291
17,927	Henry Schein Inc	Citibank	( 73,142)	( 30,777)	Hologic Inc	Credit Suisse	76,327
8,775	Henry Schein Inc	JP Morgan	( 31,204)	( 16,572)	Hologic Inc	Citibank	28,835
9,101	Henry Schein Inc	Credit Suisse	( 37,587)	( 52,490)	Hologic Inc	Goldman Sachs	71,332
20,440	Henry Schein Inc	Goldman Sachs	( 59,046)	( 6,880)	Hologic Inc	JP Morgan	13,763
29,371	Herbalife Nutrition Ltd	Credit Suisse	( 210,884)	17,939	Home Depot Inc/The	JP Morgan	( 100,638)
90,142	Herbalife Nutrition Ltd	JP Morgan	( 640,246)	19,401	Home Depot Inc/The	Bank of America Merrill Lynch	( 42,682)
41,111	Herbalife Nutrition Ltd	Citibank	( 90,033)	17,193	Home Depot Inc/The	Credit Suisse	( 96,453)
34,600	Herbalife Nutrition Ltd	Goldman Sachs	( 62,948)	17,004	Home Depot Inc/The	Citibank	11,053
41,976	Herman Miller Inc	Credit Suisse	( 133,064)	14,268	Home Depot Inc/The	HSBC	( 80,043)
46,404	Herman Miller Inc	Bank of America Merrill Lynch	( 121,114)	17,617	Honeywell International Inc	Credit Suisse	( 115,744)
84,854	Herman Miller Inc	JP Morgan	( 268,987)	18,198	Honeywell International Inc	Citibank	( 100,453)
17,228	Herman Miller Inc	Citibank	( 45,654)	21,177	Honeywell International Inc	JP Morgan	( 137,143)
9,836	Hershey Co/The	Citibank	( 16,229)	10,281	Honeywell International Inc	Bank of America Merrill Lynch	( 57,471)
( 11,240)	Hess Corp	Credit Suisse	78,455	18,744	Honeywell International Inc	HSBC	( 123,148)
( 4,960)	Hess Corp	JP Morgan	34,621	( 10,900)	Hormel Foods Corp	Bank of America Merrill Lynch	3,924
( 1,014)	Hess Corp	Bank of America Merrill Lynch	8,700	( 31,649)	Hormel Foods Corp	JP Morgan	4,114
( 37,651)	Hess Corp	Citibank	287,277	( 28,400)	Hormel Foods Corp	Credit Suisse	3,692
( 7,027)	Hess Corp	HSBC	49,048	24,637	Hospitality Properties Trust (Reit)	HSBC	( 21,927)
18,120	Hewlett Packard Enterprise Co	Credit Suisse	( 9,825)	45,412	Hospitality Properties Trust (Reit)	Credit Suisse	( 40,417)
25,329	Hewlett Packard Enterprise Co	Bank of America Merrill Lynch	( 16,717)	36,360	Hospitality Properties Trust (Reit)	Citibank	( 40,360)
70,039	Hewlett Packard Enterprise Co	Citibank	( 66,537)	37,296	Hospitality Properties Trust (Reit)	JP Morgan	( 33,193)
130,470	Hewlett Packard Enterprise Co	JP Morgan	( 207,447)	34,311	Hospitality Properties Trust (Reit)	Bank of America Merrill Lynch	( 49,751)
72,690	Hewlett Packard Enterprise Co	Goldman Sachs	( 47,899)	115,788	Host Hotels & Resorts Inc (Reit)	Bank of America Merrill Lynch	( 143,577)
34,130	Hexcel Corp	Goldman Sachs	( 31,130)	35,026	Host Hotels & Resorts Inc (Reit)	Citibank	( 37,828)
5,588	Highwoods Properties Inc (Reit)	Credit Suisse	( 4,638)	63,416	Host Hotels & Resorts Inc (Reit)	JP Morgan	( 65,318)
26,024	Highwoods Properties Inc (Reit)	Bank of America Merrill Lynch	( 26,024)	57,688	Host Hotels & Resorts Inc (Reit)	Credit Suisse	( 59,419)
14,380	Highwoods Properties Inc (Reit)	Citibank	( 9,347)	( 5,974)	Howard Hughes Corp/The	Credit Suisse	10,335
44,926	Highwoods Properties Inc (Reit)	JP Morgan	( 37,289)	( 9,924)	Howard Hughes Corp/The	Bank of America Merrill Lynch	49,719
12,946	Hill-Rom Holdings Inc	Bank of America Merrill Lynch	( 41,945)	( 4,327)	Howard Hughes Corp/The	JP Morgan	7,486
5,187	Hill-Rom Holdings Inc	Citibank	( 12,812)	137,554	HP Inc	Bank of America Merrill Lynch	( 30,262)
3,032	Hill-Rom Holdings Inc	JP Morgan	( 14,887)	33,860	HP Inc	Citibank	( 23,363)
5,270	Hill-Rom Holdings Inc	Credit Suisse	( 25,876)	297,372	HP Inc	JP Morgan	( 303,319)
62,493	Hillenbrand Inc	JP Morgan	( 167,481)	244,923	HP Inc	Credit Suisse	( 249,821)
74,336	Hillenbrand Inc	Citibank	( 125,628)	74,499	HP Inc	HSBC	( 75,989)
41,786	Hillenbrand Inc	Bank of America Merrill Lynch	( 70,200)	( 7,880)	Hubbell Inc	Goldman Sachs	28,977
60,807	Hillenbrand Inc	Credit Suisse	( 162,963)	( 19,429)	Hubbell Inc	Bank of America Merrill Lynch	120,751
( 64,117)	Hilton Grand Vacations Inc	Credit Suisse	293,015	( 5,297)	Hubbell Inc	JP Morgan	61,948
( 164,341)	Hilton Grand Vacations Inc	Bank of America Merrill Lynch	410,853	4,352	HubSpot Inc	JP Morgan	( 23,805)
( 22,868)	Hilton Grand Vacations Inc	JP Morgan	104,507	5,332	HubSpot Inc	Credit Suisse	( 29,166)



保有高	銘柄	取引相手	未実現純利益/損 (米ドル)
	米国(続き)		
3,113	HubSpot Inc	Bank of America Merrill Lynch	( 22,258)
2,506	HubSpot Inc	Citibank	( 36,011)
( 33,149)	Hudson Pacific Properties Inc (Reit)	Credit Suisse	38,121
( 8,242)	Hudson Pacific Properties Inc (Reit)	Citibank	7,500
( 99,936)	Hudson Pacific Properties Inc (Reit)	Bank of America Merrill Lynch	119,923
( 47,279)	Hudson Pacific Properties Inc (Reit)	JP Morgan	54,371
7,069	Humana Inc	Credit Suisse	( 23,681)
3,078	Humana Inc	HSBC	( 10,311)
( 47,548)	Huntington Bancshares Inc/OH	Citibank	26,389
( 68,780)	Huntington Bancshares Inc/OH	JP Morgan	52,617
3,101	Huntington Ingalls Industries Inc	Credit Suisse	( 12,156)
1,005	Huntington Ingalls Industries Inc	Bank of America Merrill Lynch	( 2,020)
2,187	Huntington Ingalls Industries Inc	Citibank	( 15,353)
3,453	Huntington Ingalls Industries Inc	JP Morgan	( 13,536)
119,314	Huntsman Corp	Bank of America Merrill Lynch	( 292,319)
20,547	Huntsman Corp	Citibank	( 40,889)
180,313	Huntsman Corp	JP Morgan	( 414,720)
69,405	Huntsman Corp	Credit Suisse	( 159,632)
2,230	Hyatt Hotels Corp 'A'	JP Morgan	( 10,794)
18,370	Hyatt Hotels Corp 'A'	Goldman Sachs	( 62,629)
955	IAC/InterActiveCorp	Citibank	( 6,016)
2,521	IAC/InterActiveCorp	JP Morgan	( 47,344)
1,168	IAC/InterActiveCorp	Credit Suisse	( 21,935)
( 8,609)	ICU Medical Inc	Bank of America Merrill Lynch	60,607
( 11,313)	ICU Medical Inc	Credit Suisse	125,918
( 1,720)	ICU Medical Inc	JP Morgan	29,309
( 14,240)	ICU Medical Inc	Goldman Sachs	112,525
( 1,778)	ICU Medical Inc	HSBC	30,297
( 2,268)	ICU Medical Inc	Citibank	21,297
9,436	IDEX Corp	Bank of America Merrill Lynch	( 20,854)
23,958	IDEX Corp	Citibank	( 13,656)
4,956	IDEX Corp	JP Morgan	( 11,151)
11,547	IDEX Corp	Credit Suisse	( 25,981)
10,778	IDEXX Laboratories Inc	Citibank	( 28,023)
11,772	IDEXX Laboratories Inc	JP Morgan	23,426
18,383	IDEXX Laboratories Inc	Bank of America Merrill Lynch	( 32,538)
2,930	IDEXX Laboratories Inc	HSBC	5,982
9,609	IDEXX Laboratories Inc	Credit Suisse	18,548
3,010	IDEXX Laboratories Inc	Goldman Sachs	( 12,736)
51,790	IHS Markit Ltd	Goldman Sachs	( 37,335)
2,888	Illinois Tool Works Inc	Bank of America Merrill Lynch	( 33,587)
( 2,280)	illumina Inc	JP Morgan	26,790
( 2,697)	illumina Inc	Credit Suisse	31,690
( 2,327)	illumina Inc	Bank of America Merrill Lynch	( 2,560)
( 2,853)	illumina Inc	Citibank	14,693
( 822)	illumina Inc	HSBC	9,659
10,220	Incyte Corp	Goldman Sachs	( 19,628)
2,989	Ingersoll-Rand Plc	HSBC	( 8,967)
11,300	Ingersoll-Rand Plc	Bank of America Merrill Lynch	( 31,866)
32,576	Ingersoll-Rand Plc	Citibank	( 123,463)
22,316	Ingersoll-Rand Plc	JP Morgan	( 67,299)
7,233	Ingersoll-Rand Plc	Credit Suisse	( 21,699)
8,628	Ingredion Inc	Citibank	( 43,226)
4,189	Ingredion Inc	Bank of America Merrill Lynch	( 34,308)
12,426	Ingredion Inc	JP Morgan	( 96,550)

保有高	銘柄	取引相手	未実現純利益/損 (米ドル)
	米国(続き)		
2,060	Ingredion Inc	Goldman Sachs	( 4,788)
1,160	Inogen Inc	Citibank	( 5,092)
6,320	Inogen Inc	Bank of America Merrill Lynch	( 70,658)
13,988	Inogen Inc	JP Morgan	( 57,631)
14,270	Insperty Inc	Bank of America Merrill Lynch	( 7,991)
59,326	Insperty Inc	Credit Suisse	( 250,356)
12,859	Insperty Inc	JP Morgan	( 54,265)
( 11,708)	Insulet Corp	Citibank	( 1,756)
( 12,393)	Insulet Corp	Bank of America Merrill Lynch	( 37,303)
( 33,701)	Insulet Corp	JP Morgan	( 144,577)
( 43,171)	Insulet Corp	Credit Suisse	( 185,204)
( 19,269)	Insulet Corp	HSBC	( 82,664)
3,128	Integer Holdings Corp	Bank of America Merrill Lynch	( 11,292)
3,932	Integer Holdings Corp	Credit Suisse	( 25,008)
7,959	Integer Holdings Corp	Citibank	( 8,675)
( 65,455)	Integra LifeSciences Holdings Corp	Goldman Sachs	191,776
( 25,645)	Integra LifeSciences Holdings Corp	HSBC	118,800
( 42,835)	Integra LifeSciences Holdings Corp	Bank of America Merrill Lynch	148,209
( 23,785)	Integra LifeSciences Holdings Corp	Citibank	80,869
( 43,337)	Integra LifeSciences Holdings Corp	JP Morgan	256,180
( 62,492)	Integra LifeSciences Holdings Corp	Credit Suisse	368,703
21,201	Intel Corp	Bank of America Merrill Lynch	( 33,074)
36,674	Intel Corp	Citibank	2,200
32,729	Intel Corp	JP Morgan	( 169,536)
47,114	Intel Corp	HSBC	( 244,051)
( 4,736)	Interactive Brokers Group Inc 'A'	Citibank	11,556
( 27,792)	Interactive Brokers Group Inc 'A'	Credit Suisse	128,955
( 27,993)	Interactive Brokers Group Inc 'A'	JP Morgan	121,640
( 36,380)	Interactive Brokers Group Inc 'A'	Goldman Sachs	91,986
( 27,148)	Interactive Brokers Group Inc 'A'	Bank of America Merrill Lynch	70,042
( 24,809)	Intercontinental Exchange Inc	Bank of America Merrill Lynch	( 37,214)
( 25,536)	Intercontinental Exchange Inc	Citibank	( 25,281)
( 27,313)	Intercontinental Exchange Inc	JP Morgan	( 46,432)
( 6,326)	Intercontinental Exchange Inc	Credit Suisse	( 10,754)
19,688	International Business Machines Corp	Bank of America Merrill Lynch	( 135,650)
20,415	International Business Machines Corp	JP Morgan	( 214,153)
8,230	International Business Machines Corp	Citibank	( 72,753)
2,320	International Business Machines Corp	Credit Suisse	( 14,186)
7,743	International Business Machines Corp	HSBC	( 81,224)
( 30,953)	International Flavors & Fragrances Inc	Credit Suisse	31,263
( 34,167)	International Flavors & Fragrances Inc	Citibank	60,134
( 9,350)	International Flavors & Fragrances Inc	Goldman Sachs	14,440
( 56,462)	International Flavors & Fragrances Inc	Bank of America Merrill Lynch	81,870
( 19,724)	International Flavors & Fragrances Inc	JP Morgan	19,921
( 34,391)	International Flavors & Fragrances Inc	HSBC	38,105
( 41,330)	International Game Technology Plc	Goldman Sachs	20,419
( 30,487)	International Game Technology Plc	Credit Suisse	33,451
( 31,048)	International Game Technology Plc	Citibank	19,871
( 21,649)	International Game Technology Plc	HSBC	24,463
20,731	International Paper Co	Bank of America Merrill Lynch	( 75,668)
48,675	International Paper Co	Citibank	( 132,396)
35,292	International Paper Co	JP Morgan	( 157,049)
15,140	International Paper Co	Credit Suisse	( 65,922)
39,910	International Paper Co	Goldman Sachs	( 108,995)
12,798	International Paper Co	HSBC	( 51,294)

保有高	銘柄	取引相手	未実現純利益/損 (米ドル)
	米国(続き)		
302	Interpublic Group of Cos Inc/The	Citibank	( 427)
4,140	Interpublic Group of Cos Inc/The	JP Morgan	( 8,715)
58,313	Interpublic Group of Cos Inc/The	Credit Suisse	( 122,749)
31,316	Interpublic Group of Cos Inc/The	Bank of America Merrill Lynch	( 43,373)
( 3,928)	InterXion Holding NV	JP Morgan	( 8,249)
13,165	Intuit Inc	Bank of America Merrill Lynch	14,482
21,252	Intuit Inc	Citibank	( 69,919)
16,522	Intuit Inc	JP Morgan	8,324
13,474	Intuit Inc	Credit Suisse	7,170
6,626	Intuit Inc	HSBC	795
5,140	Intuit Inc	Goldman Sachs	( 16,244)
( 1,797)	Intuitive Surgical Inc	Credit Suisse	53,012
( 3,088)	Intuitive Surgical Inc	HSBC	91,096
( 3,019)	Intuitive Surgical Inc	JP Morgan	89,061
( 132,677)	Invesco Ltd	Citibank	144,618
( 83,153)	Invesco Ltd	JP Morgan	132,213
( 78,000)	Invesco Ltd	Credit Suisse	116,395
( 38,220)	Invesco Ltd	Goldman Sachs	34,541
( 27,377)	Invesco Ltd	HSBC	43,529
40,231	Investors Bancorp Inc	Citibank	( 9,253)
11,933	Investors Bancorp Inc	Bank of America Merrill Lynch	( 4,654)
53,007	Investors Bancorp Inc	JP Morgan	( 46,116)
9,969	Investors Bancorp Inc	Credit Suisse	( 8,673)
( 6,100)	Invitation Homes Inc (Reit)	Bank of America Merrill Lynch	( 2,196)
( 153,857)	Invitation Homes Inc (Reit)	Credit Suisse	( 136,933)
( 18,211)	Invitation Homes Inc (Reit)	JP Morgan	( 16,208)
( 145,929)	Invitation Homes Inc (Reit)	Citibank	14,593
39,595	Ionis Pharmaceuticals Inc	Citibank	( 141,354)
6,840	Ionis Pharmaceuticals Inc	HSBC	( 27,568)
7,733	Ionis Pharmaceuticals Inc	Credit Suisse	( 28,303)
11,839	Ionis Pharmaceuticals Inc	Bank of America Merrill Lynch	( 18,469)
45,590	Ionis Pharmaceuticals Inc	JP Morgan	( 166,859)
26,310	Ionis Pharmaceuticals Inc	Goldman Sachs	( 56,265)
( 27,333)	IPG Photonics Corp	Bank of America Merrill Lynch	562,513
( 13,501)	IPG Photonics Corp	JP Morgan	454,039
( 23,739)	IPG Photonics Corp	Credit Suisse	724,910
( 17,100)	IPG Photonics Corp	Goldman Sachs	158,967
( 10,408)	IPG Photonics Corp	HSBC	350,021
( 9,548)	IPG Photonics Corp	Citibank	84,118
( 5,977)	IQVIA Holdings Inc	Bank of America Merrill Lynch	2,630
( 10,982)	IQVIA Holdings Inc	Credit Suisse	( 17,681)
( 5,698)	Iron Mountain Inc (Reit)	HSBC	1,880
( 31,199)	Iron Mountain Inc (Reit)	Credit Suisse	10,296
( 43,944)	Iron Mountain Inc (Reit)	Citibank	42,186
( 37,256)	Iron Mountain Inc (Reit)	Bank of America Merrill Lynch	48,433
( 81,258)	Iron Mountain Inc (Reit)	JP Morgan	28,279
( 50,340)	Iron Mountain Inc (Reit)	Goldman Sachs	52,452
67,658	ITT Inc	Citibank	( 135,316)
14,170	ITT Inc	JP Morgan	( 56,113)
26,770	ITT Inc	Goldman Sachs	( 39,495)
( 1,606)	J&J Snack Foods Corp	JP Morgan	4,834
( 8,023)	J&J Snack Foods Corp	Bank of America Merrill Lynch	54,075
( 1,411)	J&J Snack Foods Corp	Credit Suisse	4,247
8,281	j2 Global Inc	Credit Suisse	( 39,832)
5,604	j2 Global Inc	Bank of America Merrill Lynch	( 1,793)

保有高	銘柄	取引相手	未実現純利益/損 (米ドル)
	米国(続き)		
3,350	j2 Global Inc	Citibank	( 9,681)
28,600	Jabil Inc	Credit Suisse	( 120,432)
3,729	Jabil Inc	Citibank	( 7,122)
120,016	Jabil Inc	JP Morgan	( 534,071)
111,498	Jabil Inc	Bank of America Merrill Lynch	( 386,898)
178,829	Jabil Inc	Goldman Sachs	( 387,692)
8,992	Jack Henry & Associates Inc	Citibank	( 36,867)
1,624	Jack Henry & Associates Inc	Credit Suisse	( 4,645)
23,015	Jack in the Box Inc	Citibank	19,563
4,002	Jack in the Box Inc	JP Morgan	23,812
22,881	Jack in the Box Inc	Bank of America Merrill Lynch	113,490
17,815	Jack in the Box Inc	Credit Suisse	105,999
4,247	Jack in the Box Inc	HSBC	25,270
( 15,024)	Jacobs Engineering Group Inc	Bank of America Merrill Lynch	45,072
( 10,855)	Jacobs Engineering Group Inc	Credit Suisse	56,663
( 3,230)	Jacobs Engineering Group Inc	JP Morgan	14,005
( 31,030)	Jacobs Engineering Group Inc	Goldman Sachs	57,338
( 14,346)	Jacobs Engineering Group Inc	HSBC	74,886
( 3,440)	Jacobs Engineering Group Inc	Citibank	10,217
( 1,640)	Jazz Pharmaceuticals Plc	Goldman Sachs	10,996
( 22,527)	JB Hunt Transport Services Inc	Credit Suisse	243,742
( 20,409)	JB Hunt Transport Services Inc	JP Morgan	220,825
( 3,392)	JB Hunt Transport Services Inc	HSBC	36,701
( 4,737)	JB Hunt Transport Services Inc	Bank of America Merrill Lynch	52,486
( 11,094)	JB Hunt Transport Services Inc	Citibank	93,966
19,396	JBG SMITH Properties (Reit)	Credit Suisse	( 46,356)
( 93,784)	Jefferies Financial Group Inc	Bank of America Merrill Lynch	96,598
( 19,713)	Jefferies Financial Group Inc	Citibank	13,602
( 12,400)	Jefferies Financial Group Inc	JP Morgan	24,180
( 38,403)	Jefferies Financial Group Inc	Credit Suisse	74,886
( 8,014)	JELD-WEN Holding Inc	JP Morgan	17,310
( 7,257)	JM Smucker Co/The	JP Morgan	38,194
( 7,170)	JM Smucker Co/The	Goldman Sachs	40,618
( 27,373)	JM Smucker Co/The	Bank of America Merrill Lynch	209,403
( 9,682)	JM Smucker Co/The	Citibank	71,937
( 15,647)	JM Smucker Co/The	Credit Suisse	74,636
( 13,528)	JM Smucker Co/The	HSBC	64,529
10,492	John Wiley & Sons Inc 'A'	Citibank	( 50,362)
46,977	John Wiley & Sons Inc 'A'	JP Morgan	( 274,346)
8,761	John Wiley & Sons Inc 'A'	Credit Suisse	( 51,164)
2,940	Johnson & Johnson	Citibank	( 22,315)
38,155	Johnson & Johnson	Credit Suisse	( 328,896)
86,160	Johnson & Johnson	Bank of America Merrill Lynch	( 494,558)
3,418	Johnson & Johnson	JP Morgan	( 29,463)
( 39,987)	Johnson Controls International Plc	Credit Suisse	30,790
( 160,109)	Johnson Controls International Plc	JP Morgan	123,284
4,479	Jones Lang LaSalle Inc	Bank of America Merrill Lynch	( 53,390)
12,985	Jones Lang LaSalle Inc	Citibank	( 78,429)
15,035	Jones Lang LaSalle Inc	JP Morgan	( 245,822)
15,240	Juniper Networks Inc	Credit Suisse	( 29,108)
170,345	Juniper Networks Inc	Bank of America Merrill Lynch	( 161,828)
25,760	Juniper Networks Inc	Citibank	( 28,336)
16,151	Juniper Networks Inc	JP Morgan	( 30,848)
2,860	Kansas City Southern	Credit Suisse	( 25,150)
17,080	Kansas City Southern	Goldman Sachs	( 183,288)

保有高	銘柄	取引相手	未実現純利益/(損) (米ドル)
	<b>米国(続き)</b>		
( 4,243)	KAR Auction Services Inc	Bank of America Merrill Lynch	( 9,122)
( 3,118)	KAR Auction Services Inc	Citibank	( 3,866)
( 4,960)	KAR Auction Services Inc	HSBC	( 6,178)
( 9,729)	KAR Auction Services Inc	JP Morgan	( 18,856)
( 28,120)	KAR Auction Services Inc	Goldman Sachs	( 14,848)
( 1,000)	Kellogg Co	Goldman Sachs	1,770
( 3,069)	Kemper Corp	Credit Suisse	13,534
( 14,484)	Kemper Corp	Bank of America Merrill Lynch	56,632
( 6,622)	Kemper Corp	JP Morgan	29,203
23,846	Kennametal Inc	Bank of America Merrill Lynch	( 84,176)
22,409	Kennametal Inc	Citibank	( 56,471)
29,997	Kennametal Inc	JP Morgan	( 183,582)
45,587	Kennametal Inc	Credit Suisse	( 278,992)
( 104,970)	Kennedy-Wilson Holdings Inc	Credit Suisse	129,113
( 52,191)	Kennedy-Wilson Holdings Inc	JP Morgan	64,195
( 49,624)	Kennedy-Wilson Holdings Inc	Citibank	26,301
( 67,460)	Keurig Dr Pepper Inc	Goldman Sachs	56,801
( 13,719)	Keurig Dr Pepper Inc	Credit Suisse	13,719
( 12,641)	Keurig Dr Pepper Inc	Citibank	12,767
( 35,730)	Keurig Dr Pepper Inc	JP Morgan	35,730
( 25,386)	Keurig Dr Pepper Inc	Bank of America Merrill Lynch	36,302
( 91,318)	Keurig Dr Pepper Inc	HSBC	102,047
( 21,941)	KeyCorp	Credit Suisse	23,916
( 108,634)	KeyCorp	Bank of America Merrill Lynch	52,144
( 22,345)	KeyCorp	Citibank	13,854
( 12,389)	KeyCorp	JP Morgan	13,504
( 48,460)	KeyCorp	Goldman Sachs	25,912
( 66,265)	KeyCorp	HSBC	68,181
( 8,875)	Keysight Technologies Inc	Credit Suisse	82,012
( 5,569)	Keysight Technologies Inc	HSBC	54,660
( 9,100)	Keysight Technologies Inc	Bank of America Merrill Lynch	68,023
( 12,477)	Keysight Technologies Inc	JP Morgan	122,462
( 30,620)	Keysight Technologies Inc	Goldman Sachs	( 6,791)
( 2,810)	Kilroy Realty Corp (Reit)	JP Morgan	8,627
( 17,164)	Kilroy Realty Corp (Reit)	Bank of America Merrill Lynch	66,768
( 6,375)	Kilroy Realty Corp (Reit)	Credit Suisse	19,571
( 14,781)	Kimberly-Clark Corp	Credit Suisse	( 30,892)
( 11,407)	Kimberly-Clark Corp	HSBC	( 21,771)
( 7,798)	Kimberly-Clark Corp	JP Morgan	( 16,298)
( 11,023)	Kimberly-Clark Corp	Bank of America Merrill Lynch	( 3,417)
( 1,410)	Kimberly-Clark Corp	Goldman Sachs	( 95)
12,689	Kimco Realty Corp (Reit)	Credit Suisse	( 9,771)
19,852	Kimco Realty Corp (Reit)	Citibank	( 18,264)
25,813	Kimco Realty Corp (Reit)	Bank of America Merrill Lynch	( 22,974)
49,000	Kimco Realty Corp (Reit)	JP Morgan	( 37,730)
59,560	Kimco Realty Corp (Reit)	Goldman Sachs	( 34,807)
( 116,075)	Kinder Morgan Inc/DE	JP Morgan	( 32,501)
( 20,734)	Kinder Morgan Inc/DE	Bank of America Merrill Lynch	3,939
( 11,034)	Kirby Corp	Credit Suisse	58,811
( 13,366)	Kirby Corp	Goldman Sachs	61,101
( 56,493)	Kirby Corp	Bank of America Merrill Lynch	288,114
( 30,278)	Kirby Corp	Citibank	214,368
( 20,429)	Kirby Corp	JP Morgan	108,887
16,780	KLA-Tencor Corp	Bank of America Merrill Lynch	( 114,775)
68,893	KLA-Tencor Corp	Credit Suisse	( 756,001)

保有高	銘柄	取引相手	未実現純利益/(損) (米ドル)
	<b>米国(続き)</b>		
2,864	KLA-Tencor Corp	JP Morgan	( 31,619)
3,061	KLA-Tencor Corp	Citibank	( 7,285)
13,570	KLA-Tencor Corp	Goldman Sachs	( 41,531)
( 147,328)	Knight-Swift Transportation Holdings Inc	Bank of America Merrill Lynch	524,488
( 29,645)	Knight-Swift Transportation Holdings Inc	Credit Suisse	113,837
92,744	Kohl's Corp	Bank of America Merrill Lynch	( 1,396,725)
3,182	Kohl's Corp	Credit Suisse	( 61,667)
2,110	Kohl's Corp	Citibank	( 9,031)
14,178	Kohl's Corp	JP Morgan	( 274,770)
45,260	Kohl's Corp	Goldman Sachs	( 251,731)
6,043	Kohl's Corp	HSBC	( 117,113)
331	Koontoor Brands Inc	Goldman Sachs	9,543
416	Koontoor Brands Inc	Bank of America Merrill Lynch	11,993
1,718	Koontoor Brands Inc	Credit Suisse	49,530
922	Koontoor Brands Inc	Citibank	26,581
727	Koontoor Brands Inc	HSBC	20,959
474	Koontoor Brands Inc	JP Morgan	13,665
105,021	Korn Ferry	Bank of America Merrill Lynch	( 283,557)
65,975	Korn Ferry	Credit Suisse	( 187,369)
79,558	Korn Ferry	Citibank	( 222,762)
39,198	Korn Ferry	JP Morgan	( 111,322)
( 214,768)	Kosmos Energy Ltd	Bank of America Merrill Lynch	173,962
( 887,599)	Kosmos Energy Ltd	Credit Suisse	683,451
( 240,305)	Kosmos Energy Ltd	Citibank	158,601
( 89,099)	Kosmos Energy Ltd	HSBC	68,606
( 324,576)	Kosmos Energy Ltd	JP Morgan	240,730
( 246,665)	Kosmos Energy Ltd	Goldman Sachs	141,132
( 13,178)	Kraft Heinz Co/The	Citibank	64,177
24,420	Kroger Co/The	HSBC	( 67,852)
55,319	Kroger Co/The	Bank of America Merrill Lynch	( 141,617)
13,842	Kroger Co/The	Citibank	( 18,687)
8,955	Kroger Co/The	JP Morgan	( 23,552)
5,228	Kroger Co/The	Credit Suisse	( 13,750)
65,270	Kroger Co/The	Goldman Sachs	( 93,245)
115,957	Kronos Worldwide Inc	Bank of America Merrill Lynch	( 89,287)
103,305	Kronos Worldwide Inc	Credit Suisse	-
104,479	Kronos Worldwide Inc	JP Morgan	-
141,106	Kronos Worldwide Inc	Citibank	( 88,897)
( 54,162)	L Brands Inc	Credit Suisse	122,135
( 44,882)	L Brands Inc	Bank of America Merrill Lynch	15,035
( 5,280)	L3 Technologies Inc	JP Morgan	( 39,811)
( 5,560)	Laboratory Corp of America Holdings	Goldman Sachs	25,273
( 2,533)	Laboratory Corp of America Holdings	Bank of America Merrill Lynch	9,296
( 11,742)	Laboratory Corp of America Holdings	JP Morgan	25,430
6,046	Lam Research Corp	Bank of America Merrill Lynch	( 115,176)
21,980	Lam Research Corp	Citibank	( 236,285)
7,004	Lam Research Corp	JP Morgan	( 163,053)
7,432	Lam Research Corp	HSBC	( 161,349)
10,208	Lam Research Corp	Credit Suisse	( 209,629)
7,130	Lam Research Corp	Goldman Sachs	( 93,907)
4,805	Lamar Advertising Co (Reit) 'A'	Bank of America Merrill Lynch	( 14,559)
3,569	Lamar Advertising Co (Reit) 'A'	Citibank	( 10,243)
4,869	Lamar Advertising Co (Reit) 'A'	JP Morgan	( 6,865)
16,161	Lamar Advertising Co (Reit) 'A'	Credit Suisse	( 22,787)
12,346	Lamb Weston Holdings Inc	Citibank	( 54,816)

保有高	銘柄	取引相手	未実現純利益/損 (米ドル)
	<b>米国(続き)</b>		
26,161	Lamb Weston Holdings Inc	Bank of America Merrill Lynch	( 205,364)
7,546	Lamb Weston Holdings Inc	Credit Suisse	( 68,518)
10,090	Lamb Weston Holdings Inc	JP Morgan	( 91,617)
12,600	Lamb Weston Holdings Inc	HSBC	( 114,408)
17,030	Lamb Weston Holdings Inc	Goldman Sachs	( 82,701)
25,980	Landstar System Inc	JP Morgan	( 363,200)
5,331	Landstar System Inc	Bank of America Merrill Lynch	( 55,069)
17,528	Landstar System Inc	Citibank	( 156,876)
24,200	Landstar System Inc	Credit Suisse	( 338,316)
11,383	Landstar System Inc	HSBC	( 131,994)
37,820	Landstar System Inc	Goldman Sachs	( 314,862)
( 9,999)	Las Vegas Sands Corp	Citibank	37,996
( 21,105)	Las Vegas Sands Corp	Bank of America Merrill Lynch	172,217
( 23,568)	Las Vegas Sands Corp	JP Morgan	248,171
( 11,664)	Las Vegas Sands Corp	HSBC	122,822
( 505)	Las Vegas Sands Corp	Credit Suisse	5,318
14,918	Lear Corp	Citibank	( 103,680)
36,060	Lear Corp	Bank of America Merrill Lynch	( 558,930)
25,100	Lear Corp	JP Morgan	( 500,996)
36,445	Legg Mason Inc	Bank of America Merrill Lynch	( 8,747)
3,526	Legg Mason Inc	Citibank	( 3,773)
73,514	Legg Mason Inc	JP Morgan	157,320
32,014	Legg Mason Inc	Credit Suisse	68,510
63,420	Legg Mason Inc	Goldman Sachs	( 29,314)
( 37,378)	Leggett & Platt Inc	Bank of America Merrill Lynch	73,635
( 8,966)	Leggett & Platt Inc	Citibank	16,049
( 34,240)	Leggett & Platt Inc	Goldman Sachs	52,815
( 10,855)	Leidos Holdings Inc	Citibank	27,680
( 12,330)	Leidos Holdings Inc	Bank of America Merrill Lynch	7,768
( 2,170)	Leidos Holdings Inc	Goldman Sachs	4,439
( 108,534)	Lennar Corp 'A'	Bank of America Merrill Lynch	369,016
( 18,171)	Lennar Corp 'A'	Citibank	40,703
( 25,994)	Lennar Corp 'A'	JP Morgan	41,850
( 31,000)	Lennar Corp 'A'	Credit Suisse	49,910
( 24,972)	Lennar Corp 'A'	HSBC	40,205
( 2,184)	Lennar Corp 'B'	Goldman Sachs	1,770
16,284	Lennox International Inc	Bank of America Merrill Lynch	( 190,686)
21,247	Lennox International Inc	Citibank	( 297,670)
10,541	Lennox International Inc	Credit Suisse	( 57,343)
11,409	Lennox International Inc	HSBC	( 62,065)
10,311	Lennox International Inc	JP Morgan	( 56,092)
5,730	Lennox International Inc	Goldman Sachs	( 67,222)
( 76,250)	Lexington Realty Trust (Reit)	Bank of America Merrill Lynch	16,775
( 2,640)	Liberty Broadband Corp 'A'	Goldman Sachs	1,481
( 27,721)	Liberty Broadband Corp 'B'	Bank of America Merrill Lynch	31,602
( 16,343)	Liberty Broadband Corp 'B'	Citibank	38,243
( 4,589)	Liberty Broadband Corp 'B'	JP Morgan	6,012
26,513	Liberty Expedia Holdings Inc 'A'	Goldman Sachs	( 13,787)
5,971	Liberty Expedia Holdings Inc 'A'	Bank of America Merrill Lynch	( 7,404)
( 29,586)	Liberty Media Corp-Liberty Formula OneC	Bank of America Merrill Lynch	34,320
( 35,309)	Liberty Media Corp-Liberty Formula OneC	Citibank	60,378
( 47,014)	Liberty Media Corp-Liberty Formula OneC	Credit Suisse	60,178
( 66,445)	Liberty Media Corp-Liberty Formula OneC	JP Morgan	85,050
21,794	Liberty Media Corp-Liberty SiriusXM 'C'	JP Morgan	( 66,410)
17,597	Liberty Media Corp-Liberty SiriusXM 'C'	Citibank	( 32,906)

保有高	銘柄	取引相手	未実現純利益/損 (米ドル)
	<b>米国(続き)</b>		
24,589	Liberty Media Corp-Liberty SiriusXM 'C'	Bank of America Merrill Lynch	( 50,162)
10,931	Liberty Media Corp-Liberty SiriusXM 'C'	Credit Suisse	( 33,667)
61,200	Liberty Media Corp-Liberty SiriusXM 'C'	Goldman Sachs	( 88,774)
65,663	Liberty Property Trust (Reit)	Bank of America Merrill Lynch	( 64,350)
25,003	Liberty Property Trust (Reit)	Citibank	( 37,755)
34,997	Liberty Property Trust (Reit)	JP Morgan	( 39,547)
14,636	Liberty Property Trust (Reit)	Credit Suisse	( 16,539)
5,604	Life Storage Inc (Reit)	Citibank	( 7,565)
16,586	Life Storage Inc (Reit)	Credit Suisse	12,605
1,148	Life Storage Inc (Reit)	JP Morgan	872
8,403	Ligand Pharmaceuticals Inc	JP Morgan	( 104,617)
12,700	Ligand Pharmaceuticals Inc	Bank of America Merrill Lynch	( 77,851)
11,792	Ligand Pharmaceuticals Inc	Credit Suisse	( 146,810)
6,005	Ligand Pharmaceuticals Inc	Citibank	( 36,390)
6,518	Lincoln Electric Holdings Inc	Bank of America Merrill Lynch	( 32,134)
4,007	Lincoln Electric Holdings Inc	Citibank	( 12,141)
42,365	Lincoln Electric Holdings Inc	JP Morgan	( 326,634)
20,816	Lincoln Electric Holdings Inc	Credit Suisse	( 160,491)
11,930	Lincoln Electric Holdings Inc	Goldman Sachs	( 14,975)
28,466	Lincoln National Corp	Bank of America Merrill Lynch	( 108,740)
12,037	Lincoln National Corp	Citibank	( 52,241)
34,649	Lincoln National Corp	JP Morgan	( 171,476)
39,350	Lincoln National Corp	Goldman Sachs	( 131,113)
( 14,415)	Linde Plc	Credit Suisse	( 57,516)
( 27,825)	Linde Plc	Citibank	214,531
( 52,325)	Linde Plc	JP Morgan	( 192,022)
( 5,660)	Linde Plc	Goldman Sachs	38,383
( 13,327)	Linde Plc	HSBC	( 35,449)
( 29,169)	Lions Gate Entertainment Corp 'A'	HSBC	18,583
( 26,306)	Lions Gate Entertainment Corp 'B'	JP Morgan	( 13,153)
( 38,332)	Lions Gate Entertainment Corp 'B'	Bank of America Merrill Lynch	( 18,016)
( 19,469)	Lions Gate Entertainment Corp 'B'	Credit Suisse	( 9,734)
( 9,909)	Lions Gate Entertainment Corp 'B'	Citibank	20,710
( 6,187)	Littelfuse Inc	JP Morgan	93,733
( 1,115)	Littelfuse Inc	Credit Suisse	16,892
( 7,510)	Littelfuse Inc	Goldman Sachs	34,291
6,543	LivanoVa Plc	JP Morgan	( 7,263)
4,164	LivanoVa Plc	Citibank	( 5,621)
4,446	LivanoVa Plc	Bank of America Merrill Lynch	( 7,336)
2,446	LivanoVa Plc	HSBC	( 2,715)
( 37,380)	Live Nation Entertainment Inc	Credit Suisse	139,801
( 2,433)	Live Nation Entertainment Inc	JP Morgan	9,099
( 54,447)	LKQ Corp	Credit Suisse	127,406
( 182,564)	LKQ Corp	Bank of America Merrill Lynch	290,277
( 68,729)	LKQ Corp	Citibank	103,781
( 50,380)	LKQ Corp	JP Morgan	117,889
22,290	Loews Corp	Bank of America Merrill Lynch	( 6,018)
92,517	Loews Corp	Credit Suisse	49,959
16,122	Loews Corp	Citibank	( 23,699)
2,980	LogMeIn Inc	Goldman Sachs	( 4,387)
124,246	Louisiana-Pacific Corp	Bank of America Merrill Lynch	( 228,613)
130,089	Louisiana-Pacific Corp	Citibank	( 88,461)
111,634	Louisiana-Pacific Corp	JP Morgan	( 206,523)
86,577	Louisiana-Pacific Corp	Credit Suisse	( 160,167)
79,671	Louisiana-Pacific Corp	HSBC	( 147,391)

保有高	銘柄	取引相手	未実現純利益/損 (米ドル)
米国(続き)			
2,691	Lowe's Cos Inc	Bank of America Merrill Lynch	( 39,262)
13,199	Lowe's Cos Inc	JP Morgan	( 180,826)
13,506	Lowe's Cos Inc	Citibank	( 66,314)
6,922	Lowe's Cos Inc	Credit Suisse	( 94,831)
1,477	Lowe's Cos Inc	HSBC	( 20,235)
52,932	LPL Financial Holdings Inc	Bank of America Merrill Lynch	( 68,282)
15,517	LPL Financial Holdings Inc	Credit Suisse	( 45,465)
5,340	LPL Financial Holdings Inc	HSBC	( 8,338)
28,616	LPL Financial Holdings Inc	Citibank	( 111,602)
20,407	LPL Financial Holdings Inc	JP Morgan	( 46,123)
33,560	LPL Financial Holdings Inc	Goldman Sachs	( 86,602)
5,173	Lululemon Athletica Inc	Bank of America Merrill Lynch	( 50,385)
13,930	Lululemon Athletica Inc	Citibank	( 175,239)
1,160	Lululemon Athletica Inc	Goldman Sachs	( 10,163)
1,554	LyondellBasell Industries NV 'A'	Bank of America Merrill Lynch	( 7,599)
11,513	LyondellBasell Industries NV 'A'	Citibank	( 55,262)
72,054	LyondellBasell Industries NV 'A'	JP Morgan	( 514,466)
36,205	LyondellBasell Industries NV 'A'	Credit Suisse	( 258,504)
7,761	M&T Bank Corp	Citibank	( 39,659)
12,446	M&T Bank Corp	Credit Suisse	( 82,890)
7,250	M&T Bank Corp	JP Morgan	( 48,285)
( 19,254)	Macerich Co/The (Reit)	JP Morgan	97,810
( 20,227)	Macerich Co/The (Reit)	HSBC	102,753
( 51,125)	Macerich Co/The (Reit)	Bank of America Merrill Lynch	348,843
( 13,882)	Macerich Co/The (Reit)	Citibank	68,299
( 36,904)	Macerich Co/The (Reit)	Credit Suisse	187,472
( 561)	Mack-Cali Realty Corp (Reit)	HSBC	359
( 19,958)	Mack-Cali Realty Corp (Reit)	Citibank	4,790
( 32,597)	Mack-Cali Realty Corp (Reit)	Credit Suisse	20,862
( 11,655)	Macquarie Infrastructure Corp	Bank of America Merrill Lynch	27,040
( 77,387)	Macquarie Infrastructure Corp	Citibank	84,352
( 62,918)	Macquarie Infrastructure Corp	JP Morgan	159,812
36,492	Macy's Inc	Credit Suisse	( 86,851)
27,368	Macy's Inc	Citibank	( 41,326)
2,769	Madison Square Garden Co/The 'A'	HSBC	( 9,915)
543	Madison Square Garden Co/The 'A'	Bank of America Merrill Lynch	( 4,420)
716	Madison Square Garden Co/The 'A'	Citibank	( 6,258)
5,000	Madison Square Garden Co/The 'A'	Goldman Sachs	( 43,267)
34,590	Magna International Inc	Citibank	( 32,861)
28,117	Magna International Inc	HSBC	( 279,764)
74,224	Magna International Inc	Bank of America Merrill Lynch	( 165,520)
34,556	Magna International Inc	Credit Suisse	( 343,832)
27,118	Magna International Inc	JP Morgan	( 269,824)
109,810	Magna International Inc	Goldman Sachs	( 102,556)
7,052	Manhattan Associates Inc	Citibank	( 18,229)
19,385	Manhattan Associates Inc	JP Morgan	( 38,867)
25,509	Manhattan Associates Inc	Bank of America Merrill Lynch	893
57,330	Manhattan Associates Inc	Credit Suisse	( 114,947)
12,250	Manhattan Associates Inc	Goldman Sachs	( 7,976)
19,784	ManpowerGroup Inc	Bank of America Merrill Lynch	( 116,132)
16,575	ManpowerGroup Inc	JP Morgan	( 104,423)
15,784	ManpowerGroup Inc	Citibank	( 84,129)
13,350	ManpowerGroup Inc	Credit Suisse	( 84,105)
220,662	Marathon Oil Corp	Bank of America Merrill Lynch	( 463,390)
112,489	Marathon Oil Corp	JP Morgan	( 250,850)

保有高	銘柄	取引相手	未実現純利益/損 (米ドル)
米国(続き)			
63,773	Marathon Oil Corp	Citibank	( 133,923)
35,399	Marathon Oil Corp	Credit Suisse	( 78,940)
26,561	Marathon Oil Corp	HSBC	( 59,231)
( 45,503)	Marathon Petroleum Corp	Credit Suisse	423,633
( 38,091)	Marathon Petroleum Corp	Citibank	228,546
( 5,160)	Marathon Petroleum Corp	Goldman Sachs	33,842
( 4,587)	Marathon Petroleum Corp	JP Morgan	42,705
( 115,970)	Marathon Petroleum Corp	Bank of America Merrill Lynch	611,162
( 5,485)	Marathon Petroleum Corp	HSBC	51,065
( 1,008)	Markel Corp	JP Morgan	( 6,119)
( 1,189)	Markel Corp	Citibank	43,280
( 2,502)	Markel Corp	Bank of America Merrill Lynch	( 7,081)
( 1,982)	Markel Corp	Credit Suisse	( 12,031)
( 12,454)	MarketAxess Holdings Inc	JP Morgan	( 76,218)
( 3,059)	MarketAxess Holdings Inc	Bank of America Merrill Lynch	184
( 4,658)	MarketAxess Holdings Inc	Credit Suisse	( 28,507)
( 8,913)	MarketAxess Holdings Inc	Citibank	49,467
( 7,109)	Marriott International Inc/MD 'A'	HSBC	76,777
( 39,116)	Marriott International Inc/MD 'A'	Credit Suisse	422,453
( 39,556)	Marriott International Inc/MD 'A'	Citibank	150,313
( 66,615)	Marriott International Inc/MD 'A'	Bank of America Merrill Lynch	523,594
( 6,613)	Marriott International Inc/MD 'A'	JP Morgan	71,420
( 24,080)	Marriott International Inc/MD 'A'	Goldman Sachs	112,444
( 20,951)	Marsh & McLennan Cos Inc	Bank of America Merrill Lynch	( 12,361)
( 16,932)	Marsh & McLennan Cos Inc	JP Morgan	( 28,276)
( 5,526)	Martin Marietta Materials Inc	Credit Suisse	61,339
( 1,270)	Martin Marietta Materials Inc	Goldman Sachs	18,219
( 25,055)	Martin Marietta Materials Inc	Bank of America Merrill Lynch	307,425
( 16,137)	Martin Marietta Materials Inc	Citibank	167,341
( 12,143)	Martin Marietta Materials Inc	JP Morgan	134,787
( 4,686)	Martin Marietta Materials Inc	HSBC	52,015
( 512,140)	Marvell Technology Group Ltd	Citibank	338,012
( 420,256)	Marvell Technology Group Ltd	Bank of America Merrill Lynch	487,497
( 10,655)	Marvell Technology Group Ltd	JP Morgan	20,458
( 85,060)	Marvell Technology Group Ltd	Goldman Sachs	59,465
( 33,956)	Marvell Technology Group Ltd	HSBC	65,196
( 71,020)	Marvell Technology Group Ltd	Credit Suisse	136,358
83,761	Masco Corp	Bank of America Merrill Lynch	( 231,180)
32,381	Masco Corp	Citibank	( 91,638)
105,443	Masco Corp	JP Morgan	( 319,349)
53,469	Masco Corp	Credit Suisse	( 149,865)
17,415	Masco Corp	HSBC	( 55,380)
62,600	Masco Corp	Goldman Sachs	( 155,820)
6,776	Masimo Corp	HSBC	( 50,956)
7,603	Masimo Corp	Credit Suisse	( 57,175)
15,328	Masimo Corp	Bank of America Merrill Lynch	( 187,155)
8,918	Masimo Corp	Citibank	( 101,576)
12,825	Masimo Corp	JP Morgan	( 108,069)
27,830	Masimo Corp	Goldman Sachs	( 314,380)
4,196	Match Group Inc	Credit Suisse	3,189
6,347	Match Group Inc	JP Morgan	4,824
9,348	Match Group Inc	Citibank	( 18,509)
8,752	Match Group Inc	HSBC	6,652
( 38,959)	Mattel Inc	Citibank	35,453
( 86,239)	Mattel Inc	HSBC	131,163

保有高	銘柄	取引相手	未実現純利益/損 (米ドル)
	米国(続き)		
( 91,326)	Mattel Inc	JP Morgan	139,024
( 492,656)	Mattel Inc	Credit Suisse	782,559
25,398	Maxim Integrated Products Inc	Bank of America Merrill Lynch	( 49,018)
36,542	Maxim Integrated Products Inc	JP Morgan	( 150,487)
36,248	Maxim Integrated Products Inc	Citibank	( 42,048)
55,922	Maxim Integrated Products Inc	HSBC	( 244,285)
15,302	Maxim Integrated Products Inc	Credit Suisse	( 67,941)
31,160	Maxim Integrated Products Inc	Goldman Sachs	( 22,252)
( 4,768)	McCormick & Co Inc/MD	Citibank	8,153
( 3,990)	McCormick & Co Inc/MD	Goldman Sachs	2,960
( 5,616)	McCormick & Co Inc/MD	HSBC	2,022
( 1,490)	McCormick & Co Inc/MD	Bank of America Merrill Lynch	1,669
1,654	McDonald's Corp	JP Morgan	( 728)
1,029	McDonald's Corp	HSBC	( 453)
17,132	McDonald's Corp	Citibank	( 40,603)
9,128	McKesson Corp	Credit Suisse	( 69,080)
12,550	McKesson Corp	Bank of America Merrill Lynch	( 52,334)
15,307	McKesson Corp	Citibank	( 114,649)
9,642	McKesson Corp	JP Morgan	( 92,178)
3,973	McKesson Corp	HSBC	( 37,982)
12,870	McKesson Corp	Goldman Sachs	( 67,406)
( 10,977)	MDC Holdings Inc	Bank of America Merrill Lynch	7,903
( 11,703)	MDC Holdings Inc	Credit Suisse	4,447
( 31,507)	MDC Holdings Inc	Citibank	14,493
( 7,293)	MDC Holdings Inc	JP Morgan	2,771
43,010	MDU Resources Group Inc	Bank of America Merrill Lynch	( 39,999)
15,248	MDU Resources Group Inc	Credit Suisse	( 22,110)
29,395	Medical Properties Trust Inc (Reit)	Credit Suisse	294
64,050	Medical Properties Trust Inc (Reit)	Bank of America Merrill Lynch	( 28,823)
16,887	Medical Properties Trust Inc (Reit)	Citibank	( 10,977)
40,723	Medical Properties Trust Inc (Reit)	JP Morgan	407
25,490	MEDNAX Inc	Goldman Sachs	( 19,499)
( 3,690)	Medtronic Plc	HSBC	( 17,222)
( 4,000)	Medtronic Plc	Credit Suisse	( 17,682)
( 18,079)	Medtronic Plc	Citibank	( 63,457)
( 23,443)	Medtronic Plc	JP Morgan	( 76,659)
( 23,540)	Medtronic Plc	Goldman Sachs	( 43,848)
12,888	Mellanox Technologies Ltd	Credit Suisse	( 112,899)
13,404	Mellanox Technologies Ltd	JP Morgan	( 117,419)
5,247	Merck & Co Inc	Credit Suisse	4,303
37,613	Merck & Co Inc	Citibank	( 74,474)
20,263	Merck & Co Inc	JP Morgan	16,616
15,038	MetLife Inc	Bank of America Merrill Lynch	( 9,925)
23,911	MetLife Inc	Citibank	( 38,736)
75,193	MetLife Inc	JP Morgan	( 57,899)
14,851	MetLife Inc	Credit Suisse	( 11,435)
3,480	Mettler-Toledo International Inc	Bank of America Merrill Lynch	( 19,523)
5,388	Mettler-Toledo International Inc	Citibank	( 56,843)
5,720	Mettler-Toledo International Inc	JP Morgan	( 154,211)
790	Mettler-Toledo International Inc	Credit Suisse	( 21,298)
1,760	Mettler-Toledo International Inc	Goldman Sachs	( 17,751)
( 167,645)	MFA Financial Inc (Reit)	Credit Suisse	51,132
( 240,448)	MFA Financial Inc (Reit)	Bank of America Merrill Lynch	68,528
82,401	MGIC Investment Corp	Bank of America Merrill Lynch	( 44,497)
115,292	MGIC Investment Corp	Citibank	( 64,564)

保有高	銘柄	取引相手	未実現純利益/損 (米ドル)
	米国(続き)		
38,596	MGIC Investment Corp	JP Morgan	( 25,473)
47,321	MGIC Investment Corp	Credit Suisse	( 31,232)
( 149,214)	MGM Resorts International	Citibank	122,355
85,448	Michaels Cos Inc/The	JP Morgan	( 185,595)
85,886	Michaels Cos Inc/The	Bank of America Merrill Lynch	( 164,042)
51,763	Michaels Cos Inc/The	Credit Suisse	( 121,125)
48,369	Michaels Cos Inc/The	Citibank	( 36,760)
289,520	Michaels Cos Inc/The	Goldman Sachs	( 250,315)
( 18,403)	Microchip Technology Inc	Citibank	15,274
( 144,941)	Microchip Technology Inc	Credit Suisse	1,527,678
( 24,990)	Microchip Technology Inc	Goldman Sachs	42,059
( 37,797)	Microchip Technology Inc	JP Morgan	332,098
( 3,700)	Microchip Technology Inc	HSBC	38,998
66,140	Micron Technology Inc	HSBC	( 360,069)
34,994	Micron Technology Inc	Credit Suisse	( 239,009)
39,550	Micron Technology Inc	Goldman Sachs	( 113,859)
11,011	Microsoft Corp	Credit Suisse	( 19,159)
( 15,213)	Mid-America Apartment Communities Inc (Reit)	Citibank	18,864
( 21,391)	Mid-America Apartment Communities Inc (Reit)	Bank of America Merrill Lynch	( 12,193)
( 35,338)	Mid-America Apartment Communities Inc (Reit)	JP Morgan	( 150,187)
( 4,267)	Middleby Corp/The	Citibank	32,301
( 41,627)	Middleby Corp/The	JP Morgan	228,949
( 4,657)	Middleby Corp/The	Credit Suisse	25,614
( 21,642)	Moderna Inc	Citibank	20,993
( 13,632)	Mohawk Industries Inc	JP Morgan	( 28,764)
( 6,547)	Mohawk Industries Inc	Credit Suisse	( 13,814)
( 14,656)	Mohawk Industries Inc	Citibank	63,607
( 13,067)	Mohawk Industries Inc	Bank of America Merrill Lynch	( 2,352)
( 5,660)	Mohawk Industries Inc	HSBC	( 11,943)
16,075	Molina Healthcare Inc	Citibank	60,603
50,734	Mondelez International Inc 'A'	Bank of America Merrill Lynch	( 59,359)
28,073	Mondelez International Inc 'A'	Citibank	( 40,144)
17,570	Mondelez International Inc 'A'	JP Morgan	( 6,149)
12,450	Mondelez International Inc 'A'	Goldman Sachs	( 24,054)
80,195	Mondelez International Inc 'A'	Credit Suisse	( 34,595)
40,487	Mondelez International Inc 'A'	HSBC	( 14,170)
31,425	Monolithic Power Systems Inc	Goldman Sachs	( 99,617)
( 31,623)	Monster Beverage Corp	Credit Suisse	( 16,128)
( 19,804)	Monster Beverage Corp	JP Morgan	( 7,470)
( 15,120)	Monster Beverage Corp	Bank of America Merrill Lynch	13,306
( 10,040)	Monster Beverage Corp	Citibank	18,172
( 3,084)	Monster Beverage Corp	HSBC	( 1,573)
( 2,931)	Moody's Corp	Citibank	14,391
( 20,184)	Moody's Corp	JP Morgan	142,499
5,930	Morgan Stanley	HSBC	( 19,127)
49,099	Morgan Stanley	Bank of America Merrill Lynch	( 140,423)
7,928	Morgan Stanley	Citibank	( 19,424)
18,840	Morgan Stanley	Goldman Sachs	( 40,694)
8,895	Morningstar Inc	Goldman Sachs	14,170
( 13,946)	Mosaic Co/The	Bank of America Merrill Lynch	25,242
( 7,948)	Mosaic Co/The	HSBC	23,208
88,523	Motorola Solutions Inc	Bank of America Merrill Lynch	328,420
10,716	Motorola Solutions Inc	HSBC	37,035
7,385	Motorola Solutions Inc	JP Morgan	43,128
39,931	Motorola Solutions Inc	Citibank	( 149,342)

保有高	銘柄	取引相手	未実現純利益/損 (米ドル)	保有高	銘柄	取引相手	未実現純利益/損 (米ドル)
	米国(続き)				米国(続き)		
10.231	Motorola Solutions Inc	Credit Suisse	59,749	( 12,938)	Netflix Inc	Citibank	182,943
16.050	Motorola Solutions Inc	Goldman Sachs	( 708)	( 2,675)	Netflix Inc	JP Morgan	38,996
19.092	MSA Safety Inc	Citibank	( 144,145)	( 9,853)	Netflix Inc	HSBC	185,039
2.961	MSA Safety Inc	JP Morgan	( 36,361)	26.451	NetScout Systems Inc	Citibank	( 31,212)
15.337	MSA Safety Inc	Credit Suisse	( 188,338)	( 11,795)	Neurocrine Biosciences Inc	HSBC	( 37,036)
2.837	MSC Industrial Direct Co Inc 'A'	HSBC	( 25,391)	( 10,023)	Neurocrine Biosciences Inc	Bank of America Merrill Lynch	( 48,511)
29.513	MSC Industrial Direct Co Inc 'A'	Citibank	( 110,083)	( 3,906)	Neurocrine Biosciences Inc	Citibank	( 15,390)
14.064	MSC Industrial Direct Co Inc 'A'	Bank of America Merrill Lynch	( 56,959)	( 2,996)	Neurocrine Biosciences Inc	JP Morgan	( 9,407)
22.290	MSC Industrial Direct Co Inc 'A'	JP Morgan	( 199,496)	( 15,262)	Neurocrine Biosciences Inc	Credit Suisse	( 55,418)
3.921	MSC Industrial Direct Co Inc 'A'	Credit Suisse	( 35,093)	( 2,100)	Neurocrine Biosciences Inc	Goldman Sachs	( 7,700)
4.094	MSCI Inc	HSBC	( 18,382)	( 15,162)	New Jersey Resources Corp	Citibank	35,631
7.440	MSCI Inc	Bank of America Merrill Lynch	( 11,606)	( 12,205)	New Jersey Resources Corp	JP Morgan	32,587
3.216	MSCI Inc	JP Morgan	( 14,440)	27.675	New Relic Inc	Bank of America Merrill Lynch	( 11,347)
13.090	MSCI Inc	Goldman Sachs	( 44,803)	941	New Relic Inc	JP Morgan	( 5,373)
( 9.580)	Murphy Oil Corp	Goldman Sachs	2,385	45,050	New Residential Investment Corp (Reit)	Bank of America Merrill Lynch	( 74,333)
( 9.754)	Mylan NV	Citibank	27,311	245,480	New Residential Investment Corp (Reit)	Goldman Sachs	( 372,698)
( 9.580)	Mylan NV	Goldman Sachs	21,072	( 339,259)	New York Community Bancorp Inc	Bank of America Merrill Lynch	227,304
( 34.618)	Mylan NV	Credit Suisse	174,475	( 105,021)	New York Community Bancorp Inc	Citibank	25,205
( 7.014)	Mylan NV	JP Morgan	35,351	( 150,361)	Newell Brands Inc	Bank of America Merrill Lynch	376,654
( 28.371)	Mylan NV	HSBC	144,461	( 71,602)	Newell Brands Inc	Citibank	170,055
39.800	Myriad Genetics Inc	Citibank	( 25,870)	( 137,000)	Newell Brands Inc	HSBC	322,789
29.620	Myriad Genetics Inc	Bank of America Merrill Lynch	( 70,792)	( 300,951)	Newell Brands Inc	Credit Suisse	723,787
( 58.549)	Nabors Industries Ltd	Citibank	48,303	( 138,084)	Newell Brands Inc	JP Morgan	332,092
( 309.670)	Nabors Industries Ltd	Goldman Sachs	141,620	( 3,005)	NewMarket Corp	Citibank	61,182
( 294.452)	Nabors Industries Ltd	Bank of America Merrill Lynch	431,372	( 29)	NewMarket Corp	JP Morgan	703
( 204.142)	Nabors Industries Ltd	Credit Suisse	324,822	84,880	Newmont Goldcorp Corp	Goldman Sachs	68,585
( 59.611)	Nabors Industries Ltd	JP Morgan	95,676	10,509	News Corp 'A'	Credit Suisse	210
7.176	Nasdaq Inc	Credit Suisse	( 5,813)	14,342	News Corp 'A'	JP Morgan	287
5.656	National Fuel Gas Co	Bank of America Merrill Lynch	( 19,909)	6,263	News Corp 'A'	Bank of America Merrill Lynch	( 814)
7.253	National Fuel Gas Co	Citibank	( 23,645)	64.677	News Corp 'A'	Citibank	( 20,697)
36.628	National Fuel Gas Co	JP Morgan	( 119,041)	117.970	News Corp 'A'	Goldman Sachs	( 33,186)
4.835	National Fuel Gas Co	Credit Suisse	( 15,714)	18,170	News Corp 'B'	Goldman Sachs	( 2,733)
3.834	National Fuel Gas Co	HSBC	( 12,461)	( 12,050)	NextEra Energy Inc	Goldman Sachs	38,489
2.930	National Fuel Gas Co	Goldman Sachs	( 2,300)	( 7,410)	Nielsen Holdings Plc	Goldman Sachs	1,298
( 17.124)	National Instruments Corp	Bank of America Merrill Lynch	41,098	( 89,457)	Nielsen Holdings Plc	Citibank	139,553
( 13.471)	National Instruments Corp	Citibank	19,129	( 99,064)	Nielsen Holdings Plc	Credit Suisse	169,778
( 10.670)	National Oilwell Varco Inc	Goldman Sachs	7,230	( 66,116)	Nielsen Holdings Plc	JP Morgan	112,397
( 38.998)	National Retail Properties Inc (Reit)	Goldman Sachs	18,380	55.823	NIKE Inc 'B'	HSBC	( 289,522)
143.951	Navient Corp	Citibank	( 50,383)	43,572	NIKE Inc 'B'	Credit Suisse	( 214,810)
32.172	Navient Corp	JP Morgan	( 25,094)	52.386	NIKE Inc 'B'	Bank of America Merrill Lynch	( 323,222)
42.663	Navient Corp	Credit Suisse	( 33,277)	43,258	NIKE Inc 'B'	Citibank	( 231,863)
( 291)	NCR Corp	JP Morgan	259	62.037	NIKE Inc 'B'	JP Morgan	( 305,842)
( 24.872)	NCR Corp	Citibank	27,359	5,630	NIKE Inc 'B'	Goldman Sachs	( 38,676)
( 52.176)	Nektar Therapeutics	JP Morgan	79,829	( 35,884)	NiSource Inc	Bank of America Merrill Lynch	17,583
( 72.164)	Nektar Therapeutics	Bank of America Merrill Lynch	176,802	( 66,497)	NiSource Inc	Citibank	53,863
( 5.280)	Nektar Therapeutics	Goldman Sachs	2,532	( 78,840)	NiSource Inc	Goldman Sachs	40,445
( 36.901)	Nektar Therapeutics	Credit Suisse	64,455	( 19,758)	NiSource Inc	HSBC	7,309
( 26.173)	Nektar Therapeutics	Citibank	52,869	( 40,337)	NiSource Inc	JP Morgan	( 4,034)
( 15.442)	Nektar Therapeutics	HSBC	23,626	( 31,711)	Noble Energy Inc	Bank of America Merrill Lynch	85,620
15.325	NetApp Inc	Bank of America Merrill Lynch	( 128,730)	( 133,473)	Noble Energy Inc	Credit Suisse	408,958
24.540	NetApp Inc	Citibank	( 189,203)	( 68,858)	Noble Energy Inc	JP Morgan	212,771
63.334	NetApp Inc	JP Morgan	( 603,573)	( 30,460)	Noble Energy Inc	Goldman Sachs	30,744
23.606	NetApp Inc	Credit Suisse	( 224,965)	( 37,340)	Noble Energy Inc	Citibank	72,066
10.760	NetApp Inc	Goldman Sachs	( 19,463)	( 21,926)	Noble Energy Inc	HSBC	67,751
( 6.941)	Netflix Inc	Credit Suisse	130,352	( 4,928)	Nordson Corp	Citibank	27,153

保有高	銘柄	取引相手	未実現純利益/(損) (米ドル)	保有高	銘柄	取引相手	未実現純利益/(損) (米ドル)
	米国(続き)				米国(続き)		
( 3,895)	Nordson Corp	Credit Suisse	72,603	( 52,169)	NXP Semiconductors NV	Citibank	253,020
( 19,736)	Nordson Corp	JP Morgan	367,879	( 33,525)	NXP Semiconductors NV	JP Morgan	426,103
( 1,358)	Nordson Corp	Bank of America Merrill Lynch	16,608	( 13,868)	NXP Semiconductors NV	Credit Suisse	176,262
24,549	Nordstrom Inc	HSBC	( 176,586)	( 26,109)	NXP Semiconductors NV	HSBC	322,469
46,974	Nordstrom Inc	Bank of America Merrill Lynch	( 282,783)	5,437	O'Reilly Automotive Inc	JP Morgan	( 1,087)
24,965	Nordstrom Inc	Credit Suisse	( 212,702)	456	O'Reilly Automotive Inc	Credit Suisse	( 91)
13,599	Nordstrom Inc	Citibank	( 39,981)	5,093	O'Reilly Automotive Inc	Bank of America Merrill Lynch	72,168
11,543	Nordstrom Inc	JP Morgan	( 98,346)	1,465	O'Reilly Automotive Inc	Citibank	( 1,538)
73,630	Nordstrom Inc	Goldman Sachs	( 275,612)	1,624	O'Reilly Automotive Inc	HSBC	( 325)
7,528	Norfolk Southern Corp	Bank of America Merrill Lynch	( 38,995)	14,699	Occidental Petroleum Corp	Credit Suisse	( 132,438)
22,959	Norfolk Southern Corp	HSBC	( 136,147)	3,544	Occidental Petroleum Corp	Bank of America Merrill Lynch	( 10,809)
10,871	Norfolk Southern Corp	JP Morgan	( 64,465)	19,455	Occidental Petroleum Corp	Citibank	( 30,739)
7,497	Norfolk Southern Corp	Citibank	( 58,851)	44,974	Occidental Petroleum Corp	JP Morgan	( 405,216)
7,632	Norfolk Southern Corp	Credit Suisse	( 45,258)	12,522	OGE Energy Corp	Citibank	( 25,420)
2,022	Northern Trust Corp	Bank of America Merrill Lynch	( 16,358)	17,789	OGE Energy Corp	HSBC	( 5,952)
1,140	Northern Trust Corp	Citibank	( 8,219)	79,905	OGE Energy Corp	Bank of America Merrill Lynch	( 42,350)
5,228	Northern Trust Corp	JP Morgan	( 55,992)	49,269	OGE Energy Corp	JP Morgan	13,795
6,210	Norwegian Cruise Line Holdings Ltd	Citibank	( 14,345)	47,632	OGE Energy Corp	Credit Suisse	13,337
3,760	Norwegian Cruise Line Holdings Ltd	Bank of America Merrill Lynch	( 8,385)	68,950	OGE Energy Corp	Goldman Sachs	( 89,971)
26,120	Norwegian Cruise Line Holdings Ltd	Goldman Sachs	( 52,270)	( 2,024)	Okta Inc	Bank of America Merrill Lynch	( 21,738)
3,259	Novanta Inc	Bank of America Merrill Lynch	( 13,492)	( 31,770)	Okta Inc	Credit Suisse	( 358,683)
2,692	Novanta Inc	HSBC	( 8,534)	( 20,599)	Okta Inc	Citibank	( 147,901)
105,399	NRG Energy Inc	Bank of America Merrill Lynch	( 261,390)	( 8,165)	Okta Inc	JP Morgan	( 93,380)
176,536	NRG Energy Inc	Citibank	( 527,843)	16,619	Old Dominion Freight Line Inc	Citibank	( 182,144)
192,780	NRG Energy Inc	JP Morgan	( 667,201)	12,150	Old Dominion Freight Line Inc	JP Morgan	( 155,885)
87,760	NRG Energy Inc	Credit Suisse	( 286,983)	6,500	Old Dominion Freight Line Inc	Credit Suisse	( 83,395)
46,537	NRG Energy Inc	HSBC	( 160,553)	( 60,070)	Old Republic International Corp	Goldman Sachs	20,353
83,310	NRG Energy Inc	Goldman Sachs	( 192,186)	( 54,237)	Olin Corp	Citibank	133,965
( 46,341)	Nuance Communications Inc	Bank of America Merrill Lynch	33,366	( 20,240)	Olin Corp	Goldman Sachs	32,463
( 58,803)	Nuance Communications Inc	JP Morgan	( 14,113)	( 66,814)	Olin Corp	Bank of America Merrill Lynch	90,867
( 38,570)	Nucor Corp	Goldman Sachs	131,041	( 10,027)	Olin Corp	JP Morgan	8,423
( 89,128)	Nutanix Inc 'A'	Bank of America Merrill Lynch	960,800	( 72,790)	Omega Healthcare Investors Inc (Reit)	Credit Suisse	66,500
( 31,026)	Nutanix Inc 'A'	Credit Suisse	331,668	( 65,584)	Omega Healthcare Investors Inc (Reit)	JP Morgan	60,780
( 34,595)	Nutanix Inc 'A'	Citibank	311,355	( 54,640)	Omega Healthcare Investors Inc (Reit)	Goldman Sachs	76,685
( 35,382)	Nutanix Inc 'A'	HSBC	366,755	( 48,251)	Omega Healthcare Investors Inc (Reit)	Bank of America Merrill Lynch	104,222
( 10,872)	Nutanix Inc 'A'	JP Morgan	116,222	( 36,210)	Omega Healthcare Investors Inc (Reit)	Citibank	52,505
27,140	Nutrien Ltd	Credit Suisse	( 85,762)	18,165	Omniceil Inc	Bank of America Merrill Lynch	( 56,130)
16,543	Nutrien Ltd	JP Morgan	( 52,276)	5,258	Omniceil Inc	Credit Suisse	( 18,035)
17,051	Nutrien Ltd	Bank of America Merrill Lynch	( 33,420)	10,823	Omniceil Inc	Citibank	( 31,278)
18,161	Nutrien Ltd	Citibank	1,090	2,768	Omnicom Group Inc	Citibank	( 7,750)
18,422	nVent Electric Plc	Bank of America Merrill Lynch	( 40,897)	3,265	Omnicom Group Inc	Credit Suisse	( 7,999)
46,934	nVent Electric Plc	Citibank	( 58,668)	23,735	Omnicom Group Inc	Bank of America Merrill Lynch	( 51,505)
56,816	nVent Electric Plc	Credit Suisse	( 188,629)	46,634	Omnicom Group Inc	JP Morgan	( 114,253)
28,223	nVent Electric Plc	HSBC	( 83,738)	66,242	ON Semiconductor Corp	Bank of America Merrill Lynch	( 153,681)
32,391	nVent Electric Plc	JP Morgan	( 107,538)	18,664	ON Semiconductor Corp	Credit Suisse	( 71,483)
77,240	nVent Electric Plc	Goldman Sachs	( 103,073)	7,815	OneMain Holdings Inc	Bank of America Merrill Lynch	( 16,724)
( 41,662)	NVIDIA Corp	Bank of America Merrill Lynch	899,899	21,505	OneMain Holdings Inc	Citibank	( 36,774)
( 10,415)	NVIDIA Corp	Credit Suisse	363,932	21,455	OneMain Holdings Inc	JP Morgan	( 79,813)
( 2,010)	NVIDIA Corp	Goldman Sachs	33,744	( 16,185)	ONEOK Inc	Citibank	52,439
( 1,270)	NVIDIA Corp	HSBC	30,166	( 45,840)	ONEOK Inc	Goldman Sachs	121,421
93	NVR Inc	Bank of America Merrill Lynch	( 10,749)	( 9,595)	ONEOK Inc	JP Morgan	22,548
200	NVR Inc	JP Morgan	( 18,427)	( 56,800)	ONEOK Inc	Bank of America Merrill Lynch	203,344
286	NVR Inc	Credit Suisse	( 19,141)	( 69,045)	ONEOK Inc	Credit Suisse	168,281
730	NVR Inc	Goldman Sachs	( 62,895)	( 26,718)	ONEOK Inc	HSBC	62,787
( 6,030)	NXP Semiconductors NV	Goldman Sachs	45,980	56,258	Oracle Corp	Citibank	( 167,649)



保有高	銘柄	取引相手	未実現純利益/(損) (米ドル)
	<b>米国(続き)</b>		
67,288	Oracle Corp	Bank of America Merrill Lynch	( 224,742)
49,218	Oracle Corp	Credit Suisse	( 136,334)
60,797	Oracle Corp	HSBC	( 168,408)
62,711	Oracle Corp	JP Morgan	( 177,110)
( 14,573)	Ormat Technologies Inc	Credit Suisse	36,141
( 49,791)	Ormat Technologies Inc	JP Morgan	123,482
( 37,527)	Ormat Technologies Inc	Bank of America Merrill Lynch	103,199
( 33,867)	Ormat Technologies Inc	Citibank	60,283
33,770	Oshkosh Corp	Bank of America Merrill Lynch	( 151,290)
20,172	Oshkosh Corp	Citibank	( 90,371)
21,920	Oshkosh Corp	JP Morgan	( 137,219)
( 273)	Outfront Media Inc (Reit)	Bank of America Merrill Lynch	218
( 30,199)	Outfront Media Inc (Reit)	Citibank	17,213
( 20,166)	Outfront Media Inc (Reit)	JP Morgan	403
( 25,607)	Outfront Media Inc (Reit)	Credit Suisse	512
( 3,830)	Owens Corning	Goldman Sachs	6,156
( 10,668)	Owens Corning	Bank of America Merrill Lynch	7,254
( 29,881)	Owens Corning	JP Morgan	63,945
( 68,049)	Owens Corning	Credit Suisse	145,625
( 24,142)	Owens Corning	HSBC	51,664
5,903	Owens-Illinois Inc	Credit Suisse	( 7,969)
59,353	Owens-Illinois Inc	Citibank	( 49,857)
18,030	Owens-Illinois Inc	Bank of America Merrill Lynch	( 27,766)
190,704	Owens-Illinois Inc	JP Morgan	( 257,450)
12,775	PACCAR Inc	Credit Suisse	( 27,192)
7,176	PACCAR Inc	Citibank	( 11,266)
3,420	PACCAR Inc	HSBC	( 7,627)
12,980	PACCAR Inc	Goldman Sachs	( 27,704)
14,040	Packaging Corp of America	JP Morgan	( 136,890)
7,481	Packaging Corp of America	Bank of America Merrill Lynch	( 62,317)
5,786	Packaging Corp of America	Citibank	( 19,615)
37,500	PacWest Bancorp	Goldman Sachs	( 27,426)
3,482	Palo Alto Networks Inc	Bank of America Merrill Lynch	( 61,144)
1,674	Palo Alto Networks Inc	Credit Suisse	( 55,851)
5,530	Palo Alto Networks Inc	JP Morgan	( 188,964)
8,501	Palo Alto Networks Inc	Citibank	( 219,411)
6,000	Palo Alto Networks Inc	Goldman Sachs	( 111,901)
20,308	Paramount Group Inc (Reit)	Citibank	( 6,092)
15,063	Paramount Group Inc (Reit)	JP Morgan	( 3,314)
37,124	Paramount Group Inc (Reit)	Bank of America Merrill Lynch	( 20,789)
16,402	Paramount Group Inc (Reit)	Credit Suisse	( 3,608)
17,360	Paramount Group Inc (Reit)	Goldman Sachs	( 3,227)
25,546	Park Hotels & Resorts Inc (Reit)	Citibank	( 56,712)
82,886	Park Hotels & Resorts Inc (Reit)	Bank of America Merrill Lynch	( 265,235)
114,379	Park Hotels & Resorts Inc (Reit)	JP Morgan	( 363,725)
15,636	Park Hotels & Resorts Inc (Reit)	Credit Suisse	( 49,722)
2,450	Parker-Hannifin Corp	HSBC	( 44,562)
1,848	Parker-Hannifin Corp	Bank of America Merrill Lynch	( 29,069)
6,166	Parker-Hannifin Corp	Citibank	( 64,743)
10,155	Parker-Hannifin Corp	JP Morgan	( 188,477)
6,812	Parker-Hannifin Corp	Credit Suisse	( 126,431)
6,600	Parker-Hannifin Corp	Goldman Sachs	( 62,926)
( 81,192)	Parsley Energy Inc 'A'	Citibank	159,948
32,458	Patterson Cos Inc	Bank of America Merrill Lynch	( 26,291)
35,815	Patterson Cos Inc	Citibank	( 46,918)

保有高	銘柄	取引相手	未実現純利益/(損) (米ドル)
	<b>米国(続き)</b>		
( 11,491)	Patterson-UTI Energy Inc	HSBC	24,131
( 67,317)	Patterson-UTI Energy Inc	JP Morgan	141,366
19,346	Paychex Inc	JP Morgan	24,569
26,763	Paychex Inc	Bank of America Merrill Lynch	10,973
45,326	Paychex Inc	Citibank	( 76,601)
60,771	Paychex Inc	HSBC	68,966
43,956	Paychex Inc	Credit Suisse	52,763
70,810	Paychex Inc	Goldman Sachs	( 71,135)
( 1,050)	Paycom Software Inc	Goldman Sachs	1,423
( 5,489)	Paycom Software Inc	Bank of America Merrill Lynch	( 35,569)
( 3,411)	Paycom Software Inc	JP Morgan	( 20,875)
( 3,841)	Paycom Software Inc	Citibank	8,450
( 10,195)	Paycom Software Inc	Credit Suisse	( 62,393)
( 5,691)	Paycom Software Inc	HSBC	( 34,879)
( 10,291)	PayPal Holdings Inc	JP Morgan	( 515)
( 12,000)	PBF Energy Inc 'A'	Bank of America Merrill Lynch	38,880
( 15,740)	PBF Energy Inc 'A'	Citibank	57,294
( 43,570)	PBF Energy Inc 'A'	Goldman Sachs	138,871
45,536	Peabody Energy Corp	HSBC	( 220,850)
72,689	Peabody Energy Corp	Bank of America Merrill Lynch	( 361,991)
2,641	Peabody Energy Corp	Credit Suisse	( 12,809)
92,733	Peabody Energy Corp	Citibank	( 174,338)
15,190	Peabody Energy Corp	JP Morgan	( 73,672)
1	Pebblebrook Hotel Trust (Reit)	Credit Suisse	( 4)
( 25,122)	Pegasystems Inc	Bank of America Merrill Lynch	( 58,032)
( 7,302)	Pegasystems Inc	Citibank	2,848
( 13,191)	Penske Automotive Group Inc	Bank of America Merrill Lynch	21,633
36,431	Pentair Plc	Citibank	( 50,275)
61,732	Pentair Plc	JP Morgan	( 159,269)
10,843	Pentair Plc	Credit Suisse	( 27,975)
84,383	Pentair Plc	Bank of America Merrill Lynch	( 151,046)
( 23,919)	Penumbra Inc	Credit Suisse	( 226,991)
( 3,243)	Penumbra Inc	JP Morgan	( 30,776)
( 1,938)	Penumbra Inc	Citibank	( 14,419)
( 18,110)	People's United Financial Inc	HSBC	20,109
( 507,228)	People's United Financial Inc	Goldman Sachs	310,684
517	PepsiCo Inc	Credit Suisse	672
26,032	PepsiCo Inc	Citibank	( 71,588)
20,856	PepsiCo Inc	Bank of America Merrill Lynch	( 42,338)
( 6,014)	PerkinElmer Inc	Citibank	6,615
( 40,850)	PerkinElmer Inc	Goldman Sachs	44,868
( 35,385)	PerkinElmer Inc	Bank of America Merrill Lynch	95,893
( 14,601)	PerkinElmer Inc	HSBC	118,706
( 7,657)	PerkinElmer Inc	JP Morgan	62,251
( 16,998)	PerkinElmer Inc	Credit Suisse	125,870
( 68,931)	Perrigo Co Plc	HSBC	626,873
( 108,808)	Perrigo Co Plc	Citibank	941,189
( 61,530)	Perrigo Co Plc	Goldman Sachs	454,769
( 29,118)	Perrigo Co Plc	Credit Suisse	240,515
( 23,077)	Perrigo Co Plc	JP Morgan	190,616
49,457	Pfizer Inc	JP Morgan	37,587
9,176	Philip Morris International Inc	HSBC	( 50,468)
12,955	Philip Morris International Inc	Bank of America Merrill Lynch	( 91,074)
2,378	Philip Morris International Inc	Citibank	( 17,074)
29,006	Philip Morris International Inc	JP Morgan	( 159,533)

保有高	銘柄	取引相手	未実現純利益/損 (米ドル)	保有高	銘柄	取引相手	未実現純利益/損 (米ドル)
	米国(続き)				米国(続き)		
2,150	Phillip Morris International Inc	Goldman Sachs	( 6,205)	( 7,971)	Post Holdings Inc	Citibank	18,413
31,957	Phillips 66	Citibank	( 149,559)	( 6,654)	Post Holdings Inc	JP Morgan	16,249
31,940	Phillips 66	Bank of America Merrill Lynch	( 203,777)	( 4,735)	Post Holdings Inc	HSBC	7,623
47,087	Phillips 66	JP Morgan	( 234,493)	3,130	PPG Industries Inc	JP Morgan	( 20,806)
30,762	Phillips 66	Credit Suisse	( 153,195)	13,490	PPG Industries Inc	Goldman Sachs	( 60,428)
2,004	Phillips 66	HSBC	( 9,980)	( 32,521)	PPL Corp	Bank of America Merrill Lynch	24,066
( 108,359)	Physicians Realty Trust (Reit)	Citibank	63,932	( 13,247)	PPL Corp	Credit Suisse	6,094
( 47,095)	Physicians Realty Trust (Reit)	Credit Suisse	( 21,193)	( 8,045)	PRA Health Sciences Inc	Citibank	6,195
( 60,511)	Physicians Realty Trust (Reit)	JP Morgan	( 27,230)	( 2,956)	PRA Health Sciences Inc	JP Morgan	13,154
( 100,209)	Physicians Realty Trust (Reit)	Bank of America Merrill Lynch	26,054	( 15,496)	PRA Health Sciences Inc	Bank of America Merrill Lynch	29,287
( 50,480)	Pilgrim's Pride Corp	Goldman Sachs	147,003	( 4,416)	PRA Health Sciences Inc	Credit Suisse	19,651
( 8,329)	Pilgrim's Pride Corp	Citibank	22,072	( 5,510)	Premier Inc 'A'	Goldman Sachs	( 493)
( 36,798)	Pilgrim's Pride Corp	Bank of America Merrill Lynch	113,706	2,574	Primerica Inc	Citibank	( 22,291)
( 21,694)	Pilgrim's Pride Corp	Credit Suisse	59,274	14,799	Primerica Inc	JP Morgan	( 210,294)
( 14,329)	Pilgrim's Pride Corp	HSBC	39,691	4,214	Principal Financial Group Inc	Credit Suisse	( 16,140)
( 10,271)	Pilgrim's Pride Corp	JP Morgan	28,451	10,509	Principal Financial Group Inc	JP Morgan	( 40,249)
( 34,509)	Pinnacle Financial Partners Inc	Citibank	98,006	( 29,463)	Procter & Gamble Co/The	JP Morgan	30,052
( 25,350)	Pinnacle Financial Partners Inc	JP Morgan	122,187	( 4,288)	Procter & Gamble Co/The	Bank of America Merrill Lynch	11,363
( 10,329)	Pinnacle Financial Partners Inc	Credit Suisse	49,786	( 5,621)	Procter & Gamble Co/The	Citibank	15,008
12,951	Pinnacle West Capital Corp	HSBC	12,692	( 3,924)	Procter & Gamble Co/The	HSBC	4,002
20,726	Pinnacle West Capital Corp	Citibank	( 67,774)	( 17,480)	Progressive Corp/The	Goldman Sachs	180
35,968	Pinnacle West Capital Corp	JP Morgan	27,422	( 27,640)	Prologis Inc (Reit)	JP Morgan	43,395
17,803	Pinnacle West Capital Corp	Bank of America Merrill Lynch	( 36,140)	( 23)	Proofpoint Inc	Credit Suisse	163
7,836	Pinnacle West Capital Corp	Credit Suisse	7,679	( 3,592)	Proofpoint Inc	Bank of America Merrill Lynch	23,528
6,070	Pinnacle West Capital Corp	Goldman Sachs	( 15,417)	( 16,792)	Proofpoint Inc	Citibank	71,870
( 3,227)	Pioneer Natural Resources Co	Bank of America Merrill Lynch	29,817	( 24,768)	Proofpoint Inc	JP Morgan	175,605
( 17,544)	Pioneer Natural Resources Co	Citibank	191,230	( 4,866)	Prosperity Bancshares Inc	Credit Suisse	31,872
( 12,208)	Pioneer Natural Resources Co	Credit Suisse	140,636	( 18,669)	Prosperity Bancshares Inc	Citibank	66,275
( 7,854)	Pioneer Natural Resources Co	JP Morgan	90,478	( 32,433)	Prosperity Bancshares Inc	Bank of America Merrill Lynch	122,272
11,949	Planet Fitness Inc 'A'	Bank of America Merrill Lynch	( 45,765)	( 26,582)	Prosperity Bancshares Inc	JP Morgan	174,112
23,179	Planet Fitness Inc 'A'	Credit Suisse	( 40,795)	( 24,740)	Prosperity Bancshares Inc	Goldman Sachs	70,424
( 5,020)	Pluralsight Inc 'A'	Goldman Sachs	17,326	5,242	Prudential Financial Inc	Citibank	( 34,859)
( 105,818)	Pluralsight Inc 'A'	Bank of America Merrill Lynch	215,869	11,707	Prudential Financial Inc	JP Morgan	( 91,315)
( 15,540)	Pluralsight Inc 'A'	Citibank	36,985	( 28,829)	PTC Inc	HSBC	81,597
( 66,480)	Pluralsight Inc 'A'	Credit Suisse	68,474	( 15,260)	PTC Inc	Goldman Sachs	49,741
( 89,805)	Pluralsight Inc 'A'	HSBC	96,453	( 13,233)	PTC Inc	Bank of America Merrill Lynch	44,132
( 84,267)	Pluralsight Inc 'A'	JP Morgan	86,795	( 21,625)	PTC Inc	Citibank	60,226
( 22,457)	Polaris Industries Inc	Citibank	231,307	( 65,713)	PTC Inc	Credit Suisse	180,382
( 19,566)	Polaris Industries Inc	Credit Suisse	227,553	( 17,280)	PTC Inc	JP Morgan	40,212
( 2,550)	Polaris Industries Inc	Goldman Sachs	26,652	7,057	Public Service Enterprise Group Inc	HSBC	5,575
( 16,376)	Polaris Industries Inc	HSBC	190,453	( 1,904)	Public Storage (Reit)	Credit Suisse	( 24,562)
( 15,030)	Polaris Industries Inc	Bank of America Merrill Lynch	145,340	( 1,470)	Public Storage (Reit)	HSBC	( 10,940)
( 15,868)	Polaris Industries Inc	JP Morgan	184,545	( 4,166)	Public Storage (Reit)	Bank of America Merrill Lynch	( 28,162)
7,059	PolyOne Corp	Bank of America Merrill Lynch	( 8,541)	( 1,660)	Public Storage (Reit)	JP Morgan	( 17,903)
20,226	PolyOne Corp	JP Morgan	( 34,586)	( 6,160)	Public Storage (Reit)	Goldman Sachs	( 23,405)
8,153	PolyOne Corp	Citibank	( 3,424)	33,494	PulteGroup Inc	JP Morgan	( 670)
5,905	PolyOne Corp	Credit Suisse	( 10,098)	46,972	PulteGroup Inc	Credit Suisse	( 939)
4,156	Popular Inc	HSBC	( 18,577)	10,620	PulteGroup Inc	Citibank	( 11,257)
48,312	Popular Inc	JP Morgan	( 215,955)	( 53,055)	Pure Storage Inc 'A'	Bank of America Merrill Lynch	250,950
2,573	Popular Inc	Bank of America Merrill Lynch	( 5,558)	( 92,196)	Pure Storage Inc 'A'	Credit Suisse	585,712
5,772	Popular Inc	Citibank	( 11,082)	( 96,686)	Pure Storage Inc 'A'	Citibank	( 47,376)
50,251	Popular Inc	Credit Suisse	( 224,622)	( 50,131)	Pure Storage Inc 'A'	JP Morgan	320,838
( 3,709)	Post Holdings Inc	Credit Suisse	5,971	( 90,990)	Pure Storage Inc 'A'	Goldman Sachs	75,570
( 29,428)	Post Holdings Inc	Bank of America Merrill Lynch	58,562	( 61,394)	Pure Storage Inc 'A'	HSBC	392,922
( 27,330)	Post Holdings Inc	Goldman Sachs	73,609	6,460	PVH Corp	Credit Suisse	( 236,113)

保有高	銘柄	取引相手	未実現純利益/損 (米ドル)
	米国(続き)		
11,530	PVH Corp	Goldman Sachs	( 243,105)
( 79,112)	QEP Resources Inc	Citibank	70,410
( 102,156)	QEP Resources Inc	Bank of America Merrill Lynch	93,984
( 64,262)	QEP Resources Inc	JP Morgan	41,128
( 10,770)	QIAGEN NV	Goldman Sachs	1,789
4,933	Qorvo Inc	HSBC	( 72,910)
29,899	Qorvo Inc	Bank of America Merrill Lynch	( 357,293)
45,431	Qorvo Inc	Citibank	54,517
50,854	Qorvo Inc	JP Morgan	( 736,238)
23,737	Qorvo Inc	Credit Suisse	( 319,708)
45,040	Qorvo Inc	Goldman Sachs	( 79,656)
6,369	Qualcomm Inc	Bank of America Merrill Lynch	( 125,915)
2,140	Qualcomm Inc	Credit Suisse	( 39,762)
20,327	Qualcomm Inc	JP Morgan	( 366,902)
3,110	Qualcomm Inc	Goldman Sachs	( 1,989)
10,272	Quanta Services Inc	HSBC	( 31,021)
65,010	Quanta Services Inc	Bank of America Merrill Lynch	( 57,859)
6,805	Quanta Services Inc	Citibank	( 408)
37,800	Quanta Services Inc	JP Morgan	( 114,156)
58,053	Quanta Services Inc	Credit Suisse	( 128,915)
105,440	Quanta Services Inc	Goldman Sachs	( 50,849)
499	Quest Diagnostics Inc	Bank of America Merrill Lynch	( 1,135)
11,612	Quest Diagnostics Inc	Citibank	( 29,204)
8,918	Quest Diagnostics Inc	Credit Suisse	( 25,461)
13,542	Qurate Retail Inc	HSBC	( 60,262)
34,779	Qurate Retail Inc	JP Morgan	( 40,365)
176,400	Qurate Retail Inc	Goldman Sachs	( 137,793)
22,765	Ralph Lauren Corp	Bank of America Merrill Lynch	( 264,985)
6,679	Ralph Lauren Corp	Credit Suisse	( 135,918)
3,691	Ralph Lauren Corp	Citibank	( 32,296)
43,373	Ralph Lauren Corp	JP Morgan	( 882,641)
4,970	Ralph Lauren Corp	Goldman Sachs	( 26,742)
105,698	Range Resources Corp	Bank of America Merrill Lynch	( 192,370)
19,909	Range Resources Corp	Credit Suisse	( 37,628)
( 3,920)	Raymond James Financial Inc	Goldman Sachs	11,887
( 5,922)	Raymond James Financial Inc	Bank of America Merrill Lynch	2,132
11,696	Rayonier Inc (Reit)	Credit Suisse	( 38,831)
26,894	Rayonier Inc (Reit)	Citibank	( 44,375)
73,364	Rayonier Inc (Reit)	JP Morgan	( 243,568)
12,379	Rayonier Inc (Reit)	Bank of America Merrill Lynch	( 38,251)
2,847	Raytheon Co	Bank of America Merrill Lynch	( 8,057)
1,444	Raytheon Co	JP Morgan	( 6,469)
2,421	Raytheon Co	Citibank	( 14,720)
2,245	RBC Bearings Inc	Credit Suisse	10,305
1,802	RBC Bearings Inc	Citibank	5,010
3,729	RBC Bearings Inc	JP Morgan	17,116
5,866	RBC Bearings Inc	Bank of America Merrill Lynch	28,861
11,230	Realogy Holdings Corp	Credit Suisse	( 12,128)
11,650	Realogy Holdings Corp	Citibank	( 2,446)
28,183	Realogy Holdings Corp	Bank of America Merrill Lynch	( 20,292)
24,511	Realogy Holdings Corp	JP Morgan	( 26,472)
( 14,880)	RealPage Inc	JP Morgan	12,946
( 30,562)	RealPage Inc	Credit Suisse	33,578
( 44,460)	RealPage Inc	Goldman Sachs	84,127
( 64,570)	RealPage Inc	Bank of America Merrill Lynch	144,637

保有高	銘柄	取引相手	未実現純利益/損 (米ドル)
	米国(続き)		
( 27,082)	RealPage Inc	Citibank	47,664
( 64,870)	Realty Income Corp (Reit)	Goldman Sachs	12,005
( 55,142)	Realty Income Corp (Reit)	Citibank	20,954
( 99,318)	Realty Income Corp (Reit)	Bank of America Merrill Lynch	( 6,952)
( 10,713)	Realty Income Corp (Reit)	Credit Suisse	( 26,997)
6,074	Red Hat Inc	Bank of America Merrill Lynch	( 1,761)
4,189	Red Hat Inc	Citibank	( 5,069)
5,623	Red Hat Inc	JP Morgan	3,824
4,925	Red Hat Inc	HSBC	3,349
1,761	Red Hat Inc	Credit Suisse	1,197
17	Regal Beloit Corp	Credit Suisse	( 147)
18,862	Regal Beloit Corp	Citibank	( 53,002)
8,293	Regal Beloit Corp	JP Morgan	( 71,486)
5,116	Regal Beloit Corp	Bank of America Merrill Lynch	( 20,208)
( 5,006)	Regency Centers Corp (Reit)	Citibank	6,658
( 10,793)	Regency Centers Corp (Reit)	JP Morgan	2,374
3,266	Regeneron Pharmaceuticals Inc	Bank of America Merrill Lynch	( 18,877)
2,124	Regeneron Pharmaceuticals Inc	Citibank	( 42,522)
105	Regeneron Pharmaceuticals Inc	JP Morgan	( 3,038)
898	Regeneron Pharmaceuticals Inc	Credit Suisse	( 25,979)
1,600	Regeneron Pharmaceuticals Inc	Goldman Sachs	( 17,151)
62,606	Regions Financial Corp	Citibank	( 36,938)
44,506	Regions Financial Corp	Credit Suisse	( 50,292)
33,900	Regions Financial Corp	HSBC	( 38,307)
163,626	Regions Financial Corp	Bank of America Merrill Lynch	( 81,813)
124,336	Regions Financial Corp	JP Morgan	( 140,500)
16,295	Reinsurance Group of America Inc	Bank of America Merrill Lynch	( 14,177)
10,912	Reinsurance Group of America Inc	Citibank	( 55,324)
13,388	Reinsurance Group of America Inc	JP Morgan	( 5,221)
4,264	Reinsurance Group of America Inc	Credit Suisse	( 1,663)
26,995	Reliance Steel & Aluminum Co	Citibank	( 84,629)
29,728	Reliance Steel & Aluminum Co	JP Morgan	( 180,003)
14,486	Reliance Steel & Aluminum Co	Credit Suisse	( 87,713)
( 2,360)	RenaissanceRe Holdings Ltd	Goldman Sachs	1,157
( 15,394)	Republic Services Inc	Citibank	18,935
( 17,282)	Resideo Technologies Inc	Bank of America Merrill Lynch	55,648
( 11,398)	Resideo Technologies Inc	Credit Suisse	39,551
( 29,242)	Resideo Technologies Inc	JP Morgan	101,470
( 19,270)	ResMed Inc	Goldman Sachs	12,829
( 8,470)	ResMed Inc	Bank of America Merrill Lynch	2,202
( 1,780)	ResMed Inc	Citibank	997
( 3,246)	ResMed Inc	JP Morgan	( 3,700)
( 18,050)	Restaurant Brands International Inc	Goldman Sachs	48,393
( 2,485)	Restaurant Brands International Inc	Bank of America Merrill Lynch	5,219
( 3,390)	Restaurant Brands International Inc	Credit Suisse	5,531
( 3,420)	Restaurant Brands International Inc	JP Morgan	8,508
35,234	Retail Properties of America Inc (Reit) 'A'	Bank of America Merrill Lynch	( 31,006)
41,323	Retail Properties of America Inc (Reit) 'A'	Citibank	( 28,926)
142,353	Retail Properties of America Inc (Reit) 'A'	JP Morgan	( 83,988)
70,109	Retail Properties of America Inc (Reit) 'A'	Credit Suisse	( 41,364)
( 14,962)	Rexford Industrial Realty Inc (Reit)	Citibank	3,741
( 22,541)	Rexford Industrial Realty Inc (Reit)	Bank of America Merrill Lynch	11,496
22,301	Rexnord Corp	Credit Suisse	( 24,531)
9,584	RH	Bank of America Merrill Lynch	( 135,997)
( 12,215)	RingCentral Inc 'A'	JP Morgan	( 17,590)

保有高	銘柄	取引相手	未実現純利益/(損) (米ドル)
	<b>米国(続き)</b>		
( 29,661)	RingCentral Inc 'A'	Bank of America Merrill Lynch	( 10,381)
( 4,140)	RingCentral Inc 'A'	Goldman Sachs	16,675
( 3,460)	RingCentral Inc 'A'	Citibank	10,657
( 4,005)	RingCentral Inc 'A'	Credit Suisse	( 5,767)
( 5,585)	RingCentral Inc 'A'	HSBC	( 8,042)
( 8,122)	RLI Corp	Bank of America Merrill Lynch	( 9,259)
( 1,996)	RLI Corp	Citibank	2,136
( 15,358)	RLI Corp	JP Morgan	( 38,395)
( 11,090)	RLI Corp	Credit Suisse	( 27,725)
( 8,487)	RLI Corp	HSBC	( 21,218)
99,087	Robert Half International Inc	Bank of America Merrill Lynch	( 166,466)
73,425	Robert Half International Inc	Citibank	( 162,269)
31,569	Robert Half International Inc	JP Morgan	( 132,905)
7,095	Robert Half International Inc	Credit Suisse	( 29,870)
29,137	Rockwell Automation Inc	Bank of America Merrill Lynch	( 354,889)
21,073	Rockwell Automation Inc	Citibank	( 197,243)
14,294	Rockwell Automation Inc	JP Morgan	( 294,028)
19,326	Rockwell Automation Inc	Credit Suisse	( 397,536)
( 3,537)	Roper Technologies Inc	Citibank	44,460
( 5,615)	Roper Technologies Inc	JP Morgan	57,385
7,908	Ross Stores Inc	Bank of America Merrill Lynch	( 14,551)
( 8,273)	Royal Caribbean Cruises Ltd	Bank of America Merrill Lynch	15,305
( 19,076)	Royal Caribbean Cruises Ltd	Citibank	57,991
( 34,578)	Royal Caribbean Cruises Ltd	Credit Suisse	186,721
( 1,340)	Royal Caribbean Cruises Ltd	Goldman Sachs	3,313
( 9,035)	Royal Caribbean Cruises Ltd	HSBC	48,789
( 4,377)	Royal Caribbean Cruises Ltd	JP Morgan	23,636
30,610	Royal Gold Inc	Goldman Sachs	55,405
3,632	Royal Gold Inc	Citibank	9,770
2,693	Royal Gold Inc	Bank of America Merrill Lynch	5,817
8,262	Royal Gold Inc	Credit Suisse	34,370
2,804	Royal Gold Inc	JP Morgan	11,665
( 41,940)	RPC Inc	Goldman Sachs	17,706
( 10,605)	RPM International Inc	Bank of America Merrill Lynch	30,755
( 17,680)	RPM International Inc	Goldman Sachs	15,533
( 3,131)	RPM International Inc	JP Morgan	18,692
( 5,234)	Ryder System Inc	HSBC	55,507
( 18,510)	Ryder System Inc	Goldman Sachs	62,021
( 22,918)	Ryder System Inc	Bank of America Merrill Lynch	198,126
818	Ryman Hospitality Properties Inc (Reit)	Citibank	( 3,959)
7,046	Ryman Hospitality Properties Inc (Reit)	Credit Suisse	( 24,872)
2,949	S&P Global Inc	Credit Suisse	1,622
2,158	S&P Global Inc	Citibank	( 5,007)
11,530	S&P Global Inc	Goldman Sachs	1,545
5,815	S&P Global Inc	Bank of America Merrill Lynch	20,701
1,977	S&P Global Inc	JP Morgan	1,087
6,490	S&P Global Inc	HSBC	15,574
10,185	Sabre Corp	JP Morgan	( 7,537)
37,133	Sabre Corp	Credit Suisse	( 27,478)
30,603	Sabre Corp	Citibank	10,711
11,700	Sabre Corp	Goldman Sachs	( 3,222)
( 12,327)	Sage Therapeutics Inc	JP Morgan	14,546
( 3,838)	Sage Therapeutics Inc	Citibank	25,983
( 5,699)	salesforce.com Inc	Credit Suisse	24,677
( 1,450)	salesforce.com Inc	Goldman Sachs	4,903

保有高	銘柄	取引相手	未実現純利益/(損) (米ドル)
	<b>米国(続き)</b>		
( 13,799)	salesforce.com Inc	Bank of America Merrill Lynch	34,911
( 2,126)	salesforce.com Inc	JP Morgan	9,206
117,820	Sally Beauty Holdings Inc	Bank of America Merrill Lynch	( 207,363)
15,497	Sally Beauty Holdings Inc	Citibank	( 27,120)
71,937	Sally Beauty Holdings Inc	Credit Suisse	( 124,451)
( 30,098)	Sarepta Therapeutics Inc	JP Morgan	8,011
( 10,861)	Sarepta Therapeutics Inc	Bank of America Merrill Lynch	53,328
( 14,753)	Sarepta Therapeutics Inc	Citibank	108,287
( 30,628)	Sarepta Therapeutics Inc	Credit Suisse	6,738
( 4,315)	Sarepta Therapeutics Inc	HSBC	949
1,250	SBA Communications Corp (Reit)	Goldman Sachs	7,107
( 27,726)	Schlumberger Ltd	Bank of America Merrill Lynch	128,371
( 4,444)	Schlumberger Ltd	Citibank	16,176
( 34,812)	Schlumberger Ltd	Credit Suisse	193,903
( 18,752)	Schlumberger Ltd	HSBC	104,449
( 36,331)	Schlumberger Ltd	JP Morgan	202,364
17,695	Schneider National Inc 'B'	Bank of America Merrill Lynch	( 42,822)
256,393	Schneider National Inc 'B'	Goldman Sachs	( 421,741)
60,874	Schneider National Inc 'B'	Credit Suisse	( 174,589)
21,515	Schneider National Inc 'B'	Citibank	( 35,930)
( 28,527)	Scotts Miracle-Gro Co/The	JP Morgan	107,262
( 8,071)	Scotts Miracle-Gro Co/The	Bank of America Merrill Lynch	( 10,492)
( 23,179)	Scotts Miracle-Gro Co/The	Citibank	28,510
( 306)	Seaboard Corp	Goldman Sachs	37,856
5,777	Seagate Technology Plc	Bank of America Merrill Lynch	( 16,753)
63,678	Seagate Technology Plc	Citibank	( 128,630)
20,873	Seagate Technology Plc	JP Morgan	( 132,544)
16,669	Seagate Technology Plc	Credit Suisse	( 105,848)
6,792	Sealed Air Corp	HSBC	( 13,992)
13,137	Sealed Air Corp	Citibank	( 1,576)
29,991	Sealed Air Corp	JP Morgan	( 51,176)
28,769	Sealed Air Corp	Bank of America Merrill Lynch	( 24,454)
3,865	Sealed Air Corp	Credit Suisse	( 7,962)
46,290	Sealed Air Corp	Goldman Sachs	( 27,549)
( 31,718)	Seattle Genetics Inc	Credit Suisse	73,586
( 15,569)	Seattle Genetics Inc	JP Morgan	36,120
( 20,917)	Seattle Genetics Inc	Citibank	57,313
( 32,396)	Seattle Genetics Inc	Bank of America Merrill Lynch	( 59,933)
( 2,706)	Seattle Genetics Inc	HSBC	6,278
26,280	SEI Investments Co	Goldman Sachs	( 17,588)
( 11,327)	Sempra Energy	Credit Suisse	( 60,146)
( 22,508)	Sempra Energy	Bank of America Merrill Lynch	( 26,785)
29,045	Semtech Corp	Citibank	( 153,067)
19,742	Semtech Corp	JP Morgan	( 237,891)
19,406	Semtech Corp	Bank of America Merrill Lynch	( 175,042)
( 9,479)	Senior Housing Properties Trust (Reit)	JP Morgan	2,465
( 160,790)	Senior Housing Properties Trust (Reit)	Goldman Sachs	37,418
( 65,655)	Senior Housing Properties Trust (Reit)	Bank of America Merrill Lynch	38,736
( 43,920)	Senior Housing Properties Trust (Reit)	Citibank	8,345
( 3,379)	Senior Housing Properties Trust (Reit)	Credit Suisse	879
( 16,980)	Sensata Technologies Holding Plc	Citibank	32,092
( 11,791)	Sensata Technologies Holding Plc	Credit Suisse	70,156
( 16,055)	Sensient Technologies Corp	Bank of America Merrill Lynch	49,449
( 19,850)	Sensient Technologies Corp	Credit Suisse	96,471
( 13,873)	Sensient Technologies Corp	Citibank	43,977

保有高	銘柄	取引相手	未実現純利益/損 (米ドル)	保有高	銘柄	取引相手	未実現純利益/損 (米ドル)
<b>米国(続き)</b>				<b>米国(続き)</b>			
( 6,143)	Sensient Technologies Corp	JP Morgan	29,855	12,656	Six Flags Entertainment Corp	Citibank	( 23,160)
( 1,401)	Service Corp International/US	Citibank	( 420)	5,907	Six Flags Entertainment Corp	JP Morgan	( 28,176)
( 14,176)	Service Corp International/US	JP Morgan	( 19,563)	( 3)	Skechers U.S.A. Inc 'A'	JP Morgan	5
( 15,137)	Service Corp International/US	Credit Suisse	( 20,889)	17,410	Skechers U.S.A. Inc 'A'	Goldman Sachs	( 9,862)
( 7,941)	Service Corp International/US	Bank of America Merrill Lynch	( 10,164)	5,554	SkyWest Inc	Credit Suisse	( 4,221)
( 31,689)	ServiceMaster Global Holdings Inc	JP Morgan	( 59,575)	11,577	SkyWest Inc	Citibank	( 4,978)
( 36,536)	ServiceMaster Global Holdings Inc	Bank of America Merrill Lynch	5,115	16,712	SkyWest Inc	JP Morgan	( 12,701)
( 25,382)	ServiceMaster Global Holdings Inc	Citibank	8,630	7,086	SkyWest Inc	HSBC	( 5,385)
( 48,805)	ServiceMaster Global Holdings Inc	Credit Suisse	( 91,753)	( 2,465)	Skyworks Solutions Inc	Credit Suisse	41,856
2,396	ServiceNow Inc	Bank of America Merrill Lynch	( 29,639)	( 14,502)	Skyworks Solutions Inc	Bank of America Merrill Lynch	169,238
2,553	ServiceNow Inc	Citibank	( 30,125)	( 3,901)	Skyworks Solutions Inc	HSBC	66,239
3,820	ServiceNow Inc	Goldman Sachs	( 33,578)	5,654	SL Green Realty Corp (Reit)	Credit Suisse	8,311
( 4,019)	Sherwin-Williams Co/The	Citibank	52,086	29,420	SL Green Realty Corp (Reit)	HSBC	( 46,375)
( 2,450)	Sherwin-Williams Co/The	JP Morgan	63,774	3,532	SL Green Realty Corp (Reit)	Citibank	( 7,382)
( 3,951)	Sherwin-Williams Co/The	Bank of America Merrill Lynch	49,150	11,440	SL Green Realty Corp (Reit)	Bank of America Merrill Lynch	( 1,830)
( 5,980)	Sherwin-Williams Co/The	Goldman Sachs	73,397	17,464	SL Green Realty Corp (Reit)	JP Morgan	25,672
( 2,080)	Sherwin-Williams Co/The	Credit Suisse	54,142	( 49,220)	SLM Corp	Bank of America Merrill Lynch	21,165
( 3,673)	Sherwin-Williams Co/The	HSBC	91,980	( 135,628)	SLM Corp	JP Morgan	77,308
( 13,428)	Signature Bank/New York NY	Bank of America Merrill Lynch	34,510	( 89,144)	SLM Corp	Credit Suisse	50,812
( 7,399)	Signature Bank/New York NY	Citibank	18,128	( 73,157)	SM Energy Co	Bank of America Merrill Lynch	256,050
( 18,030)	Signature Bank/New York NY	JP Morgan	241,241	( 56,883)	SM Energy Co	JP Morgan	173,493
76,072	Signet Jewelers Ltd	Credit Suisse	( 333,195)	( 93,589)	SM Energy Co	Citibank	178,755
53,445	Signet Jewelers Ltd	JP Morgan	( 234,089)	( 185,534)	SM Energy Co	Credit Suisse	568,068
16,830	Signet Jewelers Ltd	Citibank	( 29,284)	( 95,560)	SM Energy Co	Goldman Sachs	155,647
18,656	Signet Jewelers Ltd	Bank of America Merrill Lynch	( 31,156)	( 16,826)	SM Energy Co	HSBC	51,319
28,960	Signet Jewelers Ltd	HSBC	( 126,845)	23,915	Snap-on Inc	Bank of America Merrill Lynch	( 189,885)
7,066	Silgan Holdings Inc	Citibank	( 7,631)	11,063	Snap-on Inc	Citibank	( 43,146)
7,721	Silgan Holdings Inc	JP Morgan	( 6,794)	7,182	Snap-on Inc	JP Morgan	( 88,841)
34,724	Silgan Holdings Inc	Bank of America Merrill Lynch	( 43,752)	5,021	Snap-on Inc	Credit Suisse	( 62,110)
443	Silgan Holdings Inc	Credit Suisse	( 390)	( 46,814)	SolarWinds Corp	Goldman Sachs	43,907
33,920	Silgan Holdings Inc	Goldman Sachs	( 31,637)	( 8,870)	SolarWinds Corp	Credit Suisse	14,205
23	Simon Property Group Inc (Reit)	Credit Suisse	( 260)	( 28,690)	SolarWinds Corp	HSBC	18,528
9,757	Simon Property Group Inc (Reit)	Bank of America Merrill Lynch	( 150,843)	42,365	Sonoco Products Co	Citibank	( 33,045)
11,080	Simon Property Group Inc (Reit)	Citibank	( 112,351)	64,685	Sonoco Products Co	JP Morgan	( 102,849)
8,573	Simon Property Group Inc (Reit)	JP Morgan	( 96,875)	26,056	Sonoco Products Co	Bank of America Merrill Lynch	( 40,126)
13,653	Simpson Manufacturing Co Inc	Bank of America Merrill Lynch	( 66,081)	40,909	Sonoco Products Co	Credit Suisse	( 65,045)
19,825	Simpson Manufacturing Co Inc	JP Morgan	( 115,183)	46,477	Sonoco Products Co	Goldman Sachs	( 60,674)
8,924	Simpson Manufacturing Co Inc	Citibank	( 28,289)	4,235	Sotheby's	Credit Suisse	( 20,963)
14,867	Simpson Manufacturing Co Inc	Credit Suisse	( 86,377)	8,543	Sotheby's	Citibank	( 31,780)
18,328	SINA Corp/China	JP Morgan	( 300,029)	( 9,167)	South Jersey Industries Inc	Bank of America Merrill Lynch	20,809
67,070	SINA Corp/China	Bank of America Merrill Lynch	( 852,460)	( 75,027)	South Jersey Industries Inc	Citibank	175,563
21,139	SINA Corp/China	Credit Suisse	( 346,045)	( 25,478)	South Jersey Industries Inc	JP Morgan	20,637
15,892	SINA Corp/China	Citibank	( 97,100)	( 38,853)	South Jersey Industries Inc	Credit Suisse	31,471
430	Sinclair Broadcast Group Inc 'A'	Credit Suisse	( 2,808)	34,937	Southwest Airlines Co	Credit Suisse	( 125,002)
21,190	Sinclair Broadcast Group Inc 'A'	Citibank	( 6,145)	7,112	Southwest Airlines Co	HSBC	( 25,745)
21,464	Sinclair Broadcast Group Inc 'A'	Bank of America Merrill Lynch	( 62,460)	94,065	Southwest Airlines Co	Bank of America Merrill Lynch	( 302,889)
22,338	Sinclair Broadcast Group Inc 'A'	JP Morgan	( 145,867)	23,232	Southwest Airlines Co	Citibank	( 87,817)
346,810	Sirius XM Holdings Inc	Credit Suisse	( 163,001)	7,850	Southwest Airlines Co	JP Morgan	( 23,186)
123,766	Sirius XM Holdings Inc	Citibank	( 35,892)	19,330	Southwest Airlines Co	Goldman Sachs	( 53,876)
103,663	Sirius XM Holdings Inc	HSBC	( 48,722)	( 10,976)	Southwest Gas Holdings Inc	JP Morgan	( 29,196)
( 16,276)	SITE Centers Corp (Reit)	Credit Suisse	13,184	178,167	Southwestern Energy Co	Credit Suisse	( 111,354)
( 117,475)	SITE Centers Corp (Reit)	JP Morgan	95,155	167,925	Southwestern Energy Co	JP Morgan	( 104,953)
( 29,482)	SITE Centers Corp (Reit)	Bank of America Merrill Lynch	35,673	158,122	Southwestern Energy Co	Bank of America Merrill Lynch	( 95,664)
( 29,308)	SITE Centers Corp (Reit)	Citibank	24,912	67,808	Southwestern Energy Co	Citibank	( 18,647)
7,789	Six Flags Entertainment Corp	Bank of America Merrill Lynch	( 32,870)	( 91,664)	Spark Therapeutics Inc	Credit Suisse	( 30,249)

保有高	銘柄	取引相手	未実現純利益/損 (米ドル)	保有高	銘柄	取引相手	未実現純利益/損 (米ドル)
	米国(続き)				米国(続き)		
( 17,379)	Spark Therapeutics Inc	Bank of America Merrill Lynch	( 23,288)	( 3,004)	State Street Corp	Credit Suisse	26,225
( 11,383)	Spark Therapeutics Inc	Citibank	( 20,262)	( 23,199)	State Street Corp	JP Morgan	196,369
( 5,072)	Spark Therapeutics Inc	HSBC	( 1,674)	( 29,704)	State Street Corp	Bank of America Merrill Lynch	179,709
( 31,766)	Spark Therapeutics Inc	JP Morgan	( 10,483)	( 44,492)	State Street Corp	Citibank	166,400
( 31,099)	Spectrum Brands Holdings Inc	Bank of America Merrill Lynch	304,148	( 6,734)	State Street Corp	HSBC	58,788
( 61,401)	Spectrum Brands Holdings Inc	JP Morgan	721,462	61,463	Steel Dynamics Inc	Bank of America Merrill Lynch	( 344,193)
( 41,196)	Spectrum Brands Holdings Inc	Citibank	432,558	59,613	Steel Dynamics Inc	JP Morgan	( 425,637)
( 34,420)	Spire Inc	Bank of America Merrill Lynch	101,883	925	Steel Dynamics Inc	Credit Suisse	( 6,604)
( 6,331)	Spire Inc	Citibank	23,235	10,709	Steel Dynamics Inc	HSBC	( 76,462)
( 1,945)	Spire Inc	JP Morgan	3,073	( 32,833)	Stericycle Inc	Credit Suisse	141,182
( 7,032)	Spire Inc	Credit Suisse	11,111	( 48,050)	Stericycle Inc	Goldman Sachs	138,027
3,520	Spirit AeroSystems Holdings Inc 'A'	HSBC	( 9,148)	( 65,830)	Stericycle Inc	Bank of America Merrill Lynch	254,104
4,058	Spirit AeroSystems Holdings Inc 'A'	Bank of America Merrill Lynch	( 5,154)	( 54,863)	Stericycle Inc	Citibank	168,429
3,398	Spirit AeroSystems Holdings Inc 'A'	Citibank	( 8,631)	( 63,988)	Stericycle Inc	JP Morgan	275,148
21,333	Spirit AeroSystems Holdings Inc 'A'	JP Morgan	( 88,564)	( 25,042)	Stericycle Inc	HSBC	109,315
19,730	Spirit AeroSystems Holdings Inc 'A'	Goldman Sachs	( 24,051)	( 151,192)	Sterling Bancorp/DE	Bank of America Merrill Lynch	175,383
34,220	Spirit Realty Capital Inc (Reit)	Bank of America Merrill Lynch	( 25,323)	( 81,305)	Sterling Bancorp/DE	Citibank	79,679
( 3,990)	Splunk Inc	Citibank	83,710	( 111,465)	Sterling Bancorp/DE	JP Morgan	209,554
( 18,098)	Splunk Inc	Bank of America Merrill Lynch	359,426	( 73,257)	Sterling Bancorp/DE	Credit Suisse	137,723
( 12,008)	Splunk Inc	HSBC	199,693	6,774	STORE Capital Corp (Reit)	HSBC	4,606
( 161,847)	Sprint Corp	JP Morgan	( 218,493)	52,020	STORE Capital Corp (Reit)	Bank of America Merrill Lynch	( 11,444)
11,749	Sprouts Farmers Market Inc	HSBC	( 27,140)	15,183	STORE Capital Corp (Reit)	Credit Suisse	10,324
11,797	Sprouts Farmers Market Inc	Bank of America Merrill Lynch	( 18,285)	1,753	Stryker Corp	JP Morgan	( 9,045)
22,563	Sprouts Farmers Market Inc	Credit Suisse	( 52,121)	698	Stryker Corp	Bank of America Merrill Lynch	( 1,940)
84,159	Sprouts Farmers Market Inc	JP Morgan	( 187,692)	13,229	Stryker Corp	Citibank	( 40,481)
18,271	Sprouts Farmers Market Inc	Citibank	( 12,424)	9,971	Stryker Corp	Credit Suisse	( 51,450)
113,360	Sprouts Farmers Market Inc	Goldman Sachs	( 91,774)	2,000	Stryker Corp	Goldman Sachs	( 846)
( 144,983)	Square Inc 'A'	Citibank	690,119	900	Stryker Corp	HSBC	( 2,552)
( 43,846)	Square Inc 'A'	Credit Suisse	243,345	( 6,320)	Sun Communities Inc (Reit)	Goldman Sachs	7,117
( 40,784)	Square Inc 'A'	JP Morgan	199,860	50,001	Sunstone Hotel Investors Inc (Reit)	Credit Suisse	( 38,501)
( 1,172)	Square Inc 'A'	Bank of America Merrill Lynch	4,137	12,551	Sunstone Hotel Investors Inc (Reit)	JP Morgan	( 9,664)
( 42,983)	SS&C Technologies Holdings Inc	Credit Suisse	119,923	50,784	Sunstone Hotel Investors Inc (Reit)	Citibank	( 47,737)
( 49,420)	SS&C Technologies Holdings Inc	Goldman Sachs	84,873	14,531	Sunstone Hotel Investors Inc (Reit)	Bank of America Merrill Lynch	( 19,181)
( 24,735)	SS&C Technologies Holdings Inc	HSBC	60,989	9,452	SunTrust Banks Inc	Bank of America Merrill Lynch	( 13,989)
( 86,627)	SS&C Technologies Holdings Inc	Bank of America Merrill Lynch	225,230	5,968	SunTrust Banks Inc	Citibank	( 18,978)
( 51,949)	SS&C Technologies Holdings Inc	Citibank	82,079	10,063	SunTrust Banks Inc	JP Morgan	( 31,698)
( 28,054)	SS&C Technologies Holdings Inc	JP Morgan	78,271	66,477	SunTrust Banks Inc	Credit Suisse	( 209,403)
( 11,134)	STAG Industrial Inc (Reit)	Credit Suisse	( 223)	( 4,640)	SVB Financial Group	Bank of America Merrill Lynch	111,870
( 8,354)	STAG Industrial Inc (Reit)	JP Morgan	( 167)	( 3,651)	SVB Financial Group	Citibank	94,196
( 9,940)	Stanley Black & Decker Inc	JP Morgan	144,813	( 2,713)	SVB Financial Group	Credit Suisse	122,628
( 14,260)	Stanley Black & Decker Inc	Goldman Sachs	91,983	( 2,748)	SVB Financial Group	HSBC	124,210
( 16,289)	Stanley Black & Decker Inc	Bank of America Merrill Lynch	107,507	( 137,613)	Switch Inc 'A'	Credit Suisse	( 63,414)
( 17,350)	Stanley Black & Decker Inc	Citibank	123,012	( 39,871)	Switch Inc 'A'	JP Morgan	( 57,813)
( 19,820)	Stanley Black & Decker Inc	Credit Suisse	306,615	( 148,744)	Switch Inc 'A'	HSBC	( 82,972)
( 4,111)	Stanley Black & Decker Inc	HSBC	63,597	( 43,154)	Symantec Corp	Credit Suisse	154,060
14,257	Starbucks Corp	Credit Suisse	( 35,341)	( 140,947)	Symantec Corp	Citibank	225,515
101,147	Starbucks Corp	Citibank	( 189,145)	( 25,549)	Symantec Corp	Bank of America Merrill Lynch	20,439
149,413	Starbucks Corp	Bank of America Merrill Lynch	( 355,603)	( 109,750)	Symantec Corp	Goldman Sachs	128,571
52,614	Starbucks Corp	HSBC	( 140,479)	( 102,470)	Symantec Corp	JP Morgan	365,818
44,347	Starbucks Corp	JP Morgan	( 118,406)	( 36,730)	Symantec Corp	HSBC	64,394
33,280	Starwood Property Trust Inc (Reit)	HSBC	( 19,778)	23,464	Synchrony Financial	Credit Suisse	1,877
167,240	Starwood Property Trust Inc (Reit)	Goldman Sachs	( 100,462)	70,291	Synchrony Financial	Bank of America Merrill Lynch	( 67,479)
14,456	Starwood Property Trust Inc (Reit)	Bank of America Merrill Lynch	( 7,083)	35,196	Synchrony Financial	Citibank	( 47,163)
25,000	Starwood Property Trust Inc (Reit)	JP Morgan	( 10,160)	67,773	Synchrony Financial	JP Morgan	5,422
( 18,050)	State Street Corp	Goldman Sachs	77,146	45,770	Synchrony Financial	Goldman Sachs	( 47,338)

保有高	銘柄	取引相手	未実現純利益/損 (米ドル)	保有高	銘柄	取引相手	未実現純利益/損 (米ドル)
	米国(続き)				米国(続き)		
48,553	Synopsys Inc	Citibank	57,293	50,237	Tegna Inc	Citibank	( 23,863)
35,300	Synopsys Inc	JP Morgan	( 109,077)	70,564	Tegna Inc	JP Morgan	( 19,405)
10,102	Synopsys Inc	Bank of America Merrill Lynch	( 40,004)	6,265	Teledyne Technologies Inc	Bank of America Merrill Lynch	( 29,696)
12,671	Synopsys Inc	Credit Suisse	( 39,153)	8,776	Teledyne Technologies Inc	Citibank	( 103,118)
( 46,120)	Synovus Financial Corp	Goldman Sachs	88,187	4,457	Teledyne Technologies Inc	JP Morgan	( 69,574)
( 30,039)	Synovus Financial Corp	Credit Suisse	86,080	4,907	Teledyne Technologies Inc	Credit Suisse	( 67,928)
2,387	Sysco Corp	HSBC	( 1,480)	3,800	Teledyne Technologies Inc	Goldman Sachs	( 15,413)
12,474	Sysco Corp	Citibank	( 38,046)	( 2,646)	Teleflex Inc	Citibank	28,074
771	Sysco Corp	JP Morgan	( 478)	( 3,771)	Teleflex Inc	Bank of America Merrill Lynch	31,903
6,752	Sysco Corp	Credit Suisse	( 4,186)	( 11,324)	Teleflex Inc	Credit Suisse	109,396
72,019	Sysco Corp	Bank of America Merrill Lynch	( 110,909)	( 1,202)	Teleflex Inc	JP Morgan	11,058
429	T Rowe Price Group Inc	Bank of America Merrill Lynch	( 1,253)	( 4,620)	Teleflex Inc	Goldman Sachs	40,769
4,295	T Rowe Price Group Inc	Citibank	( 18,211)	( 695)	Teleflex Inc	HSBC	6,394
556	T Rowe Price Group Inc	JP Morgan	( 1,084)	21,813	Telephone & Data Systems Inc	Bank of America Merrill Lynch	( 29,884)
11,390	T Rowe Price Group Inc	Goldman Sachs	( 23,615)	26,253	Telephone & Data Systems Inc	Citibank	( 33,866)
( 6,091)	T-Mobile US Inc	HSBC	( 9,136)	86,448	Telephone & Data Systems Inc	JP Morgan	( 210,069)
( 32,630)	T-Mobile US Inc	Goldman Sachs	63,916	44,630	Telephone & Data Systems Inc	Credit Suisse	( 108,451)
( 23,390)	T-Mobile US Inc	Bank of America Merrill Lynch	11,695	77,220	Telephone & Data Systems Inc	Goldman Sachs	( 109,266)
( 28,879)	T-Mobile US Inc	Citibank	64,111	18,381	Telephone & Data Systems Inc	HSBC	( 40,833)
( 30,186)	T-Mobile US Inc	JP Morgan	( 45,279)	( 4,299)	Tempur Sealy International Inc	HSBC	7,799
( 55,787)	T-Mobile US Inc	Credit Suisse	( 57,202)	( 21,098)	Tempur Sealy International Inc	JP Morgan	3,798
6,218	Tableau Software Inc 'A'	Bank of America Merrill Lynch	( 56,335)	( 6,170)	Tempur Sealy International Inc	Bank of America Merrill Lynch	( 10,489)
7,455	Tableau Software Inc 'A'	Credit Suisse	( 74,458)	( 34,014)	Tempur Sealy International Inc	Credit Suisse	6,123
9,873	Tableau Software Inc 'A'	Citibank	( 40,973)	( 11,598)	Tempur Sealy International Inc	Citibank	10,902
3,157	Tableau Software Inc 'A'	JP Morgan	( 34,506)	12,873	Tenet Healthcare Corp	Credit Suisse	( 18,151)
26,050	Tableau Software Inc 'A'	Goldman Sachs	( 133,548)	38,248	Tenet Healthcare Corp	JP Morgan	( 53,930)
( 24,663)	Take-Two Interactive Software Inc	Citibank	( 84,841)	1,570	Tenet Healthcare Corp	Citibank	( 4,977)
( 4,263)	Take-Two Interactive Software Inc	Credit Suisse	( 24,981)	16,372	Tenet Healthcare Corp	Bank of America Merrill Lynch	( 19,646)
( 7,175)	Take-Two Interactive Software Inc	Bank of America Merrill Lynch	( 1,363)	30,314	Tenneco Inc 'A'	Credit Suisse	( 304,353)
( 19,988)	Take-Two Interactive Software Inc	HSBC	( 117,130)	45,598	Tenneco Inc 'A'	Bank of America Merrill Lynch	( 129,954)
( 15,948)	Take-Two Interactive Software Inc	JP Morgan	( 93,436)	16,586	Tenneco Inc 'A'	Citibank	( 9,952)
16,327	Tapestry Inc	Citibank	( 40,491)	55,549	Tenneco Inc 'A'	JP Morgan	( 557,712)
63,598	Tapestry Inc	JP Morgan	( 150,727)	17,606	Teradata Corp	Bank of America Merrill Lynch	( 41,198)
( 115,454)	Targa Resources Corp	Credit Suisse	108,527	17,608	Teradata Corp	Citibank	( 15,847)
( 94,084)	Targa Resources Corp	JP Morgan	88,439	29,870	Teradata Corp	JP Morgan	( 123,064)
( 8,210)	Targa Resources Corp	Goldman Sachs	31,022	19,241	Teradata Corp	Credit Suisse	( 79,273)
( 255,777)	Targa Resources Corp	Bank of America Merrill Lynch	879,873	50,378	Teradyne Inc	Bank of America Merrill Lynch	( 224,182)
( 106,021)	Targa Resources Corp	Citibank	337,147	80,433	Teradyne Inc	Citibank	( 93,302)
( 97,823)	Targa Resources Corp	HSBC	91,954	63,320	Teradyne Inc	JP Morgan	( 370,422)
9,960	Target Corp	JP Morgan	42,330	12,012	Teradyne Inc	HSBC	( 70,270)
6,686	Target Corp	HSBC	28,416	38,680	Teradyne Inc	Credit Suisse	( 212,403)
( 10,823)	Taubman Centers Inc (Reit)	Bank of America Merrill Lynch	75,761	43,630	Teradyne Inc	Goldman Sachs	( 53,524)
( 15,984)	Taubman Centers Inc (Reit)	Credit Suisse	105,015	( 5,880)	Terex Corp	Goldman Sachs	6,041
( 11,429)	Taubman Centers Inc (Reit)	JP Morgan	75,089	( 15,526)	Terex Corp	JP Morgan	69,867
( 137,830)	TCF Financial Corp	Goldman Sachs	111,467	( 22,382)	Terex Corp	HSBC	100,719
25,091	TD Ameritrade Holding Corp	Citibank	( 49,931)	( 26,461)	Terex Corp	Bank of America Merrill Lynch	68,269
14,247	TD Ameritrade Holding Corp	JP Morgan	( 40,177)	( 12,176)	Terex Corp	Credit Suisse	54,792
22,586	Tech Data Corp	Bank of America Merrill Lynch	( 119,480)	( 1,570)	Tesla Inc	Goldman Sachs	26,922
5,208	Tech Data Corp	Citibank	( 12,864)	( 15,747)	Tesla Inc	JP Morgan	911,205
6,762	Tech Data Corp	JP Morgan	( 62,143)	( 35,856)	Tesla Inc	Credit Suisse	2,096,500
7,690	Tech Data Corp	Credit Suisse	( 70,671)	11,999	Tetra Tech Inc	Bank of America Merrill Lynch	( 7,079)
462	Tech Data Corp	HSBC	( 4,246)	45,216	Tetra Tech Inc	Citibank	( 80,484)
19,427	Tegna Inc	HSBC	( 5,342)	65,815	Tetra Tech Inc	JP Morgan	( 84,243)
80,652	Tegna Inc	Credit Suisse	( 22,179)	11,234	Tetra Tech Inc	HSBC	( 14,380)
18,212	Tegna Inc	Bank of America Merrill Lynch	( 11,565)	23,527	Tetra Tech Inc	Credit Suisse	( 30,115)

保有高	銘柄	取引相手	未実現純利益/損 (米ドル)
米国(続き)			
( 62,680)	Texas Capital Bancshares Inc	Credit Suisse	431,238
( 14,219)	Texas Capital Bancshares Inc	JP Morgan	97,827
( 2,890)	Texas Capital Bancshares Inc	Bank of America Merrill Lynch	9,479
( 7,023)	Texas Capital Bancshares Inc	Citibank	22,193
78,679	Texas Instruments Inc	Bank of America Merrill Lynch	( 415,425)
48,360	Texas Instruments Inc	JP Morgan	( 365,118)
57,397	Texas Instruments Inc	Citibank	( 101,593)
32,671	Texas Instruments Inc	HSBC	( 209,573)
46,094	Texas Instruments Inc	Credit Suisse	( 333,986)
17,570	Texas Instruments Inc	Goldman Sachs	( 67,778)
11,127	Texas Roadhouse Inc	Bank of America Merrill Lynch	( 28,708)
( 9,700)	TFS Financial Corp	Goldman Sachs	926
( 58,347)	TFS Financial Corp	Bank of America Merrill Lynch	5,251
( 11,638)	TFS Financial Corp	Citibank	233
( 50,411)	TFS Financial Corp	JP Morgan	3,025
( 36,200)	TFS Financial Corp	Credit Suisse	2,172
( 2,329)	Thermo Fisher Scientific Inc	Bank of America Merrill Lynch	( 8,687)
( 2,030)	Thermo Fisher Scientific Inc	Credit Suisse	( 770)
( 3,943)	Thermo Fisher Scientific Inc	HSBC	14,747
( 13,087)	Thermo Fisher Scientific Inc	JP Morgan	48,945
( 4,764)	Thermo Fisher Scientific Inc	Citibank	23,296
( 2,750)	Thermo Fisher Scientific Inc	Goldman Sachs	( 2,880)
16,757	Thomson Reuters Corp	Credit Suisse	11,562
8,097	Thomson Reuters Corp	Citibank	( 13,117)
2,817	Thomson Reuters Corp	HSBC	1,944
( 2,820)	Thor Industries Inc	Goldman Sachs	10,254
( 21,900)	Thor Industries Inc	Bank of America Merrill Lynch	138,627
( 15,205)	Thor Industries Inc	Credit Suisse	178,963
( 14,010)	Thor Industries Inc	Citibank	50,716
( 31,215)	Thor Industries Inc	HSBC	367,401
( 25,210)	Thor Industries Inc	JP Morgan	287,885
( 7,854)	Tiffany & Co	Bank of America Merrill Lynch	78,108
( 2,057)	Tiffany & Co	Citibank	20,765
( 1,578)	Tiffany & Co	JP Morgan	27,339
( 4,751)	Tiffany & Co	Credit Suisse	82,311
( 1,950)	Tiffany & Co	Goldman Sachs	17,673
( 12,519)	Tiffany & Co	HSBC	202,567
5,113	Timken Co/The	HSBC	( 32,161)
13,456	Timken Co/The	Credit Suisse	( 84,638)
39,028	Timken Co/The	Bank of America Merrill Lynch	( 184,993)
9,170	Timken Co/The	Citibank	( 18,432)
24,737	Timken Co/The	JP Morgan	( 155,596)
55,740	TJX Cos Inc/The	JP Morgan	( 191,888)
117,456	TJX Cos Inc/The	Bank of America Merrill Lynch	( 256,054)
61,453	TJX Cos Inc/The	Citibank	( 95,867)
44,753	TJX Cos Inc/The	Credit Suisse	( 172,299)
80,331	TJX Cos Inc/The	HSBC	( 309,274)
44,070	TJX Cos Inc/The	Goldman Sachs	( 99,166)
( 16,298)	Toll Brothers Inc	Credit Suisse	42,485
( 24,450)	Toll Brothers Inc	Goldman Sachs	42,481
( 4,730)	Toll Brothers Inc	Bank of America Merrill Lynch	16,650
( 13,024)	Toll Brothers Inc	JP Morgan	32,560
29,434	Torchmark Corp	Bank of America Merrill Lynch	( 31,789)
22,628	Torchmark Corp	Citibank	( 62,906)
53,534	Torchmark Corp	JP Morgan	( 64,241)

保有高	銘柄	取引相手	未実現純利益/損 (米ドル)
米国(続き)			
19,136	Torchmark Corp	Credit Suisse	( 22,963)
6,336	Toro Co/The	Bank of America Merrill Lynch	( 43,845)
9,966	Toro Co/The	Citibank	( 53,019)
110,482	Toro Co/The	JP Morgan	( 877,227)
83,179	Toro Co/The	Credit Suisse	( 660,441)
5,978	Total System Services Inc	Bank of America Merrill Lynch	140,124
11,553	Total System Services Inc	Credit Suisse	259,365
2,720	Total System Services Inc	Goldman Sachs	59,579
6,561	Total System Services Inc	Citibank	139,618
9,020	Total System Services Inc	JP Morgan	205,673
6,907	Total System Services Inc	HSBC	156,455
50,140	Tractor Supply Co	Credit Suisse	( 99,779)
15,598	Tractor Supply Co	Citibank	( 53,033)
24,560	Tractor Supply Co	JP Morgan	( 48,874)
6,646	Tractor Supply Co	HSBC	( 13,226)
7,514	Tractor Supply Co	Bank of America Merrill Lynch	1,803
7,740	Tractor Supply Co	Goldman Sachs	( 12,504)
( 51,736)	Transocean Ltd	Credit Suisse	61,048
( 122,425)	Transocean Ltd	Citibank	108,958
( 34,694)	Transocean Ltd	HSBC	40,939
( 31,015)	Transocean Ltd	JP Morgan	36,598
( 21,965)	TransUnion	Citibank	22,404
( 25,897)	TransUnion	Credit Suisse	24,886
( 23,372)	TransUnion	JP Morgan	25,242
( 27,840)	TransUnion	Goldman Sachs	12,526
( 40,071)	TransUnion	Bank of America Merrill Lynch	( 32,057)
( 13,519)	TransUnion	HSBC	14,601
( 20,810)	TreeHouse Foods Inc	Bank of America Merrill Lynch	136,722
( 25,060)	TreeHouse Foods Inc	Goldman Sachs	115,307
( 32,899)	TreeHouse Foods Inc	JP Morgan	170,119
( 22,697)	TreeHouse Foods Inc	Credit Suisse	112,123
( 3,141)	TreeHouse Foods Inc	HSBC	15,517
14,233	Trex Co Inc	Bank of America Merrill Lynch	( 28,324)
6,387	Trex Co Inc	Citibank	( 29,125)
( 74,316)	Trimble Inc	Bank of America Merrill Lynch	49,792
( 13,791)	Trimble Inc	JP Morgan	32,960
( 75,063)	Trinity Industries Inc	Citibank	116,348
( 79,987)	Trinity Industries Inc	JP Morgan	178,371
( 43,838)	Trinity Industries Inc	Credit Suisse	97,759
( 58,061)	Trinity Industries Inc	Bank of America Merrill Lynch	103,349
26,188	Trinseo SA	Bank of America Merrill Lynch	( 124,393)
30,426	Trinseo SA	Citibank	( 94,016)
68,542	Trinseo SA	JP Morgan	( 522,975)
26,059	Trinseo SA	Credit Suisse	( 198,830)
16,850	TripAdvisor Inc	Bank of America Merrill Lynch	( 82,565)
8,211	TripAdvisor Inc	Citibank	( 34,568)
13,904	TripAdvisor Inc	HSBC	( 88,568)
18,531	TripAdvisor Inc	JP Morgan	( 118,042)
48,143	TripAdvisor Inc	Credit Suisse	( 259,744)
40,330	TripAdvisor Inc	Goldman Sachs	( 140,171)
( 1,261)	Triton International Ltd/Bermuda	JP Morgan	2,118
21,359	Trustmark Corp	Bank of America Merrill Lynch	( 37,378)
55,939	Trustmark Corp	JP Morgan	( 183,480)
17,828	Trustmark Corp	Citibank	( 26,742)
7,574	Trustmark Corp	Credit Suisse	( 24,843)



保有高	銘柄	取引相手	未実現純利益/(損) (米ドル)
	米国(続き)		
21,775	Tupperware Brands Corp	Citibank	( 67,503)
29,580	Tupperware Brands Corp	JP Morgan	( 123,644)
49,863	Tupperware Brands Corp	Bank of America Merrill Lynch	( 224,882)
7,464	Tupperware Brands Corp	Credit Suisse	( 31,200)
( 23,633)	Twilio Inc 'A'	Bank of America Merrill Lynch	236,566
( 9,588)	Twilio Inc 'A'	Credit Suisse	59,637
( 109,965)	Twitter Inc	Credit Suisse	216,631
( 14,637)	Twitter Inc	Bank of America Merrill Lynch	18,882
( 17,582)	Twitter Inc	Citibank	34,637
( 65,709)	Twitter Inc	JP Morgan	129,447
39,316	Two Harbors Investment Corp (Reit)	JP Morgan	( 49,538)
14,777	Two Harbors Investment Corp (Reit)	Citibank	( 10,048)
210,420	Two Harbors Investment Corp (Reit)	Goldman Sachs	( 157,456)
( 3,800)	Tyler Technologies Inc	Goldman Sachs	12,868
( 17,197)	Tyler Technologies Inc	Bank of America Merrill Lynch	36,458
( 3,892)	Tyler Technologies Inc	Citibank	35,223
( 6,369)	Tyler Technologies Inc	JP Morgan	39,870
( 12,851)	Tyler Technologies Inc	Credit Suisse	76,081
( 25,394)	Tyson Foods Inc 'A'	Goldman Sachs	165,029
( 2,270)	Tyson Foods Inc 'A'	Citibank	13,643
1,604	Ubiquiti Networks Inc	HSBC	( 70,319)
21,569	Ubiquiti Networks Inc	Bank of America Merrill Lynch	( 179,670)
14,430	Ubiquiti Networks Inc	JP Morgan	( 556,575)
8,992	Ubiquiti Networks Inc	Citibank	( 58,718)
5,479	Ubiquiti Networks Inc	Credit Suisse	( 240,199)
22,130	Ubiquiti Networks Inc	Goldman Sachs	( 130,692)
5,831	UDR Inc (Reit)	Credit Suisse	3,090
12,817	UDR Inc (Reit)	Bank of America Merrill Lynch	( 6,280)
18,961	UDR Inc (Reit)	Citibank	( 14,600)
76,329	UDR Inc (Reit)	JP Morgan	40,454
60,833	UGI Corp	Bank of America Merrill Lynch	( 186,149)
39,529	UGI Corp	JP Morgan	( 92,893)
4,031	UGI Corp	Credit Suisse	( 9,473)
10,930	UGI Corp	Goldman Sachs	( 20,829)
1,370	Ultra Salon Cosmetics & Fragrance Inc	Credit Suisse	( 50,539)
1,480	Ultra Salon Cosmetics & Fragrance Inc	Citibank	( 55,988)
3,558	Ultra Salon Cosmetics & Fragrance Inc	HSBC	( 120,655)
2,640	Ultra Salon Cosmetics & Fragrance Inc	Goldman Sachs	( 80,920)
( 17,790)	Umpqua Holdings Corp	JP Morgan	16,844
( 170,872)	Umpqua Holdings Corp	Goldman Sachs	99,896
( 12,005)	Umpqua Holdings Corp	Bank of America Merrill Lynch	5,882
( 19,970)	Umpqua Holdings Corp	Citibank	14,578
46,621	Under Armour Inc 'A'	Citibank	( 67,134)
44,890	Under Armour Inc 'A'	Goldman Sachs	19,793
53,408	Under Armour Inc 'A'	Bank of America Merrill Lynch	78,510
57,219	Under Armour Inc 'A'	HSBC	31,470
109,720	Under Armour Inc 'A'	JP Morgan	60,346
34,340	Under Armour Inc 'A'	Credit Suisse	47,921
( 15,720)	Under Armour Inc 'C'	JP Morgan	( 8,803)
( 68,441)	Under Armour Inc 'C'	Credit Suisse	( 38,327)
23,975	Union Pacific Corp	Bank of America Merrill Lynch	( 192,280)
16,177	Union Pacific Corp	HSBC	( 159,020)
( 7,741)	United Bankshares Inc/WV	JP Morgan	23,146
( 5,469)	United Bankshares Inc/WV	Bank of America Merrill Lynch	5,305
( 21,630)	United Bankshares Inc/WV	Citibank	28,552

保有高	銘柄	取引相手	未実現純利益/(損) (米ドル)
	米国(続き)		
( 21,881)	United Bankshares Inc/WV	Credit Suisse	65,424
2,222	United Continental Holdings Inc	HSBC	( 11,710)
33,709	United Continental Holdings Inc	Credit Suisse	( 177,646)
14,683	United Continental Holdings Inc	Bank of America Merrill Lynch	( 43,755)
3,464	United Continental Holdings Inc	JP Morgan	( 18,255)
47,403	United Continental Holdings Inc	Citibank	( 118,982)
16,450	United Continental Holdings Inc	Goldman Sachs	( 42,204)
6,286	United Parcel Service Inc 'B'	HSBC	( 41,045)
12,264	United Parcel Service Inc 'B'	Bank of America Merrill Lynch	( 83,273)
17,737	United Parcel Service Inc 'B'	Citibank	( 48,777)
31,759	United Parcel Service Inc 'B'	JP Morgan	( 225,489)
21,188	United Parcel Service Inc 'B'	Credit Suisse	( 150,435)
2,520	United Parcel Service Inc 'B'	Goldman Sachs	( 17,132)
( 1,760)	United Rentals Inc	HSBC	38,949
( 2,262)	United Rentals Inc	JP Morgan	50,058
14,920	United States Cellular Corp	Credit Suisse	( 42,373)
14,202	United States Cellular Corp	Bank of America Merrill Lynch	( 18,179)
9,305	United States Cellular Corp	Citibank	( 14,609)
18,154	United States Cellular Corp	JP Morgan	( 51,557)
( 219,836)	United States Steel Corp	Citibank	518,813
( 167,322)	United States Steel Corp	Bank of America Merrill Lynch	530,411
( 286,107)	United States Steel Corp	JP Morgan	1,004,236
( 6,018)	United Technologies Corp	Bank of America Merrill Lynch	45,316
( 6,113)	United Technologies Corp	Citibank	54,772
( 63,398)	United Technologies Corp	JP Morgan	673,287
18,598	United Therapeutics Corp	Credit Suisse	( 202,532)
11,656	United Therapeutics Corp	Bank of America Merrill Lynch	( 52,569)
2,536	United Therapeutics Corp	Citibank	( 5,655)
4,240	United Therapeutics Corp	JP Morgan	( 46,174)
10,588	UnitedHealth Group Inc	JP Morgan	25,941
2,068	UnitedHealth Group Inc	Citibank	( 16,006)
1,307	UnitedHealth Group Inc	Bank of America Merrill Lynch	7,215
738	UnitedHealth Group Inc	Credit Suisse	1,808
8,131	UnitedHealth Group Inc	HSBC	19,921
( 12,162)	Uniti Group Inc (Reit)	Credit Suisse	19,946
( 58,078)	Uniti Group Inc (Reit)	Citibank	54,593
( 70,419)	Uniti Group Inc (Reit)	Bank of America Merrill Lynch	45,772
( 84,433)	Uniti Group Inc (Reit)	JP Morgan	138,470
( 41,560)	Uniti Group Inc (Reit)	Goldman Sachs	32,431
( 9,716)	Univar Inc	Credit Suisse	9,327
( 22,750)	Univar Inc	HSBC	21,840
( 56,769)	Univar Inc	Bank of America Merrill Lynch	100,481
( 18,935)	Univar Inc	Citibank	35,787
( 16,007)	Univar Inc	JP Morgan	15,367
( 13,620)	Universal Display Corp	Credit Suisse	299,027
( 8,616)	Universal Display Corp	JP Morgan	182,105
( 1,680)	Universal Display Corp	Bank of America Merrill Lynch	33,676
( 14,741)	Universal Display Corp	Citibank	198,635
( 4,721)	Universal Display Corp	HSBC	103,650
4,114	Universal Health Services Inc 'B'	Citibank	( 27,523)
1,934	Universal Health Services Inc 'B'	JP Morgan	( 6,324)
13,445	Universal Health Services Inc 'B'	Bank of America Merrill Lynch	( 41,814)
4,460	Universal Health Services Inc 'B'	Credit Suisse	( 15,748)
5,950	Universal Health Services Inc 'B'	Goldman Sachs	( 22,050)
17,443	Unum Group	Citibank	( 46,224)

保有高	銘柄	取引相手	未実現純利益／(損) (米ドル)	保有高	銘柄	取引相手	未実現純利益／(損) (米ドル)
	米国(続き)				米国(続き)		
49,987	Unum Group	JP Morgan	( 186,951)	11,199	Verint Systems Inc	Bank of America Merrill Lynch	( 52,859)
8,013	Urban Edge Properties (Reit)	Credit Suisse	( 5,689)	8,407	Verint Systems Inc	Credit Suisse	( 53,973)
25,041	Urban Edge Properties (Reit)	Citibank	( 21,535)	3,943	Verint Systems Inc	Citibank	( 20,977)
49,916	Urban Outfitters Inc	Citibank	( 95,340)	40,926	Verint Systems Inc	JP Morgan	( 262,745)
4,631	Urban Outfitters Inc	Bank of America Merrill Lynch	( 18,894)	6,656	VeriSign Inc	Bank of America Merrill Lynch	266
57,293	Urban Outfitters Inc	JP Morgan	( 338,602)	25,336	VeriSign Inc	Citibank	( 95,517)
36,241	Urban Outfitters Inc	Credit Suisse	( 214,184)	22,349	VeriSign Inc	JP Morgan	17,209
6,692	Urban Outfitters Inc	HSBC	( 39,550)	2,867	VeriSign Inc	HSBC	2,208
72,900	Urban Outfitters Inc	Goldman Sachs	( 192,112)	9,628	VeriSign Inc	Credit Suisse	7,414
9,577	US Bancorp	Bank of America Merrill Lynch	( 6,512)	( 11,396)	Verisk Analytics Inc	Credit Suisse	10,370
10,234	US Bancorp	HSBC	( 21,594)	( 17,388)	Verisk Analytics Inc	Citibank	73,203
20,677	US Bancorp	Credit Suisse	( 43,628)	( 26,430)	Verisk Analytics Inc	Goldman Sachs	58,716
28,211	US Bancorp	JP Morgan	( 59,525)	( 13,622)	Verisk Analytics Inc	Bank of America Merrill Lynch	15,393
( 5,780)	US Foods Holding Corp	Goldman Sachs	11,290	( 33,585)	Verisk Analytics Inc	JP Morgan	27,490
13,495	USANA Health Sciences Inc	Bank of America Merrill Lynch	( 109,849)	( 11,958)	Verizon Communications Inc	Bank of America Merrill Lynch	26,308
34,787	USANA Health Sciences Inc	Credit Suisse	( 506,499)	( 31,920)	Verizon Communications Inc	Goldman Sachs	110,145
21,051	USANA Health Sciences Inc	Citibank	( 89,888)	( 38,328)	Verizon Communications Inc	Citibank	177,842
14,885	USANA Health Sciences Inc	JP Morgan	( 216,726)	( 20,407)	Verizon Communications Inc	JP Morgan	36,120
3,573	USANA Health Sciences Inc	HSBC	( 52,023)	( 21,759)	Verizon Communications Inc	HSBC	44,825
( 6,003)	Vail Resorts Inc	Credit Suisse	81,129	( 8,288)	Versum Materials Inc	Bank of America Merrill Lynch	4,724
( 8,635)	Vail Resorts Inc	JP Morgan	121,840	( 12,640)	Versum Materials Inc	Citibank	1,896
( 780)	Vail Resorts Inc	Goldman Sachs	1,969	( 5,651)	Versum Materials Inc	Credit Suisse	5,538
( 5,754)	Vail Resorts Inc	Bank of America Merrill Lynch	49,427	( 3,297)	Versum Materials Inc	HSBC	3,231
( 9,924)	Vail Resorts Inc	Citibank	39,994	( 12,382)	Versum Materials Inc	JP Morgan	12,134
( 1,862)	Vail Resorts Inc	HSBC	26,273	5,001	Vertex Pharmaceuticals Inc	HSBC	( 6,001)
( 3,790)	Valero Energy Corp	Goldman Sachs	55,264	12,170	Vertex Pharmaceuticals Inc	Credit Suisse	( 4,066)
( 9,784)	Valero Energy Corp	Bank of America Merrill Lynch	127,486	23,781	Vertex Pharmaceuticals Inc	Citibank	( 108,441)
( 25,099)	Valero Energy Corp	Credit Suisse	308,735	4,250	Vertex Pharmaceuticals Inc	JP Morgan	( 5,100)
( 1,659)	Valmont Industries Inc	Citibank	10,999	8,710	Vertex Pharmaceuticals Inc	Bank of America Merrill Lynch	8,100
( 9,592)	Valmont Industries Inc	Bank of America Merrill Lynch	72,611	11,810	Vertex Pharmaceuticals Inc	Goldman Sachs	( 26,746)
( 3,786)	Valmont Industries Inc	Credit Suisse	45,659	12,025	VF Corp	Credit Suisse	( 145,503)
( 8,219)	Valmont Industries Inc	JP Morgan	99,121	2,914	VF Corp	Bank of America Merrill Lynch	( 26,459)
78,319	Valvoline Inc	Bank of America Merrill Lynch	( 27,412)	5,089	VF Corp	HSBC	( 61,577)
2,007	Varian Medical Systems Inc	Bank of America Merrill Lynch	( 7,747)	3,318	VF Corp	JP Morgan	( 40,148)
1,232	Varian Medical Systems Inc	Citibank	( 2,624)	6,456	VF Corp	Citibank	( 56,232)
20,976	Varian Medical Systems Inc	JP Morgan	( 168,335)	7,800	VF Corp	Goldman Sachs	( 31,466)
4,698	Varian Medical Systems Inc	Credit Suisse	( 30,490)	67,215	Viacom Inc 'B'	Credit Suisse	34,952
5,521	Varian Medical Systems Inc	HSBC	( 44,665)	13,680	Viacom Inc 'B'	Goldman Sachs	6,073
11,910	Varian Medical Systems Inc	Goldman Sachs	( 28,050)	71,741	Viacom Inc 'B'	Bank of America Merrill Lynch	46,632
24,955	Vector Group Ltd	JP Morgan	( 13,725)	23,649	Viacom Inc 'B'	Citibank	2,601
39,435	Vector Group Ltd	Credit Suisse	( 21,689)	28,545	Viacom Inc 'B'	JP Morgan	14,843
13,752	Vector Group Ltd	Bank of America Merrill Lynch	( 9,351)	7,893	Viacom Inc 'B'	HSBC	4,104
20,308	Vector Group Ltd	Citibank	( 10,154)	( 79,372)	VICI Properties Inc (Reit)	Bank of America Merrill Lynch	14,287
3,240	Veeva Systems Inc 'A'	Goldman Sachs	43,871	( 58,608)	VICI Properties Inc (Reit)	Credit Suisse	5,861
1,448	Veeva Systems Inc 'A'	Credit Suisse	15,566	( 56,221)	VICI Properties Inc (Reit)	JP Morgan	5,622
6,926	Veeva Systems Inc 'A'	Citibank	53,538	( 29,165)	Virtu Financial Inc 'A'	Citibank	11,083
( 26,754)	Ventas Inc (Reit)	Bank of America Merrill Lynch	6,956	( 51,210)	Virtu Financial Inc 'A'	Goldman Sachs	29,585
( 8,940)	Ventas Inc (Reit)	Goldman Sachs	9,641	( 75,216)	Virtu Financial Inc 'A'	Bank of America Merrill Lynch	51,899
( 13,445)	Ventas Inc (Reit)	Citibank	13,445	( 47,720)	Virtu Financial Inc 'A'	Credit Suisse	64,421
( 38,946)	Ventas Inc (Reit)	JP Morgan	( 101,811)	( 8,416)	Virtu Financial Inc 'A'	JP Morgan	11,530
( 15,626)	Ventas Inc (Reit)	HSBC	( 38,240)	138,415	Visa Inc 'A'	Credit Suisse	58,134
( 31,364)	VEREIT Inc (Reit)	HSBC	( 12,546)	39,020	Visa Inc 'A'	Citibank	( 119,401)
( 17,929)	VEREIT Inc (Reit)	Bank of America Merrill Lynch	( 359)	125,738	Vishay Intertechnology Inc	Bank of America Merrill Lynch	( 228,843)
( 147,814)	VEREIT Inc (Reit)	JP Morgan	( 59,126)	68,044	Vishay Intertechnology Inc	Citibank	( 44,909)
( 52,215)	VEREIT Inc (Reit)	Credit Suisse	( 20,886)	46,135	Vishay Intertechnology Inc	JP Morgan	( 163,318)

保有高	銘柄	取引相手	未実現純利益/損 (米ドル)
	米国(続き)		
6,028	Vishay Intertechnology Inc	Credit Suisse	( 21,339)
( 6,760)	Visteon Corp	HSBC	109,580
( 2,688)	Visteon Corp	Bank of America Merrill Lynch	24,407
( 2,697)	Visteon Corp	JP Morgan	43,718
( 54,475)	Vistra Energy Corp	Bank of America Merrill Lynch	68,094
( 18,500)	Vistra Energy Corp	Credit Suisse	35,890
( 67,094)	Vistra Energy Corp	JP Morgan	130,162
2,050	VMware Inc 'A'	HSBC	( 34,724)
14,430	VMware Inc 'A'	Credit Suisse	( 246,464)
2,305	VMware Inc 'A'	Citibank	( 53,315)
13,225	VMware Inc 'A'	JP Morgan	( 225,728)
5,530	VMware Inc 'A'	Goldman Sachs	( 111,586)
( 5,591)	Vornado Realty Trust (Reit)	Credit Suisse	1,118
( 7,882)	Vornado Realty Trust (Reit)	Citibank	10,798
( 8,123)	Vornado Realty Trust (Reit)	JP Morgan	1,625
102,915	Voya Financial Inc	Citibank	( 251,113)
53,730	Voya Financial Inc	Credit Suisse	( 138,086)
( 10,075)	Vulcan Materials Co	Credit Suisse	45,640
( 15,136)	Vulcan Materials Co	Citibank	59,333
( 11,147)	Vulcan Materials Co	JP Morgan	50,496
6,750	WABCO Holdings Inc	Citibank	( 1,552)
2,838	WABCO Holdings Inc	Credit Suisse	( 6,783)
8,088	WABCO Holdings Inc	Bank of America Merrill Lynch	( 6,470)
8,882	WABCO Holdings Inc	JP Morgan	( 21,228)
2,530	WABCO Holdings Inc	Goldman Sachs	( 1,173)
( 19,122)	Wabtec Corp	Bank of America Merrill Lynch	117,027
( 35,753)	Wabtec Corp	Citibank	109,762
( 50,874)	Wabtec Corp	JP Morgan	495,753
( 9,450)	Wabtec Corp	Goldman Sachs	42,422
( 24,521)	Wabtec Corp	HSBC	244,965
( 42,001)	Wabtec Corp	Credit Suisse	419,590
72,954	Waddell & Reed Financial Inc 'A'	Citibank	( 63,470)
51,541	Waddell & Reed Financial Inc 'A'	JP Morgan	( 95,351)
87,742	Waddell & Reed Financial Inc 'A'	Bank of America Merrill Lynch	( 85,110)
19,805	Waddell & Reed Financial Inc 'A'	Credit Suisse	( 36,639)
32,859	Walmart Inc	HSBC	26,287
( 62,749)	Walt Disney Co/The	HSBC	205,817
( 30,640)	Walt Disney Co/The	Citibank	65,570
( 29,247)	Walt Disney Co/The	JP Morgan	95,930
( 12,200)	Walt Disney Co/The	Goldman Sachs	44,512
22,997	Washington Federal Inc	Bank of America Merrill Lynch	( 12,418)
24,536	Washington Federal Inc	Citibank	( 29,443)
96,444	Washington Federal Inc	JP Morgan	( 111,875)
16,170	Washington Federal Inc	Credit Suisse	( 18,757)
4,000	Washington Real Estate Investment Trust (Reit)	Credit Suisse	( 5,700)
20,410	Washington Real Estate Investment Trust (Reit)	JP Morgan	( 29,084)
( 32,502)	Waste Connections Inc	Bank of America Merrill Lynch	25,027
( 73,653)	Waste Connections Inc	JP Morgan	( 140,677)
( 4,153)	Waste Connections Inc	Citibank	6,936
2,965	Waste Management Inc	Citibank	( 3,706)
34,792	Waste Management Inc	Bank of America Merrill Lynch	30,965
11,457	Waste Management Inc	JP Morgan	38,496
4,064	Waste Management Inc	HSBC	13,655
11,721	Waters Corp	Bank of America Merrill Lynch	( 67,161)
735	Waters Corp	JP Morgan	( 8,452)

保有高	銘柄	取引相手	未実現純利益/損 (米ドル)
	米国(続き)		
7,868	Waters Corp	Citibank	( 40,678)
9,645	Waters Corp	Credit Suisse	( 110,918)
( 8,400)	Waters Corp	Goldman Sachs	( 40,295)
( 12,101)	Watsco Inc	Bank of America Merrill Lynch	1,573
( 6,527)	Watsco Inc	Credit Suisse	15,273
( 11,560)	Watsco Inc	JP Morgan	27,050
( 4,903)	Watsco Inc	Citibank	7,011
( 18,378)	Wayfair Inc 'A'	Citibank	170,915
( 11,147)	Wayfair Inc 'A'	HSBC	61,444
( 22,526)	Wayfair Inc 'A'	JP Morgan	157,006
( 28,565)	Wayfair Inc 'A'	Bank of America Merrill Lynch	66,271
( 2,485)	Wayfair Inc 'A'	Credit Suisse	17,320
11,573	WD-40 Co	Credit Suisse	( 93,394)
11,928	WD-40 Co	Bank of America Merrill Lynch	( 81,945)
( 451,190)	Weatherford International Plc	JP Morgan	147,088
28,002	Webster Financial Corp	Credit Suisse	( 189,714)
10,549	Webster Financial Corp	JP Morgan	( 71,469)
5,919	Webster Financial Corp	Citibank	( 23,055)
( 19,130)	WEC Energy Group Inc	Goldman Sachs	24,048
7,533	Weingarten Realty Investors (Reit)	HSBC	( 3,691)
18,605	Weingarten Realty Investors (Reit)	Credit Suisse	( 9,116)
53,037	Weingarten Realty Investors (Reit)	Citibank	( 47,203)
52,949	Weingarten Realty Investors (Reit)	JP Morgan	( 25,945)
25,766	Weingarten Realty Investors (Reit)	Bank of America Merrill Lynch	( 20,870)
( 390,044)	Welbilt Inc	Bank of America Merrill Lynch	483,655
( 10,276)	Welbilt Inc	Citibank	9,557
( 178,423)	Welbilt Inc	JP Morgan	144,523
( 115,040)	Welbilt Inc	Goldman Sachs	74,133
( 196,738)	Welbilt Inc	Credit Suisse	154,623
( 31,475)	Welbilt Inc	HSBC	21,756
( 7,824)	WellCare Health Plans Inc	Credit Suisse	( 89,741)
( 3,315)	WellCare Health Plans Inc	JP Morgan	( 38,023)
( 918)	WellCare Health Plans Inc	Bank of America Merrill Lynch	( 1,157)
( 6,392)	WellCare Health Plans Inc	Citibank	25,057
( 7,613)	WellCare Health Plans Inc	HSBC	( 87,321)
( 39,554)	Wells Fargo & Co	Credit Suisse	94,930
( 52,448)	Wells Fargo & Co	JP Morgan	125,875
( 28,222)	Wells Fargo & Co	Bank of America Merrill Lynch	34,995
( 17,452)	Welltower Inc (Reit)	HSBC	( 97,906)
( 62,781)	Welltower Inc (Reit)	Bank of America Merrill Lynch	( 138,746)
( 13,818)	Welltower Inc (Reit)	Citibank	( 9,396)
( 52,406)	Welltower Inc (Reit)	JP Morgan	( 280,453)
( 25,622)	Welltower Inc (Reit)	Credit Suisse	( 143,739)
( 12,230)	Welltower Inc (Reit)	Goldman Sachs	( 11,998)
( 36,408)	Wendy's Co/The	Bank of America Merrill Lynch	12,379
14,988	Werner Enterprises Inc	Bank of America Merrill Lynch	( 80,036)
35,942	Werner Enterprises Inc	Citibank	( 236,858)
151,773	Werner Enterprises Inc	JP Morgan	( 745,205)
52,362	Werner Enterprises Inc	Credit Suisse	( 257,097)
11,353	Werner Enterprises Inc	HSBC	( 55,743)
13,783	WESCO International Inc	Bank of America Merrill Lynch	( 69,604)
13,864	WESCO International Inc	Credit Suisse	( 96,909)
14,680	WESCO International Inc	Goldman Sachs	( 34,315)
19,686	West Pharmaceutical Services Inc	Bank of America Merrill Lynch	( 49,707)
16,014	West Pharmaceutical Services Inc	Citibank	( 69,261)

保有高	銘柄	取引相手	未実現評価益/損 (米ドル)	保有高	銘柄	取引相手	未実現評価益/損 (米ドル)
	米国(続き)				米国(続き)		
8,301	West Pharmaceutical Services Inc	Credit Suisse	( 54,496)	( 9,222)	Willis Towers Watson Plc	Credit Suisse	( 10,375)
( 61,930)	Western Alliance Bancorp	Goldman Sachs	157,997	( 11,118)	Willis Towers Watson Plc	Citibank	37,634
( 41,800)	Western Alliance Bancorp	Credit Suisse	224,952	( 4,440)	Willis Towers Watson Plc	JP Morgan	( 4,995)
( 22,337)	Western Alliance Bancorp	Citibank	54,949	3,794	Wolverine World Wide Inc	JP Morgan	( 27,962)
( 6,328)	Western Alliance Bancorp	HSBC	33,349	18,839	Wolverine World Wide Inc	Citibank	( 40,692)
( 45,606)	Western Digital Corp	Bank of America Merrill Lynch	326,539	17,828	Wolverine World Wide Inc	Credit Suisse	( 131,392)
( 20,914)	Western Digital Corp	Citibank	80,728	( 21,250)	Workday Inc 'A'	Credit Suisse	( 195,713)
( 29,650)	Western Digital Corp	HSBC	248,171	( 19,600)	Workday Inc 'A'	Bank of America Merrill Lynch	( 22,344)
( 137,066)	Western Digital Corp	JP Morgan	1,147,242	( 8,259)	Workday Inc 'A'	JP Morgan	( 76,065)
( 25,740)	Western Digital Corp	Credit Suisse	198,647	( 2,984)	Workday Inc 'A'	HSBC	( 27,483)
47,391	Western Union Co/The	Bank of America Merrill Lynch	( 12,322)	12,077	World Wrestling Entertainment Inc 'A'	Bank of America Merrill Lynch	( 118,596)
93,699	Western Union Co/The	Citibank	( 27,173)	57,457	World Wrestling Entertainment Inc 'A'	Citibank	( 348,189)
243,152	Western Union Co/The	JP Morgan	( 4,863)	5,266	World Wrestling Entertainment Inc 'A'	JP Morgan	( 67,826)
71,256	Western Union Co/The	Credit Suisse	( 1,425)	( 2,122)	Worldpay Inc 'A'	Credit Suisse	( 6,026)
( 18,350)	Westlake Chemical Corp	Goldman Sachs	72,831	( 52,972)	Worldpay Inc 'A'	JP Morgan	( 150,440)
( 10,430)	Westlake Chemical Corp	Citibank	49,543	( 2,682)	Worldpay Inc 'A'	Bank of America Merrill Lynch	( 4,667)
( 9,040)	Westlake Chemical Corp	HSBC	18,622	( 38,473)	Worldpay Inc 'A'	Citibank	68,482
( 17,121)	Westlake Chemical Corp	JP Morgan	35,361	31,575	Worthington Industries Inc	JP Morgan	( 132,931)
( 2,529)	Westlake Chemical Corp	Bank of America Merrill Lynch	7,865	1,120	Worthington Industries Inc	Citibank	( 1,826)
( 39,781)	Westrock Co	HSBC	216,806	7,407	Worthington Industries Inc	Credit Suisse	( 31,183)
( 57,464)	Westrock Co	Credit Suisse	313,179	5,030	WP Carey Inc (Reit)	Goldman Sachs	330
( 15,308)	Westrock Co	Bank of America Merrill Lynch	73,019	( 19,838)	WPX Energy Inc	HSBC	35,312
( 6,799)	Westrock Co	Citibank	17,337	( 63,044)	WPX Energy Inc	JP Morgan	112,218
( 15,202)	Westrock Co	JP Morgan	82,851	( 49,337)	WPX Energy Inc	Bank of America Merrill Lynch	102,621
( 7,236)	WEX Inc	Credit Suisse	93,634	( 86,544)	WPX Energy Inc	Citibank	100,391
( 1,268)	WEX Inc	JP Morgan	16,408	( 12,768)	WPX Energy Inc	Credit Suisse	22,727
( 10,275)	WEX Inc	Bank of America Merrill Lynch	95,044	( 48,894)	WR Berkley Corp	JP Morgan	( 51,339)
( 8,440)	WEX Inc	Citibank	108,623	23,401	WR Grace & Co	Bank of America Merrill Lynch	( 69,501)
( 90,745)	Weyerhaeuser Co (Reit)	HSBC	277,484	5,436	WR Grace & Co	Citibank	( 13,264)
( 91,365)	Weyerhaeuser Co (Reit)	Credit Suisse	288,713	12,961	WR Grace & Co	Credit Suisse	( 57,028)
( 30,556)	Weyerhaeuser Co (Reit)	JP Morgan	96,557	886	WW Grainger Inc	HSBC	( 14,429)
( 215,057)	Weyerhaeuser Co (Reit)	Bank of America Merrill Lynch	533,341	2,094	WW Grainger Inc	Citibank	2,502
( 121,512)	Weyerhaeuser Co (Reit)	Citibank	80,198	14,269	WW Grainger Inc	Bank of America Merrill Lynch	( 21,475)
( 87,900)	Weyerhaeuser Co (Reit)	Goldman Sachs	93,974	6,682	WW Grainger Inc	JP Morgan	( 98,414)
( 3,980)	Whirlpool Corp	Citibank	64,635	8,365	WW Grainger Inc	Credit Suisse	( 136,224)
( 2,123)	Whirlpool Corp	JP Morgan	47,173	3,780	WW Grainger Inc	Goldman Sachs	( 13,167)
( 974)	White Mountains Insurance Group Ltd	HSBC	( 10,860)	29,572	Wyndham Destinations Inc	Credit Suisse	( 85,794)
( 1,436)	White Mountains Insurance Group Ltd	Credit Suisse	( 16,011)	46,258	Wyndham Destinations Inc	Bank of America Merrill Lynch	( 146,175)
( 1,043)	White Mountains Insurance Group Ltd	Bank of America Merrill Lynch	( 18,200)	74,908	Wyndham Destinations Inc	HSBC	( 241,277)
( 765)	White Mountains Insurance Group Ltd	Citibank	6,212	143,955	Wyndham Destinations Inc	Goldman Sachs	( 366,072)
8,491	Whiting Petroleum Corp	HSBC	( 44,663)	96,123	Wyndham Destinations Inc	Citibank	( 240,308)
14,165	Whiting Petroleum Corp	Bank of America Merrill Lynch	( 83,007)	5,730	Wyndham Destinations Inc	JP Morgan	( 18,852)
50,998	Whiting Petroleum Corp	Credit Suisse	( 261,378)	( 24,523)	Wyndham Hotels & Resorts Inc	Bank of America Merrill Lynch	38,746
18,366	Whiting Petroleum Corp	JP Morgan	( 96,605)	( 28,726)	Wyndham Hotels & Resorts Inc	Credit Suisse	72,102
24,695	Whiting Petroleum Corp	Citibank	( 59,515)	( 15,713)	Wynn Resorts Ltd	Credit Suisse	439,178
94,320	Whiting Petroleum Corp	Goldman Sachs	( 264,906)	( 32,441)	Wynn Resorts Ltd	Bank of America Merrill Lynch	559,283
( 225,996)	Williams Cos Inc/The	Credit Suisse	151,417	( 1,570)	Wynn Resorts Ltd	Goldman Sachs	20,072
( 111,052)	Williams Cos Inc/The	Citibank	134,373	( 29,878)	Wynn Resorts Ltd	Citibank	355,847
( 11,277)	Williams Cos Inc/The	JP Morgan	7,556	( 30,088)	Wynn Resorts Ltd	JP Morgan	840,960
18,397	Williams-Sonoma Inc	Bank of America Merrill Lynch	65,677	( 5,054)	Wynn Resorts Ltd	HSBC	141,259
45,457	Williams-Sonoma Inc	Citibank	115,461	25,084	Xcel Energy Inc	HSBC	36,873
52,470	Williams-Sonoma Inc	Goldman Sachs	180,055	2,832	Xcel Energy Inc	Credit Suisse	4,163
80,495	Williams-Sonoma Inc	HSBC	168,780	59,099	Xerox Corp	Bank of America Merrill Lynch	( 70,328)
64,775	Williams-Sonoma Inc	JP Morgan	130,846	19,563	Xerox Corp	Credit Suisse	( 25,432)
101,867	Williams-Sonoma Inc	Credit Suisse	243,854	31,750	Xerox Corp	Citibank	( 33,655)

保有高	銘柄	取引相手	未実現評価益/(損) (米ドル)
	米国(続き)		
10,177	Xerox Corp	JP Morgan	( 13,230)
46,234	Xerox Corp	HSBC	( 57,948)
52,770	Xerox Corp	Goldman Sachs	( 76,758)
14,508	Xilinx Inc	Citibank	( 10,156)
1,830	Xilinx Inc	Goldman Sachs	3,889
12,553	XPO Logistics Inc	Bank of America Merrill Lynch	( 86,992)
6,890	XPO Logistics Inc	Credit Suisse	( 66,274)
6,070	XPO Logistics Inc	JP Morgan	( 68,288)
28,710	XPO Logistics Inc	Goldman Sachs	( 149,503)
( 7,387)	Xylem Inc/NY	JP Morgan	39,520
( 14,127)	Xylem Inc/NY	Citibank	23,310
( 27,887)	Xylem Inc/NY	Bank of America Merrill Lynch	74,458
( 14,804)	Xylem Inc/NY	Credit Suisse	79,201
( 25,710)	Xylem Inc/NY	Goldman Sachs	28,338
( 15,987)	Xylem Inc/NY	HSBC	78,170
16,346	Yum China Holdings Inc	HSBC	( 101,836)
80,040	Yum China Holdings Inc	Bank of America Merrill Lynch	( 212,906)
36,728	Yum China Holdings Inc	JP Morgan	( 228,815)
38,520	Yum! Brands Inc	Bank of America Merrill Lynch	22,727
20,557	Yum! Brands Inc	Citibank	( 10,484)
58,778	Yum! Brands Inc	JP Morgan	20,621
102,501	Yum! Brands Inc	Credit Suisse	47,150
8,780	Yum! Brands Inc	Goldman Sachs	( 1,419)
81,152	Yum! Brands Inc	HSBC	34,316
( 29,343)	Zayo Group Holdings Inc	Bank of America Merrill Lynch	9,096
( 17,502)	Zayo Group Holdings Inc	Credit Suisse	7,876
4,082	Zebra Technologies Corp 'A'	Citibank	( 20,328)
1,667	Zebra Technologies Corp 'A'	Bank of America Merrill Lynch	( 26,055)
7,582	Zebra Technologies Corp 'A'	JP Morgan	( 231,251)
( 6,636)	Zendesk Inc	Credit Suisse	13,604
( 73,687)	Zendesk Inc	Bank of America Merrill Lynch	187,165
( 68,051)	Zendesk Inc	Citibank	332,089
( 38,575)	Zendesk Inc	JP Morgan	79,079
( 4,560)	Zendesk Inc	Goldman Sachs	22,919
( 7,654)	Zendesk Inc	HSBC	15,691
( 63,058)	Zillow Group Inc 'A'	Bank of America Merrill Lynch	( 285,653)
( 51,907)	Zillow Group Inc 'A'	Credit Suisse	( 444,843)
( 17,500)	Zillow Group Inc 'A'	HSBC	( 149,975)
( 67,943)	Zillow Group Inc 'A'	JP Morgan	( 582,272)
( 25,694)	Zillow Group Inc 'C'	JP Morgan	( 220,455)
( 5,746)	Zillow Group Inc 'C'	Bank of America Merrill Lynch	( 27,983)
( 250,499)	Zillow Group Inc 'C'	Credit Suisse	( 2,149,281)
( 29,178)	Zillow Group Inc 'C'	HSBC	( 250,347)
( 15,210)	Zimmer Biomet Holdings Inc	Goldman Sachs	54,266
( 4,685)	Zimmer Biomet Holdings Inc	HSBC	49,380
( 3,430)	Zimmer Biomet Holdings Inc	Bank of America Merrill Lynch	22,398
( 37,810)	Zimmer Biomet Holdings Inc	JP Morgan	387,712
34,710	Zions Bancorp NA	HSBC	( 40,880)
31,475	Zions Bancorp NA	Credit Suisse	( 148,877)
11,075	Zions Bancorp NA	Bank of America Merrill Lynch	( 18,495)
24,950	Zions Bancorp NA	Citibank	( 48,902)
23,653	Zions Bancorp NA	JP Morgan	( 111,879)
15,067	Zoetis Inc	HSBC	( 14,615)
9,988	Zoetis Inc	Citibank	( 20,475)
31,595	Zoetis Inc	Credit Suisse	( 30,647)

保有高	銘柄	取引相手	未実現評価益/(損) (米ドル)
	米国(続き)		
2,111	Zoetis Inc	Bank of America Merrill Lynch	( 2,005)
4,279	Zscaler Inc	Credit Suisse	2,311
10,754	Zscaler Inc	JP Morgan	5,807
			(36,772,192)
			合計(基礎となるエクスポージャー総額-14,416,038,579米ドル) (34,824,397)

\* 0.5米ドル未満の投資は端数切捨てにより 0 と表示されている。

スワップ 2019年5月31日現在

種類	想定金額	摘要	取引相手	満期日	未実現純評価 益/(損) (米ドル)	時価 (米ドル)
CDS	EUR 244,564,600	ファンドは1.000%の固定金利を受け取り、Markit iTraxx Europe Series 23 Version 1に係るデフォルト・プロテクションを提供する	Bank of America Merrill Lynch	20/6/2024	( 1,608,339)	3,847,624
CDS	EUR 66,885,700	ファンドは5.000%の固定金利を受け取り、Markit iTraxx Europe Crossover Series 30 Version 1に係るデフォルト・プロテクションを提供する	Bank of America Merrill Lynch	20/6/2024	( 2,394,269)	6,364,115
CDS	USD 288,787,700	ファンドは1.000%の固定金利を受け取り、Markit CDX.NA.IG.30に係るデフォルト・プロテクションを提供する	Bank of America Merrill Lynch	20/6/2024	( 676,583)	4,160,042
CDS	USD 70,171,460	ファンドは5.000%の固定金利を受け取り、Markit CDX.NA.HY.25 Version 5に係るデフォルト・プロテクションを提供する	Bank of America Merrill Lynch	20/6/2024	( 997,741)	3,303,839
IRS	MXN 1,063,463,000	ファンドは7.790%の固定金利を受け取り、1ヶ月MXN Mexican Interbank Rateの変動金利を支払う	Bank of America Merrill Lynch	11/9/2024	( 44,655)	( 43,855)
IRS	MXN 688,479,000	ファンドは7.830%の固定金利を受け取り、1ヶ月MXN Mexican Interbank Rateの変動金利を支払う	Bank of America Merrill Lynch	11/9/2024	27,771	28,291
IRS	MXN 1,536,305,000	ファンドは7.860%の固定金利を受け取り、1ヶ月MXN Mexican Interbank Rateの変動金利を支払う	Bank of America Merrill Lynch	11/9/2024	156,835	157,993
IRS	MXN 7,699,176,000	ファンドは8.028%の固定金利を受け取り、1ヶ月MXN Mexican Interbank Rateの変動金利を支払う	Bank of America Merrill Lynch	11/9/2024	3,440,373	3,446,130
IRS	AUD 76,032,250	ファンドは1.407%の固定金利を受け取り、6ヶ月AUD Australia Bank Bill Swapの変動金利を支払う	Bank of America Merrill Lynch	18/9/2024	( 31,736)	( 30,978)
IRS	AUD 76,032,250	ファンドは1.407%の固定金利を受け取り、6ヶ月AUD Australia Bank Bill Swapの変動金利を支払う	Bank of America Merrill Lynch	18/9/2024	( 31,736)	( 30,978)
IRS	AUD 152,064,500	ファンドは1.429%の固定金利を受け取り、6ヶ月AUD Australia Bank Bill Swapの変動金利を支払う	Bank of America Merrill Lynch	18/9/2024	49,211	50,729
IRS	AUD 116,953,000	ファンドは1.650%の固定金利を受け取り、6ヶ月AUD Australia Bank Bill Swapの変動金利を支払う	Bank of America Merrill Lynch	18/9/2024	908,444	909,624
IRS	AUD 85,711,145	ファンドは1.801%の固定金利を受け取り、6ヶ月AUD Australia Bank Bill Swap Rateの変動金利を支払う	Bank of America Merrill Lynch	18/9/2024	1,101,701	1,102,582

種類	想定金額	摘要	取引相手	満期日	未実現純評価 益/(損) (米ドル)	時価 (米ドル)
IRS	AUD 65,986,931	ファンドは1.804%の固定金利を受け取り、6ヶ月AUD Austalia Bank Bill Swap Rateの変動金利を支払う	Bank of America Merrill Lynch	18/9/2024	854,841	855,519
IRS	CAD 346,628,000	ファンドは3ヶ月CAD CDORの変動金利を受け取り、1.850%の固定金利を支払う	Bank of America Merrill Lynch	18/9/2024	( 655,450)	( 1,040,691)
IRS	CAD 16,152,000	ファンドは3ヶ月CAD CDORの変動金利を受け取り、1.935%の固定金利を支払う	Bank of America Merrill Lynch	18/9/2024	( 97,238)	( 97,065)
IRS	CNY 152,934,200	ファンドは3.160%の固定金利を受け取り、6ヶ月CNY SORF6 7D China Fixing Repo Ratesの変動金利を支払う	Bank of America Merrill Lynch	18/9/2024	145,914	145,914
IRS	CNY 210,698,464	ファンドは3.230%の固定金利を受け取り、6ヶ月CNY 7D China Fixing Repo Ratesの変動金利を支払う	Bank of America Merrill Lynch	18/9/2024	299,422	299,422
IRS	EUR 1,672,943,000	ファンドは6ヶ月EUR EURIBORの変動金利を受け取り、0.270%の固定金利を支払う	Bank of America Merrill Lynch	18/9/2024	(30,878,500)	(30,874,546)
IRS	GBP 31,654,000	ファンドは1.070%の固定金利を受け取り、6ヶ月GBP LIBORの変動金利を支払う	Bank of America Merrill Lynch	18/9/2024	207,703	210,261
IRS	GBP 1,424,119,000	ファンドは1.360%の固定金利を受け取り、6ヶ月GBP LIBORの変動金利を支払う	Bank of America Merrill Lynch	18/9/2024	34,399,506	34,942,025
IRS	HKD 326,691,360	ファンドは3ヶ月HKD HIBORの変動金利を受け取り、1.910%の固定金利を支払う	Bank of America Merrill Lynch	18/9/2024	( 89,198)	( 88,599)
IRS	HKD 220,819,160	ファンドは3ヶ月HKD HIBORの変動金利を受け取り、1.915%の固定金利を支払う	Bank of America Merrill Lynch	18/9/2024	( 67,021)	( 66,616)
IRS	HKD 788,969,968	ファンドは3ヶ月HKD HIBORの変動金利を受け取り、1.940%の固定金利を支払う	Bank of America Merrill Lynch	18/9/2024	( 359,678)	( 358,231)
IRS	HKD 443,846,512	ファンドは3ヶ月HKD HIBORの変動金利を受け取り、2.005%の固定金利を支払う	Bank of America Merrill Lynch	18/9/2024	( 378,181)	( 377,367)
IRS	HKD 202,115,500	ファンドは3ヶ月HKD HIBORの変動金利を受け取り、2.079%の固定金利を支払う	Bank of America Merrill Lynch	18/9/2024	( 263,373)	( 263,002)

種類	想定金額	摘要	取引相手	満期日	未実現純評価 益/(損) (米ドル)	時価 (米ドル)
IRS	HKD 202,115,500	ファンドは3ヶ月HKD HIBORの変動金利を受け取り、2.082%の固定金利を支払う	Bank of America Merrill Lynch	18/9/2024	( 267,685)	( 267,314)
IRS	HKD 280,217,000	ファンドは3ヶ月HKD HIBORの変動金利を受け取り、2.088%の固定金利を支払う	Bank of America Merrill Lynch	18/9/2024	( 379,663)	( 379,148)
IRS	HKD 169,679,000	ファンドは3ヶ月HKD HIBORの変動金利を受け取り、2.090%の固定金利を支払う	Bank of America Merrill Lynch	18/9/2024	( 232,481)	( 232,170)
IRS	HKD 169,679,000	ファンドは3ヶ月HKD HIBORの変動金利を受け取り、2.100%の固定金利を支払う	Bank of America Merrill Lynch	18/9/2024	( 242,823)	( 242,512)
IRS	HKD 360,451,700	ファンドは3ヶ月HKD HIBORの変動金利を受け取り、2.120%の固定金利を支払う	Bank of America Merrill Lynch	18/9/2024	( 559,772)	( 559,111)
IRS	HKD 175,965,664	ファンドは3ヶ月HKD HIBORの変動金利を受け取り、2.120%の固定金利を支払う	Bank of America Merrill Lynch	18/9/2024	( 273,270)	( 272,947)
IRS	HKD 205,508,962	ファンドは3ヶ月HKD HIBORの変動金利を受け取り、2.120%の固定金利を支払う	Bank of America Merrill Lynch	18/9/2024	( 319,150)	( 318,773)
IRS	HKD 82,427,381	ファンドは3ヶ月HKD HIBORの変動金利を受け取り、2.120%の固定金利を支払う	Bank of America Merrill Lynch	18/9/2024	( 128,007)	( 127,856)
IRS	HKD 212,583,600	ファンドは3ヶ月HKD HIBORの変動金利を受け取り、2.122%の固定金利を支払う	Bank of America Merrill Lynch	18/9/2024	( 333,376)	( 332,986)
IRS	HKD 205,508,293	ファンドは3ヶ月HKD HIBORの変動金利を受け取り、2.130%の固定金利を支払う	Bank of America Merrill Lynch	18/9/2024	( 331,674)	( 331,297)
IRS	HKD 259,824,400	ファンドは3ヶ月HKD HIBORの変動金利を受け取り、2.135%の固定金利を支払う	Bank of America Merrill Lynch	18/9/2024	( 427,255)	( 426,778)
IRS	HKD 177,537,285	ファンドは3ヶ月HKD HIBORの変動金利を受け取り、2.160%の固定金利を支払う	Bank of America Merrill Lynch	18/9/2024	( 318,994)	( 318,668)
IRS	HKD 178,070,430	ファンドは3ヶ月HKD HIBORの変動金利を受け取り、2.175%の固定金利を支払う	Bank of America Merrill Lynch	18/9/2024	( 336,232)	( 335,905)



種類	想定金額	摘要	取引相手	満期日	未実現純評価 益/(損) (米ドル)	時価 (米ドル)
IRS	HKD 177,537,285	ファンドは3ヶ月HKD HIBORの変動金利を受け取り、2.178%の固定金利を支払う	Bank of America Merrill Lynch	18/9/2024	( 337,930)	( 337,604)
IRS	HKD 1,262,452,610	ファンドは3ヶ月HKD HIBORの変動金利を受け取り、2.318%の固定金利を支払う	Bank of America Merrill Lynch	18/9/2024	( 3,487,927)	( 3,485,611)
IRS	HKD 1,118,439,933	ファンドは3ヶ月HKD HIBORの変動金利を受け取り、2.350%の固定金利を支払う	Bank of America Merrill Lynch	18/9/2024	( 3,304,777)	( 3,302,725)
IRS	INR 4,884,263,200	ファンドは6.056%の固定金利を受け取り、6ヶ月INR India National Stock Exchange NSE Interbank Offer Rateの変動金利を支払う	Bank of America Merrill Lynch	18/9/2024	1,278,698	1,278,698
IRS	KRW 15,756,369,192	ファンドは1.481%の固定金利を受け取り、3ヶ月KRW KSDAの変動金利を支払う	Bank of America Merrill Lynch	18/9/2024	29,241	29,241
IRS	KRW 66,751,224,265	ファンドは1.586%の固定金利を受け取り、3ヶ月KRW KSDAの変動金利を支払う	Bank of America Merrill Lynch	18/9/2024	405,999	405,999
IRS	KRW 29,293,702,735	ファンドは1.589%の固定金利を受け取り、3ヶ月KRW KSDAの変動金利を支払う	Bank of America Merrill Lynch	18/9/2024	181,710	181,710
IRS	KRW 45,064,977,200	ファンドは1.639%の固定金利を受け取り、3ヶ月KRW KSDAの変動金利を支払う	Bank of America Merrill Lynch	18/9/2024	370,237	370,237
IRS	PLN 557,998,700	ファンドは6ヶ月PLN WIBORの変動金利を受け取り、2.000%の固定金利を支払う	Bank of America Merrill Lynch	18/9/2024	( 250,091)	( 247,991)
IRS	PLN 960,767,000	ファンドは6ヶ月PLN WIBORの変動金利を受け取り、2.025%の固定金利を支払う	Bank of America Merrill Lynch	18/9/2024	( 727,937)	( 724,318)
IRS	PLN 764,012,144	ファンドは6ヶ月PLN WIBORの変動金利を受け取り、2.027%の固定金利を支払う	Bank of America Merrill Lynch	18/9/2024	( 597,778)	( 594,901)
IRS	PLN 365,774,500	ファンドは6ヶ月PLN WIBORの変動金利を受け取り、2.030%の固定金利を支払う	Bank of America Merrill Lynch	18/9/2024	( 299,773)	( 298,395)
IRS	PLN 180,157,552	ファンドは6ヶ月PLN WIBORの変動金利を受け取り、2.036%の固定金利を支払う	Bank of America Merrill Lynch	18/9/2024	( 161,030)	( 160,351)

種類	想定金額	摘要	取引相手	満期日	未実現純評価 益/(損) (米ドル)	時価 (米ドル)
IRS	PLN 468,265,508	ファンドは6ヶ月PLN WIBORの変動金利を受け取り、2.038%の固定金利を支払う	Bank of America Merrill Lynch	18/9/2024	( 427,243)	( 425,479)
IRS	PLN 379,508,644	ファンドは6ヶ月PLN WIBORの変動金利を受け取り、2.039%の固定金利を支払う	Bank of America Merrill Lynch	18/9/2024	( 353,309)	( 351,879)
IRS	PLN 389,140,311	ファンドは6ヶ月PLN WIBORの変動金利を受け取り、2.046%の固定金利を支払う	Bank of America Merrill Lynch	18/9/2024	( 395,994)	( 394,529)
IRS	PLN 450,478,800	ファンドは6ヶ月PLN WIBORの変動金利を受け取り、2.072%の固定金利を支払う	Bank of America Merrill Lynch	18/9/2024	( 603,396)	( 601,702)
IRS	SEK 635,216,000	ファンドは0.596%の固定金利を受け取り、3ヶ月SEK STIBORの変動金利を支払う	Bank of America Merrill Lynch	18/9/2024	1,032,179	1,045,183
IRS	SGD 24,562,670	ファンドは1.845%の固定金利を受け取り、6ヶ月SGD STIBORの変動金利を支払う	Bank of America Merrill Lynch	18/9/2024	5,423	5,679
IRS	SGD 16,920,950	ファンドは1.849%の固定金利を受け取り、6ヶ月SGD STIBORの変動金利を支払う	Bank of America Merrill Lynch	18/9/2024	6,086	6,263
IRS	SGD 23,963,580	ファンドは1.850%の固定金利を受け取り、6ヶ月SGD STIBORの変動金利を支払う	Bank of America Merrill Lynch	18/9/2024	9,452	9,701
IRS	SGD 31,134,548	ファンドは1.850%の固定金利を受け取り、6ヶ月SGD STIBORの変動金利を支払う	Bank of America Merrill Lynch	18/9/2024	12,280	12,604
IRS	SGD 36,549,252	ファンドは1.854%の固定金利を受け取り、6ヶ月SGD STIBORの変動金利を支払う	Bank of America Merrill Lynch	18/9/2024	18,857	19,238
IRS	SGD 49,589,670	ファンドは1.963%の固定金利を受け取り、6ヶ月SGD STIBORの変動金利を支払う	Bank of America Merrill Lynch	18/9/2024	214,125	214,653
IRS	SGD 51,350,250	ファンドは1.965%の固定金利を受け取り、6ヶ月SGD STIBORの変動金利を支払う	Bank of America Merrill Lynch	18/9/2024	225,295	225,840
IRS	SGD 45,775,080	ファンドは1.972%の固定金利を受け取り、6ヶ月SGD STIBORの変動金利を支払う	Bank of America Merrill Lynch	18/9/2024	211,959	212,446

種類	想定金額	摘要	取引相手	満期日	未実現純評価 益/(損) (米ドル)	時価 (米ドル)
IRS	SGD 77,666,000	ファンドは1.977%の固定金利を受け取り、6ヶ月SGD STIBORの変動金利を支払う	Bank of America Merrill Lynch	18/9/2024	373,128	373,939
IRS	SGD 33,510,720	ファンドは2.010%の固定金利を受け取り、6ヶ月SGD STIBORの変動金利を支払う	Bank of America Merrill Lynch	18/9/2024	199,386	199,743
IRS	SGD 15,005,720	ファンドは2.015%の固定金利を受け取り、6ヶ月SGD STIBORの変動金利を支払う	Bank of America Merrill Lynch	18/9/2024	91,888	92,048
IRS	SGD 56,921,604	ファンドは2.055%の固定金利を受け取り、6ヶ月SGD STIBORの変動金利を支払う	Bank of America Merrill Lynch	18/9/2024	427,626	428,229
IRS	SGD 47,122,000	ファンドは2.061%の固定金利を受け取り、6ヶ月SGD STIBORの変動金利を支払う	Bank of America Merrill Lynch	18/9/2024	364,231	364,732
IRS	SGD 47,122,000	ファンドは2.067%の固定金利を受け取り、6ヶ月SGD STIBORの変動金利を支払う	Bank of America Merrill Lynch	18/9/2024	373,639	374,140
IRS	SGD 45,801,450	ファンドは2.113%の固定金利を受け取り、6ヶ月SGD STIBORの変動金利を支払う	Bank of America Merrill Lynch	18/9/2024	436,323	436,813
IRS	USD 96,652,000	ファンドは3ヶ月USD LIBORの変動金利を受け取り、2.000%の固定金利を支払う	Bank of America Merrill Lynch	18/9/2024	( 286,863)	( 301,027)
IRS	USD 106,613,000	ファンドは3ヶ月USD LIBORの変動金利を受け取り、2.220%の固定金利を支払う	Bank of America Merrill Lynch	18/9/2024	( 1,494,805)	( 1,443,357)
IRS	USD 79,987,000	ファンドは3ヶ月USD LIBORの変動金利を受け取り、2.225%の固定金利を支払う	Bank of America Merrill Lynch	18/9/2024	( 1,056,728)	( 1,101,836)
IRS	USD 63,898,000	ファンドは3ヶ月USD LIBORの変動金利を受け取り、2.276%の固定金利を支払う	Bank of America Merrill Lynch	18/9/2024	( 1,034,984)	( 1,034,611)
IRS	USD 102,849,000	ファンドは3ヶ月USD LIBORの変動金利を受け取り、2.343%の固定金利を支払う	Bank of America Merrill Lynch	18/9/2024	( 2,003,928)	( 1,991,784)
IRS	USD 56,528,000	ファンドは3ヶ月USD LIBORの変動金利を受け取り、2.380%の固定金利を支払う	Bank of America Merrill Lynch	18/9/2024	( 1,207,899)	( 1,193,825)

種類	想定金額	摘要	取引相手	満期日	未実現純評価 益/(損) (米ドル)	時価 (米ドル)
IRS	USD 765,037,000	ファンドは3ヶ月USD LIBORの変動金利を受け取り、2.517%の固定金利を支払う	Bank of America Merrill Lynch	18/9/2024	(23,108,678)	(21,122,924)
IRS	ZAR 911,331,000	ファンドは7.600%の固定金利を受け取り、3ヶ月ZAR JIBARの変動金利を支払う	Bank of America Merrill Lynch	18/9/2024	674,601	675,519
IRS	ZAR 81,814,720	ファンドは7.610%の固定金利を受け取り、3ヶ月ZAR JIBARの変動金利を支払う	Bank of America Merrill Lynch	18/9/2024	62,850	62,931
IRS	ZAR 1,266,402,600	ファンドは7.612%の固定金利を受け取り、3ヶ月ZAR JIBARの変動金利を支払う	Bank of America Merrill Lynch	18/9/2024	981,643	982,946
IRS	ZAR 808,558,560	ファンドは7.625%の固定金利を受け取り、3ヶ月ZAR JIBARの変動金利を支払う	Bank of America Merrill Lynch	18/9/2024	655,013	655,821
IRS	ZAR 789,045,400	ファンドは7.650%の固定金利を受け取り、3ヶ月ZAR JIBARの変動金利を支払う	Bank of America Merrill Lynch	18/9/2024	694,322	695,113
IRS	AUD 24,684,000	ファンドは1.792%の固定金利を受け取り、6ヶ月AUD Australia Bank Bill Swapの変動金利を支払う	Bank of America Merrill Lynch	18/9/2029	20,617	20,960
IRS	AUD 19,212,800	ファンドは1.927%の固定金利を受け取り、6ヶ月AUD Australia Bank Bill Swapの変動金利を支払う	Bank of America Merrill Lynch	18/9/2029	184,905	185,170
IRS	AUD 28,819,200	ファンドは1.929%の固定金利を受け取り、6ヶ月AUD Australia Bank Bill Swapの変動金利を支払う	Bank of America Merrill Lynch	18/9/2029	281,109	281,508
IRS	CAD 18,368,000	ファンドは3ヶ月CAD CDORの変動金利を受け取り、2.182%の固定金利を支払う	Bank of America Merrill Lynch	18/9/2029	( 271,444)	( 263,928)
IRS	EUR 19,960,000	ファンドは0.505%の固定金利を受け取り、6ヶ月EUR EURIBORの変動金利を支払う	Bank of America Merrill Lynch	18/9/2029	268,552	266,710
IRS	EUR 303,783,000	ファンドは0.790%の固定金利を受け取り、6ヶ月EUR EURIBORの変動金利を支払う	Bank of America Merrill Lynch	18/9/2029	13,766,001	13,751,888
IRS	GBP 22,257,000	ファンドは6ヶ月GBP LIBORの変動金利を受け取り、1.210%の固定金利を支払う	Bank of America Merrill Lynch	18/9/2029	( 253,679)	( 257,501)

種類	想定金額	摘要	取引相手	満期日	未実現純評価 益/(損) (米ドル)	時価 (米ドル)
IRS	GBP 15,562,000	ファンドは6ヶ月GBP LIBORの変動金利を受け取り、1.346%の固定金利を支払う	Bank of America Merrill Lynch	18/9/2029	( 436,916)	( 436,510)
IRS	GBP 14,872,000	ファンドは6ヶ月GBP LIBORの変動金利を受け取り、1.364%の固定金利を支払う	Bank of America Merrill Lynch	18/9/2029	( 448,963)	( 448,578)
IRS	GBP 17,071,000	ファンドは6ヶ月GBP LIBORの変動金利を受け取り、1.412%の固定金利を支払う	Bank of America Merrill Lynch	18/9/2029	( 613,256)	( 612,805)
IRS	GBP 15,648,000	ファンドは6ヶ月GBP LIBORの変動金利を受け取り、1.417%の固定金利を支払う	Bank of America Merrill Lynch	18/9/2029	( 571,017)	( 571,358)
IRS	GBP 512,194,000	ファンドは6ヶ月GBP LIBORの変動金利を受け取り、1.525%の固定金利を支払う	Bank of America Merrill Lynch	18/9/2029	(25,476,191)	(25,405,230)
IRS	SEK 305,096,000	ファンドは0.840%の固定金利を受け取り、3ヶ月SEK STIBORの変動金利を支払う	Bank of America Merrill Lynch	18/9/2029	326,641	348,752
IRS	SEK 357,728,000	ファンドは0.850%の固定金利を受け取り、3ヶ月SEK STIBORの変動金利を支払う	Bank of America Merrill Lynch	18/9/2029	417,233	445,977
IRS	SEK 371,997,000	ファンドは0.858%の固定金利を受け取り、3ヶ月SEK STIBORの変動金利を支払う	Bank of America Merrill Lynch	18/9/2029	494,244	494,598
IRS	SEK 5,472,322,000	ファンドは1.110%の固定金利を受け取り、3ヶ月SEK STIBORの変動金利を支払う	Bank of America Merrill Lynch	18/9/2029	21,557,792	21,563,102
IRS	USD 19,862,000	ファンドは3ヶ月USD LIBORの変動金利を受け取り、2.435%の固定金利を支払う	Bank of America Merrill Lynch	18/9/2029	( 563,399)	( 563,290)
IRS	CNY 425,445,955	ファンドは3.165%の固定金利を受け取り、3ヶ月CNY LIBOR 7D China Fixing Repo Ratesの変動金利を支払う	BNP Paribas	18/9/2024	420,108	420,108
IRS	CNY 212,468,889	ファンドは3.200%の固定金利を受け取り、6ヶ月CNY 7D China Fixing Repo Ratesの変動金利を支払う	BNP Paribas	18/9/2024	259,414	259,414
IRS	KRW 196,691,221,328	ファンドは1.776%の固定金利を受け取り、3ヶ月KRW KSDAの変動金利を支払う	BNP Paribas	18/9/2024	2,700,597	2,700,597
IRS	CNY 209,845,816	ファンドは3.185%の固定金利を受け取り、6ヶ月CNY 7D China Fixing Repo Ratesの変動金利を支払う	Citibank	18/9/2024	235,212	235,212

種類	想定金額	摘要	取引相手	満期日	未実現純評価 益/(損) (米ドル)	時価 (米ドル)
IRS	CNY 187,031,755	ファンドは3.185%の固定金利を受け取り、6ヶ月CNY NSEROの変動金利を支払う	Citibank	18/9/2024	209,640	209,640
IRS	CNY 187,031,755	ファンドは3.188%の固定金利を受け取り、3ヶ月CNY HIBORの変動金利を支払う	Citibank	18/9/2024	212,760	212,760
IRS	KRW 24,032,441,898	ファンドは1.480%の固定金利を受け取り、3ヶ月KRW KSDAの変動金利を支払う	Citibank	18/9/2024	43,632	43,632
IRS	KRW 23,368,031,910	ファンドは1.485%の固定金利を受け取り、3ヶ月KRW KSDAの変動金利を支払う	Citibank	18/9/2024	47,129	47,129
IRS	KRW 22,196,182,800	ファンドは1.635%の固定金利を受け取り、3ヶ月KRW KSDAの変動金利を支払う	Deutsche Bank	18/9/2024	178,782	178,782
IRS	THB 5,787,965,545	ファンドは1.990%の固定金利を受け取り、6ヶ月THB Thailand Fixing Rateの変動金利を支払う	Goldman Sachs	18/9/2024	2,247,258	2,247,258
IRS	THB 7,174,760,848	ファンドは2.006%の固定金利を受け取り、6ヶ月THB Thailand Fixing Rateの変動金利を支払う	Goldman Sachs	18/9/2024	2,958,194	2,958,194
IRS	INR 2,216,323,000	ファンドは6.028%の固定金利を受け取り、6ヶ月INR NSEROの変動金利を支払う	JP Morgan	18/9/2024	541,792	541,792
TRS	BRL 24,749,987	ファンドはIbovespa Indexを受け取り、0.000%の固定金利を支払う	Bank of America Merrill Lynch	12/6/2019	43,967	43,967
TRS	BRL 118,210,459	ファンドはIbovespa Indexを受け取り、0.000%の固定金利を支払う	Bank of America Merrill Lynch	12/6/2019	38,644	38,644
TRS	KRW 152,072,910,050	ファンドは0.000%の固定金利を受け取り、KOSPI 200 Indexを支払う	Bank of America Merrill Lynch	13/6/2019	6,942,468	6,942,468
TRS	KRW 14,975,992,800	ファンドは0.000%の固定金利を受け取り、KOSPI 200 Indexを支払う	Bank of America Merrill Lynch	13/6/2019	627,251	627,251
TRS	KRW 4,336,194,750	ファンドは0.000%の固定金利を受け取り、KOSPI 200 Indexを支払う	Bank of America Merrill Lynch	13/6/2019	211,558	211,558
TRS	KRW 19,538,225,875	ファンドは0.000%の固定金利を受け取り、KOSPI 200 Indexを支払う	Bank of America Merrill Lynch	13/6/2019	541,692	541,692
TRS	KRW 4,226,377,975	ファンドは0.000%の固定金利を受け取り、KOSPI 200 Indexを支払う	Bank of America Merrill Lynch	13/6/2019	285,291	285,291

種類	想定金額	摘要	取引相手	満期日	未実現純評価 益/(損) (米ドル)	時価 (米ドル)
TRS	KRW 5,332,060,750	ファンドは0.000%の固定金利を受け取り、KOSPI 200 Indexを支払う	Bank of America Merrill Lynch	13/6/2019	384,004	384,004
TRS	KRW 27,384,720,225	ファンドは0.000%の固定金利を受け取り、KOSPI 200 Indexを支払う	Bank of America Merrill Lynch	13/6/2019	1,809,216	1,809,216
TRS	KRW 13,552,987,500	ファンドは0.000%の固定金利を受け取り、KOSPI 200 Indexを支払う	Bank of America Merrill Lynch	13/6/2019	593,973	593,973
TRS	KRW 17,906,575,275	ファンドは0.000%の固定金利を受け取り、KOSPI 200 Indexを支払う	Bank of America Merrill Lynch	13/6/2019	266,983	266,983
TRS	KRW 11,813,475,600	ファンドは0.000%の固定金利を受け取り、KOSPI 200 Indexを支払う	Bank of America Merrill Lynch	13/6/2019	128,978	128,978
TRS	TWD 396,415,099	ファンドはTAIEX Futures Indexを受け取り、0.000%の固定金利を支払う	Bank of America Merrill Lynch	19/6/2019	( 303,048)	( 303,048)
TRS	TWD 844,257,022	ファンドはTAIEX Futures Indexを受け取り、0.000%の固定金利を支払う	Bank of America Merrill Lynch	19/6/2019	( 645,410)	( 645,410)
TRS	TWD 2,412,817,945	ファンドはTAIEX Futures Indexを受け取り、0.000%の固定金利を支払う	Bank of America Merrill Lynch	19/6/2019	( 1,118,259)	( 1,118,259)
TRS	TWD 2,330,056,379	ファンドはTAIEX Futures Indexを受け取り、0.000%の固定金利を支払う	Bank of America Merrill Lynch	19/6/2019	( 1,079,901)	( 1,079,901)
TRS	TWD 118,837,120	ファンドはTAIEX Futures Indexを受け取り、0.000%の固定金利を支払う	Bank of America Merrill Lynch	19/6/2019	( 55,077)	( 55,077)
TRS	THB 187,281,124	ファンドはSET50 Futures Indexを受け取り、0.000%の固定金利を支払う	Credit Suisse	27/6/2019	( 12,251)	( 12,251)
TRS	THB 827,401,557	ファンドはSET50 Futures Indexを受け取り、0.000%の固定金利を支払う	Credit Suisse	27/6/2019	( 112,706)	( 112,706)
TRS	THB 1,020,674,355	ファンドはSET50 Futures Indexを受け取り、0.000%の固定金利を支払う	Credit Suisse	27/6/2019	( 164,949)	( 164,949)
TRS	PLN 3,838,390	ファンドはWIG20 Indexを受け取り、0.000%の固定金利を支払う	JP Morgan	21/6/2019	( 60,879)	( 60,879)
TRS	PLN 3,816,978	ファンドはWIG20 Indexを受け取り、0.000%の固定金利を支払う	JP Morgan	21/6/2019	( 66,888)	( 66,888)
TRS	PLN 40,271,799	ファンドはWIG20 Indexを受け取り、0.000%の固定金利を支払う	JP Morgan	21/6/2019	( 717,952)	( 717,952)

種類	想定金額	摘要	取引相手	満期日	未実現純評価 益/(損) (米ドル)	時価 (米ドル)
TRS	PLN 23,413,035	ファンドはWIG20 Indexを受け取り、 0.000%の固定金利を支払う	JP Morgan	21/6/2019	( 372,221)	( 372,221)
TRS	PLN 2,800,521	ファンドはWIG20 Indexを受け取り、 0.000%の固定金利を支払う	JP Morgan	21/6/2019	( 33,973)	( 33,973)
TRS	PLN 3,621,150	ファンドはWIG20 Indexを受け取り、 0.000%の固定金利を支払う	JP Morgan	21/6/2019	( 39,082)	( 39,082)
TRS	PLN 25,809,354	ファンドはWIG20 Indexを受け取り、 0.000%の固定金利を支払う	JP Morgan	21/6/2019	( 34,580)	( 34,580)
TRS	PLN 38,677,677	ファンドはWIG20 Indexを受け取り、 0.000%の固定金利を支払う	JP Morgan	21/6/2019	67,629	67,629
TRS	PLN 45,121,096	ファンドはWIG20 Indexを受け取り、 0.000%の固定金利を支払う	JP Morgan	21/6/2019	290,066	290,066
TRS	PLN 4,372,637	ファンドはWIG20 Indexを受け取り、 0.000%の固定金利を支払う	JP Morgan	21/6/2019	20,137	20,137
TRS	PLN 40,103,930	ファンドはWIG20 Indexを受け取り、 0.000%の固定金利を支払う	JP Morgan	21/6/2019	124,956	124,956
TRS	PLN 5,552,448	ファンドはWIG20 Indexを受け取り、 0.000%の固定金利を支払う	JP Morgan	21/6/2019	25,782	25,782
TRS	PLN 50,723,391	ファンドはWIG20 Indexを受け取り、 0.000%の固定金利を支払う	JP Morgan	21/6/2019	36,469	36,469
合計(基礎となるエクスポージャー総額-13,535,098,950米ドル)					( 6,578,603)	19,127,205

CDS:クレジット・デフォルト・スワップ

IRS:金利スワップ

TRS:トータル・リターン・スワップ

#### 先物取引 2019年5月31日現在

契約数	契約通貨	契約/摘要	満期日	基礎となるエク スポージャー総額 (米ドル)	未実現純評価益/ (損) (米ドル)
1,526	EUR	Amsterdam Index	2019年6月	183,475,269	( 2,952,935)
( 7,007)	AUD	Australian 10 Year Bond	2019年6月	688,660,768	(27,648,748)
2,769	EUR	CAC 40 Index	2019年6月	159,324,916	( 2,854,240)
2,954	CAD	Canadian 10 Year Bond	2019年9月	311,403,562	2,909,727
( 601)	EUR	DAX Index	2019年6月	195,998,744	4,427,148
( 1,248)	USD	E-Mini S&P 500 Index	2019年6月	171,799,680	661,162
5,804	EUR	Euro Bund	2019年6月	1,090,559,643	23,816,789
( 82)	GBP	FTSE 100 Index	2019年6月	7,374,808	72,265
147	EUR	FTSE MIB Index	2019年6月	16,152,846	( 783,806)
( 2,507)	ZAR	FTSE/JSE Top 40 Index	2019年6月	84,831,367	2,490,440
1,330	HKD	Hang Seng China Enterprises	2019年6月	86,896,182	( 178)
165	HKD	Hang Seng Index	2019年6月	28,104,870	( 402,239)
1,066	EUR	IBEX 35 Index	2019年6月	106,269,558	( 1,523,863)
( 125)	JPY	Japan 10 Year Bond	2019年6月	176,002,941	( 528,468)
( 7,631)	SGD	MSCI Singapore Index	2019年6月	193,176,209	4,084,529
13,023	SEK	OMX Stockholm 30 Index	2019年6月	206,043,907	(10,254,204)
( 2,042)	CAD	S&P/TSX 60 Index	2019年6月	289,170,140	1,558,981



契約数	契約通貨	契約／摘要	満期日	基礎となるエクスポージャー総額 (米ドル)	未実現純評価益／ (損) (米ドル)
( 5,077)	USD	SGX NIFTY 50	2019年 6月	121,086,450	521,882
( 641)	AUD	SPI 200 Index	2019年 6月	71,014,225	( 1,614,595)
3,383	CHF	Swiss Market Index	2019年 6月	320,124,495	12,561,228
( 181)	JPY	Topix Index	2019年 6月	25,052,709	380,124
( 879)	GBP	UK Long Gilt Bond	2019年 9月	143,688,896	( 932,302)
2,209	USD	US Treasury 10 Year Note	2019年 9月	279,334,953	1,915,894
合計				4,955,547,138	5,904,591

未決済先渡為替予約 2019年5月31日現在

通貨	買予約	通貨	売予約	取引相手	期日	未実現純評価益／(損) (米ドル)
AUD	29,660,544	USD	20,601,980	Bank of America Merrill Lynch	19/ 6 /2019	( 61,064)
AUD	327,456	USD	227,550	Deutsche Bank	19/ 6 /2019	( 776)
AUD	13,247,000	USD	9,340,632	JP Morgan	19/ 6 /2019	( 166,643)
AUD	29,631,820	USD	20,595,399	Bank of America Merrill Lynch	17/ 7 /2019	( 57,475)
AUD	327,180	USD	227,497	Deutsche Bank	17/ 7 /2019	( 727)
AUD	13,233,000	USD	9,336,834	JP Morgan	17/ 7 /2019	( 164,993)
AUD	27,680,097	USD	19,225,976	Bank of America Merrill Lynch	21/ 8 /2019	( 21,106)
AUD	326,903	USD	227,496	Deutsche Bank	21/ 8 /2019	( 686)
BRL	5,932,280	USD	1,528,087	BNP Paribas	19/ 6 /2019	( 28,649)
BRL	18,512,000	USD	4,503,041	Credit Suisse	19/ 6 /2019	176,039
BRL	786,720	USD	202,648	Deutsche Bank	19/ 6 /2019	( 3,797)
BRL	18,553,000	USD	4,503,046	Credit Suisse	17/ 7 /2019	174,937
BRL	18,612,000	USD	4,504,029	Credit Suisse	21/ 8 /2019	175,080
CAD	7,405,000	USD	5,512,278	Bank of America Merrill Lynch	19/ 6 /2019	( 36,994)
CAD	167,133,350	USD	124,848,434	Citibank	19/ 6 /2019	( 1,269,429)
CAD	30,650,000	USD	22,928,281	JP Morgan	19/ 6 /2019	( 265,560)
CAD	5,562,000	USD	4,135,147	Bank of America Merrill Lynch	17/ 7 /2019	( 19,725)
CAD	155,459,210	USD	116,902,135	JP Morgan	17/ 7 /2019	( 1,875,123)
CAD	168,075,530	USD	125,129,991	BNP Paribas	21/ 8 /2019	( 672,632)
CAD	6,422,000	USD	4,782,362	JP Morgan	21/ 8 /2019	( 26,970)
CHF	5,485,000	EUR	4,856,411	Deutsche Bank	21/ 8 /2019	43,089
CHF	14,000,000	USD	13,768,727	Barclays Bank	19/ 6 /2019	180,266
CHF	5,518,000	USD	5,487,191	JP Morgan	19/ 6 /2019	10,705
CHF	10,000,000	USD	10,109,578	UBS	19/ 6 /2019	( 146,011)
CHF	5,485,000	USD	5,486,801	JP Morgan	21/ 8 /2019	10,491
CLP	5,132,475,000	USD	7,703,690	Barclays Bank	19/ 6 /2019	( 482,920)
CLP	2,180,004,000	USD	3,270,333	BNP Paribas	19/ 6 /2019	( 203,332)

通貨	買予約	通貨	売予約	取引相手	期日	未実現純評価益／(損) (米ドル)
CLP	3,812,216,000	USD	5,700,936	Citibank	19/ 6 /2019	( 337,611)
CLP	1,061,046,000	USD	1,570,524	Goldman Sachs	19/ 6 /2019	( 77,761)
CLP	1,862,008,000	USD	2,801,739	Barclays Bank	17/ 7 /2019	( 183,217)
CLP	1,060,833,000	USD	1,569,883	BNP Paribas	17/ 7 /2019	( 78,045)
CLP	3,811,405,000	USD	5,699,297	Citibank	17/ 7 /2019	( 339,357)
EUR	2,076,049	CHF	2,327,000	Bank of America Merrill Lynch	19/ 6 /2019	962
EUR	3,395,683	CHF	3,864,000	Goldman Sachs	19/ 6 /2019	( 56,065)
EUR	3,223,420	CHF	3,601,000	JP Morgan	19/ 6 /2019	13,514
EUR	3,110,320	CHF	3,500,000	Goldman Sachs	21/ 8 /2019	( 14,663)
EUR	5,117,000	USD	5,711,355	Bank of America Merrill Lynch	19/ 6 /2019	5,658
EUR	33,580,000	USD	38,020,013	Citibank	19/ 6 /2019	( 502,466)
EUR	5,103,000	USD	5,709,502	Bank of America Merrill Lynch	17/ 7 /2019	5,354
EUR	5,088,000	USD	5,709,067	Bank of America Merrill Lynch	21/ 8 /2019	5,233
GBP	1,303,000	USD	1,718,205	Barclays Bank	19/ 6 /2019	( 76,460)
GBP	37,619,708	USD	49,160,946	Citibank	19/ 6 /2019	( 1,761,124)
GBP	12,360,818	USD	15,872,853	JP Morgan	19/ 6 /2019	( 298,555)
GBP	1,090,182	USD	1,391,336	Morgan Stanley	19/ 6 /2019	( 17,735)
GBP	1,136,000	USD	1,488,771	Standard Chartered Bank	19/ 6 /2019	( 57,442)
GBP	4,336,922	USD	5,743,464	UBS	19/ 6 /2019	( 279,058)
GBP	31,362,856	USD	40,863,045	JP Morgan	17/ 7 /2019	( 1,290,295)
GBP	1,088,194	USD	1,390,839	Morgan Stanley	17/ 7 /2019	( 17,787)
GBP	7,170,770	USD	9,429,549	Citibank	21/ 8 /2019	( 366,640)
GBP	12,317,653	USD	15,867,065	JP Morgan	21/ 8 /2019	( 299,174)
GBP	1,086,347	USD	1,390,796	Morgan Stanley	21/ 8 /2019	( 17,796)
HKD	91,824,000	USD	11,713,392	Standard Chartered Bank	19/ 6 /2019	( 2,920)
HKD	6,777,000	USD	865,629	UBS	19/ 6 /2019	( 1,346)
HUF	1,949,177,538	USD	7,008,119	Bank of America Merrill Lynch	19/ 6 /2019	( 299,665)
HUF	382,463,000	USD	1,390,874	Barclays Bank	19/ 6 /2019	( 74,557)
HUF	448,697,000	USD	1,600,193	Citibank	19/ 6 /2019	( 55,920)
HUF	1,097,512,462	USD	3,939,119	Credit Suisse	19/ 6 /2019	( 161,828)
INR	3,036,734,000	USD	43,006,544	Barclays Bank	19/ 6 /2019	469,569
INR	6,841,257,000	USD	96,626,445	BNP Paribas	19/ 6 /2019	1,318,011
INR	3,615,231,350	USD	51,372,786	Credit Suisse	19/ 6 /2019	385,520
INR	413,327,000	USD	5,930,524	Goldman Sachs	19/ 6 /2019	( 13,032)
INR	390,976,000	USD	5,575,790	HSBC	19/ 6 /2019	21,710
INR	177,529,000	USD	2,534,499	JP Morgan	19/ 6 /2019	7,136
INR	2,711,491,000	USD	38,691,367	Morgan Stanley	19/ 6 /2019	128,328

通貨	買予約	通貨	売予約	取引相手	期日	未実現純評価益／(損) (米ドル)
INR	533,749,000	USD	7,544,689	Standard Chartered Bank	19/ 6 /2019	96,854
INR	403,448,000	USD	5,737,555	Barclays Bank	17/ 7 /2019	18,627
INR	13,678,354,570	USD	194,502,020	Goldman Sachs	17/ 7 /2019	653,480
INR	243,773,000	USD	3,450,188	HSBC	17/ 7 /2019	27,836
INR	2,722,195,000	USD	38,697,775	Morgan Stanley	17/ 7 /2019	141,058
INR	535,914,000	USD	7,541,711	Standard Chartered Bank	17/ 7 /2019	104,425
INR	177,467,000	USD	2,515,478	Barclays Bank	21/ 8 /2019	5,491
INR	14,350,892,740	USD	203,840,670	Citibank	21/ 8 /2019	17,856
INR	2,736,094,000	USD	38,711,007	Morgan Stanley	21/ 8 /2019	155,989
INR	538,793,000	USD	7,541,895	Standard Chartered Bank	21/ 8 /2019	111,813
JPY	2,450,083,000	USD	22,145,441	Deutsche Bank	19/ 6 /2019	399,665
KRW	9,067,707,000	USD	7,608,094	BNP Paribas	19/ 6 /2019	7,764
KRW	9,055,503,000	USD	7,606,279	BNP Paribas	17/ 7 /2019	6,899
KRW	9,044,938,000	USD	7,606,477	BNP Paribas	21/ 8 /2019	6,819
MXN	118,067,152	USD	6,087,500	Bank of America Merrill Lynch	19/ 6 /2019	( 108,942)
MXN	1,277,950,848	USD	65,244,003	Citibank	19/ 6 /2019	( 532,498)
MXN	1,020,921,240	USD	51,967,570	JP Morgan	19/ 6 /2019	( 271,255)
MXN	24,005,421	USD	1,250,109	Bank of America Merrill Lynch	17/ 7 /2019	( 40,382)
MXN	186,692,579	USD	9,660,403	Citibank	17/ 7 /2019	( 252,234)
MXN	1,370,097,200	USD	71,643,190	Goldman Sachs	17/ 7 /2019	( 2,598,635)
MXN	119,365,000	USD	6,187,119	JP Morgan	17/ 7 /2019	( 171,850)
MXN	1,081,426,640	USD	55,821,331	Bank of America Merrill Lynch	21/ 8 /2019	( 1,636,934)
MXN	147,703,000	USD	7,590,306	Citibank	21/ 8 /2019	( 189,713)
MXN	120,020,000	USD	6,186,598	JP Morgan	21/ 8 /2019	( 173,050)
NOK	21,193,000	USD	2,492,326	Barclays Bank	19/ 6 /2019	( 74,122)
NOK	28,378,000	USD	3,298,978	BNP Paribas	19/ 6 /2019	( 60,938)
NOK	63,425,000	USD	7,246,312	Deutsche Bank	19/ 6 /2019	( 9,273)
NOK	63,346,000	USD	7,244,228	Deutsche Bank	17/ 7 /2019	( 9,143)
NOK	63,274,000	USD	7,243,799	Deutsche Bank	21/ 8 /2019	( 9,356)
NZD	5,659,079	USD	3,837,241	Bank of America Merrill Lynch	19/ 6 /2019	( 148,010)
NZD	29,722,921	USD	19,895,984	Citibank	19/ 6 /2019	( 519,207)
NZD	59,847,040	USD	40,841,535	Deutsche Bank	19/ 6 /2019	( 1,826,436)
NZD	30,304,383	USD	20,373,458	HSBC	19/ 6 /2019	( 617,619)
NZD	10,479,617	USD	7,080,267	JP Morgan	19/ 6 /2019	( 248,462)
NZD	1,806,592	USD	1,192,842	Bank of America Merrill Lynch	17/ 7 /2019	( 14,365)
NZD	11,556,408	USD	7,629,182	Citibank	17/ 7 /2019	( 90,702)

通貨	買予約	通貨	売予約	取引相手	期日	未実現純評価益／(損) (米ドル)
NZD	8,974,000	USD	5,975,275	HSBC	17/7/2019	( 121,352)
NZD	95,801,340	USD	64,896,424	JP Morgan	17/7/2019	( 2,403,255)
NZD	1,805,375	USD	1,192,931	Bank of America Merrill Lynch	21/8/2019	( 14,313)
NZD	11,548,625	USD	7,629,761	Citibank	21/8/2019	( 90,382)
NZD	88,128,100	USD	58,227,787	JP Morgan	21/8/2019	( 694,431)
PLN	27,965,000	USD	7,301,676	Bank of America Merrill Lynch	19/6/2019	( 19,769)
PLN	25,755,000	USD	6,704,161	Barclays Bank	19/6/2019	2,276
PLN	14,100,000	USD	3,653,796	BNP Paribas	19/6/2019	17,754
PLN	6,493,000	USD	1,698,041	Citibank	19/6/2019	( 7,305)
PLN	12,827,105	USD	3,340,218	Deutsche Bank	19/6/2019	( 122)
PLN	6,044,000	USD	1,567,833	Goldman Sachs	19/6/2019	5,986
PLN	96,452,220	USD	25,328,061	HSBC	19/6/2019	( 212,519)
PLN	12,931,895	USD	3,367,856	Societe Generale	19/6/2019	( 473)
PLN	27,932,000	USD	7,299,151	Bank of America Merrill Lynch	17/7/2019	( 20,141)
PLN	25,730,000	USD	6,703,384	Barclays Bank	17/7/2019	1,791
PLN	14,085,000	USD	3,652,844	BNP Paribas	17/7/2019	17,673
PLN	6,486,000	USD	1,697,666	Citibank	17/7/2019	( 7,430)
PLN	12,810,174	USD	3,338,591	Deutsche Bank	17/7/2019	( 291)
PLN	45,037,000	USD	11,795,873	Goldman Sachs	17/7/2019	( 59,342)
PLN	12,914,826	USD	3,366,303	Societe Generale	17/7/2019	( 731)
PLN	4,434,000	USD	1,155,307	Bank of America Merrill Lynch	21/8/2019	1,294
PLN	25,705,000	USD	6,702,486	Barclays Bank	21/8/2019	2,618
PLN	14,070,000	USD	3,652,553	BNP Paribas	21/8/2019	17,582
PLN	6,479,000	USD	1,697,512	Citibank	21/8/2019	( 7,476)
PLN	12,798,721	USD	3,338,739	Deutsche Bank	21/8/2019	( 215)
PLN	6,032,000	USD	1,567,504	Goldman Sachs	21/8/2019	5,933
PLN	12,903,279	USD	3,366,365	Societe Generale	21/8/2019	( 567)
RUB	6,003,011,600	USD	89,700,947	Bank of America Merrill Lynch	19/6/2019	1,915,824
RUB	352,138,000	USD	5,289,740	HSBC	19/6/2019	84,520
RUB	6,277,863,490	USD	95,854,025	Bank of America Merrill Lynch	17/7/2019	( 432,807)
RUB	5,694,648,100	USD	86,191,132	Societe Generale	21/8/2019	( 58,230)
SEK	343,674,000	USD	36,878,354	Credit Suisse	19/6/2019	( 767,801)
SEK	270,499,595	USD	28,902,371	Deutsche Bank	19/6/2019	( 480,408)
SEK	195,584,405	USD	20,500,041	JP Morgan	19/6/2019	50,425
SEK	150,000,000	USD	16,114,901	Citibank	17/7/2019	( 320,527)
SEK	287,364,000	USD	30,807,026	Credit Suisse	17/7/2019	( 548,795)
SEK	168,454,860	USD	17,849,549	Deutsche Bank	17/7/2019	( 111,954)
SEK	195,103,140	USD	20,494,582	JP Morgan	17/7/2019	48,965

通貨	買予約	通貨	売予約	取引相手	期日	未実現純評価益／(損) (米ドル)
SEK	90,347,000	USD	9,481,875	Deutsche Bank	21/ 8 /2019	55,604
SEK	192,122,000	USD	20,228,768	JP Morgan	21/ 8 /2019	52,586
SGD	9,147,527	USD	6,767,376	Bank of America Merrill Lynch	19/ 6 /2019	( 130,028)
SGD	4,596,915	USD	3,393,809	Barclays Bank	19/ 6 /2019	( 58,337)
SGD	17,631,391	USD	13,019,024	Citibank	19/ 6 /2019	( 225,874)
SGD	3,128,637	USD	2,314,761	Deutsche Bank	19/ 6 /2019	( 44,656)
SGD	147,665,200	USD	108,859,322	HSBC	19/ 6 /2019	( 1,715,024)
SGD	2,940,123	USD	2,174,389	JP Morgan	19/ 6 /2019	( 41,067)
SGD	28,522,408	USD	21,005,780	Standard Chartered Bank	19/ 6 /2019	( 310,224)
SGD	208,592,490	USD	154,492,357	Barclays Bank	17/ 7 /2019	( 3,083,517)
SGD	13,556,000	USD	9,944,551	Standard Chartered Bank	17/ 7 /2019	( 104,800)
SGD	204,427,560	USD	150,365,462	Bank of America Merrill Lynch	21/ 8 /2019	( 1,907,819)
SGD	13,000,000	USD	9,511,385	HSBC	21/ 8 /2019	( 70,636)
SGD	13,547,000	USD	9,944,407	Standard Chartered Bank	21/ 8 /2019	( 106,420)
THB	82,724,000	USD	2,604,660	Barclays Bank	19/ 6 /2019	10,166
THB	1,550,180,430	USD	49,041,952	BNP Paribas	19/ 6 /2019	( 42,241)
THB	367,619,000	USD	11,537,435	Citibank	19/ 6 /2019	82,648
THB	97,797,000	USD	3,076,345	HSBC	19/ 6 /2019	14,924
THB	164,369,000	USD	5,161,532	JP Morgan	19/ 6 /2019	34,013
THB	1,935,561,000	USD	61,005,803	Standard Chartered Bank	19/ 6 /2019	175,417
THB	82,693,000	USD	2,603,848	Barclays Bank	17/ 7 /2019	11,754
THB	2,241,141,970	USD	70,530,709	BNP Paribas	17/ 7 /2019	357,205
THB	367,442,000	USD	11,534,504	Citibank	17/ 7 /2019	87,784
THB	164,210,000	USD	5,160,429	JP Morgan	17/ 7 /2019	33,577
THB	586,263,000	USD	18,425,306	Standard Chartered Bank	17/ 7 /2019	118,348
THB	2,376,864,570	USD	74,509,861	ANZ	21/ 8 /2019	730,222
THB	201,115,000	USD	6,336,326	BNP Paribas	21/ 8 /2019	30,006
THB	201,116,000	USD	6,338,355	Citibank	21/ 8 /2019	28,009
THB	164,078,000	USD	5,160,984	JP Morgan	21/ 8 /2019	32,935
THB	499,655,000	USD	15,729,734	Standard Chartered Bank	21/ 8 /2019	86,937
TWD	748,467,000	USD	23,794,850	Bank of America Merrill Lynch	19/ 6 /2019	( 134,144)
TWD	38,387,000	USD	1,248,155	Barclays Bank	19/ 6 /2019	( 34,656)
TWD	98,037,000	USD	3,190,270	Citibank	19/ 6 /2019	( 91,103)
TWD	230,977,000	USD	7,504,858	UBS	19/ 6 /2019	( 203,161)
TWD	748,211,000	USD	23,794,276	Bank of America Merrill Lynch	17/ 7 /2019	( 126,836)

通貨	買予約	通貨	売予約	取引相手	期日	未実現純評価益／(損) (米ドル)
TWD	230,600,000	USD	7,503,335	UBS	17/7/2019	( 208,987)
TWD	746,917,000	USD	23,775,808	Bank of America Merrill Lynch	21/8/2019	( 118,656)
USD	35,405,737	AUD	49,880,363	Bank of America Merrill Lynch	19/6/2019	861,922
USD	50,461,360	AUD	71,462,450	Barclays Bank	19/6/2019	971,231
USD	20,653,165	AUD	29,000,000	BNP Paribas	19/6/2019	569,698
USD	14,129,235	AUD	19,830,955	Citibank	19/6/2019	395,637
USD	1,602,415	AUD	2,259,000	Goldman Sachs	19/6/2019	37,982
USD	17,376,948	AUD	24,515,682	JP Morgan	19/6/2019	399,021
USD	6,393,072	AUD	8,979,423	Bank of America Merrill Lynch	17/7/2019	169,401
USD	14,124,014	AUD	19,812,577	Citibank	17/7/2019	391,844
USD	103,981,960	AUD	145,059,120	JP Morgan	17/7/2019	3,440,949
USD	1,533,164	AUD	2,211,560	Bank of America Merrill Lynch	21/8/2019	( 1,250)
USD	4,841,350	AUD	6,894,440	Citibank	21/8/2019	57,883
USD	106,086,441	AUD	150,831,150	JP Morgan	21/8/2019	1,437,507
USD	6,285,459	BRL	24,329,000	Bank of America Merrill Lynch	19/6/2019	136,078
USD	3,641,921	BRL	14,178,000	Barclays Bank	19/6/2019	58,300
USD	3,738,777	BRL	14,679,000	Citibank	19/6/2019	28,523
USD	47,740,569	BRL	184,991,950	JP Morgan	19/6/2019	982,135
USD	1,635,535	BRL	6,462,000	UBS	19/6/2019	2,205
USD	61,065,770	BRL	236,232,930	Barclays Bank	17/7/2019	1,501,626
USD	2,839,011	BRL	11,255,000	Citibank	17/7/2019	1,157
USD	1,634,642	BRL	6,474,000	UBS	17/7/2019	2,278
USD	59,910,477	BRL	241,086,950	BNP Paribas	21/8/2019	( 699,464)
USD	1,274,231	BRL	5,055,000	Citibank	21/8/2019	3,389
USD	17,063,068	CAD	22,816,723	Bank of America Merrill Lynch	19/6/2019	192,301
USD	5,727,511	CAD	7,666,643	Citibank	19/6/2019	58,767
USD	11,819,958	CAD	15,822,000	HSBC	19/6/2019	121,114
USD	14,079,070	CAD	18,826,634	JP Morgan	19/6/2019	158,589
USD	7,115,977	CAD	9,547,627	Bank of America Merrill Lynch	17/7/2019	51,519
USD	2,279,887	CAD	3,066,000	Citibank	17/7/2019	11,305
USD	9,259,646	CAD	12,410,000	HSBC	17/7/2019	77,268
USD	3,803,282	CAD	5,100,373	JP Morgan	17/7/2019	29,427
USD	7,115,530	CAD	9,539,806	Bank of America Merrill Lynch	21/8/2019	51,450
USD	2,279,336	CAD	3,063,000	Citibank	21/8/2019	11,231
USD	3,803,022	CAD	5,096,194	JP Morgan	21/8/2019	29,368

通貨	買予約	通貨	売予約	取引相手	期日	未実現純評価益／(損) (米ドル)
USD	2,360,868	CHF	2,328,000	Bank of America Merrill Lynch	19/ 6 /2019	41,350
USD	9,502,121	CHF	9,465,000	BNP Paribas	19/ 6 /2019	71,605
USD	3,500,963	CHF	3,522,000	Goldman Sachs	19/ 6 /2019	( 8,205)
USD	3,803,557	CHF	3,865,000	JP Morgan	19/ 6 /2019	( 47,362)
USD	19,631,442	CHF	19,799,000	HSBC	21/ 8 /2019	( 211,928)
USD	3,499,752	CHF	3,500,000	Morgan Stanley	21/ 8 /2019	( 8,092)
USD	18,272,072	CLP	12,192,040,000	Bank of America Merrill Lynch	19/ 6 /2019	1,119,351
USD	25,849,553	CLP	17,192,496,000	Barclays Bank	19/ 6 /2019	1,661,797
USD	55,395,415	CLP	37,058,552,000	Citibank	19/ 6 /2019	3,258,528
USD	27,408,108	CLP	18,288,060,000	Deutsche Bank	19/ 6 /2019	1,679,026
USD	9,793,982	CLP	6,696,034,000	HSBC	19/ 6 /2019	373,474
USD	7,839,696	CLP	5,445,282,000	JP Morgan	19/ 6 /2019	178,845
USD	10,240,188	CLP	7,118,298,000	UBS	19/ 6 /2019	225,606
USD	124,760,008	CLP	82,753,313,000	Bank of America Merrill Lynch	17/ 7 /2019	8,384,865
USD	7,487,831	CLP	5,128,687,000	HSBC	17/ 7 /2019	275,411
USD	4,978,073	CLP	3,534,681,000	JP Morgan	17/ 7 /2019	7,287
USD	10,236,365	CLP	7,116,758,000	UBS	17/ 7 /2019	228,140
USD	7,488,219	CLP	5,129,240,000	HSBC	21/ 8 /2019	276,968
USD	116,249,235	CLP	79,553,427,000	JP Morgan	21/ 8 /2019	4,404,263
USD	10,236,805	CLP	7,117,568,000	UBS	21/ 8 /2019	230,144
USD	7,978,088	EUR	7,050,309	Bank of America Merrill Lynch	19/ 6 /2019	101,068
USD	2,252,084	EUR	2,012,618	Citibank	19/ 6 /2019	3,468
USD	61,855,805	EUR	54,574,328	JP Morgan	19/ 6 /2019	882,162
USD	30,540,454	EUR	26,879,341	Bank of America Merrill Lynch	17/ 7 /2019	438,246
USD	2,250,987	EUR	2,006,820	Citibank	17/ 7 /2019	3,548
USD	2,446,458	EUR	2,180,771	JP Morgan	17/ 7 /2019	4,211
USD	1,125,790	EUR	1,000,510	Bank of America Merrill Lynch	21/ 8 /2019	2,124
USD	2,250,878	EUR	2,001,021	Citibank	21/ 8 /2019	3,545
USD	27,685,226	EUR	24,512,131	HSBC	21/ 8 /2019	155,812
USD	2,446,369	EUR	2,174,469	JP Morgan	21/ 8 /2019	4,237
USD	4,055,950	GBP	3,098,478	Bank of America Merrill Lynch	19/ 6 /2019	151,952
USD	15,999,356	GBP	12,330,000	Citibank	19/ 6 /2019	463,887
USD	32,292,026	GBP	24,753,675	Deutsche Bank	19/ 6 /2019	1,103,060
USD	31,075,171	GBP	23,607,280	JP Morgan	19/ 6 /2019	1,330,632
USD	1,014,569	GBP	775,568	UBS	19/ 6 /2019	37,374
USD	4,054,764	GBP	3,093,058	Bank of America Merrill Lynch	17/ 7 /2019	152,032

通貨	買予約	通貨	売予約	取引相手	期日	未実現純評価益／(損) (米ドル)
USD	7,579,941	GBP	5,977,000	Citibank	17/7/2019	38,334
USD	22,794,168	GBP	17,467,048	Deutsche Bank	17/7/2019	754,750
USD	18,252,075	GBP	13,921,895	JP Morgan	17/7/2019	685,829
USD	4,054,880	GBP	3,088,012	Bank of America Merrill Lynch	21/8/2019	152,040
USD	7,580,077	GBP	5,967,000	Citibank	21/8/2019	38,575
USD	17,642,733	GBP	13,434,988	JP Morgan	21/8/2019	662,676
USD	15,069,103	HKD	117,981,000	HSBC	19/6/2019	22,784
USD	2,250,747	HUF	650,105,000	Bank of America Merrill Lynch	19/6/2019	13,290
USD	6,752,184	HUF	1,950,325,000	Barclays Bank	19/6/2019	39,780
USD	8,975,538	HUF	2,591,429,950	BNP Paribas	19/6/2019	56,654
USD	5,025,349	HUF	1,449,813,233	Deutsche Bank	19/6/2019	35,550
USD	106,272,584	HUF	29,646,862,650	Goldman Sachs	19/6/2019	4,237,438
USD	6,464,194	HUF	1,840,193,000	HSBC	19/6/2019	130,831
USD	3,759,226	HUF	1,084,444,762	JP Morgan	19/6/2019	26,909
USD	4,989,050	HUF	1,442,222,055	Societe Generale	19/6/2019	25,377
USD	2,250,281	HUF	648,621,000	Bank of America Merrill Lynch	17/7/2019	13,569
USD	6,750,416	HUF	1,945,860,000	Barclays Bank	17/7/2019	40,289
USD	3,738,528	HUF	1,091,837,285	BNP Paribas	17/7/2019	( 26,577)
USD	5,023,706	HUF	1,446,475,760	Deutsche Bank	17/7/2019	35,662
USD	3,760,947	HUF	1,070,079,000	HSBC	17/7/2019	70,874
USD	3,757,883	HUF	1,081,948,369	JP Morgan	17/7/2019	26,879
USD	103,571,531	HUF	29,369,564,587	Societe Generale	17/7/2019	2,293,175
USD	2,250,203	HUF	647,161,000	Bank of America Merrill Lynch	21/8/2019	13,390
USD	110,881,249	HUF	31,846,592,790	Barclays Bank	21/8/2019	808,377
USD	3,738,378	HUF	1,089,326,265	BNP Paribas	21/8/2019	( 26,711)
USD	5,023,709	HUF	1,443,211,007	Deutsche Bank	21/8/2019	35,471
USD	3,757,379	HUF	1,079,506,369	JP Morgan	21/8/2019	26,230
USD	1,674,383	HUF	481,060,359	Societe Generale	21/8/2019	11,671
USD	40,825,488	INR	2,854,314,000	HSBC	19/6/2019	( 38,966)
USD	6,833,109	INR	477,976,000	Morgan Stanley	19/6/2019	( 9,946)
USD	40,846,274	INR	2,868,062,000	HSBC	17/7/2019	( 73,711)
USD	6,829,452	INR	479,530,000	Morgan Stanley	17/7/2019	( 12,227)
USD	40,856,977	INR	2,883,522,000	HSBC	21/8/2019	( 104,276)
USD	6,829,392	INR	481,677,000	Morgan Stanley	21/8/2019	( 12,967)
USD	8,915,606	JPY	987,290,009	Bank of America Merrill Lynch	19/6/2019	( 169,212)
USD	37,518,410	JPY	4,118,634,297	Citibank	19/6/2019	( 380,325)
USD	4,724,355	JPY	518,787,991	Deutsche Bank	19/6/2019	( 49,414)
USD	2,601,654	JPY	285,346,000	Goldman Sachs	19/6/2019	( 24,035)



通貨	買予約	通貨	売予約	取引相手	期日	未実現純評価益／(損) (米ドル)
USD	47,444,758	JPY	5,243,002,130	HSBC	19/ 6 /2019	( 800,154)
USD	6,713,079	JPY	733,378,703	JP Morgan	19/ 6 /2019	( 35,305)
USD	2,895,948	JPY	321,708,000	Bank of America Merrill Lynch	17/ 7 /2019	( 70,997)
USD	15,483,887	JPY	1,689,735,552	Citibank	17/ 7 /2019	( 99,666)
USD	5,395,252	JPY	600,000,000	Goldman Sachs	17/ 7 /2019	( 138,237)
USD	6,857,499	JPY	762,883,000	HSBC	17/ 7 /2019	( 178,175)
USD	58,220,401	JPY	6,412,879,098	JP Morgan	17/ 7 /2019	( 922,251)
USD	15,484,754	JPY	1,685,331,210	Citibank	21/ 8 /2019	( 99,225)
USD	5,493,741	JPY	600,000,000	Goldman Sachs	21/ 8 /2019	( 54,360)
USD	68,571,698	JPY	7,514,564,140	JP Morgan	21/ 8 /2019	( 914,236)
USD	3,438,864	KRW	3,925,463,000	Bank of America Merrill Lynch	19/ 6 /2019	141,915
USD	124,156,812	KRW	140,389,119,680	BNP Paribas	19/ 6 /2019	6,245,681
USD	4,767,001	KRW	5,428,899,000	Citibank	19/ 6 /2019	207,334
USD	9,279,645	KRW	10,842,337,000	Credit Suisse	19/ 6 /2019	173,297
USD	19,490,467	KRW	22,832,612,000	Deutsche Bank	19/ 6 /2019	313,631
USD	20,822,783	KRW	24,126,811,000	HSBC	19/ 6 /2019	558,965
USD	28,553,677	KRW	33,985,418,000	JP Morgan	19/ 6 /2019	9,733
USD	17,963,685	KRW	20,297,502,000	Standard Chartered Bank	19/ 6 /2019	916,058
USD	3,437,413	KRW	3,920,369,000	Bank of America Merrill Lynch	17/ 7 /2019	141,465
USD	149,704,296	KRW	170,040,128,040	BNP Paribas	17/ 7 /2019	6,747,496
USD	9,277,559	KRW	10,829,695,000	Credit Suisse	17/ 7 /2019	172,776
USD	19,484,985	KRW	22,803,515,000	Deutsche Bank	17/ 7 /2019	313,525
USD	13,090,270	KRW	15,375,727,000	HSBC	17/ 7 /2019	163,528
USD	28,540,078	KRW	33,936,863,000	JP Morgan	17/ 7 /2019	8,546
USD	9,276,460	KRW	10,816,352,000	Credit Suisse	21/ 8 /2019	172,131
USD	9,231,334	KRW	10,914,206,000	Deutsche Bank	21/ 8 /2019	44,640
USD	13,091,035	KRW	15,357,048,000	HSBC	21/ 8 /2019	164,716
USD	192,317,672	KRW	224,629,915,230	JP Morgan	21/ 8 /2019	3,242,413
USD	5,046,889	MXN	97,779,031	Bank of America Merrill Lynch	19/ 6 /2019	95,659
USD	5,894,498	MXN	114,424,000	BNP Paribas	19/ 6 /2019	100,418
USD	4,000,470	MXN	76,591,000	Citibank	19/ 6 /2019	122,137
USD	1,283,603	MXN	24,539,000	HSBC	19/ 6 /2019	41,023
USD	7,196,079	MXN	141,313,000	JP Morgan	19/ 6 /2019	40,423
USD	2,955,436	MXN	57,338,969	UBS	19/ 6 /2019	51,966
USD	1,283,404	MXN	24,647,000	HSBC	17/ 7 /2019	41,345
USD	1,103,610	NOK	9,636,371	Bank of America Merrill Lynch	19/ 6 /2019	4,062
USD	3,341,540	NOK	29,177,629	Barclays Bank	19/ 6 /2019	12,260

通貨	買予約	通貨	売予約	取引相手	期日	未実現純評価益／(損) (米ドル)
USD	2,595,348	NOK	22,137,000	BNP Paribas	19/ 6 /2019	69,430
USD	25,650,625	NOK	219,273,000	Credit Suisse	19/ 6 /2019	630,723
USD	17,551,650	NOK	151,662,000	Deutsche Bank	19/ 6 /2019	246,427
USD	88,799,860	NOK	770,176,280	JP Morgan	19/ 6 /2019	919,752
USD	1,103,285	NOK	9,624,454	Bank of America Merrill Lynch	17/ 7 /2019	4,024
USD	3,340,583	NOK	29,141,546	Barclays Bank	17/ 7 /2019	12,172
USD	11,892,647	NOK	101,596,000	Credit Suisse	17/ 7 /2019	288,826
USD	17,546,171	NOK	151,473,000	Deutsche Bank	17/ 7 /2019	245,630
USD	100,936,730	NOK	859,743,730	JP Morgan	17/ 7 /2019	2,740,806
USD	1,103,314	NOK	9,614,275	Bank of America Merrill Lynch	21/ 8 /2019	4,064
USD	3,340,650	NOK	29,110,725	Barclays Bank	21/ 8 /2019	12,271
USD	102,006,181	NOK	884,383,390	Citibank	21/ 8 /2019	890,065
USD	9,447,001	NOK	82,295,000	Deutsche Bank	21/ 8 /2019	37,789
USD	16,885,481	NOK	146,972,000	JP Morgan	21/ 8 /2019	81,414
USD	24,078,019	NZD	36,268,434	Citibank	19/ 6 /2019	434,134
USD	4,673,140	NZD	6,752,566	HSBC	19/ 6 /2019	271,051
USD	11,056,903	NZD	16,590,000	JP Morgan	19/ 6 /2019	241,657
USD	16,405,169	NZD	25,103,000	Citibank	17/ 7 /2019	29,970
USD	11,052,873	NZD	16,575,000	JP Morgan	17/ 7 /2019	240,662
USD	16,406,008	NZD	25,085,000	Citibank	21/ 8 /2019	29,571
USD	5,768,090	PLN	21,931,000	Bank of America Merrill Lynch	19/ 6 /2019	57,398
USD	6,775,028	PLN	25,636,000	Citibank	19/ 6 /2019	99,577
USD	3,805,227	PLN	14,459,000	Credit Suisse	19/ 6 /2019	40,196
USD	36,337,307	PLN	137,615,560	HSBC	17/ 7 /2019	475,032
USD	7,253,413	PLN	27,656,690	HSBC	21/ 8 /2019	39,214
USD	4,898,475	RUB	314,776,000	Bank of America Merrill Lynch	19/ 6 /2019	94,426
USD	5,541,363	RUB	359,723,000	Citibank	19/ 6 /2019	51,342
USD	2,718,348	RUB	178,079,000	HSBC	19/ 6 /2019	542
USD	10,398,755	RUB	674,660,000	JP Morgan	19/ 6 /2019	102,228
USD	4,896,419	RUB	315,868,000	Bank of America Merrill Lynch	17/ 7 /2019	95,342
USD	3,924,451	RUB	255,417,000	Citibank	17/ 7 /2019	42,206
USD	2,717,070	RUB	178,718,000	HSBC	17/ 7 /2019	622
USD	10,396,501	RUB	677,263,000	JP Morgan	17/ 7 /2019	102,352
USD	2,716,750	RUB	179,550,000	HSBC	21/ 8 /2019	1,014
USD	10,395,646	RUB	680,426,000	JP Morgan	21/ 8 /2019	104,042
USD	70,152,126	SEK	655,747,000	Bank of America Merrill Lynch	19/ 6 /2019	1,251,405
USD	2,338,558	SEK	21,607,000	Barclays Bank	19/ 6 /2019	68,265

通貨	買予約	通貨	売予約	取引相手	期日	未実現純評価益／(損) (米ドル)
USD	4,848,938	SEK	45,025,000	Citibank	19/ 6 /2019	118,066
USD	16,437,772	SEK	154,226,000	Credit Suisse	19/ 6 /2019	232,921
USD	13,252,923	SEK	127,712,000	JP Morgan	19/ 6 /2019	( 166,047)
USD	8,396,858	SEK	80,210,000	Credit Suisse	17/ 7 /2019	( 48,921)
USD	13,248,701	SEK	127,394,000	JP Morgan	17/ 7 /2019	( 165,356)
USD	70,351,596	SEK	646,346,140	UBS	17/ 7 /2019	2,294,042
USD	8,395,964	SEK	79,996,000	Credit Suisse	21/ 8 /2019	( 48,812)
USD	32,628,755	SEK	310,732,640	JP Morgan	21/ 8 /2019	( 173,729)
USD	1,450,558	SGD	2,004,647	BNP Paribas	19/ 6 /2019	( 3,992)
USD	9,119,613	SGD	12,460,145	Citibank	19/ 6 /2019	78,664
USD	1,065,050	SGD	1,439,966	Deutsche Bank	19/ 6 /2019	20,226
USD	13,046,316	SGD	18,022,324	JP Morgan	19/ 6 /2019	( 30,491)
USD	20,335,483	SGD	27,918,918	Standard Chartered Bank	19/ 6 /2019	77,813
USD	1,450,056	SGD	2,003,239	BNP Paribas	17/ 7 /2019	( 4,014)
USD	9,116,693	SGD	12,450,268	Citibank	17/ 7 /2019	79,548
USD	1,064,776	SGD	1,438,848	Deutsche Bank	17/ 7 /2019	20,375
USD	13,042,018	SGD	18,009,671	JP Morgan	17/ 7 /2019	( 30,472)
USD	20,328,833	SGD	27,897,974	Standard Chartered Bank	17/ 7 /2019	78,824
USD	1,449,972	SGD	2,002,184	BNP Paribas	21/ 8 /2019	( 4,037)
USD	4,105,653	SGD	5,664,025	Citibank	21/ 8 /2019	( 7,627)
USD	13,041,605	SGD	18,000,180	JP Morgan	21/ 8 /2019	( 30,332)
USD	15,264,711	SGD	21,020,611	Standard Chartered Bank	21/ 8 /2019	( 699)
USD	16,774,320	THB	529,603,000	Citibank	19/ 6 /2019	34,079
USD	3,732,650	THB	118,325,000	HSBC	19/ 6 /2019	( 7,490)
USD	8,907,961	THB	281,832,000	Standard Chartered Bank	19/ 6 /2019	( 477)
USD	5,521,249	THB	173,704,000	Citibank	17/ 7 /2019	26,945
USD	5,522,132	THB	173,660,000	Citibank	21/ 8 /2019	24,893
USD	8,479,063	TWD	266,939,000	Barclays Bank	19/ 6 /2019	40,528
USD	118,988,997	TWD	3,666,170,000	BNP Paribas	19/ 6 /2019	3,093,212
USD	119,074,049	TWD	3,666,170,880	Citibank	19/ 6 /2019	3,178,236
USD	7,781,983	TWD	239,724,000	HSBC	19/ 6 /2019	203,775
USD	27,961,075	TWD	877,249,000	Standard Chartered Bank	19/ 6 /2019	229,283
USD	8,473,138	TWD	266,717,000	Barclays Bank	17/ 7 /2019	36,335
USD	269,197,317	TWD	8,292,638,830	Standard Chartered Bank	17/ 7 /2019	6,884,235
USD	8,471,843	TWD	266,458,000	Barclays Bank	21/ 8 /2019	32,301
USD	260,980,587	TWD	8,050,520,660	Standard Chartered Bank	21/ 8 /2019	5,995,912

通貨	買予約	通貨	売予約	取引相手	期日	未実現純評価益／(損) (米ドル)
USD	6,085,750	ZAR	87,513,008	Bank of America Merrill Lynch	19/ 6 /2019	120,257
USD	2,989,378	ZAR	43,771,554	Barclays Bank	19/ 6 /2019	5,606
USD	2,405,071	ZAR	34,808,684	BNP Paribas	19/ 6 /2019	32,270
USD	2,110,083	ZAR	30,585,754	JP Morgan	19/ 6 /2019	25,146
USD	5,886,609	ZAR	85,264,000	Standard Chartered Bank	19/ 6 /2019	74,424
USD	3,278,324	ZAR	46,985,000	Bank of America Merrill Lynch	17/ 7 /2019	86,429
USD	3,278,371	ZAR	47,185,000	Bank of America Merrill Lynch	21/ 8 /2019	86,459
ZAR	216,748,906	USD	14,900,612	Bank of America Merrill Lynch	19/ 6 /2019	( 125,505)
ZAR	608,296,730	USD	41,815,670	Barclays Bank	19/ 6 /2019	( 349,949)
ZAR	37,024,637	USD	2,592,062	BNP Paribas	19/ 6 /2019	( 68,206)
ZAR	20,216,457	USD	1,399,977	Standard Chartered Bank	19/ 6 /2019	( 21,883)
ZAR	185,514,200	USD	12,651,585	Bank of America Merrill Lynch	17/ 7 /2019	( 48,803)
ZAR	17,952,368	USD	1,242,757	BNP Paribas	17/ 7 /2019	( 23,175)
ZAR	343,210,690	USD	24,272,769	Citibank	17/ 7 /2019	( 956,981)
ZAR	19,187,000	USD	1,348,796	HSBC	17/ 7 /2019	( 45,340)
ZAR	20,277,432	USD	1,399,517	Standard Chartered Bank	17/ 7 /2019	( 21,983)
ZAR	471,101,556	USD	32,081,500	Bank of America Merrill Lynch	21/ 8 /2019	( 213,004)
ZAR	18,027,556	USD	1,242,714	BNP Paribas	21/ 8 /2019	( 23,208)
ZAR	20,365,639	USD	1,399,698	Standard Chartered Bank	21/ 8 /2019	( 22,029)
						67,519,154
<b>ヘッジを使用した豪ドル建投資証券クラス</b>						
AUD	1,890,993,140	USD	1,323,917,220	State Street Bank & Trust Company	14/ 6 /2019	(14,534,393)
USD	60,181,850	AUD	86,340,112	State Street Bank & Trust Company	14/ 6 /2019	397,255
						(14,137,138)
<b>ヘッジを使用したブラジル・リアル建投資証券クラス</b>						
BRL	61,907,801	USD	15,702,820	State Street Bank & Trust Company	4 / 6 /2019	( 33,926)
BRL	62,056,403	USD	15,333,927	State Street Bank & Trust Company	2 / 7 /2019	333,173
USD	15,333,927	BRL	61,907,801	State Street Bank & Trust Company	4 / 6 /2019	( 334,967)
USD	367,955	BRL	1,475,885	State Street Bank & Trust Company	2 / 7 /2019	( 4,655)
						( 40,375)

通貨	買予約	通貨	売予約	取引相手	期日	未実現純評価益／(損) (米ドル)
<b>ヘッジを使用したスイス・フラン建投資証券クラス</b>						
CHF	52,684,406	USD	52,145,749	State Street Bank & Trust Company	14/6/2019	321,117
USD	1,816,127	CHF	1,828,452	State Street Bank & Trust Company	14/6/2019	( 4,775)
						316,342
<b>ヘッジを使用したユーロ建投資証券クラス</b>						
EUR	624,940,808	USD	703,701,084	State Street Bank & Trust Company	14/6/2019	( 5,780,950)
USD	39,774,418	EUR	35,501,918	State Street Bank & Trust Company	14/6/2019	126,658
						( 5,654,292)
<b>ヘッジを使用した英ポンド建投資証券クラス</b>						
GBP	480,217,734	USD	626,066,376	State Street Bank & Trust Company	14/6/2019	(21,164,884)
USD	16,231,354	GBP	12,627,302	State Street Bank & Trust Company	14/6/2019	325,498
						(20,839,386)
<b>ヘッジを使用した日本円建投資証券クラス</b>						
JPY	59,404,405,037	USD	542,365,311	State Street Bank & Trust Company	14/6/2019	4,032,099
USD	13,446,097	JPY	1,474,727,064	State Street Bank & Trust Company	14/6/2019	( 118,335)
						3,913,764
<b>ヘッジを使用したニュージーランド・ドル建投資証券クラス</b>						
NZD	111,572,649	USD	73,661,616	State Street Bank & Trust Company	14/6/2019	( 934,133)
USD	3,119,883	NZD	4,739,795	State Street Bank & Trust Company	14/6/2019	30,297
						( 903,836)
<b>ヘッジを使用したスウェーデン・クローネ建投資証券クラス</b>						
SEK	42,283	USD	4,404	State Street Bank & Trust Company	14/6/2019	37
USD	258	SEK	2,470	State Street Bank & Trust Company	14/6/2019	( 2)
						35
合計(基礎となるエクスポージャー総額-12,022,474,427米ドル)						30,174,268

「インスティテューショナル・キャッシュ・シリーズplc インスティテューショナル・U Sトレジャリー・ファンド」は、2019年1月14日付けで「インスティテューショナル・キャッシュ・シリーズplc ブラックロック・I C S・U Sトレジャリー・ファンド」に名称変更されました。

<参考情報>

インスティテューショナル・キャッシュ・シリーズplc  
 インスティテューショナル・U Sトレジャリー・ファンドの運用状況について  
 (計算期間:2017年10月1日~2018年9月30日)

インスティテューショナル・キャッシュ・シリーズplc インスティテューショナル・U Sトレジャリー・ファンド(以下I C S インスティテューショナル・U Sトレジャリー・ファンド)はスタイル・アドバンテージ・マザー・ポートフォリオ(円)が投資対象とする外国投資証券で、決算は年1回(毎年9月末日)です。

よって入手可能な直前の計算期間(決算)である2018年9月30日現在の内容をご報告申し上げます。

投資対象ファンドの概要は以下の通りです。

I C S インスティテューショナル・U Sトレジャリー・ファンド	
形態	アイルランド籍(オープン・エンド型)会社型外国投資証券(米ドル建て)
投資目的および投資態度	ファンドは、流動性と元本の安定性を確保しつつ、安定的なインカム水準を追求します。ファンドは、米国短中期国債、米国政府によって発行されるその他債務権および現先取引に投資をします。現先取引の活用により流動性を確保します。
設定日	2008年9月28日
存続期間	無期限
主な投資対象	主としてファンドは、米国短中期国債、米国政府によって発行されるその他債務権および現先取引を主要投資対象とします。
主な投資制限	・同一発行体の譲渡性のある証券もしくは短期金融商品への投資は原則としてファンドの純資産総額の10%以下とします。 ・純資産総額の10%を超えて資金の借入れは行ないません。
管理報酬 その他費用	管理報酬、保管報酬および事務の処理に要する諸費用がファンドから差し引かれます。
決算日	年1回(原則として9月30日)に決算を行ないません。
収益分配方針	原則として、分配を行ないません。
申込手数料	ありません。
管理会社	ブラックロック・アセット・マネジメント・アイルランド・リミテッド
投資顧問会社	ブラックロック・キャピタル・マネジメント・インク
保管会社	J Pモルガン・バンク(アイルランド)ピー・エル・シー

インスティテューショナル・USトレジャリー・ファンド 2017年10月1日から2018年9月30日までの期間  
損益計算書

	2018年9月30日に 終了した会計年度	2017年9月30日に 終了した会計年度
	千米ドル	千米ドル
営業収益	156,737	39,613
損益を通じて公正価値で測定する金融資産に係る純利益	121	13,444
<b>投資収益合計</b>	<b>156,858</b>	<b>53,057</b>
営業費用	( 13,973)	(13,022)
<b>当期純営業利益</b>	<b>142,885</b>	<b>40,035</b>
<b>財務費用:</b>		
償還可能参加型投資証券保有者への分配金	(140,739)	(40,445)
<b>財務費用合計</b>	<b>(140,739)</b>	<b>(40,445)</b>
<b>当期純利益/(損失)</b>	<b>2,146</b>	<b>( 410)</b>
英文目論見書に記載されている評価方法に合わせるための調整	-	937
<b>運用による償還可能参加型投資証券保有者に帰属する純資産の増加</b>	<b>2,146</b>	<b>527</b>

本損益計算書に計上された損益以外で当会計年度に認識された損益はない。

インスティテューショナル・USトレジャリー・ファンド  
償還可能参加型投資証券保有者に帰属する純資産変動計算書

	2018年9月30日に 終了した会計年度	2017年9月30日に 終了した会計年度
	千米ドル	千米ドル
償還可能参加型投資証券保有者に帰属する期首純資産合計	8,000,953	7,669,294
運用による償還可能参加型投資証券保有者に帰属する純資産の増加	2,146	527
<b>投資証券取引:</b>		
償還可能参加型投資証券の発行による収入	53,241,104	34,031,228
償還可能参加型投資証券の買戻しによる支払	(49,970,976)	(33,711,534)
分配金再投資額	35,622	11,438
<b>投資証券取引による純資産の増加</b>	<b>3,305,750</b>	<b>331,132</b>
<b>償還可能参加型投資証券保有者に帰属する期末純資産合計</b>	<b>11,308,849</b>	<b>8,000,953</b>

## インスティテューショナル・USトレジャリー・ファンド

### 貸借対照表

	2018年9月30日現在	2017年9月30日現在
	千米ドル	千米ドル
<b>流動資産</b>		
現金	496,966	399,707
現金同等物	-	-
未収金	334,767	3,978
損益を通じて公正価値で測定する金融資産	10,495,544	7,604,478
<b>流動資産合計</b>	11,327,277	8,008,163
<b>流動負債</b>		
未払金	18,428	7,210
損益を通じて公正価値で測定する金融負債	-	-
<b>流動負債合計</b>	18,428	7,210
<b>償還可能参加型投資証券保有者に帰属する期末純資産価額</b>	11,308,849	8,000,953



インスティテューショナル・USトレジャリー・ファンド

投資有価証券明細表 2018年9月30日現在

保有高	通貨	銘柄	公正価値 (千米ドル)	純資産比率 (%)
<b>債券</b>				
<b>国債(2017年9月30日:44.11%)</b>				
<b>米国(2017年9月30日:44.11%)</b>				
175,000,000	USD	US Treasury, 0.88%, 15/10/2018	174,949	1.55
67,900,000	USD	US Treasury, 0.75%, 31/10/2018	67,822	0.60
31,235,000	USD	US Treasury, 1.25%, 31/10/2018	31,215	0.28
125,000,000	USD	US Treasury, 1.75%, 31/10/2018	124,972	1.10
3,375,000	USD	US Treasury, 1.38%, 31/12/2018	3,371	0.03
100,000,000	USD	US Treasury, 1.50%, 31/12/2018	99,923	0.88
31,570,000	USD	US Treasury, 1.13%, 15/01/2019	31,498	0.28
28,880,000	USD	US Treasury, 1.13%, 31/01/2019	28,801	0.25
84,305,000	USD	US Treasury, 1.25%, 31/01/2019	84,055	0.74
354,590,000	USD	US Treasury, 1.50%, 31/01/2019	353,760	3.13
130,360,000	USD	US Treasury, 0.75%, 15/02/2019	129,647	1.15
51,675,000	USD	US Treasury, 1.13%, 28/02/2019	51,438	0.45
44,960,000	USD	US Treasury, 1.38%, 28/02/2019	44,799	0.40
161,985,000	USD	US Treasury, 1.50%, 28/02/2019	161,482	1.43
67,000,000	USD	US Treasury, 1.25%, 31/03/2019	66,660	0.59
540,000,000	USD	US Treasury, FRN, 2.33%, 31/01/2019	540,367	4.78
847,690,000	USD	US Treasury, FRN, 2.26%, 30/04/2019	848,308	7.50
475,000,000	USD	US Treasury, FRN, 2.25%, 31/07/2019	475,402	4.20
82,100,000	USD	US Treasury Bill, 0.00%, 04/10/2018	82,087	0.72
20,510,000	USD	US Treasury Bill, 0.00%, 11/10/2018	20,499	0.18
121,500,000	USD	US Treasury Bill, 0.00%, 08/11/2018	121,242	1.07
90,375,000	USD	US Treasury Bill, 0.00%, 23/11/2018	90,104	0.80
157,500,000	USD	US Treasury Bill, 0.00%, 29/11/2018	156,963	1.39
331,450,000	USD	US Treasury Bill, 0.00%, 27/12/2018	329,734	2.91
175,000,000	USD	US Treasury Bill, 0.00%, 10/01/2019	173,969	1.54
66,275,000	USD	US Treasury Bill, 0.00%, 17/01/2019	65,850	0.58
311,625,000	USD	US Treasury Bill, 0.00%, 24/01/2019	309,467	2.74
100,000,000	USD	US Treasury Bill, 0.00%, 21/02/2019	99,132	0.88
50,980,000	USD	US Treasury Bill, 0.00%, 28/02/2019	50,511	0.45
14,320,000	USD	US Treasury Bill, 0.00%, 20/06/2019	14,083	0.12
58,825,000	USD	US Treasury Bill, 0.00%, 12/09/2019	57,434	0.51
		米国合計	4,889,544	43.23
		国債に対する投資合計	4,889,544	43.23
		債券に対する投資合計	4,889,544	43.23

保有高	通貨	取引相手	金利	期日	公正価値 (千米ドル)	純資産比率 (%)
<b>リバースレボ取引<sup>1</sup> (2017年9月30日:50.93%)</b>						
<b>フランス(2017年9月30日:1.37%)</b>						
110,000,000	USD	Natixis	2.23%	31/12/2018	110,000	0.97
フランス合計					110,000	0.97
<b>米国(2017年9月30日:49.56%)</b>						
621,000,000	USD	Bank of Nova Scotia	2.23%	01/10/2018	621,000	5.49
1,040,000,000	USD	BNP Paribas	2.24%	01/10/2018	1,040,000	9.20
50,000,000	USD	Citigroup	2.24%	01/10/2018	50,000	0.44
275,000,000	USD	Credit Agricole	2.24%	01/10/2018	275,000	2.43
600,000,000	USD	Credit Suisse	2.22%	01/10/2018	600,000	5.31
10,000,000	USD	HSBC	2.24%	01/10/2018	10,000	0.09
400,000,000	USD	Merrill Lynch	2.25%	01/10/2018	400,000	3.54
150,000,000	USD	Merrill Lynch	2.25%	01/10/2018	150,000	1.33
1,100,000,000	USD	Societe Generale	2.22%	01/10/2018	1,100,000	9.73
1,250,000,000	USD	TD Securities (USA)	2.25%	01/10/2018	1,250,000	11.05
米国合計					5,496,000	48.61
リバースレボ取引に対する投資合計					5,606,000	49.58
損益を通じて公正価値で測定する金融資産合計					10,495,544	92.81
現金					496,966	4.39
その他の資産および負債					316,339	2.80
<b>償還可能参加型投資証券保有者に帰属する純資産</b>					<b>11,308,849</b>	<b>100.00</b>
<b>資産合計額の内訳</b>						<b>資産合計に 対する割合 (%)</b>
公認の証券取引所に上場されている譲渡可能な有価証券合計					43.17	
その他の規制市場で取引されている譲渡可能な有価証券					49.49	
その他の資産					7.34	
<b>資産合計</b>					<b>100.00</b>	

<sup>1</sup> 担保として保有する有価証券は5,689,765,000米ドルであった。