

BLACKROCK FUNDS V

BlackRock Core Bond Portfolio
BlackRock Credit Strategies Income Fund
BlackRock Emerging Markets Bond Fund
BlackRock Emerging Markets Flexible Dynamic Bond Portfolio
BlackRock Emerging Markets Local Currency Bond Fund
BlackRock Floating Rate Income Portfolio
BlackRock GNMA Portfolio
BlackRock High Yield Bond Portfolio
BlackRock Inflation Protected Bond Portfolio
BlackRock Low Duration Bond Portfolio
BlackRock Strategic Income Opportunities Portfolio
BlackRock U.S. Government Bond Portfolio

(each, a “Fund” and collectively, the “Funds”)

**Supplement dated September 17, 2018
to the Summary Prospectuses, the Prospectuses and the Statement of Additional Information of each Fund,
each dated August 10, 2018, as supplemented to date**

On September 17, 2018 (the “Closing Date”), each Fund acquired the assets, subject to the liabilities, of the corresponding series of BlackRock Funds II (each, a “Predecessor Fund”) set forth in the table below through a tax-free reorganization (each, a “Reorganization”):

| Fund, each a series of BlackRock Funds V | Corresponding Predecessor Fund, each a series of BlackRock Funds II |
|--|--|
| BlackRock Core Bond Portfolio | BlackRock Core Bond Portfolio |
| BlackRock Credit Strategies Income Fund | BlackRock Credit Strategies Income Fund |
| BlackRock Emerging Markets Bond Fund | BlackRock Emerging Markets Bond Fund |
| BlackRock Emerging Markets Flexible Dynamic Bond Portfolio | BlackRock Emerging Markets Flexible Dynamic Bond Portfolio |
| BlackRock Emerging Markets Local Currency Bond Fund | BlackRock Emerging Markets Local Currency Bond Fund |
| BlackRock Floating Rate Income Portfolio | BlackRock Floating Rate Income Portfolio |
| BlackRock GNMA Portfolio | BlackRock GNMA Portfolio |
| BlackRock High Yield Bond Portfolio | BlackRock High Yield Bond Portfolio |
| BlackRock Inflation Protected Bond Portfolio | BlackRock Inflation Protected Bond Portfolio |
| BlackRock Low Duration Bond Portfolio | BlackRock Low Duration Bond Portfolio |
| BlackRock Strategic Income Opportunities Portfolio | BlackRock Strategic Income Opportunities Portfolio |
| BlackRock U.S. Government Bond Portfolio | BlackRock U.S. Government Bond Portfolio |

As a result of each Reorganization, shareholders of the applicable Predecessor Fund received shares of the corresponding Fund of the same class and with the same aggregate net asset value as their shares held in the Predecessor Fund as of the Closing Date. Each Predecessor Fund is the accounting survivor of its Reorganization, which means the corresponding Fund adopted the performance and financial history of such Predecessor Fund as of the Closing Date.

Shareholders should retain this Supplement for future reference.

PROSPECTUS

BLACKROCK®

BlackRock Funds V | Investor, Institutional and Class R Shares

▶ **BlackRock High Yield Bond Portfolio**

Investor A: BHYAX • Investor C: BHYCX • Institutional: BHYIX • Class R: BHYRX

▶ **BlackRock Low Duration Bond Portfolio**

Investor A: BLDAX • Investor C: BLDCX • Institutional: BFMSX • Class R: BLDPX

▶ **BlackRock Core Bond Portfolio**

Investor A: BCBAx • Investor C: BCBCX • Institutional: BFMCX • Class R: BCBRX

This Prospectus contains information you should know before investing, including information about risks. Please read it before you invest and keep it for future reference.

The Securities and Exchange Commission and the Commodity Futures Trading Commission have not approved or disapproved these securities or passed upon the adequacy of this Prospectus. Any representation to the contrary is a criminal offense.

Not FDIC Insured • May Lose Value • No Bank Guarantee

Table of Contents

| | | |
|--|--|-------------------|
| Fund Overview | <i>Key facts and details about the Funds listed in this prospectus, including investment objectives, principal investment strategies, principal risk factors, fee and expense information and historical performance information</i> | |
| | <i>Key Facts About BlackRock High Yield Bond Portfolio</i> | 3 |
| | <i>Key Facts About BlackRock Low Duration Bond Portfolio</i> | 12 |
| | <i>Key Facts About BlackRock Core Bond Portfolio</i> | 20 |
| Details About the Funds | <i>How Each Fund Invests</i> | 28 |
| | <i>Investment Risks</i> | 31 |
| Account Information | <i>Information about account services, sales charges and waivers, shareholder transactions, and distributions and other payments</i> | |
| | <i>How to Choose the Share Class that Best Suits Your Needs</i> | 41 |
| | <i>Details About the Share Classes</i> | 44 |
| | <i>Distribution and Shareholder Servicing Payments</i> | 49 |
| | <i>How to Buy, Sell, Exchange and Transfer Shares</i> | 50 |
| | <i>Account Services and Privileges</i> | 56 |
| | <i>Funds' Rights</i> | 57 |
| | <i>Participation in Fee-Based Programs</i> | 57 |
| | <i>Short-Term Trading Policy</i> | 58 |
| Management of the Funds | <i>Information about BlackRock and the Portfolio Managers</i> | |
| | <i>BlackRock</i> | 59 |
| | <i>Portfolio Manager Information</i> | 62 |
| | <i>Conflicts of Interest</i> | 63 |
| | <i>Valuation of Fund Investments</i> | 64 |
| | <i>Dividends, Distributions and Taxes</i> | 65 |
| Financial Highlights | <i>Financial Performance of the Funds</i> | 67 |
| General Information | <i>Shareholder Documents</i> | 79 |
| | <i>Certain Fund Policies</i> | 79 |
| | <i>Statement of Additional Information</i> | 80 |
| Glossary | <i>Glossary of Investment Terms</i> | 81 |
| Intermediary-Defined Sales Charge Waiver Policies | <i>Intermediary-Defined Sales Charge Waiver Policies</i> | A-1 |
| For More Information | <i>Funds and Service Providers</i> | Inside Back Cover |
| | <i>Additional Information</i> | Back Cover |

Fund Overview

Key Facts About BlackRock High Yield Bond Portfolio

Investment Objective

The investment objective of the BlackRock High Yield Bond Portfolio (the “High Yield Fund” or the “Fund”) is to seek to maximize total return, consistent with income generation and prudent investment management.

Fees and Expenses of the Fund

This table describes the fees and expenses that you may pay if you buy and hold shares of the Fund. You may qualify for sales charge discounts if you and your family invest, or agree to invest in the future, at least \$25,000 in the fund complex advised by BlackRock Advisors, LLC (“BlackRock”) or its affiliates. More information about these and other discounts is available from your financial professional or your selected securities dealer, broker, investment adviser, service provider or industry professional (including BlackRock, The PNC Financial Services Group, Inc. (“PNC”) and their respective affiliates) (each a “Financial Intermediary”) and in the “Details About the Share Classes” and the “Intermediary-Defined Sales Charge Waiver Policies” sections on pages 43 and A-1, respectively, of the Fund’s prospectus and in the “Purchase of Shares” section on page II-73 of Part II of the Fund’s Statement of Additional Information.

| Shareholder Fees (fees paid directly from your investment) | Investor A Shares | Investor C Shares | Institutional Shares | Class R Shares |
|---|------------------------------|------------------------------|---------------------------------|---------------------------|
| Maximum Sales Charge (Load) Imposed on Purchases (as percentage of offering price) | 4.00% | None | None | None |
| Maximum Deferred Sales Charge (Load) (as percentage of offering price or redemption proceeds, whichever is lower) | None ¹ | 1.00% ² | None | None |
| Annual Fund Operating Expenses (expenses that you pay each year as a percentage of the value of your investment) | Investor A Shares | Investor C Shares | Institutional Shares | Class R Shares |
| Management Fee ^{3,4} | 0.41% | 0.41% | 0.41% | 0.41% |
| Distribution and/or Service (12b-1) Fees | 0.25% | 1.00% | None | 0.50% |
| Other Expenses ⁵ | 0.32% | 0.28% | 0.21% | 0.35% |
| Interest Expense | 0.01% | 0.01% | 0.01% | 0.01% |
| Other Expenses of the Fund | 0.31% | 0.27% | 0.20% | 0.34% |
| Acquired Fund Fees and Expenses ^{5,6} | 0.01% | 0.01% | 0.01% | 0.01% |
| Total Annual Fund Operating Expenses ⁶ | 0.99% | 1.70% | 0.63% | 1.27% |
| Fee Waivers and/or Expense Reimbursements ^{3,7} | (0.05)% | — | — | — |
| Total Annual Fund Operating Expenses After Fee Waivers and/or Expense Reimbursements ^{3,7} | 0.94% | 1.70% | 0.63% | 1.27% |

¹ A contingent deferred sales charge (“CDSC”) of 0.75% is assessed on certain redemptions of Investor A Shares made within 18 months after purchase where no initial sales charge was paid at the time of purchase as part of an investment of \$1,000,000 or more.

² There is no CDSC on Investor C Shares after one year.

³ As described in the “Management of the Funds” section of the Fund’s prospectus beginning on page 58, BlackRock has contractually agreed to waive the management fee with respect to any portion of the Fund’s assets estimated to be attributable to investments in other equity and fixed-income mutual funds and exchange-traded funds managed by BlackRock or its affiliates that have a contractual management fee, through January 31, 2020. The contractual agreement may be terminated upon 90 days’ notice by a majority of the non-interested trustees of BlackRock Funds V (the “Trust”) or by a vote of a majority of the outstanding voting securities of the Fund.

⁴ Management Fee is based on the management fee rate of the Predecessor Fund (defined below).

⁵ Other Expenses and Acquired Fund Fees and Expenses are based on estimated amounts for the current fiscal year, which are based on the expenses of the Predecessor Fund for its most recent fiscal year.

⁶ The Total Annual Fund Operating Expenses do not correlate to the ratios of expenses to average net assets given in the Predecessor Fund’s most recent Annual Report, which do not include Acquired Fund Fees and Expenses.

⁷ As described in the “Management of the Funds” section of the Fund’s prospectus beginning on page 58, BlackRock has contractually agreed to waive and/or reimburse fees or expenses in order to limit Total Annual Fund Operating Expenses After Fee Waivers and/or Expense Reimbursements (excluding Dividend Expense, Interest Expense, Acquired Fund Fees and Expenses and certain other Fund expenses) to 0.92% (for Investor A Shares), 1.72% (for Investor C Shares), 0.67% (for Institutional Shares) and 1.28% (for Class R Shares) of average daily net assets through January 31, 2020. The Fund may have to repay some of these waivers and/or reimbursements to BlackRock in the two years following such waivers and/or reimbursements. The contractual agreement may be terminated upon 90 days’ notice by a majority of the non-interested trustees of the Trust or by a vote of a majority of the outstanding voting securities of the Fund.

Example:

This Example is intended to help you compare the cost of investing in the Fund with the cost of investing in other mutual funds. The Example assumes that you invest \$10,000 in the Fund for the time periods indicated and then redeem all of your shares at the end of those periods. The Example also assumes that your investment has a 5% return each year and that the Fund's operating expenses remain the same. Although your actual costs may be higher or lower, based on these assumptions your costs would be:

| | 1 Year | 3 Years | 5 Years | 10 Years |
|----------------------|---------------|----------------|----------------|-----------------|
| Investor A Shares | \$492 | \$698 | \$921 | \$1,560 |
| Investor C Shares | \$273 | \$536 | \$923 | \$2,009 |
| Institutional Shares | \$ 64 | \$202 | \$351 | \$ 786 |
| Class R Shares | \$129 | \$403 | \$697 | \$1,534 |

You would pay the following expenses if you did not redeem your shares:

| | 1 Year | 3 Years | 5 Years | 10 Years |
|-------------------|---------------|----------------|----------------|-----------------|
| Investor C Shares | \$173 | \$536 | \$923 | \$2,009 |

Portfolio Turnover:

The Fund pays transaction costs, such as commissions, when it buys and sells securities (or "turns over" its portfolio). A higher portfolio turnover rate may indicate higher transaction costs and may result in higher taxes when shares are held in a taxable account. These costs, which are not reflected in annual fund operating expenses or in the Example, affect the Fund's performance.

The Fund has not commenced operations as of the date of this prospectus, but it is expected that BlackRock High Yield Bond Portfolio, a series of BlackRock Funds II (the "Predecessor Fund"), will be reorganized into the Fund. During the most recent fiscal year, the Predecessor Fund's portfolio turnover rate was 86% of the average value of its portfolio.

Principal Investment Strategies of the Fund

The High Yield Fund invests primarily in non-investment grade bonds with maturities of ten years or less. The High Yield Fund normally invests at least 80% of its assets in high yield bonds. The high yield securities (commonly called "junk bonds") acquired by the High Yield Fund will generally be in the lower rating categories of the major rating agencies (BB or lower by S&P Global Ratings or Fitch Ratings, Inc. or Ba or lower by Moody's Investor Services) or will be determined by the High Yield Fund management team to be of similar quality. Split rated bonds will be considered to have the higher credit rating. The Fund may invest up to 30% of its assets in non-dollar denominated bonds of issuers located outside of the United States. The High Yield Fund's investment in non-dollar denominated bonds may be on a currency hedged or unhedged basis. The Fund may also invest in convertible and preferred securities. Convertible debt securities will be counted toward the Fund's 80% policy to the extent they have characteristics similar to the securities included within that policy.

To add additional diversification, the management team can invest in a wide range of securities including corporate bonds, mezzanine investments, collateralized bond obligations, bank loans and mortgage-backed and asset-backed securities. The High Yield Fund can also invest, to the extent consistent with its investment objective, in non-U.S. and emerging market securities and currencies. The High Yield Fund may invest in securities of any rating, and may invest up to 10% of its assets (measured at the time of investment) in distressed securities that are in default or the issuers of which are in bankruptcy.

The High Yield Fund may buy or sell options or futures on a security or an index of securities, or enter into credit default swaps and interest rate or foreign currency transactions, including swaps (collectively, commonly known as derivatives). The Fund may use derivative instruments to hedge its investments or to seek to enhance returns. The High Yield Fund may seek to obtain market exposure to the securities in which it primarily invests by entering into a series of purchase and sale contracts or by using other investment techniques (such as reverse repurchase agreements or dollar rolls).

The High Yield Fund may engage in active and frequent trading of portfolio securities to achieve its principal investment strategies.

Principal Risks of Investing in the Fund

Risk is inherent in all investing. The value of your investment in the Fund, as well as the amount of return you receive on your investment, may fluctuate significantly from day to day and over time. You may lose part or all of your investment in the Fund or your investment may not perform as well as other similar investments. The following is a summary description of principal risks of investing in the Fund.

- **Bank Loan Risk** — The market for bank loans may not be highly liquid and the Fund may have difficulty selling them. These investments expose the Fund to the credit risk of both the financial institution and the underlying borrower.
- **Collateralized Bond Obligation Risk** — The pool of high yield securities underlying collateralized bond obligations is typically separated into groupings called tranches representing different degrees of credit quality. The higher quality tranches have greater degrees of protection and pay lower interest rates. The lower tranches, with greater risk, pay higher interest rates.
- **Convertible Securities Risk** — The market value of a convertible security performs like that of a regular debt security; that is, if market interest rates rise, the value of a convertible security usually falls. In addition, convertible securities are subject to the risk that the issuer will not be able to pay interest or dividends when due, and their market value may change based on changes in the issuer's credit rating or the market's perception of the issuer's creditworthiness. Since it derives a portion of its value from the common stock into which it may be converted, a convertible security is also subject to the same types of market and issuer risks that apply to the underlying common stock.
- **Debt Securities Risk** — Debt securities, such as bonds, involve interest rate risk, credit risk, extension risk, and prepayment risk, among other things.

Interest Rate Risk — The market value of bonds and other fixed-income securities changes in response to interest rate changes and other factors. Interest rate risk is the risk that prices of bonds and other fixed-income securities will increase as interest rates fall and decrease as interest rates rise. The Fund may be subject to a greater risk of rising interest rates due to the current period of historically low rates. For example, if interest rates increase by 1%, assuming a current portfolio duration of ten years, and all other factors being equal, the value of the Fund's investments would be expected to decrease by 10%. The magnitude of these fluctuations in the market price of bonds and other fixed-income securities is generally greater for those securities with longer maturities. Fluctuations in the market price of the Fund's investments will not affect interest income derived from instruments already owned by the Fund, but will be reflected in the Fund's net asset value. The Fund may lose money if short-term or long-term interest rates rise sharply in a manner not anticipated by Fund management. To the extent the Fund invests in debt securities that may be prepaid at the option of the obligor (such as mortgage-backed securities), the sensitivity of such securities to changes in interest rates may increase (to the detriment of the Fund) when interest rates rise. Moreover, because rates on certain floating rate debt securities typically reset only periodically, changes in prevailing interest rates (and particularly sudden and significant changes) can be expected to cause some fluctuations in the net asset value of the Fund to the extent that it invests in floating rate debt securities. These basic principles of bond prices also apply to U.S. Government securities. A security backed by the "full faith and credit" of the U.S. Government is guaranteed only as to its stated interest rate and face value at maturity, not its current market price. Just like other fixed-income securities, government-guaranteed securities will fluctuate in value when interest rates change. A general rise in interest rates has the potential to cause investors to move out of fixed-income securities on a large scale, which may increase redemptions from funds that hold large amounts of fixed-income securities. Heavy redemptions could cause the Fund to sell assets at inopportune times or at a loss or depressed value and could hurt the Fund's performance.

Credit Risk — Credit risk refers to the possibility that the issuer of a debt security (i.e., the borrower) will not be able to make payments of interest and principal when due. Changes in an issuer's credit rating or the market's perception of an issuer's creditworthiness may also affect the value of the Fund's investment in that issuer. The degree of credit risk depends on both the financial condition of the issuer and the terms of the obligation.

Extension Risk — When interest rates rise, certain obligations will be paid off by the obligor more slowly than anticipated, causing the value of these obligations to fall.

Prepayment Risk — When interest rates fall, certain obligations will be paid off by the obligor more quickly than originally anticipated, and the Fund may have to invest the proceeds in securities with lower yields.

- **Derivatives Risk** — The Fund's use of derivatives may increase its costs, reduce the Fund's returns and/or increase volatility. Derivatives involve significant risks, including:

Volatility Risk — Volatility is defined as the characteristic of a security, an index or a market to fluctuate significantly in price within a short time period. A risk of the Fund's use of derivatives is that the fluctuations in their values may not correlate with the overall securities markets.

Counterparty Risk — Derivatives are also subject to counterparty risk, which is the risk that the other party in the transaction will not fulfill its contractual obligation.

Market and Liquidity Risk — The possible lack of a liquid secondary market for derivatives and the resulting inability of the Fund to sell or otherwise close a derivatives position could expose the Fund to losses and could make derivatives more difficult for the Fund to value accurately.

Valuation Risk — Valuation may be more difficult in times of market turmoil since many investors and market makers may be reluctant to purchase complex instruments or quote prices for them.

Hedging Risk — Hedges are sometimes subject to imperfect matching between the derivative and the underlying security, and there can be no assurance that the Fund's hedging transactions will be effective. The use of hedging may result in certain adverse tax consequences.

Tax Risk — Certain aspects of the tax treatment of derivative instruments, including swap agreements and commodity-linked derivative instruments, are currently unclear and may be affected by changes in legislation, regulations or other legally binding authority. Such treatment may be less favorable than that given to a direct investment in an underlying asset and may adversely affect the timing, character and amount of income the Fund realizes from its investments.

Regulatory Risk — Derivative contracts, including, without limitation, swaps, currency forwards and non-deliverable forwards, are subject to regulation under the Dodd-Frank Wall Street Reform and Consumer Protection Act ("Dodd Frank Act") in the United States and under comparable regimes in Europe, Asia and other non-U.S. jurisdictions. Under the Dodd-Frank Act, certain derivatives are subject to margin requirements and swap dealers are required to collect margin from the Fund with respect to such derivatives. Specifically, regulations are now in effect that require swap dealers to post and collect variation margin (comprised of specified liquid instruments and subject to a required haircut) in connection with trading of over-the-counter ("OTC") swaps with the Fund. Shares of investment companies (other than certain money market funds) may not be posted as collateral under these regulations. Requirements for posting of initial margin in connection with OTC swaps will be phased-in through 2020. In addition, regulations adopted by prudential regulators that will begin to take effect in 2019 will require certain bank-regulated counterparties and certain of their affiliates to include in certain financial contracts, including many derivatives contracts, terms that delay or restrict the rights of counterparties, such as the Fund, to terminate such contracts, foreclose upon collateral, exercise other default rights or restrict transfers of credit support in the event that the counterparty and/or its affiliates are subject to certain types of resolution or insolvency proceedings. The implementation of these requirements with respect to derivatives, as well as regulations under the Dodd-Frank Act regarding clearing, mandatory trading and margining of other derivatives, may increase the costs and risks to the Fund of trading in these instruments and, as a result, may affect returns to investors in the Fund.

- **Distressed Securities Risk** — Distressed securities are speculative and involve substantial risks in addition to the risks of investing in junk bonds. The Fund will generally not receive interest payments on the distressed securities and may incur costs to protect its investment. In addition, distressed securities involve the substantial risk that principal will not be repaid. These securities may present a substantial risk of default or may be in default at the time of investment. The Fund may incur additional expenses to the extent it is required to seek recovery upon a default in the payment of principal or interest on its portfolio holdings. In any reorganization or liquidation proceeding relating to a portfolio company, the Fund may lose its entire investment or may be required to accept cash or securities with a value less than its original investment. Distressed securities and any securities received in an exchange for such securities may be subject to restrictions on resale.
- **Dollar Rolls Risk** — Dollar rolls involve the risk that the market value of the securities that the Fund is committed to buy may decline below the price of the securities the Fund has sold. These transactions may involve leverage.
- **Emerging Markets Risk** — Emerging markets are riskier than more developed markets because they tend to develop unevenly and may never fully develop. Investments in emerging markets may be considered speculative. Emerging markets are more likely to experience hyperinflation and currency devaluations, which adversely affect returns to U.S. investors. In addition, many emerging securities markets have far lower trading volumes and less liquidity than developed markets.
- **Foreign Securities Risk** — Foreign investments often involve special risks not present in U.S. investments that can increase the chances that the Fund will lose money. These risks include:
 - The Fund generally holds its foreign securities and cash in foreign banks and securities depositories, which may be recently organized or new to the foreign custody business and may be subject to only limited or no regulatory oversight.
 - Changes in foreign currency exchange rates can affect the value of the Fund's portfolio.
 - The economies of certain foreign markets may not compare favorably with the economy of the United States with respect to such issues as growth of gross national product, reinvestment of capital, resources and balance of payments position.

- The governments of certain countries may prohibit or impose substantial restrictions on foreign investments in their capital markets or in certain industries.
- Many foreign governments do not supervise and regulate stock exchanges, brokers and the sale of securities to the same extent as does the United States and may not have laws to protect investors that are comparable to U.S. securities laws.
- Settlement and clearance procedures in certain foreign markets may result in delays in payment for or delivery of securities not typically associated with settlement and clearance of U.S. investments.
- The European financial markets have recently experienced volatility and adverse trends due to concerns about economic downturns in, or rising government debt levels of, several European countries. These events may spread to other countries in Europe. These events may affect the value and liquidity of certain of the Fund's investments.
- **Junk Bonds Risk** — Although junk bonds generally pay higher rates of interest than investment grade bonds, junk bonds are high risk investments that are considered speculative and may cause income and principal losses for the Fund.
- **Leverage Risk** — Some transactions may give rise to a form of economic leverage. These transactions may include, among others, derivatives, and may expose the Fund to greater risk and increase its costs. The use of leverage may cause the Fund to liquidate portfolio positions when it may not be advantageous to do so to satisfy its obligations or to meet any required asset segregation requirements. Increases and decreases in the value of the Fund's portfolio will be magnified when the Fund uses leverage.
- **Liquidity Risk** — Liquidity risk exists when particular investments are difficult to purchase or sell. The Fund's investments in illiquid securities may reduce the returns of the Fund because it may be difficult to sell the illiquid securities at an advantageous time or price. To the extent that the Fund's principal investment strategies involve derivatives or securities with substantial market and/or credit risk, the Fund will tend to have the greatest exposure to liquidity risk. Liquidity risk may be the result of, among other things, the reduced number and capacity of traditional market participants to make a market in fixed-income securities or the lack of an active market. Liquid investments may become illiquid or less liquid after purchase by the Fund, particularly during periods of market turmoil. Illiquid and relatively less liquid investments may be harder to value, especially in changing markets, and if the Fund is forced to sell these investments to meet redemption requests or for other cash needs, the Fund may suffer a loss. This may be magnified in a rising interest rate environment or other circumstances where investor redemptions from fixed-income mutual funds may be higher than normal. In addition, when there is illiquidity in the market for certain securities, the Fund, due to limitations on illiquid investments, may be subject to purchase and sale restrictions.
- **Market Risk and Selection Risk** — Market risk is the risk that one or more markets in which the Fund invests will go down in value, including the possibility that the markets will go down sharply and unpredictably. Selection risk is the risk that the securities selected by Fund management will underperform the markets, the relevant indices or the securities selected by other funds with similar investment objectives and investment strategies. This means you may lose money.
- **Mezzanine Securities Risk** — Mezzanine securities carry the risk that the issuer will not be able to meet its obligations and that the equity securities purchased with the mezzanine investments may lose value.
- **Mortgage- and Asset-Backed Securities Risks** — Mortgage- and asset-backed securities represent interests in "pools" of mortgages or other assets, including consumer loans or receivables held in trust. Mortgage- and asset-backed securities are subject to credit, interest rate, prepayment and extension risks. These securities also are subject to risk of default on the underlying mortgage or asset, particularly during periods of economic downturn. Small movements in interest rates (both increases and decreases) may quickly and significantly reduce the value of certain mortgage-backed securities.
- **Preferred Securities Risk** — Preferred securities may pay fixed or adjustable rates of return. Preferred securities are subject to issuer-specific and market risks applicable generally to equity securities. In addition, a company's preferred securities generally pay dividends only after the company makes required payments to holders of its bonds and other debt. For this reason, the value of preferred securities will usually react more strongly than bonds and other debt to actual or perceived changes in the company's financial condition or prospects. Preferred securities of smaller companies may be more vulnerable to adverse developments than preferred stock of larger companies.
- **Repurchase Agreements and Purchase and Sale Contracts Risk** — If the other party to a repurchase agreement or purchase and sale contract defaults on its obligation under the agreement, the Fund may suffer delays and incur costs or lose money in exercising its rights under the agreement. If the seller fails to repurchase the security in either situation and the market value of the security declines, the Fund may lose money.

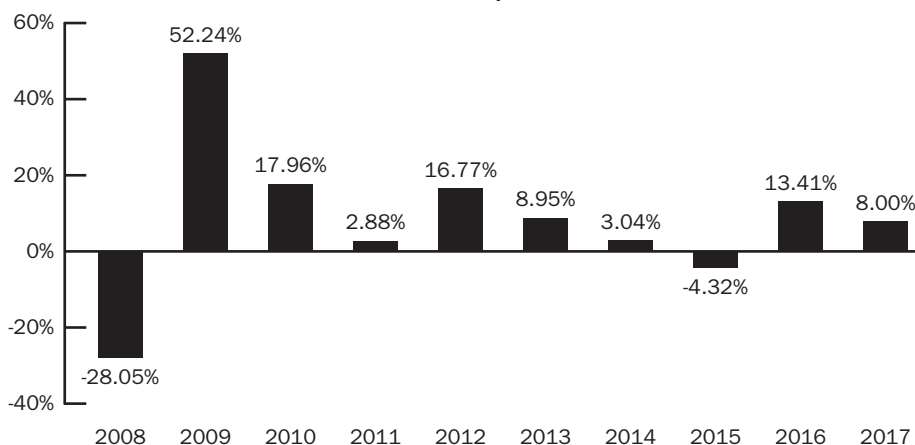
■ **Reverse Repurchase Agreements Risk** — Reverse repurchase agreements involve the sale of securities held by the Fund with an agreement to repurchase the securities at an agreed-upon price, date and interest payment. Reverse repurchase agreements involve the risk that the other party may fail to return the securities in a timely manner or at all. The Fund could lose money if it is unable to recover the securities and the value of the collateral held by the Fund, including the value of the investments made with cash collateral, is less than the value of the securities. These events could also trigger adverse tax consequences to the Fund.

Performance Information

The Fund has not commenced operations as of the date of this prospectus. The returns presented for the Fund reflect the performance of the Predecessor Fund. It is anticipated that on or about September 17, 2018, the Fund will acquire all of the assets, subject to the liabilities, of the Predecessor Fund through a tax-free reorganization (the “Reorganization”). As a result of the Reorganization, the Fund will adopt the performance and financial history of the Predecessor Fund. The Reorganization is being consummated in connection with a potential reconfiguration of the existing fund complexes overseen by the boards of directors/trustees of the BlackRock-advised funds. The Fund has the same investment objectives, strategies and policies, portfolio management team and contractual arrangements, including the same contractual fees and expenses, as the Predecessor Fund. As a result, the performance of the Fund would have been substantially similar to that of the Predecessor Fund.

The information shows you how the Predecessor Fund’s performance has varied year by year and provides some indication of the risks of investing in the Fund. The table compares the Predecessor Fund’s performance to that of the Bloomberg Barclays U.S. Corporate High Yield 2% Issuer Capped Index. To the extent that dividends and distributions have been paid by the Predecessor Fund, the performance information for the Predecessor Fund in the chart and table assumes reinvestment of the dividends and distributions. As with all such investments, past performance (before and after taxes) is not an indication of future results. Sales charges are not reflected in the bar chart. If they were, returns would be less than those shown. However, the table includes all applicable fees and sales charges. If the Predecessor Fund’s investment manager and its affiliates had not waived or reimbursed certain Predecessor Fund expenses during these periods, the Predecessor Fund’s returns would have been lower. Updated information on the Fund’s performance, including its current net asset value, can be obtained by visiting <http://www.blackrock.com> or can be obtained by phone at (800) 882-0052.

Investor A Shares
ANNUAL TOTAL RETURNS
BlackRock High Yield Bond Portfolio
As of 12/31



During the ten-year period shown in the bar chart, the highest return for a quarter was 17.28% (quarter ended June 30, 2009) and the lowest return for a quarter was -20.87% (quarter ended December 31, 2008). The year-to-date return as of June 30, 2018 was 0.11%.

As of 12/31/17

Average Annual Total Returns

| | 1 Year | 5 Years | 10 Years |
|--|--------|---------|----------|
| BlackRock High Yield Bond Portfolio — Investor A Shares | | | |
| Return Before Taxes | 3.68% | 4.78% | 6.96% |
| Return After Taxes on Distributions | 1.27% | 2.09% | 4.13% |
| Return After Taxes on Distributions and Sale of Fund Shares | 2.07% | 2.42% | 4.14% |
| BlackRock High Yield Bond Portfolio — Investor C Shares | | | |
| Return Before Taxes | 6.07% | 4.87% | 6.60% |
| BlackRock High Yield Bond Portfolio — Institutional Shares | | | |
| Return Before Taxes | 8.20% | 5.97% | 7.75% |
| BlackRock High Yield Bond Portfolio — Class R Shares | | | |
| Return Before Taxes | 7.53% | 5.33% | 7.09% |
| Bloomberg Barclays U.S. Corporate High Yield 2% Issuer Capped Index (Reflects no deduction for fees, expenses or taxes) | 7.50% | 5.78% | 8.09% |

After-tax returns are calculated using the historical highest individual federal marginal income tax rates and do not reflect the impact of state and local taxes. Actual after-tax returns depend on the investor's tax situation and may differ from those shown, and the after-tax returns shown are not relevant to investors who hold their shares through tax-deferred arrangements, such as 401(k) plans or individual retirement accounts. After-tax returns are shown for Investor A Shares only, and the after-tax returns for Investor C, Institutional and Class R Shares will vary.

Investment Manager

The Fund's investment manager is BlackRock Advisors, LLC (previously defined as "BlackRock").

Portfolio Managers

| Name | Portfolio Manager of the Fund Since* | Title |
|----------------------|--------------------------------------|--------------------------------------|
| James Keenan, CFA | 2007 | Managing Director of BlackRock, Inc. |
| Mitchell Garfin, CFA | 2009 | Managing Director of BlackRock, Inc. |
| David Delbos | 2014 | Managing Director of BlackRock, Inc. |
| Derek Schoenhofen | 2009 | Director of BlackRock, Inc. |

* Includes management of the Predecessor Fund.

Purchase and Sale of Fund Shares

You may purchase or redeem shares of the Fund each day the New York Stock Exchange is open. To purchase or sell shares you should contact your Financial Intermediary, or, if you hold your shares through the Fund, you should contact the Fund by phone at (800) 441-7762, by mail (c/o BlackRock Funds, P.O. Box 9819, Providence, Rhode Island 02940-8019), or by the Internet at www.blackrock.com. The Fund's initial and subsequent investment minimums generally are as follows, although the Fund may reduce or waive the minimums in some cases:

| | Investor A and Investor C Shares | Institutional Shares | Class R Shares |
|-----------------------------------|---|--|-------------------------|
| Minimum Initial Investment | <ul style="list-style-type: none"> \$1,000 for all accounts except: • \$50, if establishing an Automatic Investment Plan. • There is no investment minimum for employer-sponsored retirement plans (not including SEP IRAs, SIMPLE IRAs or SARSEPs). • There is no investment minimum for certain fee-based programs. | There is no minimum initial investment for: <ul style="list-style-type: none"> • Employer-sponsored retirement plans (not including SEP IRAs, SIMPLE IRAs or SARSEPs), state sponsored 529 college savings plans, collective trust funds, investment companies or other pooled investment vehicles, unaffiliated thrifts and unaffiliated banks and | \$100 for all accounts. |

| | Investor A and Investor C Shares | Institutional Shares | Class R Shares |
|---|---|--|------------------------|
| Minimum Initial Investment (continued) | | <p>trust companies, each of which may purchase shares of the Fund through a Financial Intermediary that has entered into an agreement with the Fund's distributor to purchase such shares.</p> <ul style="list-style-type: none"> • Clients of Financial Intermediaries that: (i) charge such clients a fee for advisory, investment consulting, or similar services or (ii) have entered into an agreement with the Fund's distributor to offer Institutional Shares through a no-load program or investment platform. <p>\$2 million for individuals and "Institutional Investors," which include, but are not limited to, endowments, foundations, family offices, local, city, and state governmental institutions, corporations and insurance company separate accounts who may purchase shares of the Fund through a Financial Intermediary that has entered into an agreement with the Fund's distributor to purchase such shares.</p> <p>\$1,000 for:</p> <ul style="list-style-type: none"> • Clients investing through Financial Intermediaries that offer such shares on a platform that charges a transaction based sales commission outside of the Fund. • Tax-qualified accounts for insurance agents that are registered representatives of an insurance company's broker-dealer that has entered into an agreement with the Fund's distributor to offer Institutional Shares, and the family members of such persons. | |
| Minimum Additional Investment | \$50 for all accounts (with the exception of certain employer-sponsored retirement plans which may have a lower minimum). | No subsequent minimum. | No subsequent minimum. |

Tax Information

The Fund's dividends and distributions may be subject to U.S. federal income taxes and may be taxed as ordinary income or capital gains, unless you are a tax-exempt investor or are investing through a qualified tax-exempt plan described in section 401(a) of the Internal Revenue Code, in which case you may be subject to U.S. federal income tax when distributions are received from such tax-deferred arrangements.

Payments to Broker/Dealers and Other Financial Intermediaries

If you purchase shares of the Fund through a Financial Intermediary, the Fund and BlackRock Investments, LLC, the Fund's distributor, or its affiliates may pay the Financial Intermediary for the sale of Fund shares and related services. These payments may create a conflict of interest by influencing the Financial Intermediary and your individual financial professional to recommend the Fund over another investment. Ask your individual financial professional or visit your Financial Intermediary's website for more information.

Fund Overview

Key Facts About BlackRock Low Duration Bond Portfolio

Investment Objective

The investment objective of the BlackRock Low Duration Bond Portfolio (the “Low Duration Fund” or the “Fund”) is to seek to maximize total return, consistent with income generation and prudent investment management.

Fees and Expenses of the Fund

This table describes the fees and expenses that you may pay if you buy and hold shares of the Fund. You may qualify for sales charge discounts if you and your family invest, or agree to invest in the future, at least \$50,000 in the fund complex advised by BlackRock Advisors, LLC (“BlackRock”) or its affiliates. More information about these and other discounts is available from your financial professional or your selected securities dealer, broker, investment adviser, service provider or industry professional (including BlackRock, The PNC Financial Services Group, Inc. (“PNC”) and their respective affiliates) (each a “Financial Intermediary”) and in the “Details About the Share Classes” and the “Intermediary-Defined Sales Charge Waiver Policies” sections on pages 43 and A-1, respectively, of the Fund’s prospectus and in the “Purchase of Shares” section on page II-73 of Part II of the Fund’s Statement of Additional Information.

| Shareholder Fees (fees paid directly from your investment) | Investor A Shares | Investor C Shares | Institutional Shares | Class R Shares |
|---|------------------------------|------------------------------|---------------------------------|---------------------------|
| Maximum Sales Charge (Load) Imposed on Purchases (as percentage of offering price) | 2.25% | None | None | None |
| Maximum Deferred Sales Charge (Load) (as percentage of offering price or redemption proceeds, whichever is lower) | None ¹ | 1.00% ² | None | None |
| Annual Fund Operating Expenses (expenses that you pay each year as a percentage of the value of your investment) | Investor A Shares | Investor C Shares | Institutional Shares | Class R Shares |
| Management Fee ^{3,4,6} | 0.29% | 0.29% | 0.29% | 0.29% |
| Distribution and/or Service (1.2b-1) Fees | 0.25% | 1.00% | None | 0.50% |
| Other Expenses ⁵ | 0.24% | 0.26% | 0.17% | 0.43% |
| Interest Expense | 0.01% | 0.01% | 0.01% | 0.01% |
| Other Expenses of the Fund | 0.23% | 0.25% | 0.16% | 0.42% |
| Total Annual Fund Operating Expenses ⁶ | 0.78% | 1.55% | 0.46% | 1.22% |
| Fee Waivers and/or Expense Reimbursements ^{3,7} | (0.12)% | (0.14)% | (0.05)% | (0.31)% |
| Total Annual Fund Operating Expenses After Fee Waivers and/or Expense Reimbursements ^{3,7} | 0.66% | 1.41% | 0.41% | 0.91% |

¹ A contingent deferred sales charge (“CDSC”) of 0.75% is assessed on certain redemptions of Investor A Shares made within 18 months after purchase where no initial sales charge was paid at the time of purchase as part of an investment of \$500,000 or more.

² There is no CDSC on Investor C Shares after one year.

³ As described in the “Management of the Funds” section of the Fund’s prospectus beginning on page 58, BlackRock has contractually agreed to waive the management fee with respect to any portion of the Fund’s assets estimated to be attributable to investments in other equity and fixed-income mutual funds and exchange-traded funds managed by BlackRock or its affiliates that have a contractual management fee, through January 31, 2020. The contractual agreement may be terminated upon 90 days’ notice by a majority of the non-interested trustees of BlackRock Funds V (the “Trust”) or by a vote of a majority of the outstanding voting securities of the Fund.

⁴ Management Fee is based on the management fee rate of the Predecessor Fund (defined below) restated to reflect current fees.

⁵ Other Expenses are based on estimated amounts for the current fiscal year, which are based on the expenses of the Predecessor Fund for its most recent fiscal year.

⁶ The Total Annual Fund Operating Expenses do not correlate to the ratios of expenses to average net assets given in the Predecessor Fund’s most recent annual report, which do not include the restatement of Management Fees to reflect current fees.

⁷ As described in the “Management of the Funds” section of the Fund’s prospectus beginning on page 58, BlackRock has contractually agreed to waive and/or reimburse fees or expenses in order to limit Total Annual Fund Operating Expenses After Fee Waivers and/or Expense Reimbursements (excluding Dividend Expense, Interest Expense, Acquired Fund Fees and Expenses and certain other Fund expenses) to 0.65% (for Investor A Shares), 1.40% (for Investor C Shares), 0.40% (for Institutional Shares) and 0.90% (for Class R Shares) of average daily net assets through January 31, 2020. The Fund may have to repay some of these waivers and/or reimbursements to BlackRock in the two years following such waivers and/or reimbursements. The contractual agreement may be terminated upon 90 days’ notice by a majority of the non-interested trustees of the Trust or by a vote of a majority of the outstanding voting securities of the Fund.

Example:

This Example is intended to help you compare the cost of investing in the Fund with the cost of investing in other mutual funds. The Example assumes that you invest \$10,000 in the Fund for the time periods indicated and then redeem all of your shares at the end of those periods. The Example also assumes that your investment has a 5% return each year and that the Fund's operating expenses remain the same. Although your actual costs may be higher or lower, based on these assumptions your costs would be:

| | 1 Year | 3 Years | 5 Years | 10 Years |
|----------------------|---------------|----------------|----------------|-----------------|
| Investor A Shares | \$291 | \$457 | \$637 | \$1,158 |
| Investor C Shares | \$244 | \$476 | \$831 | \$1,834 |
| Institutional Shares | \$ 42 | \$143 | \$253 | \$ 574 |
| Class R Shares | \$ 93 | \$357 | \$641 | \$1,450 |

You would pay the following expenses if you did not redeem your shares:

| | 1 Year | 3 Years | 5 Years | 10 Years |
|-------------------|---------------|----------------|----------------|-----------------|
| Investor C Shares | \$144 | \$476 | \$831 | \$1,834 |

Portfolio Turnover:

The Fund pays transaction costs, such as commissions, when it buys and sells securities (or "turns over" its portfolio). A higher portfolio turnover rate may indicate higher transaction costs and may result in higher taxes when shares are held in a taxable account. These costs, which are not reflected in annual fund operating expenses or in the Example, affect the Fund's performance.

The Fund has not commenced operations as of the date of this prospectus, but it is expected that BlackRock Low Duration Bond Portfolio, a series of BlackRock Funds II (the "Predecessor Fund"), will be reorganized into the Fund. During the most recent fiscal year, the Predecessor Fund's portfolio turnover rate was 292% of the average value of its portfolio.

Principal Investment Strategies of the Fund

The Low Duration Fund invests primarily in investment grade bonds and maintains an average portfolio duration that is between 0 and 3 years.

The Low Duration Fund normally invests at least 80% of its assets in debt securities. The Low Duration Fund may invest up to 20% of its assets in non-investment grade bonds (commonly called "high yield" or "junk bonds"). The Low Duration Fund may also invest up to 25% of its assets in assets of foreign issuers, of which 10% (as a percentage of the Fund's assets) may be invested in emerging markets issuers. Up to 10% of the Low Duration Fund's assets may be exposed to non-US currency risk. A bond of a foreign issuer, including an emerging market issuer, will not count toward the 10% limit on non-US currency exposure if the bond is either (i) US dollar-denominated or (ii) non-US dollar-denominated, but hedged back to US dollars.

The management team evaluates sectors of the bond market and individual securities within these sectors. The management team selects bonds from several sectors including: U.S. Treasuries and agency securities, commercial and residential mortgage-backed securities, collateralized mortgage obligations ("CMOs"), asset-backed securities and corporate bonds.

The Low Duration Fund may buy or sell options or futures on a security or an index of securities, or enter into credit default swaps and interest rate or foreign currency transactions, including swaps (collectively, commonly known as derivatives). The Fund may use derivative instruments to hedge its investments or to seek to enhance returns. The Fund may seek to obtain market exposure to the securities in which it primarily invests by entering into a series of purchase and sale contracts or by using other investment techniques (such as reverse repurchase agreements or dollar rolls).

The Low Duration Fund may engage in active and frequent trading of portfolio securities to achieve its principal investment strategies.

Principal Risks of Investing in the Fund

Risk is inherent in all investing. The value of your investment in the Fund, as well as the amount of return you receive on your investment, may fluctuate significantly from day to day and over time. You may lose part or all of your investment in the Fund or your investment may not perform as well as other similar investments. The following is a summary description of principal risks of investing in the Fund.

■ **Borrowing Risk** — Borrowing may exaggerate changes in the net asset value of Fund shares and in the return on the Fund's portfolio. Borrowing will cost the Fund interest expense and other fees. The costs of borrowing may reduce the Fund's return. Borrowing may cause the Fund to liquidate positions when it may not be advantageous to do so to satisfy its obligations.

■ **Debt Securities Risk** — Debt securities, such as bonds, involve interest rate risk, credit risk, extension risk, and prepayment risk, among other things.

Interest Rate Risk — The market value of bonds and other fixed-income securities changes in response to interest rate changes and other factors. Interest rate risk is the risk that prices of bonds and other fixed-income securities will increase as interest rates fall and decrease as interest rates rise. The Fund may be subject to a greater risk of rising interest rates due to the current period of historically low rates. For example, if interest rates increase by 1%, assuming a current portfolio duration of ten years, and all other factors being equal, the value of the Fund's investments would be expected to decrease by 10%. The magnitude of these fluctuations in the market price of bonds and other fixed-income securities is generally greater for those securities with longer maturities. Fluctuations in the market price of the Fund's investments will not affect interest income derived from instruments already owned by the Fund, but will be reflected in the Fund's net asset value. The Fund may lose money if short-term or long-term interest rates rise sharply in a manner not anticipated by Fund management. To the extent the Fund invests in debt securities that may be prepaid at the option of the obligor (such as mortgage-backed securities), the sensitivity of such securities to changes in interest rates may increase (to the detriment of the Fund) when interest rates rise. Moreover, because rates on certain floating rate debt securities typically reset only periodically, changes in prevailing interest rates (and particularly sudden and significant changes) can be expected to cause some fluctuations in the net asset value of the Fund to the extent that it invests in floating rate debt securities. These basic principles of bond prices also apply to U.S. Government securities. A security backed by the "full faith and credit" of the U.S. Government is guaranteed only as to its stated interest rate and face value at maturity, not its current market price. Just like other fixed-income securities, government-guaranteed securities will fluctuate in value when interest rates change. A general rise in interest rates has the potential to cause investors to move out of fixed-income securities on a large scale, which may increase redemptions from funds that hold large amounts of fixed-income securities. Heavy redemptions could cause the Fund to sell assets at inopportune times or at a loss or depressed value and could hurt the Fund's performance.

Credit Risk — Credit risk refers to the possibility that the issuer of a debt security (i.e., the borrower) will not be able to make payments of interest and principal when due. Changes in an issuer's credit rating or the market's perception of an issuer's creditworthiness may also affect the value of the Fund's investment in that issuer. The degree of credit risk depends on both the financial condition of the issuer and the terms of the obligation.

Extension Risk — When interest rates rise, certain obligations will be paid off by the obligor more slowly than anticipated, causing the value of these obligations to fall.

Prepayment Risk — When interest rates fall, certain obligations will be paid off by the obligor more quickly than originally anticipated, and the Fund may have to invest the proceeds in securities with lower yields.

■ **Derivatives Risk** — The Fund's use of derivatives may increase its costs, reduce the Fund's returns and/or increase volatility. Derivatives involve significant risks, including:

Volatility Risk — Volatility is defined as the characteristic of a security, an index or a market to fluctuate significantly in price within a short time period. A risk of the Fund's use of derivatives is that the fluctuations in their values may not correlate with the overall securities markets.

Counterparty Risk — Derivatives are also subject to counterparty risk, which is the risk that the other party in the transaction will not fulfill its contractual obligation.

Market and Liquidity Risk — The possible lack of a liquid secondary market for derivatives and the resulting inability of the Fund to sell or otherwise close a derivatives position could expose the Fund to losses and could make derivatives more difficult for the Fund to value accurately.

Valuation Risk — Valuation may be more difficult in times of market turmoil since many investors and market makers may be reluctant to purchase complex instruments or quote prices for them.

Hedging Risk — Hedges are sometimes subject to imperfect matching between the derivative and the underlying security, and there can be no assurance that the Fund's hedging transactions will be effective. The use of hedging may result in certain adverse tax consequences.

Tax Risk — Certain aspects of the tax treatment of derivative instruments, including swap agreements and commodity-linked derivative instruments, are currently unclear and may be affected by changes in legislation, regulations or other legally binding authority. Such treatment may be less favorable than that given to a direct investment in an underlying asset and may adversely affect the timing, character and amount of income the Fund realizes from its investments.

Regulatory Risk — Derivative contracts, including, without limitation, swaps, currency forwards and non-deliverable forwards, are subject to regulation under the Dodd-Frank Wall Street Reform and Consumer Protection Act (“Dodd Frank Act”) in the United States and under comparable regimes in Europe, Asia and other non-U.S. jurisdictions. Under the Dodd-Frank Act, certain derivatives are subject to margin requirements and swap dealers are required to collect margin from the Fund with respect to such derivatives. Specifically, regulations are now in effect that require swap dealers to post and collect variation margin (comprised of specified liquid instruments and subject to a required haircut) in connection with trading of over-the-counter (“OTC”) swaps with the Fund. Shares of investment companies (other than certain money market funds) may not be posted as collateral under these regulations. Requirements for posting of initial margin in connection with OTC swaps will be phased-in through 2020. In addition, regulations adopted by prudential regulators that will begin to take effect in 2019 will require certain bank-regulated counterparties and certain of their affiliates to include in certain financial contracts, including many derivatives contracts, terms that delay or restrict the rights of counterparties, such as the Fund, to terminate such contracts, foreclose upon collateral, exercise other default rights or restrict transfers of credit support in the event that the counterparty and/or its affiliates are subject to certain types of resolution or insolvency proceedings. The implementation of these requirements with respect to derivatives, as well as regulations under the Dodd-Frank Act regarding clearing, mandatory trading and margining of other derivatives, may increase the costs and risks to the Fund of trading in these instruments and, as a result, may affect returns to investors in the Fund.

- **Dollar Rolls Risk** — Dollar rolls involve the risk that the market value of the securities that the Fund is committed to buy may decline below the price of the securities the Fund has sold. These transactions may involve leverage.
- **Emerging Markets Risk** — Emerging markets are riskier than more developed markets because they tend to develop unevenly and may never fully develop. Investments in emerging markets may be considered speculative. Emerging markets are more likely to experience hyperinflation and currency devaluations, which adversely affect returns to U.S. investors. In addition, many emerging securities markets have far lower trading volumes and less liquidity than developed markets.
- **Foreign Securities Risk** — Foreign investments often involve special risks not present in U.S. investments that can increase the chances that the Fund will lose money. These risks include:
 - The Fund generally holds its foreign securities and cash in foreign banks and securities depositories, which may be recently organized or new to the foreign custody business and may be subject to only limited or no regulatory oversight.
 - Changes in foreign currency exchange rates can affect the value of the Fund’s portfolio.
 - The economies of certain foreign markets may not compare favorably with the economy of the United States with respect to such issues as growth of gross national product, reinvestment of capital, resources and balance of payments position.
 - The governments of certain countries may prohibit or impose substantial restrictions on foreign investments in their capital markets or in certain industries.
 - Many foreign governments do not supervise and regulate stock exchanges, brokers and the sale of securities to the same extent as does the United States and may not have laws to protect investors that are comparable to U.S. securities laws.
 - Settlement and clearance procedures in certain foreign markets may result in delays in payment for or delivery of securities not typically associated with settlement and clearance of U.S. investments.
- **High Portfolio Turnover Risk** — The Fund may engage in active and frequent trading of its portfolio securities. High portfolio turnover (more than 100%) may result in increased transaction costs to the Fund, including brokerage commissions, dealer mark-ups and other transaction costs on the sale of the securities and on reinvestment in other securities. The sale of Fund portfolio securities may result in the realization and/or distribution to shareholders of higher capital gains or losses as compared to a fund with less active trading policies. These effects of higher than normal portfolio turnover may adversely affect Fund performance.
- **Junk Bonds Risk** — Although junk bonds generally pay higher rates of interest than investment grade bonds, junk bonds are high risk investments that are considered speculative and may cause income and principal losses for the Fund.
- **Leverage Risk** — Some transactions may give rise to a form of economic leverage. These transactions may include, among others, derivatives, and may expose the Fund to greater risk and increase its costs. The use of leverage may

cause the Fund to liquidate portfolio positions when it may not be advantageous to do so to satisfy its obligations or to meet any required asset segregation requirements. Increases and decreases in the value of the Fund's portfolio will be magnified when the Fund uses leverage.

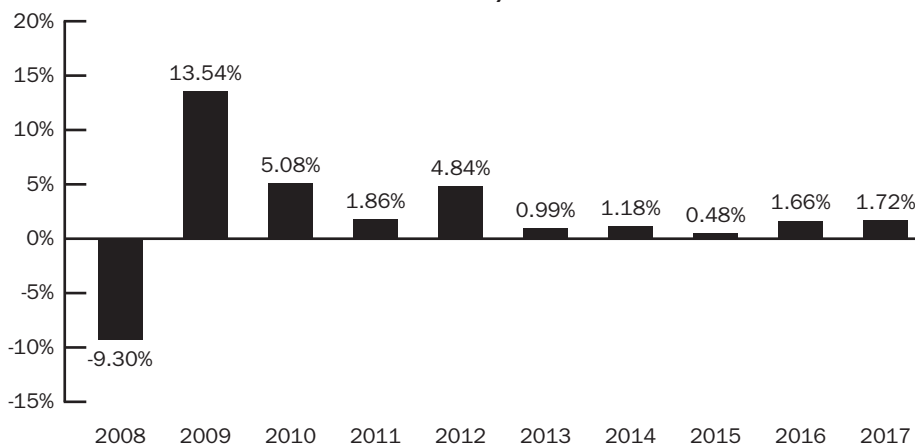
- **Liquidity Risk** — Liquidity risk exists when particular investments are difficult to purchase or sell. The Fund's investments in illiquid securities may reduce the returns of the Fund because it may be difficult to sell the illiquid securities at an advantageous time or price. To the extent that the Fund's principal investment strategies involve derivatives or securities with substantial market and/or credit risk, the Fund will tend to have the greatest exposure to liquidity risk. Liquidity risk may be the result of, among other things, the reduced number and capacity of traditional market participants to make a market in fixed-income securities or the lack of an active market. Liquid investments may become illiquid or less liquid after purchase by the Fund, particularly during periods of market turmoil. Illiquid and relatively less liquid investments may be harder to value, especially in changing markets, and if the Fund is forced to sell these investments to meet redemption requests or for other cash needs, the Fund may suffer a loss. This may be magnified in a rising interest rate environment or other circumstances where investor redemptions from fixed-income mutual funds may be higher than normal. In addition, when there is illiquidity in the market for certain securities, the Fund, due to limitations on illiquid investments, may be subject to purchase and sale restrictions.
- **Market Risk and Selection Risk** — Market risk is the risk that one or more markets in which the Fund invests will go down in value, including the possibility that the markets will go down sharply and unpredictably. Selection risk is the risk that the securities selected by Fund management will underperform the markets, the relevant indices or the securities selected by other funds with similar investment objectives and investment strategies. This means you may lose money.
- **Mortgage- and Asset-Backed Securities Risks** — Mortgage- and asset-backed securities represent interests in "pools" of mortgages or other assets, including consumer loans or receivables held in trust. Mortgage- and asset-backed securities are subject to credit, interest rate, prepayment and extension risks. These securities also are subject to risk of default on the underlying mortgage or asset, particularly during periods of economic downturn. Small movements in interest rates (both increases and decreases) may quickly and significantly reduce the value of certain mortgage-backed securities.
- **Repurchase Agreements and Purchase and Sale Contracts Risk** — If the other party to a repurchase agreement or purchase and sale contract defaults on its obligation under the agreement, the Fund may suffer delays and incur costs or lose money in exercising its rights under the agreement. If the seller fails to repurchase the security in either situation and the market value of the security declines, the Fund may lose money.
- **Reverse Repurchase Agreements Risk** — Reverse repurchase agreements involve the sale of securities held by the Fund with an agreement to repurchase the securities at an agreed-upon price, date and interest payment. Reverse repurchase agreements involve the risk that the other party may fail to return the securities in a timely manner or at all. The Fund could lose money if it is unable to recover the securities and the value of the collateral held by the Fund, including the value of the investments made with cash collateral, is less than the value of the securities. These events could also trigger adverse tax consequences to the Fund.
- **U.S. Government Issuer Risk** — Treasury obligations may differ in their interest rates, maturities, times of issuance and other characteristics. Obligations of U.S. Government agencies and authorities are supported by varying degrees of credit but generally are not backed by the full faith and credit of the U.S. Government. No assurance can be given that the U.S. Government will provide financial support to its agencies and authorities if it is not obligated by law to do so.

Performance Information

The Fund has not commenced operations as of the date of this prospectus. The returns presented for the Fund reflect the performance of the Predecessor Fund. It is anticipated that on or about September 17, 2018, the Fund will acquire all of the assets, subject to the liabilities, of the Predecessor Fund through a tax-free reorganization (the "Reorganization"). As a result of the Reorganization, the Fund will adopt the performance and financial history of the Predecessor Fund. The Reorganization is being consummated in connection with a potential reconfiguration of the existing fund complexes overseen by the boards of directors/trustees of the BlackRock-advised funds. The Fund has the same investment objectives, strategies and policies, portfolio management team and contractual arrangements, including the same contractual fees and expenses, as the Predecessor Fund. As a result, the performance of the Fund would have been substantially similar to that of the Predecessor Fund.

The information shows you how the Predecessor Fund's performance has varied year by year and provides some indication of the risks of investing in the Fund. The table compares the Predecessor Fund's performance to that of the ICE BofAML 1-3 Year US Corporate & Government Index. The returns for the Predecessor Fund's Class R Shares prior to July 18, 2011, the commencement of operations of the Predecessor Fund's Class R Shares, are based upon performance of the Predecessor Fund's Institutional Shares, as adjusted to reflect the distribution and service (12b-1) fees applicable to Class R Shares. To the extent that dividends and distributions have been paid by the Predecessor Fund, the performance information for the Predecessor Fund in the chart and table assumes reinvestment of the dividends and distributions. As with all such investments, past performance (before and after taxes) is not an indication of future results. Sales charges are not reflected in the bar chart. If they were, returns would be less than those shown. However, the table includes all applicable fees and sales charges. If the Predecessor Fund's investment manager and its affiliates had not waived or reimbursed certain Predecessor Fund expenses during these periods, the Predecessor Fund's returns would have been lower. Updated information on the Fund's performance, including its current net asset value, can be obtained by visiting <http://www.blackrock.com> or can be obtained by phone at 800-882-0052.

Investor A Shares ANNUAL TOTAL RETURNS BlackRock Low Duration Bond Portfolio As of 12/31



During the ten-year period shown in the bar chart, the highest return for a quarter was 4.77% (quarter ended September 30, 2009) and the lowest return for a quarter was -6.18% (quarter ended December 31, 2008). The year-to-date return as of June 30, 2018 was -0.01%.

As of 12/31/17

Average Annual Total Returns

| | 1 Year | 5 Years | 10 Years |
|---|---------|---------|----------|
| BlackRock Low Duration Bond Portfolio — Investor A Shares | | | |
| Return Before Taxes | (0.57)% | 0.74% | 1.83% |
| Return After Taxes on Distributions | (1.39)% | 0.00% | 0.90% |
| Return After Taxes on Distributions and Sale of Fund Shares | (0.33)% | 0.23% | 1.03% |
| BlackRock Low Duration Bond Portfolio — Investor C Shares | | | |
| Return Before Taxes | 0.07% | 0.46% | 1.31% |
| BlackRock Low Duration Bond Portfolio — Institutional Shares | | | |
| Return Before Taxes | 1.97% | 1.50% | 2.41% |
| BlackRock Low Duration Bond Portfolio — Class R Shares | | | |
| Return Before Taxes | 1.46% | 0.91% | 1.66% |
| ICE BofAML 1-3 Year US Corporate & Government Index (Reflects no deduction for fees, expenses or taxes) | 0.86% | 0.86% | 1.86% |

After-tax returns are calculated using the historical highest individual federal marginal income tax rates and do not reflect the impact of state and local taxes. Actual after-tax returns depend on the investor's tax situation and may differ from those shown, and the after-tax returns shown are not relevant to investors who hold their shares through tax-deferred arrangements, such as 401(k) plans or individual retirement accounts. After-tax returns are shown for Investor A Shares only, and the after-tax returns for Investor C, Institutional and Class R Shares will vary.

Investment Manager

The Fund's investment manager is BlackRock Advisors, LLC (previously defined as "BlackRock").

Portfolio Managers

| Name | Portfolio Manager of the Fund Since* | Title |
|----------------------|--------------------------------------|--------------------------------------|
| Thomas Musmanno, CFA | 2008 | Managing Director of BlackRock, Inc. |
| Scott MacLellan, CFA | 2012 | Director of BlackRock, Inc. |

* Includes management of the Predecessor Fund.

Purchase and Sale of Fund Shares

You may purchase or redeem shares of the Fund each day the New York Stock Exchange is open. To purchase or sell shares you should contact your Financial Intermediary, or, if you hold your shares through the Fund, you should contact the Fund by phone at (800) 441-7762, by mail (c/o BlackRock Funds, P.O. Box 9819, Providence, Rhode Island 02940-8019), or by the Internet at www.blackrock.com. The Fund's initial and subsequent investment minimums generally are as follows, although the Fund may reduce or waive the minimums in some cases:

| | Investor A and Investor C Shares | Institutional Shares | Class R Shares |
|-----------------------------------|---|--|--------------------------------|
| Minimum Initial Investment | <p>\$1,000 for all accounts except:</p> <ul style="list-style-type: none"> • \$50, if establishing an Automatic Investment Plan. • There is no investment minimum for employer-sponsored retirement plans (not including SEP IRAs, SIMPLE IRAs or SARSEPs). • There is no investment minimum for certain fee-based programs. | <p>There is no minimum initial investment for:</p> <ul style="list-style-type: none"> • Employer-sponsored retirement plans (not including SEP IRAs, SIMPLE IRAs or SARSEPs), state sponsored 529 college savings plans, collective trust funds, investment companies or other pooled investment vehicles, unaffiliated thrifts and unaffiliated banks and trust companies, each of which may purchase shares of the Fund through a Financial Intermediary that has entered into an agreement with the Fund's distributor to purchase such shares. • Clients of Financial Intermediaries that: (i) charge such clients a fee for advisory, investment consulting, or similar services or (ii) have entered into an agreement with the Fund's distributor to offer Institutional Shares through a no-load program or investment platform. | <p>\$100 for all accounts.</p> |

| | Investor A and Investor C Shares | Institutional Shares | Class R Shares |
|---|---|---|------------------------|
| Minimum Initial Investment (continued) | | <p>\$2 million for individuals and “Institutional Investors,” which include, but are not limited to, endowments, foundations, family offices, local, city, and state governmental institutions, corporations and insurance company separate accounts who may purchase shares of the Fund through a Financial Intermediary that has entered into an agreement with the Fund’s distributor to purchase such shares.</p> <p>\$1,000 for:</p> <ul style="list-style-type: none"> • Clients investing through Financial Intermediaries that offer such shares on a platform that charges a transaction based sales commission outside of the Fund. • Tax-qualified accounts for insurance agents that are registered representatives of an insurance company’s broker-dealer that has entered into an agreement with the Fund’s distributor to offer Institutional Shares, and the family members of such persons. | |
| Minimum Additional Investment | \$50 for all accounts (with the exception of certain employer-sponsored retirement plans which may have a lower minimum). | No subsequent minimum. | No subsequent minimum. |

Tax Information

The Fund’s dividends and distributions may be subject to U.S. federal income taxes and may be taxed as ordinary income or capital gains, unless you are a tax-exempt investor or are investing through a qualified tax-exempt plan described in section 401(a) of the Internal Revenue Code, in which case you may be subject to U.S. federal income tax when distributions are received from such tax-deferred arrangements.

Payments to Broker/Dealers and Other Financial Intermediaries

If you purchase shares of the Fund through a Financial Intermediary, the Fund and BlackRock Investments, LLC, the Fund’s distributor, or its affiliates may pay the Financial Intermediary for the sale of Fund shares and related services. These payments may create a conflict of interest by influencing the Financial Intermediary and your individual financial professional to recommend the Fund over another investment. Ask your individual financial professional or visit your Financial Intermediary’s website for more information.

Fund Overview

Key Facts About BlackRock Core Bond Portfolio

Investment Objective

The investment objective of the BlackRock Core Bond Portfolio (the “Core Bond Fund” or the “Fund”) is to seek to maximize total return, consistent with income generation and prudent investment management.

Fees and Expenses of the Fund

This table describes the fees and expenses that you may pay if you buy and hold shares of the Fund. You may qualify for sales charge discounts if you and your family invest, or agree to invest in the future, at least \$25,000 in the fund complex advised by BlackRock Advisors, LLC (“BlackRock”) or its affiliates. More information about these and other discounts is available from your financial professional or your selected securities dealer, broker, investment adviser, service provider or industry professional (including BlackRock, The PNC Financial Services Group, Inc. (“PNC”) and their respective affiliates) (each a “Financial Intermediary”) and in the “Details About the Share Classes” and the “Intermediary-Defined Sales Charge Waiver Policies” sections on pages 43 and A-1, respectively, of the Fund’s prospectus and in the “Purchase of Shares” section on page II-73 of Part II of the Fund’s Statement of Additional Information.

| Shareholder Fees (fees paid directly from your investment) | Investor A Shares | Investor C Shares | Institutional Shares | Class R Shares |
|---|------------------------------|------------------------------|---------------------------------|---------------------------|
| Maximum Sales Charge (Load) Imposed on Purchases (as percentage of offering price) | 4.00% | None | None | None |
| Maximum Deferred Sales Charge (Load) (as percentage of offering price or redemption proceeds, whichever is lower) | None ¹ | 1.00% ² | None | None |
| Annual Fund Operating Expenses (expenses that you pay each year as a percentage of the value of your investment) | Investor A Shares | Investor C Shares | Institutional Shares | Class R Shares |
| Management Fee ^{3,4} | 0.34% | 0.34% | 0.34% | 0.34% |
| Distribution and/or Service (12b-1) Fees | 0.25% | 1.00% | None | 0.50% |
| Other Expenses ⁵ | 0.37% | 0.34% | 0.32% | 0.40% |
| Interest Expense | 0.09% | 0.09% | 0.09% | 0.09% |
| Other Expenses of the Fund | 0.28% | 0.25% | 0.23% | 0.31% |
| Total Annual Fund Operating Expenses | 0.96% | 1.68% | 0.66% | 1.24% |
| Fee Waivers and/or Expense Reimbursements ^{3,6} | (0.19)% | (0.16)% | (0.14)% | (0.22)% |
| Total Annual Fund Operating Expenses After Fee Waivers and/or Expense Reimbursements^{3,6} | 0.77% | 1.52% | 0.52% | 1.02% |

¹ A contingent deferred sales charge (“CDSC”) of 0.75% is assessed on certain redemptions of Investor A Shares made within 18 months after purchase where no initial sales charge was paid at the time of purchase as part of an investment of \$1,000,000 or more.

² There is no CDSC on Investor C Shares after one year.

³ As described in the “Management of the Funds” section of the Fund’s prospectus beginning on page 58, BlackRock has contractually agreed to waive the management fee with respect to any portion of the Fund’s assets estimated to be attributable to investments in other equity and fixed-income mutual funds and exchange-traded funds managed by BlackRock or its affiliates that have a contractual management fee through January 31, 2020. The contractual agreement may be terminated upon 90 days’ notice by a majority of the non-interested trustees of BlackRock Funds V (the “Trust”) or by a vote of a majority of the outstanding voting securities of the Fund.

⁴ Management Fee is based on the management fee rate of the Predecessor Fund (defined below).

⁵ Other Expenses are based on estimated amounts for the current fiscal year, which are based on the expenses of the Predecessor Fund for its most recent fiscal year.

⁶ As described in the “Management of the Funds” section of the Fund’s prospectus beginning on page 58, BlackRock has contractually agreed to waive and/or reimburse fees or expenses in order to limit Total Annual Fund Operating Expenses After Fee Waivers and/or Expense Reimbursements (excluding Dividend Expense, Interest Expense, Acquired Fund Fees and Expenses and certain other Fund expenses) to 0.68% (for Investor A Shares), 1.43% (for Investor C Shares), 0.43% (for Institutional Shares) and 0.93% (for Class R Shares) of average daily net assets through January 31, 2020. The Fund may have to repay some of these waivers and/or reimbursements to BlackRock in the two years following such waivers and/or reimbursements. The contractual agreement may be terminated upon 90 days’ notice by a majority of the non-interested trustees of the Trust or by a vote of a majority of the outstanding voting securities of the Fund.

Example:

This Example is intended to help you compare the cost of investing in the Fund with the cost of investing in other mutual funds. The Example assumes that you invest \$10,000 in the Fund for the time periods indicated and then redeem all of your shares at the end of those periods. The Example also assumes that your investment has a 5% return each year and that the Fund's operating expenses remain the same. Although your actual costs may be higher or lower, based on these assumptions your costs would be:

| | 1 Year | 3 Years | 5 Years | 10 Years |
|----------------------|---------------|----------------|----------------|-----------------|
| Investor A Shares | \$475 | \$675 | \$892 | \$1,514 |
| Investor C Shares | \$255 | \$514 | \$898 | \$1,974 |
| Institutional Shares | \$ 53 | \$197 | \$354 | \$ 809 |
| Class R Shares | \$104 | \$372 | \$660 | \$1,481 |

You would pay the following expenses if you did not redeem your shares:

| | 1 Year | 3 Years | 5 Years | 10 Years |
|-------------------|---------------|----------------|----------------|-----------------|
| Investor C Shares | \$155 | \$514 | \$898 | \$1,974 |

Portfolio Turnover:

The Fund pays transaction costs, such as commissions, when it buys and sells securities (or "turns over" its portfolio). A higher portfolio turnover rate may indicate higher transaction costs and may result in higher taxes when shares are held in a taxable account. These costs, which are not reflected in annual fund operating expenses or in the Example, affect the Fund's performance.

The Fund has not commenced operations as of the date of this prospectus, but it is expected that BlackRock Core Bond Portfolio, a series of BlackRock Funds II (the "Predecessor Fund"), will be reorganized into the Fund. During the most recent fiscal year, the Predecessor Fund's portfolio turnover rate was 712% of the average value of its portfolio.

Principal Investment Strategies of the Fund

The Core Bond Fund normally invests at least 80% of its assets in bonds and maintains an average portfolio duration that is within $\pm 20\%$ of the duration of the benchmark. As of June 30, 2018, the average duration of the benchmark, the Bloomberg Barclays U.S. Aggregate Bond Index, was 5.81 years, as calculated by BlackRock.

The Core Bond Fund may invest up to 25% of its assets in assets of foreign issuers, of which 10% (as a percentage of the Fund's assets) may be invested in emerging markets issuers. Up to 10% of the Core Bond Fund's assets may be exposed to non-US currency risk. A bond of a foreign issuer, including an emerging market issuer, will not count toward the 10% limit on non-US currency exposure if the bond is either (i) US dollar-denominated or (ii) non-US dollar-denominated, but hedged back to US dollars.

The Core Bond Fund only buys securities that are rated investment grade at the time of purchase by at least one major rating agency or determined by the Fund's management team to be of similar quality. Split rated bonds will be considered to have the higher credit rating.

The management team evaluates sectors of the bond market and individual securities within these sectors. The management team selects bonds from several sectors including: U.S. Treasuries and agency securities, commercial and residential mortgage-backed securities, collateralized mortgage obligations ("CMOs"), asset-backed securities and corporate bonds.

The Core Bond Fund may buy or sell options or futures on a security or an index of securities, or enter into credit default swaps and interest rate or foreign currency transactions, including swaps (collectively, commonly known as derivatives). The Fund may use derivative instruments to hedge its investments or to seek to enhance returns. The Core Bond Fund may seek to obtain market exposure to the securities in which it primarily invests by entering into a series of purchase and sale contracts or by using other investment techniques (such as reverse repurchase agreements or dollar rolls).

The Core Bond Fund may engage in active and frequent trading of portfolio securities to achieve its principal investment strategies.

Principal Risks of Investing in the Fund

Risk is inherent in all investing. The value of your investment in the Fund, as well as the amount of return you receive on your investment, may fluctuate significantly from day to day and over time. You may lose part or all of your investment in the Fund or your investment may not perform as well as other similar investments. The following is a summary description of principal risks of investing in the Fund.

■ **Borrowing Risk** — Borrowing may exaggerate changes in the net asset value of Fund shares and in the return on the Fund's portfolio. Borrowing will cost the Fund interest expense and other fees. The costs of borrowing may reduce the Fund's return. Borrowing may cause the Fund to liquidate positions when it may not be advantageous to do so to satisfy its obligations.

■ **Debt Securities Risk** — Debt securities, such as bonds, involve interest rate risk, credit risk, extension risk, and prepayment risk, among other things.

Interest Rate Risk — The market value of bonds and other fixed-income securities changes in response to interest rate changes and other factors. Interest rate risk is the risk that prices of bonds and other fixed-income securities will increase as interest rates fall and decrease as interest rates rise. The Fund may be subject to a greater risk of rising interest rates due to the current period of historically low rates. For example, if interest rates increase by 1%, assuming a current portfolio duration of ten years, and all other factors being equal, the value of the Fund's investments would be expected to decrease by 10%. The magnitude of these fluctuations in the market price of bonds and other fixed-income securities is generally greater for those securities with longer maturities. Fluctuations in the market price of the Fund's investments will not affect interest income derived from instruments already owned by the Fund, but will be reflected in the Fund's net asset value. The Fund may lose money if short-term or long-term interest rates rise sharply in a manner not anticipated by Fund management. To the extent the Fund invests in debt securities that may be prepaid at the option of the obligor (such as mortgage-backed securities), the sensitivity of such securities to changes in interest rates may increase (to the detriment of the Fund) when interest rates rise. Moreover, because rates on certain floating rate debt securities typically reset only periodically, changes in prevailing interest rates (and particularly sudden and significant changes) can be expected to cause some fluctuations in the net asset value of the Fund to the extent that it invests in floating rate debt securities. These basic principles of bond prices also apply to U.S. Government securities. A security backed by the "full faith and credit" of the U.S. Government is guaranteed only as to its stated interest rate and face value at maturity, not its current market price. Just like other fixed-income securities, government-guaranteed securities will fluctuate in value when interest rates change. A general rise in interest rates has the potential to cause investors to move out of fixed-income securities on a large scale, which may increase redemptions from funds that hold large amounts of fixed-income securities. Heavy redemptions could cause the Fund to sell assets at inopportune times or at a loss or depressed value and could hurt the Fund's performance.

Credit Risk — Credit risk refers to the possibility that the issuer of a debt security (i.e., the borrower) will not be able to make payments of interest and principal when due. Changes in an issuer's credit rating or the market's perception of an issuer's creditworthiness may also affect the value of the Fund's investment in that issuer. The degree of credit risk depends on both the financial condition of the issuer and the terms of the obligation.

Extension Risk — When interest rates rise, certain obligations will be paid off by the obligor more slowly than anticipated, causing the value of these obligations to fall.

Prepayment Risk — When interest rates fall, certain obligations will be paid off by the obligor more quickly than originally anticipated, and the Fund may have to invest the proceeds in securities with lower yields.

■ **Derivatives Risk** — The Fund's use of derivatives may increase its costs, reduce the Fund's returns and/or increase volatility. Derivatives involve significant risks, including:

Volatility Risk — Volatility is defined as the characteristic of a security, an index or a market to fluctuate significantly in price within a short time period. A risk of the Fund's use of derivatives is that the fluctuations in their values may not correlate with the overall securities markets.

Counterparty Risk — Derivatives are also subject to counterparty risk, which is the risk that the other party in the transaction will not fulfill its contractual obligation.

Market and Liquidity Risk — The possible lack of a liquid secondary market for derivatives and the resulting inability of the Fund to sell or otherwise close a derivatives position could expose the Fund to losses and could make derivatives more difficult for the Fund to value accurately.

Valuation Risk — Valuation may be more difficult in times of market turmoil since many investors and market makers may be reluctant to purchase complex instruments or quote prices for them.

Hedging Risk — Hedges are sometimes subject to imperfect matching between the derivative and the underlying security, and there can be no assurance that the Fund's hedging transactions will be effective. The use of hedging may result in certain adverse tax consequences.

Tax Risk — Certain aspects of the tax treatment of derivative instruments, including swap agreements and commodity-linked derivative instruments, are currently unclear and may be affected by changes in legislation, regulations or other legally binding authority. Such treatment may be less favorable than that given to a direct investment in an underlying asset and may adversely affect the timing, character and amount of income the Fund realizes from its investments.

Regulatory Risk — Derivative contracts, including, without limitation, swaps, currency forwards and non-deliverable forwards, are subject to regulation under the Dodd-Frank Wall Street Reform and Consumer Protection Act (“Dodd Frank Act”) in the United States and under comparable regimes in Europe, Asia and other non-U.S. jurisdictions. Under the Dodd-Frank Act, certain derivatives are subject to margin requirements and swap dealers are required to collect margin from the Fund with respect to such derivatives. Specifically, regulations are now in effect that require swap dealers to post and collect variation margin (comprised of specified liquid instruments and subject to a required haircut) in connection with trading of over-the-counter (“OTC”) swaps with the Fund. Shares of investment companies (other than certain money market funds) may not be posted as collateral under these regulations. Requirements for posting of initial margin in connection with OTC swaps will be phased-in through 2020. In addition, regulations adopted by prudential regulators that will begin to take effect in 2019 will require certain bank-regulated counterparties and certain of their affiliates to include in certain financial contracts, including many derivatives contracts, terms that delay or restrict the rights of counterparties, such as the Fund, to terminate such contracts, foreclose upon collateral, exercise other default rights or restrict transfers of credit support in the event that the counterparty and/or its affiliates are subject to certain types of resolution or insolvency proceedings. The implementation of these requirements with respect to derivatives, as well as regulations under the Dodd-Frank Act regarding clearing, mandatory trading and margining of other derivatives, may increase the costs and risks to the Fund of trading in these instruments and, as a result, may affect returns to investors in the Fund.

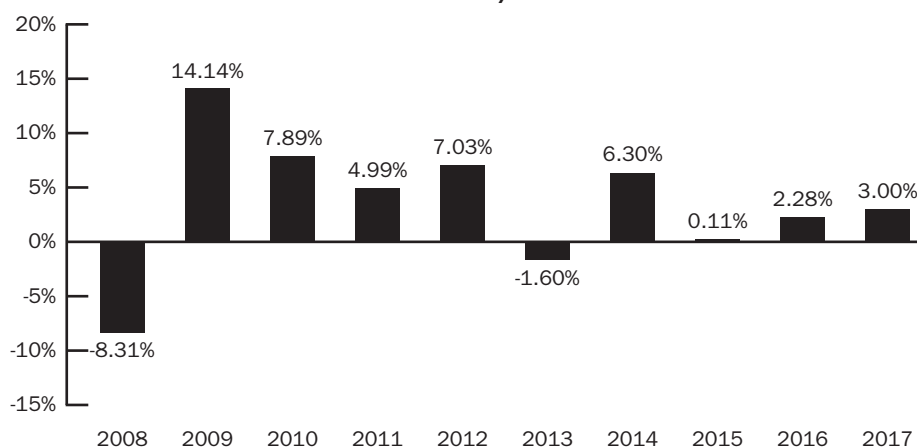
- **Dollar Rolls Risk** — Dollar rolls involve the risk that the market value of the securities that the Fund is committed to buy may decline below the price of the securities the Fund has sold. These transactions may involve leverage.
- **Emerging Markets Risk** — Emerging markets are riskier than more developed markets because they tend to develop unevenly and may never fully develop. Investments in emerging markets may be considered speculative. Emerging markets are more likely to experience hyperinflation and currency devaluations, which adversely affect returns to U.S. investors. In addition, many emerging securities markets have far lower trading volumes and less liquidity than developed markets.
- **Foreign Securities Risk** — Foreign investments often involve special risks not present in U.S. investments that can increase the chances that the Fund will lose money. These risks include:
 - The Fund generally holds its foreign securities and cash in foreign banks and securities depositories, which may be recently organized or new to the foreign custody business and may be subject to only limited or no regulatory oversight.
 - Changes in foreign currency exchange rates can affect the value of the Fund’s portfolio.
 - The economies of certain foreign markets may not compare favorably with the economy of the United States with respect to such issues as growth of gross national product, reinvestment of capital, resources and balance of payments position.
 - The governments of certain countries may prohibit or impose substantial restrictions on foreign investments in their capital markets or in certain industries.
 - Many foreign governments do not supervise and regulate stock exchanges, brokers and the sale of securities to the same extent as does the United States and may not have laws to protect investors that are comparable to U.S. securities laws.
 - Settlement and clearance procedures in certain foreign markets may result in delays in payment for or delivery of securities not typically associated with settlement and clearance of U.S. investments.
- **High Portfolio Turnover Risk** — The Fund may engage in active and frequent trading of its portfolio securities. High portfolio turnover (more than 100%) may result in increased transaction costs to the Fund, including brokerage commissions, dealer mark-ups and other transaction costs on the sale of the securities and on reinvestment in other securities. The sale of Fund portfolio securities may result in the realization and/or distribution to shareholders of higher capital gains or losses as compared to a fund with less active trading policies. These effects of higher than normal portfolio turnover may adversely affect Fund performance. In addition, investment in mortgage dollar rolls and participation in TBA transactions may significantly increase the Fund’s portfolio turnover rate. A TBA transaction is a method of trading mortgage-backed securities where the buyer and seller agree upon general trade parameters such as agency, settlement date, par amount, and price at the time the contract is entered into but the mortgage-backed securities are delivered in the future, generally 30 days later.
- **Leverage Risk** — Some transactions may give rise to a form of economic leverage. These transactions may include, among others, derivatives, and may expose the Fund to greater risk and increase its costs. The use of leverage may cause the Fund to liquidate portfolio positions when it may not be advantageous to do so to satisfy its obligations or to meet any required asset segregation requirements. Increases and decreases in the value of the Fund’s portfolio will be magnified when the Fund uses leverage.

- **Liquidity Risk** — Liquidity risk exists when particular investments are difficult to purchase or sell. The Fund's investments in illiquid securities may reduce the returns of the Fund because it may be difficult to sell the illiquid securities at an advantageous time or price. To the extent that the Fund's principal investment strategies involve derivatives or securities with substantial market and/or credit risk, the Fund will tend to have the greatest exposure to liquidity risk. Liquidity risk may be the result of, among other things, the reduced number and capacity of traditional market participants to make a market in fixed-income securities or the lack of an active market. Liquid investments may become illiquid or less liquid after purchase by the Fund, particularly during periods of market turmoil. Illiquid and relatively less liquid investments may be harder to value, especially in changing markets, and if the Fund is forced to sell these investments to meet redemption requests or for other cash needs, the Fund may suffer a loss. This may be magnified in a rising interest rate environment or other circumstances where investor redemptions from fixed-income mutual funds may be higher than normal. In addition, when there is illiquidity in the market for certain securities, the Fund, due to limitations on illiquid investments, may be subject to purchase and sale restrictions.
- **Market Risk and Selection Risk** — Market risk is the risk that one or more markets in which the Fund invests will go down in value, including the possibility that the markets will go down sharply and unpredictably. Selection risk is the risk that the securities selected by Fund management will underperform the markets, the relevant indices or the securities selected by other funds with similar investment objectives and investment strategies. This means you may lose money.
- **Mortgage- and Asset-Backed Securities Risks** — Mortgage- and asset-backed securities represent interests in "pools" of mortgages or other assets, including consumer loans or receivables held in trust. Mortgage- and asset-backed securities are subject to credit, interest rate, prepayment and extension risks. These securities also are subject to risk of default on the underlying mortgage or asset, particularly during periods of economic downturn. Small movements in interest rates (both increases and decreases) may quickly and significantly reduce the value of certain mortgage-backed securities.
- **Repurchase Agreements and Purchase and Sale Contracts Risk** — If the other party to a repurchase agreement or purchase and sale contract defaults on its obligation under the agreement, the Fund may suffer delays and incur costs or lose money in exercising its rights under the agreement. If the seller fails to repurchase the security in either situation and the market value of the security declines, the Fund may lose money.
- **Reverse Repurchase Agreements Risk** — Reverse repurchase agreements involve the sale of securities held by the Fund with an agreement to repurchase the securities at an agreed-upon price, date and interest payment. Reverse repurchase agreements involve the risk that the other party may fail to return the securities in a timely manner or at all. The Fund could lose money if it is unable to recover the securities and the value of the collateral held by the Fund, including the value of the investments made with cash collateral, is less than the value of the securities. These events could also trigger adverse tax consequences to the Fund.
- **U.S. Government Issuer Risk** — Treasury obligations may differ in their interest rates, maturities, times of issuance and other characteristics. Obligations of U.S. Government agencies and authorities are supported by varying degrees of credit but generally are not backed by the full faith and credit of the U.S. Government. No assurance can be given that the U.S. Government will provide financial support to its agencies and authorities if it is not obligated by law to do so.

Performance Information

The information shows you how the Predecessor Fund's performance has varied year by year and provides some indication of the risks of investing in the Fund. The table compares the Predecessor Fund's performance to that of the Bloomberg Barclays U.S. Aggregate Bond Index. To the extent that dividends and distributions have been paid by the Predecessor Fund, the performance information for the Predecessor Fund in the chart and table assumes reinvestment of the dividends and distributions. As with all such investments, past performance (before and after taxes) is not an indication of future results. Sales charges are not reflected in the bar chart. If they were, returns would be less than those shown. However, the table includes all applicable fees and sales charges. If the Predecessor Fund's investment manager and its affiliates had not waived or reimbursed certain Predecessor Fund expenses during these periods, the Predecessor Fund's returns would have been lower. Updated information on the Fund's performance, including its current net asset value, can be obtained by visiting <http://www.blackrock.com> or can be obtained by phone at 800-882-0052.

Investor A Shares ANNUAL TOTAL RETURNS BlackRock Core Bond Portfolio As of 12/31



During the ten-year period shown in the bar chart, the highest return for a quarter was 6.15% (quarter ended September 30, 2009) and the lowest return for a quarter was -5.81% (quarter ended September 30, 2008). The year-to-date return as of June 30, 2018 was -1.75%.

As of 12/31/17

Average Annual Total Returns

| | 1 Year | 5 Years | 10 Years |
|--|---------|---------|----------|
| BlackRock Core Bond Portfolio — Investor A Shares | | | |
| Return Before Taxes | (1.12)% | 1.15% | 3.00% |
| Return After Taxes on Distributions | (2.16)% | 0.12% | 1.70% |
| Return After Taxes on Distributions and Sale of Fund Shares | (0.64)% | 0.40% | 1.76% |
| BlackRock Core Bond Portfolio — Investor C Shares | | | |
| Return Before Taxes | 1.23% | 1.23% | 2.66% |
| BlackRock Core Bond Portfolio — Institutional Shares | | | |
| Return Before Taxes | 3.15% | 2.28% | 3.73% |
| BlackRock Core Bond Portfolio — Class R Shares | | | |
| Return Before Taxes | 2.64% | 1.70% | 3.13% |
| Bloomberg Barclays U.S. Aggregate Bond Index (Reflects no deduction for fees, expenses or taxes) | 3.54% | 2.10% | 4.01% |

After-tax returns are calculated using the historical highest individual federal marginal income tax rates and do not reflect the impact of state and local taxes. Actual after-tax returns depend on the investor's tax situation and may differ from those shown, and the after-tax returns shown are not relevant to investors who hold their shares through tax-deferred arrangements, such as 401(k) plans or individual retirement accounts. After-tax returns are shown for Investor A Shares only, and the after-tax returns for Investor C, Institutional and Class R Shares will vary.

Investment Manager

The Fund's investment manager is BlackRock Advisors, LLC (previously defined as "BlackRock").

Portfolio Managers

| Name | Portfolio Manager of the Fund Since* | Title |
|-----------------|--------------------------------------|--|
| Rick Rieder | 2010 | Global Chief Investment Officer of Fixed Income, Co-head of BlackRock, Inc.'s Global Fixed Income platform, member of Global Operating Committee and Chairman of the BlackRock, Inc. firmwide Investment Council |
| Bob Miller | 2011 | Managing Director of BlackRock, Inc. |
| Akiva Dickstein | 2016 | Managing Director of BlackRock, Inc. |
| David Rogal | 2017 | Director of BlackRock, Inc. |

* Includes management of the Predecessor Fund.

Purchase and Sale of Fund Shares

You may purchase or redeem shares of the Fund each day the New York Stock Exchange is open. To purchase or sell shares you should contact your Financial Intermediary, or, if you hold your shares through the Fund, you should contact the Fund by phone at (800) 441-7762, by mail (c/o BlackRock Funds, P.O. Box 9819, Providence, Rhode Island 02940-8019), or by the Internet at www.blackrock.com. The Fund's initial and subsequent investment minimums generally are as follows, although the Fund may reduce or waive the minimums in some cases:

| | Investor A and Investor C Shares | Institutional Shares | Class R Shares |
|-----------------------------------|---|--|--------------------------------|
| Minimum Initial Investment | <p>\$1,000 for all accounts except:</p> <ul style="list-style-type: none"> • \$50, if establishing an Automatic Investment Plan. • There is no investment minimum for employer-sponsored retirement plans (not including SEP IRAs, SIMPLE IRAs or SARSEPs). • There is no investment minimum for certain fee-based programs. | <p>There is no minimum initial investment for:</p> <ul style="list-style-type: none"> • Employer-sponsored retirement plans (not including SEP IRAs, SIMPLE IRAs or SARSEPs), state sponsored 529 college savings plans, collective trust funds, investment companies or other pooled investment vehicles, unaffiliated thrifts and unaffiliated banks and trust companies, each of which may purchase shares of the Fund through a Financial Intermediary that has entered into an agreement with the Fund's distributor to purchase such shares. • Clients of Financial Intermediaries that: (i) charge such clients a fee for advisory, investment consulting, or similar services or (ii) have entered into an agreement with the Fund's distributor to offer Institutional Shares through a no-load program or investment platform. <p>\$2 million for individuals and "Institutional Investors," which include, but are not limited to, endowments, foundations,</p> | <p>\$100 for all accounts.</p> |

| | Investor A and Investor C Shares | Institutional Shares | Class R Shares |
|---|---|--|------------------------|
| Minimum Initial Investment (continued) | | <p>family offices, local, city, and state governmental institutions, corporations and insurance company separate accounts who may purchase shares of the Fund through a Financial Intermediary that has entered into an agreement with the Fund's distributor to purchase such shares.</p> <p>\$1,000 for:</p> <ul style="list-style-type: none"> • Clients investing through Financial Intermediaries that offer such shares on a platform that charges a transaction based sales commission outside of the Fund. • Tax-qualified accounts for insurance agents that are registered representatives of an insurance company's broker-dealer that has entered into an agreement with the Fund's distributor to offer Institutional Shares, and the family members of such persons. | |
| Minimum Additional Investment | \$50 for all accounts (with the exception of certain employer-sponsored retirement plans which may have a lower minimum). | No subsequent minimum. | No subsequent minimum. |

Tax Information

The Fund's dividends and distributions may be subject to U.S. federal income taxes and may be taxed as ordinary income or capital gains, unless you are a tax-exempt investor or are investing through a qualified tax-exempt plan described in section 401(a) of the Internal Revenue Code, in which case you may be subject to U.S. federal income tax when distributions are received from such tax-deferred arrangements.

Payments to Broker/Dealers and Other Financial Intermediaries

If you purchase shares of the Fund through a Financial Intermediary, the Fund and BlackRock Investments, LLC, the Fund's distributor, or its affiliates may pay the Financial Intermediary for the sale of Fund shares and related services. These payments may create a conflict of interest by influencing the Financial Intermediary and your individual financial professional to recommend the Fund over another investment. Ask your individual financial professional or visit your Financial Intermediary's website for more information.

Details About the Funds

Included in this prospectus are sections that tell you about buying and selling shares, management information, shareholder features of the BlackRock High Yield Bond Portfolio (the “High Yield Fund”), the BlackRock Low Duration Bond Portfolio (the “Low Duration Fund”) and the BlackRock Core Bond Portfolio (the “Core Bond Fund”) (each a “Fund” and collectively, the “Funds”) and your rights as a shareholder.

How Each Fund Invests

Investment Process of the Funds:

For the High Yield Fund, the management team evaluates sectors of the high yield market and individual bonds within these sectors. Typically, the management team will invest in distressed securities when it believes they are undervalued.

Securities are purchased for a Fund when the management teams determine that they have the potential for above-average total return. Each Fund’s performance is measured against a specified benchmark.

If a security’s rating declines (for the High Yield Fund) or falls below B (for the Low Duration Fund) or investment grade (for the Core Bond Fund), the management team will decide whether to continue to hold the security. A security will be sold if, in the opinion of the management team, the risk of continuing to hold the security is unacceptable when compared to its total return potential.

BlackRock uses an internal model for calculating duration, which may result in a different value for the duration of a benchmark compared to the duration calculated by the provider of the benchmark or another third party.

High Yield Fund

Investment Objective

The investment objective of the High Yield Fund is to seek to maximize total return, consistent with income generation and prudent investment management.

This investment objective is a non-fundamental policy of the Fund and may not be changed without 30 days’ prior notice to shareholders.

Total return is a way of measuring fund performance. Total return is based on a calculation that takes into account income dividends, capital gain distributions and the increase or decrease in share price.

Principal Investment Strategies

The High Yield Fund invests primarily in non-investment grade bonds with maturities of ten years or less. The High Yield Fund normally invests at least 80% of its assets in high yield bonds. The 80% policy is a non-fundamental policy of the Fund and may not be changed without 60 days’ prior notice to shareholders. The high yield securities (commonly called “junk bonds”) acquired by the High Yield Fund will generally be in the lower rating categories of the major rating agencies (BB or lower by S&P Global Ratings or Fitch Ratings, Inc. or Ba or lower by Moody’s Investor Services) or will be determined by the High Yield Fund management team to be of similar quality. Split rated bonds will be considered to have the higher credit rating. High yield securities are sometimes referred to as “junk bonds,” which are debt securities rated lower than investment grade (below the fourth highest rating of the major rating agencies). These securities generally pay more interest than higher rated securities. The higher yield is an incentive to investors who otherwise may be hesitant to purchase the debt of such a low-rated issuer. Split rated bonds are bonds that receive different ratings from two or more rating agencies. The Fund may invest up to 30% of its assets in non-dollar denominated bonds of issuers located outside of the United States. The High Yield Fund’s investment in non-dollar denominated bonds may be on a currency hedged or unhedged basis. The Fund may also invest in convertible and preferred securities. Convertible debt securities will be counted toward the Fund’s 80% policy to the extent they have characteristics similar to the securities included within that policy. Convertible securities generally are debt securities or preferred stock that may be converted into common stock. Convertible securities typically pay current income as either interest (debt security convertibles) or dividends (preferred stock convertibles). A convertible security’s value usually reflects both the stream of current income payments and the market value of the underlying stock. Preferred stock is a class of stock that often pays dividends at a specified rate and has preference over common stock in dividend payments and liquidation of assets.

To add additional diversification, the management team can invest in a wide range of securities including corporate bonds, mezzanine investments, collateralized bond obligations, bank loans and mortgage-backed and asset-backed securities. The High Yield Fund can also invest, to the extent consistent with its investment objective, in non-U.S. and

emerging market securities and currencies. The High Yield Fund may invest in securities of any rating, and may invest up to 10% of its assets (measured at the time of investment) in distressed securities that are in default or the issuers of which are in bankruptcy. Mezzanine investments are subordinated debt securities that receive payments of interest and principal after other more senior security holders are paid. They are generally issued in private placements in connection with an equity security. Collateralized bond obligations are securities backed by a diversified pool of high yield securities. Bank loans are fixed and floating rate loans arranged through private negotiations between a company or a non-U.S. government and one or more financial institutions. The Fund considers such investments to be debt securities. Mortgage-backed securities are asset-backed securities based on a particular type of asset, a mortgage. There is a wide variety of mortgage-backed securities involving commercial or residential, fixed rate or adjustable rate mortgages and mortgages issued by banks or government agencies. Asset-backed securities are bonds that are backed by a pool of assets, usually loans such as installment sale contracts or credit card receivables.

The High Yield Fund may buy or sell options or futures on a security or an index of securities, or enter into credit default swaps and interest rate or foreign currency transactions, including swaps (collectively, commonly known as derivatives). The Fund may use derivative instruments to hedge its investments or to seek to enhance returns. The High Yield Fund may seek to obtain market exposure to the securities in which it primarily invests by entering into a series of purchase and sale contracts or by using other investment techniques (such as reverse repurchase agreements or dollar rolls).

The High Yield Fund may engage in active and frequent trading of portfolio securities to achieve its principal investment strategies.

ABOUT THE PORTFOLIO MANAGEMENT OF THE HIGH YIELD FUND

The High Yield Fund is managed by a team of financial professionals. James Keenan, CFA, is the portfolio manager jointly and primarily responsible for setting the Fund's overall investment strategy and overseeing the Fund's investment process and performance. Mitchell Garfin, CFA, David Delbos and Derek Schoenhofen are the portfolio managers jointly and primarily responsible for the day-to-day management of the Fund. Please see "Management of the Funds — Portfolio Manager Information" for additional information about the portfolio management team.

Low Duration Fund

Investment Objective

The investment objective of the Low Duration Fund is to seek to maximize total return, consistent with income generation and prudent investment management.

This investment objective is a non-fundamental policy of the Fund and may not be changed without 30 days' prior notice to shareholders.

Total return is a way of measuring fund performance. Total return is based on a calculation that takes into account income dividends, capital gain distributions and the increase or decrease in share price.

Principal Investment Strategies

The Low Duration Fund invests primarily in investment grade bonds and maintains an average portfolio duration that is between 0 and 3 years. Investment grade bonds are bonds rated in the four highest categories by at least one of the major rating agencies or determined by the management team to be of similar quality. Generally, the higher the rating of a bond, the higher the likelihood that interest and principal payments will be made on time.

The Low Duration Fund normally invests at least 80% of its assets in debt securities. The Low Duration Fund may invest up to 20% of its assets in non-investment grade bonds (commonly called "high yield" or "junk bonds"). The Low Duration Fund may also invest up to 25% of its assets in assets of foreign issuers, of which 10% (as a percentage of the Fund's assets) may be invested in emerging markets issuers. Up to 10% of the Low Duration Fund's assets may be exposed to non-US currency risk. A bond of a foreign issuer, including an emerging market issuer, will not count toward the 10% limit on non-US currency exposure if the bond is either (i) US dollar-denominated or (ii) non-US dollar-denominated, but hedged back to US dollars. The Low Duration Fund may also invest up to 5% of its assets in convertible securities with a minimum rating of B. Split rated bonds will be considered to have the higher credit rating. Split rated bonds are bonds that receive different ratings from two or more rating agencies.

The management team evaluates sectors of the bond market and individual securities within these sectors. The management team selects bonds from several sectors including: U.S. Treasuries and agency securities, commercial and residential mortgage-backed securities, collateralized mortgage obligations ("CMOs"), asset-backed securities and corporate bonds. Mortgage-backed securities are asset-backed securities based on a particular type of asset, a mortgage. There is a wide variety of mortgage-backed securities involving commercial or residential, fixed rate or adjustable rate mortgages and mortgages issued by banks or government agencies. CMOs are bonds that are backed

by cash flows from pools of mortgages. CMOs may have multiple classes with different payment rights and protections. Asset-backed securities are bonds that are backed by a pool of assets, usually loans such as installment sale contracts or credit card receivables.

The Low Duration Fund may buy or sell options or futures on a security or an index of securities, or enter into credit default swaps and interest rate or foreign currency transactions, including swaps (collectively, commonly known as derivatives). The Fund may use derivative instruments to hedge its investments or to seek to enhance returns. The Low Duration Fund may seek to obtain market exposure to the securities in which it primarily invests by entering into a series of purchase and sale contracts or by using other investment techniques (such as reverse repurchase agreements or dollar rolls).

The Low Duration Fund may engage in active and frequent trading of portfolio securities to achieve its principal investment strategies.

ABOUT THE PORTFOLIO MANAGEMENT OF THE LOW DURATION FUND

The Low Duration Fund is managed by a team of financial professionals. Thomas Musmanno, CFA and Scott MacLellan, CFA are the portfolio managers and are jointly and primarily responsible for the day-to-day management of the Fund. Please see “Management of the Funds — Portfolio Manager Information” for additional information about the portfolio management team.

Core Bond Fund

Investment Objective

The investment objective of the Core Bond Fund is to seek to maximize total return, consistent with income generation and prudent investment management.

This investment objective is a non-fundamental policy of the Fund and may not be changed without 30 days’ prior notice to shareholders.

Total return is a way of measuring fund performance. Total return is based on a calculation that takes into account income dividends, capital gain distributions and the increase or decrease in share price.

Principal Investment Strategies

The Core Bond Fund normally invests at least 80% of its assets in bonds and maintains an average portfolio duration that is within $\pm 20\%$ of the duration of the benchmark. As of June 30, 2018, the average duration of the benchmark, the Bloomberg Barclays U.S. Aggregate Bond Index, was 5.81 years, as calculated by BlackRock. The 80% policy is a non-fundamental policy of the Fund and may not be changed without 60 days’ prior notice to shareholders.

The Core Bond Fund may invest up to 25% of its assets in assets of foreign issuers, of which 10% (as a percentage of the Fund’s assets) may be invested in emerging markets issuers. Up to 10% of the Core Bond Fund’s assets may be exposed to non-US currency risk. A bond of a foreign issuer, including an emerging market issuer, will not count toward the 10% limit on non-US currency exposure if the bond is either (i) US dollar-denominated or (ii) non-US dollar-denominated, but hedged back to US dollars.

The Core Bond Fund only buys securities that are rated investment grade at the time of purchase by at least one major rating agency or determined by the Fund’s management team to be of similar quality. Split rated bonds will be considered to have the higher credit rating. Investment grade securities are securities rated in the four highest categories by at least one of the major rating agencies or determined by the management team to be of similar quality. Generally, the higher the rating of a bond, the higher the likelihood that interest and principal payments will be made on time. Split rated bonds are bonds that receive different ratings from two or more rating agencies.

The management team evaluates sectors of the bond market and individual securities within these sectors. The management team selects bonds from several sectors including: U.S. Treasuries and agency securities, commercial and residential mortgage-backed securities, collateralized mortgage obligations (“CMOs”), asset-backed securities and corporate bonds. Mortgage-backed securities are asset-backed securities based on a particular type of asset, a mortgage. There is a wide variety of mortgage-backed securities involving commercial or residential, fixed rate or adjustable rate mortgages and mortgages issued by banks or government agencies. CMOs are bonds that are backed by cash flows from pools of mortgages. CMOs may have multiple classes with different payment rights and protections. Asset-backed securities are bonds that are backed by a pool of assets, usually loans such as installment sale contracts or credit card receivables.

The Core Bond Fund may buy or sell options or futures on a security or an index of securities, or enter into credit default swaps and interest rate or foreign currency transactions, including swaps (collectively, commonly known as derivatives). The Fund may use derivative instruments to hedge its investments or to seek to enhance returns. The

Core Bond Fund may seek to obtain market exposure to the securities in which it primarily invests by entering into a series of purchase and sale contracts or by using other investment techniques (such as reverse repurchase agreements or dollar rolls).

The Core Bond Fund may engage in active and frequent trading of portfolio securities to achieve its principal investment strategies.

ABOUT THE PORTFOLIO MANAGEMENT OF THE CORE BOND FUND

The Core Bond Fund is managed by a team of financial professionals. Rick Rieder, Bob Miller, Akiva Dickstein and David Rogal are the portfolio managers and are jointly and primarily responsible for the day-to-day management of the Fund. Please see “Management of the Funds — Portfolio Manager Information” for additional information about the portfolio management team.

Other Strategies of Each Fund:

In addition to the principal strategies discussed above, the Funds may also invest or engage in the following investments/strategies:

- **Collateralized Debt Obligations (Low Duration Fund and Core Bond Fund)** — The Fund may invest up to 10% of its net assets in collateralized debt obligations (“CDOs”), including collateralized loan obligations (“CLOs”). CDOs are types of asset-backed securities. CLOs are ordinarily issued by a trust or other special purpose entity and are typically collateralized by a pool of loans, which may include, among others, domestic and non-U.S. senior secured loans, senior unsecured loans, and subordinate corporate loans, including loans that may be rated below investment grade or equivalent unrated loans, held by such issuer.
- **Common Stock (High Yield Fund)** — The High Yield Fund may acquire and hold common stock either directly or indirectly. Indirect acquisitions include unit offerings with fixed-income securities or in connection with an amendment, waiver, or a conversion or exchange of fixed-income securities, or in connection with the bankruptcy or workout of a distressed fixed-income security, or upon the exercise of a right or warrant obtained in connection with the High Yield Fund’s investment in a fixed-income security. Direct investments in common stock will be limited to 10% of the High Yield Fund’s assets.
- **Investment Companies** — Each Fund has the ability to invest in other investment companies, such as exchange-traded funds (“ETFs”), unit investment trusts, and open-end and closed-end funds. Each Fund may invest in affiliated investment companies, including affiliated money market funds and affiliated ETFs.
- **Temporary Defensive Strategies** — For temporary defensive purposes, each Fund may restrict the markets in which it invests and may invest without limitation in cash, cash equivalents, money market securities, such as U.S. Treasury and agency obligations, other U.S. Government securities, short-term debt obligations of corporate issuers, certificates of deposit, bankers acceptances, commercial paper (short-term, unsecured, negotiable promissory notes of a domestic or foreign issuer) or other high quality fixed-income securities.
- **When-Issued and Delayed Delivery Securities and Forward Commitments** — Each Fund may invest in securities prior to their date of issue. The purchase or sale of securities on a when-issued basis or on a delayed delivery basis or through a forward commitment involves the purchase or sale of securities by the Fund at an established price with payment and delivery taking place in the future. The Fund enters into these transactions to obtain what is considered an advantageous price to the Fund at the time of entering into the transaction.

Investment Risks

This section contains a discussion of the general risks of investing in the Funds. The “Investment Objectives and Policies” section in the Statement of Additional Information (“SAI”) also includes more information about the Funds, their investments and the related risks. As with any fund, there can be no guarantee that the Fund will meet its investment objective or that the Fund’s performance will be positive for any period of time. An investment in the Fund is not insured or guaranteed by the Federal Deposit Insurance Corporation or by any bank or governmental agency. Each risk noted below is applicable to each Fund unless the specific Fund or Funds are noted in a parenthetical.

Principal Risks of Investing in a Fund:

- **Bank Loan Risk (High Yield Fund)** — The market for bank loans may not be highly liquid and the Fund may have difficulty selling them. These investments expose the Fund to the credit risk of both the financial institution and the underlying borrower.
- **Borrowing Risk (Low Duration Fund and Core Bond Fund)** — Borrowing may exaggerate changes in the net asset value of Fund shares and in the return on the Fund’s portfolio. Borrowing will cost the Fund interest expense and other fees. The costs of borrowing may reduce the Fund’s return. Borrowing may cause the Fund to liquidate positions when it may not be advantageous to do so to satisfy its obligations.

- **Collateralized Bond Obligation Risk (High Yield Fund)** — The pool of high yield securities underlying collateralized bond obligations is typically separated into groupings called tranches representing different degrees of credit quality. The higher quality tranches have greater degrees of protection and pay lower interest rates. The lower tranches, with greater risk, pay higher interest rates.
- **Convertible Securities Risk (High Yield Fund)** — The market value of a convertible security performs like that of a regular debt security; that is, if market interest rates rise, the value of a convertible security usually falls. In addition, convertible securities are subject to the risk that the issuer will not be able to pay interest or dividends when due, and their market value may change based on changes in the issuer's credit rating or the market's perception of the issuer's creditworthiness. Since it derives a portion of its value from the common stock into which it may be converted, a convertible security is also subject to the same types of market and issuer risks that apply to the underlying common stock.
- **Debt Securities Risk** — Debt securities, such as bonds, involve interest rate risk, credit risk, extension risk, and prepayment risk, among other things.

Interest Rate Risk — The market value of bonds and other fixed-income securities changes in response to interest rate changes and other factors. Interest rate risk is the risk that prices of bonds and other fixed-income securities will increase as interest rates fall and decrease as interest rates rise. The Fund may be subject to a greater risk of rising interest rates due to the current period of historically low rates. For example, if interest rates increase by 1%, assuming a current portfolio duration of ten years, and all other factors being equal, the value of the Fund's investments would be expected to decrease by 10%. The magnitude of these fluctuations in the market price of bonds and other fixed-income securities is generally greater for those securities with longer maturities. Fluctuations in the market price of the Fund's investments will not affect interest income derived from instruments already owned by the Fund, but will be reflected in the Fund's net asset value. The Fund may lose money if short-term or long-term interest rates rise sharply in a manner not anticipated by Fund management. To the extent the Fund invests in debt securities that may be prepaid at the option of the obligor (such as mortgage-backed securities), the sensitivity of such securities to changes in interest rates may increase (to the detriment of the Fund) when interest rates rise. Moreover, because rates on certain floating rate debt securities typically reset only periodically, changes in prevailing interest rates (and particularly sudden and significant changes) can be expected to cause some fluctuations in the net asset value of the Fund to the extent that it invests in floating rate debt securities. These basic principles of bond prices also apply to U.S. Government securities. A security backed by the "full faith and credit" of the U.S. Government is guaranteed only as to its stated interest rate and face value at maturity, not its current market price. Just like other fixed-income securities, government-guaranteed securities will fluctuate in value when interest rates change.

Following the financial crisis that began in 2007, the Federal Reserve has attempted to stabilize the economy and support the economic recovery by keeping the federal funds rate (the interest rate at which depository institutions lend reserve balances to other depository institutions overnight) at or near zero percent. In addition, as part of its monetary stimulus program known as quantitative easing, the Federal Reserve has purchased on the open market large quantities of securities issued or guaranteed by the U.S. Government, its agencies or instrumentalities. As the Federal Reserve "tapers" or reduces the amount of securities it purchases pursuant to quantitative easing, and/or if the Federal Reserve raises the federal funds rate, there is a risk that interest rates will rise. A general rise in interest rates has the potential to cause investors to move out of fixed-income securities on a large scale, which may increase redemptions from mutual funds that hold large amounts of fixed-income securities. Heavy redemptions could cause the Fund to sell assets at inopportune times or at a loss or depressed value and could hurt the Fund's performance.

During periods of very low or negative interest rates, the Fund may be unable to maintain positive returns. Certain countries have recently experienced negative interest rates on certain fixed-income instruments. Very low or negative interest rates may magnify interest rate risk. Changing interest rates, including rates that fall below zero, may have unpredictable effects on markets, may result in heightened market volatility and may detract from Fund performance to the extent the Fund is exposed to such interest rates.

Credit Risk — Credit risk refers to the possibility that the issuer of a debt security (i.e., the borrower) will not be able to make payments of interest and principal when due. Changes in an issuer's credit rating or the market's perception of an issuer's creditworthiness may also affect the value of the Fund's investment in that issuer. The degree of credit risk depends on both the financial condition of the issuer and the terms of the obligation.

Extension Risk — When interest rates rise, certain obligations will be paid off by the obligor more slowly than anticipated, causing the value of these obligations to fall. Rising interest rates tend to extend the duration of securities, making them more sensitive to changes in interest rates. The value of longer-term securities generally changes more in response to changes in interest rates than shorter-term securities. As a result, in a period of rising interest rates, securities may exhibit additional volatility and may lose value.

Prepayment Risk — When interest rates fall, certain obligations will be paid off by the obligor more quickly than originally anticipated, and the Fund may have to invest the proceeds in securities with lower yields. In periods of falling interest rates, the rate of prepayments tends to increase (as does price fluctuation) as borrowers are motivated to pay off debt and refinance at new lower rates. During such periods, reinvestment of the prepayment proceeds by the management team will generally be at lower rates of return than the return on the assets that were prepaid. Prepayment reduces the yield to maturity and the average life of the security.

■ **Derivatives Risk** — The Fund's use of derivatives may increase its costs, reduce the Fund's returns and/or increase volatility. Derivatives involve significant risks, including:

Volatility Risk — The Fund's use of derivatives may reduce the Fund's returns and/or increase volatility. Volatility is defined as the characteristic of a security, an index or a market to fluctuate significantly in price within a short time period. A risk of the Fund's use of derivatives is that the fluctuations in their values may not correlate with the overall securities markets.

Counterparty Risk — Derivatives are also subject to counterparty risk, which is the risk that the other party in the transaction will not fulfill its contractual obligation.

Market and Liquidity Risk — Some derivatives are more sensitive to interest rate changes and market price fluctuations than other securities. The possible lack of a liquid secondary market for derivatives and the resulting inability of the Fund to sell or otherwise close a derivatives position could expose the Fund to losses and could make derivatives more difficult for the Fund to value accurately. The Fund could also suffer losses related to its derivatives positions as a result of unanticipated market movements, which losses are potentially unlimited. Finally, BlackRock may not be able to predict correctly the direction of securities prices, interest rates and other economic factors, which could cause the Fund's derivatives positions to lose value.

Valuation Risk — Valuation may be more difficult in times of market turmoil since many investors and market makers may be reluctant to purchase complex instruments or quote prices for them. Derivatives may also expose the Fund to greater risk and increase its costs. Certain transactions in derivatives involve substantial leverage risk and may expose the Fund to potential losses that exceed the amount originally invested by the Fund.

Hedging Risk — When a derivative is used as a hedge against a position that the Fund holds, any loss generated by the derivative generally should be substantially offset by gains on the hedged investment, and vice versa. While hedging can reduce or eliminate losses, it can also reduce or eliminate gains. Hedges are sometimes subject to imperfect matching between the derivative and the underlying security, and there can be no assurance that the Fund's hedging transactions will be effective. The use of hedging may result in certain adverse tax consequences noted below.

Tax Risk — The federal income tax treatment of a derivative may not be as favorable as a direct investment in an underlying asset and may adversely affect the timing, character and amount of income the Fund realizes from its investments. As a result, a larger portion of the Fund's distributions may be treated as ordinary income rather than capital gains. In addition, certain derivatives are subject to mark-to-market or straddle provisions of the Internal Revenue Code of 1986, as amended (the "Internal Revenue Code"). If such provisions are applicable, there could be an increase (or decrease) in the amount of taxable dividends paid by the Fund. In addition, the tax treatment of certain derivatives, such as swaps, is unsettled and may be subject to future legislation, regulation or administrative pronouncements issued by the Internal Revenue Service ("IRS").

Regulatory Risk — Derivative contracts, including, without limitation, swaps, currency forwards and non-deliverable forwards, are subject to regulation under the Dodd-Frank Wall Street Reform and Consumer Protection Act ("Dodd-Frank Act") in the United States and under comparable regimes in Europe, Asia and other non-U.S. jurisdictions. Under the Dodd-Frank Act, certain derivatives are subject to margin requirements and swap dealers are required to collect margin from the Fund with respect to such derivatives. Specifically, regulations are now in effect that require swap dealers to post and collect variation margin (comprised of specified liquid instruments and subject to a required haircut) in connection with trading of over-the-counter ("OTC") swaps with the Fund. Shares of investment companies (other than certain money market funds) may not be posted as collateral under these regulations. Requirements for posting of initial margin in connection with OTC swaps will be phased-in through 2020. In addition, regulations adopted by prudential regulators that will begin to take effect in 2019 will require certain bank-regulated counterparties and certain of their affiliates to include in certain financial contracts, including many derivatives contracts, terms that delay or restrict the rights of counterparties, such as the Fund, to terminate such contracts, foreclose upon collateral, exercise other default rights or restrict transfers of credit support in the event that the counterparty and/or its affiliates are subject to certain types of resolution or insolvency proceedings. The implementation of these requirements with respect to derivatives, as well as regulations under the Dodd-Frank Act regarding clearing, mandatory trading and margining of other derivatives, may increase the costs and risks to the Fund of trading in these instruments and, as a result, may affect returns to investors in the Fund.

Future regulatory developments may impact the Fund's ability to invest or remain invested in certain derivatives. Legislation or regulation may also change the way in which the Fund itself is regulated. BlackRock cannot predict the

effects of any new governmental regulation that may be implemented on the ability of the Fund to use swaps or any other financial derivative product, and there can be no assurance that any new governmental regulation will not adversely affect the Fund's ability to achieve its investment objective.

Risks Specific to Certain Derivatives Used by the Fund

Swaps — Swap agreements, including total return swaps that may be referred to as contracts for difference, are two-party contracts entered into for periods ranging from a few weeks to more than one year. In a standard “swap” transaction, two parties agree to exchange the returns (or differentials in rates of return) earned or realized on particular predetermined investments or instruments, which can be adjusted for an interest factor. Swap agreements involve the risk that the party with whom the Fund has entered into the swap will default on its obligation to pay the Fund and the risk that the Fund will not be able to meet its obligations to pay the other party to the agreement. Swap agreements may also involve the risk that there is an imperfect correlation between the return on the Fund's obligation to its counterparty and the return on referenced asset. In addition, swap agreements are subject to market and liquidity risk, leverage risk and hedging risk.

Credit Default Swaps — Credit default swaps may have as reference obligations one or more securities that are not currently held by the Fund. The protection “buyer” may be obligated to pay the protection “seller” an up-front payment or a periodic stream of payments over the term of the contract, provided generally that no credit event on a reference obligation has occurred. Credit default swaps involve special risks in addition to those mentioned above because they are difficult to value, are highly susceptible to liquidity and credit risk, and generally pay a return to the party that has paid the premium only in the event of an actual default by the issuer of the underlying obligation (as opposed to a credit downgrade or other indication of financial difficulty).

Forward Foreign Currency Exchange Contracts — Forward foreign currency exchange transactions are OTC contracts to purchase or sell a specified amount of a specified currency or multinational currency unit at a price and future date set at the time of the contract. Forward foreign currency exchange contracts do not eliminate fluctuations in the value of non-U.S. securities but rather allow the Fund to establish a fixed rate of exchange for a future point in time. This strategy can have the effect of reducing returns and minimizing opportunities for gain.

Indexed Securities — Indexed securities provide a potential return based on a particular index of value or interest rates. The Fund's return on these securities will be subject to risk with respect to the value of the particular index. These securities are subject to leverage risk and correlation risk. Certain indexed securities have greater sensitivity to changes in interest rates or index levels than other securities, and the Fund's investment in such instruments may decline significantly in value if interest rates or index levels move in a way Fund management does not anticipate.

Futures — Futures are standardized, exchange-traded contracts that obligate a purchaser to take delivery, and a seller to make delivery, of a specific amount of an asset at a specified future date at a specified price. The primary risks associated with the use of futures contracts and options are (a) the imperfect correlation between the change in market value of the instruments held by the Fund and the price of the futures contract or option; (b) the possible lack of a liquid secondary market for a futures contract and the resulting inability to close a futures contract when desired; (c) losses caused by unanticipated market movements, which are potentially unlimited; (d) the investment adviser's inability to predict correctly the direction of securities prices, interest rates, currency exchange rates and other economic factors; and (e) the possibility that the counterparty will default in the performance of its obligations.

Options — An option is an agreement that, for a premium payment or fee, gives the option holder (the purchaser) the right but not the obligation to buy (a “call option”) or sell (a “put option”) the underlying asset (or settle for cash in an amount based on an underlying asset, rate, or index) at a specified price (the “exercise price”) during a period of time or on a specified date. Investments in options are considered speculative. When the Fund purchases an option, it may lose the total premium paid for it if the price of the underlying security or other assets decreased, remained the same or failed to increase to a level at or beyond the exercise price (in the case of a call option) or increased, remained the same or failed to decrease to a level at or below the exercise price (in the case of a put option). If a put or call option purchased by the Fund were permitted to expire without being sold or exercised, its premium would represent a loss to the Fund. To the extent that the Fund writes or sells an option, if the decline or increase in the underlying asset is significantly below or above the exercise price of the written option, the Fund could experience a substantial loss.

- **Distressed Securities Risk (High Yield Fund)** — Distressed securities are speculative and involve substantial risks in addition to the risks of investing in junk bonds. The Fund will generally not receive interest payments on the distressed securities and may incur costs to protect its investment. In addition, distressed securities involve the substantial risk that principal will not be repaid. These securities may present a substantial risk of default or may be in default at the time of investment. The Fund may incur additional expenses to the extent it is required to seek recovery upon a default in the payment of principal or interest on its portfolio holdings. In any reorganization or liquidation proceeding relating to a portfolio company, the Fund may lose its entire investment or may be required to accept cash or securities with a value less than its original investment. Distressed securities and any securities received in an exchange for such securities may be subject to restrictions on resale.

■ **Dollar Rolls Risk** — A dollar roll transaction involves a sale by the Fund of a mortgage-backed or other security concurrently with an agreement by the Fund to repurchase a similar security at a later date at an agreed-upon price. Dollar roll transactions involve the risk that the market value of the securities the Fund is required to purchase may decline below the agreed upon repurchase price of those securities. If the broker/dealer to whom the Fund sells securities becomes insolvent, the Fund's right to purchase or repurchase securities may be restricted. Successful use of mortgage dollar rolls may depend upon the adviser's ability to correctly predict interest rates and prepayments. There is no assurance that dollar rolls can be successfully employed.

■ **Emerging Markets Risk** — The risks of foreign investments are usually much greater for emerging markets. Investments in emerging markets may be considered speculative. Emerging markets may include those in countries considered emerging or developing by the World Bank, the International Finance Corporation or the United Nations. Emerging markets are riskier than more developed markets because they tend to develop unevenly and may never fully develop. They are more likely to experience hyperinflation and currency devaluations, which adversely affect returns to U.S. investors. In addition, many emerging markets have far lower trading volumes and less liquidity than developed markets. Since these markets are often small, they may be more likely to suffer sharp and frequent price changes or long-term price depression because of adverse publicity, investor perceptions or the actions of a few large investors. In addition, traditional measures of investment value used in the United States, such as price to earnings ratios, may not apply to certain small markets. Also, there may be less publicly available information about issuers in emerging markets than would be available about issuers in more developed capital markets, and such issuers may not be subject to accounting, auditing and financial reporting standards and requirements comparable to those to which U.S. companies are subject.

Many emerging markets have histories of political instability and abrupt changes in policies. As a result, their governments are more likely to take actions that are hostile or detrimental to private enterprise or foreign investment than those of more developed countries, including expropriation of assets, confiscatory taxation, high rates of inflation or unfavorable diplomatic developments. In the past, governments of such nations have expropriated substantial amounts of private property, and most claims of the property owners have never been fully settled. There is no assurance that such expropriations will not reoccur. In such an event, it is possible that the Fund could lose the entire value of its investments in the affected market. Some countries have pervasive corruption and crime that may hinder investments. Certain emerging markets may also face other significant internal or external risks, including the risk of war, and ethnic, religious and racial conflicts. In addition, governments in many emerging market countries participate to a significant degree in their economies and securities markets, which may impair investment and economic growth. National policies that may limit the Fund's investment opportunities include restrictions on investment in issuers or industries deemed sensitive to national interests.

Emerging markets may also have differing legal systems and the existence or possible imposition of exchange controls, custodial restrictions or other foreign or U.S. governmental laws or restrictions applicable to such investments. Sometimes, they may lack or be in the relatively early development of legal structures governing private and foreign investments and private property. Many emerging markets do not have income tax treaties with the United States, and as a result, investments by the Fund may be subject to higher withholding taxes in such countries. In addition, some countries with emerging markets may impose differential capital gains taxes on foreign investors.

Practices in relation to settlement of securities transactions in emerging markets involve higher risks than those in developed markets, in part because the Fund will need to use brokers and counterparties that are less well capitalized, and custody and registration of assets in some countries may be unreliable. The possibility of fraud, negligence, undue influence being exerted by the issuer or refusal to recognize that ownership exists in some emerging markets, and, along with other factors, could result in ownership registration being completely lost. The Fund would absorb any loss resulting from such registration problems and may have no successful claim for compensation. In addition, communications between the United States and emerging market countries may be unreliable, increasing the risk of delayed settlements or losses of security certificates.

■ **Foreign Securities Risk** — Securities traded in foreign markets have often (though not always) performed differently from securities traded in the United States. However, such investments often involve special risks not present in U.S. investments that can increase the chances that the Fund will lose money. In particular, the Fund is subject to the risk that because there may be fewer investors on foreign exchanges and a smaller number of securities traded each day, it may be more difficult for the Fund to buy and sell securities on those exchanges. In addition, prices of foreign securities may go up and down more than prices of securities traded in the United States.

Certain Risks of Holding Fund Assets Outside the United States — The Fund generally holds its foreign securities and cash in foreign banks and securities depositories. Some foreign banks and securities depositories may be recently organized or new to the foreign custody business. In addition, there may be limited or no regulatory oversight of their operations. Also, the laws of certain countries limit the Fund's ability to recover its assets if a foreign bank, depository or issuer of a security, or any of their agents, goes bankrupt. In addition, it is often more expensive for the Fund to buy, sell and hold securities in certain foreign markets than in the United States. The

increased expense of investing in foreign markets reduces the amount the Fund can earn on its investments and typically results in a higher operating expense ratio for the Fund than for investment companies invested only in the United States.

Currency Risk — Securities and other instruments in which the Fund invests may be denominated or quoted in currencies other than the U.S. dollar. For this reason, changes in foreign currency exchange rates can affect the value of the Fund's portfolio.

Generally, when the U.S. dollar rises in value against a foreign currency, a security denominated in that currency loses value because the currency is worth fewer U.S. dollars. Conversely, when the U.S. dollar decreases in value against a foreign currency, a security denominated in that currency gains value because the currency is worth more U.S. dollars. This risk, generally known as "currency risk," means that a strong U.S. dollar will reduce returns for U.S. investors while a weak U.S. dollar will increase those returns.

Foreign Economy Risk — The economies of certain foreign markets may not compare favorably with the economy of the United States with respect to such issues as growth of gross national product, reinvestment of capital, resources and balance of payments position. Certain foreign economies may rely heavily on particular industries or foreign capital and are more vulnerable to diplomatic developments, the imposition of economic sanctions against a particular country or countries, changes in international trading patterns, trade barriers and other protectionist or retaliatory measures. Investments in foreign markets may also be adversely affected by governmental actions such as the imposition of capital controls, nationalization of companies or industries, expropriation of assets or the imposition of punitive taxes. In addition, the governments of certain countries may prohibit or impose substantial restrictions on foreign investments in their capital markets or in certain industries. Any of these actions could severely affect securities prices or impair the Fund's ability to purchase or sell foreign securities or transfer the Fund's assets or income back into the United States, or otherwise adversely affect the Fund's operations.

Other potential foreign market risks include foreign exchange controls, difficulties in pricing securities, defaults on foreign government securities, difficulties in enforcing legal judgments in foreign courts and political and social instability. Diplomatic and political developments, including rapid and adverse political changes, social instability, regional conflicts, terrorism and war, could affect the economies, industries and securities and currency markets, and the value of the Fund's investments, in non-U.S. countries. These factors are extremely difficult, if not impossible, to predict and take into account with respect to the Fund's investments.

Governmental Supervision and Regulation/Accounting Standards — Many foreign governments do not supervise and regulate stock exchanges, brokers and the sale of securities to the same extent as such regulations exist in the United States. They also may not have laws to protect investors that are comparable to U.S. securities laws. For example, some foreign countries may have no laws or rules against insider trading. Insider trading occurs when a person buys or sells a company's securities based on material non-public information about that company. In addition, some countries may have legal systems that may make it difficult for the Fund to vote proxies, exercise shareholder rights, and pursue legal remedies with respect to its foreign investments. Accounting standards in other countries are not necessarily the same as in the United States. If the accounting standards in another country do not require as much detail as U.S. accounting standards, it may be harder for Fund management to completely and accurately determine a company's financial condition.

Settlement Risk — Settlement and clearance procedures in certain foreign markets differ significantly from those in the United States. Foreign settlement and clearance procedures and trade regulations also may involve certain risks (such as delays in payment for or delivery of securities) not typically associated with the settlement of U.S. investments.

At times, settlements in certain foreign countries have not kept pace with the number of securities transactions. These problems may make it difficult for the Fund to carry out transactions. If the Fund cannot settle or is delayed in settling a purchase of securities, it may miss attractive investment opportunities and certain of its assets may be uninvested with no return earned thereon for some period. If the Fund cannot settle or is delayed in settling a sale of securities, it may lose money if the value of the security then declines or, if it has contracted to sell the security to another party, the Fund could be liable for any losses incurred.

European Economic Risk (High Yield Fund) — The European financial markets have recently experienced volatility and adverse trends due to concerns about economic downturns in, or rising government debt levels of, several European countries. These events may spread to other countries in Europe. These events may affect the value and liquidity of certain of the Fund's investments.

Responses to the financial problems by European governments, central banks and others, including austerity measures and reforms, may not work, may result in social unrest and may limit future growth and economic recovery or have other unintended consequences. Further defaults or restructurings by governments and others of their debt could have additional adverse effects on economies, financial markets and asset valuations around the world. In addition, the United Kingdom has voted to withdraw from the European Union, and one or more other countries may

withdraw from the European Union and/or abandon the Euro, the common currency of the European Union. The impact of these actions, especially if they occur in a disorderly fashion, is not clear but could be significant and far reaching.

- **High Portfolio Turnover Risk (Low Duration Fund and Core Bond Fund)** — The Fund may engage in active and frequent trading of its portfolio securities. High portfolio turnover (more than 100%) may result in increased transaction costs to the Fund, including brokerage commissions, dealer mark-ups and other transaction costs on the sale of the securities and on reinvestment in other securities. The sale of Fund portfolio securities may result in the realization and/or distribution to shareholders of higher capital gains or losses as compared to a fund with less active trading policies. These effects of higher than normal portfolio turnover may adversely affect Fund performance. In addition, for the Core Bond Fund, investment in mortgage dollar rolls and participation in TBA transactions may significantly increase the Fund's portfolio turnover rate. A TBA transaction is a method of trading mortgage-backed securities where the buyer and seller agree upon general trade parameters such as agency, settlement date, par amount, and price at the time the contract is entered into but the mortgage-backed securities are delivered in the future, generally 30 days later.
- **Junk Bonds Risk (High Yield Fund and Low Duration Fund)** — Although junk bonds generally pay higher rates of interest than investment grade bonds, junk bonds are high risk investments that are considered speculative and may cause income and principal losses for the Fund. The major risks of junk bond investments include:
 - Junk bonds may be issued by less creditworthy issuers. Issuers of junk bonds may have a larger amount of outstanding debt relative to their assets than issuers of investment grade bonds. In the event of an issuer's bankruptcy, claims of other creditors may have priority over the claims of junk bond holders, leaving few or no assets available to repay junk bond holders.
 - Prices of junk bonds are subject to extreme price fluctuations. Adverse changes in an issuer's industry and general economic conditions may have a greater impact on the prices of junk bonds than on other higher rated fixed-income securities.
 - Issuers of junk bonds may be unable to meet their interest or principal payment obligations because of an economic downturn, specific issuer developments, or the unavailability of additional financing.
 - Junk bonds frequently have redemption features that permit an issuer to repurchase the security from the Fund before it matures. If the issuer redeems junk bonds, the Fund may have to invest the proceeds in bonds with lower yields and may lose income.
 - Junk bonds may be less liquid than higher rated fixed-income securities, even under normal economic conditions. There are fewer dealers in the junk bond market, and there may be significant differences in the prices quoted for junk bonds by the dealers. Because they are less liquid, judgment may play a greater role in valuing certain of the Fund's securities than is the case with securities trading in a more liquid market.
 - The Fund may incur expenses to the extent necessary to seek recovery upon default or to negotiate new terms with a defaulting issuer.

The credit rating of a high yield security does not necessarily address its market value risk. Ratings and market value may change from time to time, positively or negatively, to reflect new developments regarding the issuer.

- **Leverage Risk** — Some transactions may give rise to a form of economic leverage. These transactions may include, among others, derivatives, and may expose the Fund to greater risk and increase its costs. As an open-end investment company registered with the SEC, the Fund is subject to the federal securities laws, including the Investment Company Act of 1940, as amended (the "Investment Company Act"), the rules thereunder, and various SEC and SEC staff interpretive positions. In accordance with these laws, rules and positions, the Fund must "set aside" liquid assets (often referred to as "asset segregation"), or engage in other SEC- or staff-approved measures, to "cover" open positions with respect to certain kinds of instruments. The use of leverage may cause the Fund to liquidate portfolio positions when it may not be advantageous to do so to satisfy its obligations or to meet any required asset segregation requirements. Increases and decreases in the value of the Fund's portfolio will be magnified when the Fund uses leverage.
- **Liquidity Risk** — Liquidity risk exists when particular investments are difficult to purchase or sell. The Fund's investments in illiquid securities may reduce the returns of the Fund because it may be difficult to sell the illiquid securities at an advantageous time or price. To the extent that the Fund's principal investment strategies involve derivatives or securities with substantial market and/or credit risk, the Fund will tend to have the greatest exposure to liquidity risk. Liquidity risk may be the result of, among other things, the reduced number and capacity of traditional market participants to make a market in fixed-income securities or the lack of an active market. Liquid investments may become illiquid or less liquid after purchase by the Fund, particularly during periods of market turmoil. Illiquid and relatively less liquid investments may be harder to value, especially in changing markets, and if the Fund is forced to sell these investments to meet redemption requests or for other cash needs, the Fund may suffer a loss. This may be magnified in a rising interest rate environment or other circumstances where investor

redemptions from fixed-income mutual funds may be higher than normal. In addition, when there is illiquidity in the market for certain securities, the Fund, due to limitations on illiquid investments, may be subject to purchase and sale restrictions.

- **Market Risk and Selection Risk** — Market risk is the risk that one or more markets in which the Fund invests will go down in value, including the possibility that the markets will go down sharply and unpredictably. Selection risk is the risk that the securities selected by Fund management will underperform the markets, the relevant indices or the securities selected by other funds with similar investment objectives and investment strategies. This means you may lose money.
- **Mezzanine Securities Risk (High Yield Fund)** — Mezzanine securities generally are rated below investment grade and frequently are unrated and present many of the same risks as senior loans, second lien loans and non-investment grade bonds. However, unlike senior loans and second lien loans, mezzanine securities are not a senior or secondary secured obligation of the related borrower. They typically are the most subordinated debt obligation in an issuer's capital structure. Mezzanine securities also may often be unsecured. Mezzanine securities therefore are subject to the additional risk that the cash flow of the related borrower and the property securing the loan may be insufficient to repay the scheduled obligation after giving effect to any senior obligations of the related borrower. Mezzanine securities are also expected to be a highly illiquid investment. Mezzanine securities will be subject to certain additional risks to the extent that such loans may not be protected by financial covenants or limitations upon additional indebtedness. Investment in mezzanine securities is a highly specialized investment practice that depends more heavily on independent credit analysis than investments in other types of debt obligations.
- **Mortgage- and Asset-Backed Securities Risks** — Mortgage-backed securities (residential and commercial) and asset-backed securities represent interests in "pools" of mortgages or other assets, including consumer loans or receivables held in trust. Although asset-backed and commercial mortgage-backed securities ("CMBS") generally experience less prepayment than residential mortgage-backed securities, mortgage-backed and asset-backed securities, like traditional fixed-income securities, are subject to credit, interest rate, prepayment and extension risks.

Small movements in interest rates (both increases and decreases) may quickly and significantly reduce the value of certain mortgage-backed securities. The Fund's investments in asset-backed securities are subject to risks similar to those associated with mortgage-related securities, as well as additional risks associated with the nature of the assets and the servicing of those assets. These securities also are subject to the risk of default on the underlying mortgage or assets, particularly during periods of economic downturn. Certain CMBS are issued in several classes with different levels of yield and credit protection. The Fund's investments in CMBS with several classes may be in the lower classes that have greater risks than the higher classes, including greater interest rate, credit and prepayment risks.

Mortgage-backed securities may be either pass-through securities or collateralized mortgage obligations ("CMOs"). Pass-through securities represent a right to receive principal and interest payments collected on a pool of mortgages, which are passed through to security holders. CMOs are created by dividing the principal and interest payments collected on a pool of mortgages into several revenue streams (tranches) with different priority rights to portions of the underlying mortgage payments. Certain CMO tranches may represent a right to receive interest only ("IOs"), principal only ("POs") or an amount that remains after floating-rate tranches are paid (an inverse floater). These securities are frequently referred to as "mortgage derivatives" and may be extremely sensitive to changes in interest rates. Interest rates on inverse floaters, for example, vary inversely with a short-term floating rate (which may be reset periodically). Interest rates on inverse floaters will decrease when short-term rates increase, and will increase when short-term rates decrease. These securities have the effect of providing a degree of investment leverage. In response to changes in market interest rates or other market conditions, the value of an inverse floater may increase or decrease at a multiple of the increase or decrease in the value of the underlying securities. If the Fund invests in CMO tranches (including CMO tranches issued by government agencies) and interest rates move in a manner not anticipated by Fund management, it is possible that the Fund could lose all or substantially all of its investment. Certain mortgage-backed securities in which the Fund may invest may also provide a degree of investment leverage, which could cause the Fund to lose all or substantially all of its investment.

The mortgage market in the United States has experienced difficulties that may adversely affect the performance and market value of certain of the Fund's mortgage-related investments. Delinquencies and losses on mortgage loans (including subprime and second-lien mortgage loans) generally have increased and may continue to increase, and a decline in or flattening of real estate values (as has been experienced and may continue to be experienced in many housing markets) may exacerbate such delinquencies and losses. Also, a number of mortgage loan originators have experienced serious financial difficulties or bankruptcy. Reduced investor demand for mortgage loans and mortgage-related securities and increased investor yield requirements have caused limited liquidity in the secondary market for mortgage-related securities, which can adversely affect the market value of mortgage-related securities. It is possible that such limited liquidity in such secondary markets could continue or worsen.

Asset-backed securities entail certain risks not presented by mortgage-backed securities, including the risk that in certain states it may be difficult to perfect the liens securing the collateral backing certain asset-backed securities. In addition, certain asset-backed securities are based on loans that are unsecured, which means that there is no collateral to seize if the underlying borrower defaults.

- **Preferred Securities Risk (High Yield Fund)** — Preferred securities may pay fixed or adjustable rates of return. Preferred securities are subject to issuer-specific and market risks applicable generally to equity securities. In addition, a company's preferred securities generally pay dividends only after the company makes required payments to holders of its bonds and other debt. For this reason, the value of preferred securities will usually react more strongly than bonds and other debt to actual or perceived changes in the company's financial condition or prospects. Preferred securities of smaller companies may be more vulnerable to adverse developments than preferred stock of larger companies.
- **Repurchase Agreements and Purchase and Sale Contracts Risk** — If the other party to a repurchase agreement or purchase and sale contract defaults on its obligation under the agreement, the Fund may suffer delays and incur costs or lose money in exercising its rights under the agreement. If the seller fails to repurchase the security in either situation and the market value of the security declines, the Fund may lose money.
- **Reverse Repurchase Agreements Risk** — Reverse repurchase agreements involve the sale of securities held by the Fund with an agreement to repurchase the securities at an agreed-upon price, date and interest payment. Reverse repurchase agreements involve the risk that the other party may fail to return the securities in a timely manner or at all. The Fund could lose money if it is unable to recover the securities and the value of the collateral held by the Fund, including the value of the investments made with cash collateral, is less than the value of the securities. These events could also trigger adverse tax consequences to the Fund.
- **U.S. Government Issuer Risk (Low Duration Fund and Core Bond Fund)** — Treasury obligations may differ in their interest rates, maturities, times of issuance and other characteristics. Obligations of U.S. Government agencies and authorities are supported by varying degrees of credit but generally are not backed by the full faith and credit of the U.S. Government. No assurance can be given that the U.S. Government will provide financial support to its agencies and authorities if it is not obligated by law to do so.

Each Fund may also be subject to certain other risks associated with its investments and investment strategies, including:

- **Collateralized Debt Obligations Risk (Low Duration Fund and Core Bond Fund)** — In addition to the typical risks associated with fixed-income securities and asset-backed securities, CDOs carry additional risks including, but not limited to: (i) the possibility that distributions from collateral securities will not be adequate to make interest or other payments; (ii) the risk that the collateral may default or decline in value or be downgraded, if rated by a nationally recognized statistical rating organization; (iii) the Fund may invest in tranches of CDOs that are subordinate to other tranches; (iv) the structure and complexity of the transaction and the legal documents could lead to disputes among investors regarding the characterization of proceeds; (v) the investment return achieved by the Fund could be significantly different than those predicted by financial models; (vi) the lack of a readily available secondary market for CDOs; (vii) the risk of forced "fire sale" liquidation due to technical defaults such as coverage test failures; and (viii) the CDO's manager may perform poorly. In addition, investments in CDOs may be characterized by the Fund as illiquid securities.
- **Common Stock Risk (High Yield Fund)** — Common stocks represent equity ownership in a company. Stock markets are volatile. The price of common stock will fluctuate and can decline and reduce the value of a portfolio investing in equities. The value of common stock purchased by the Fund could decline if the financial condition of the companies the Fund invests in declines or if overall market and economic conditions deteriorate. The value of equity securities may also decline due to factors that affect a particular industry or industries, such as labor shortages or an increase in production costs and competitive conditions within an industry. In addition, the value may decline due to general market conditions that are not specifically related to a company or industry, such as real or perceived adverse economic conditions, changes in the general outlook for corporate earnings, changes in interest or currency rates or generally adverse investor sentiment.
- **Expense Risk** — Fund expenses are subject to a variety of factors, including fluctuations in the Fund's net assets. Accordingly, actual expenses may be greater or less than those indicated. For example, to the extent that the Fund's net assets decrease due to market declines or redemptions, the Fund's expenses will increase as a percentage of Fund net assets. During periods of high market volatility, these increases in the Fund's expense ratio could be significant.
- **Investment in Other Investment Companies Risk** — As with other investments, investments in other investment companies, including ETFs, are subject to market and selection risk. In addition, if the Fund acquires shares of investment companies, including ones affiliated with the Fund, shareholders bear both their proportionate share of expenses in the Fund (including management and advisory fees) and, indirectly, the expenses of the investment

companies (to the extent not offset by BlackRock through waivers to the Fund's management fees). To the extent the Fund is held by an affiliated fund, the ability of the Fund itself to hold other investment companies may be limited.

■ **Valuation Risk** — The price the Fund could receive upon the sale of any particular portfolio investment may differ from the Fund's valuation of the investment, particularly for securities that trade in thin or volatile markets or that are valued using a fair valuation methodology or a price provided by an independent pricing service. As a result, the price received upon the sale of an investment may be less than the value ascribed by the Fund, and the Fund could realize a greater than expected loss or lesser than expected gain upon the sale of the investment. Pricing services that value fixed-income securities generally utilize a range of market-based and security-specific inputs and assumptions, as well as considerations about general market conditions, to establish a price. Pricing services generally value fixed-income securities assuming orderly transactions of an institutional round lot size, but may be held or transactions may be conducted in such securities in smaller, odd lot sizes. Odd lots may trade at lower prices than institutional round lots. The Fund's ability to value its investments may also be impacted by technological issues and/or errors by pricing services or other third-party service providers.

■ **When-Issued and Delayed Delivery Securities and Forward Commitments Risk** — When-issued and delayed delivery securities and forward commitments involve the risk that the security the Fund buys will lose value prior to its delivery. There also is the risk that the security will not be issued or that the other party to the transaction will not meet its obligation. If this occurs, the Fund may lose both the investment opportunity for the assets it set aside to pay for the security and any gain in the security's price.

Account Information

How to Choose the Share Class that Best Suits Your Needs

The High Yield Fund currently offers multiple share classes (Investor A, Investor C, Institutional and Class R Shares in this prospectus) and the Low Duration Fund and the Core Bond Fund currently offer multiple share classes (Investor A, Investor C, Institutional and Class R Shares in this prospectus), each with its own sales charge and expense structure, allowing you to invest in the way that best suits your needs. Each share class represents an ownership interest in the same investment portfolio of the particular Fund. When you choose your class of shares, you should consider the size of your investment and how long you plan to hold your shares. Either your financial professional or your selected securities dealer, broker, investment adviser, service provider or industry professional (including BlackRock, The PNC Financial Services Group, Inc. (“PNC”) and their respective affiliates) (each a “Financial Intermediary”) can help you determine which share class is best suited to your personal financial goals. Investor A Shares and Investor C Shares are sometimes referred to herein collectively as “Investor Shares.”

For example, if you select Institutional Shares, you will not pay any sales charge. However, only certain investors may buy Institutional Shares. If you select Investor A Shares, you generally pay a sales charge at the time of purchase and an ongoing service fee of 0.25% per year. You may be eligible for a sales charge reduction or waiver.

If you select Investor C or Class R Shares, you will invest the full amount of your purchase price, but you will be subject to a distribution fee of 0.75% per year for Investor C Shares and 0.25% per year for Class R Shares and a service fee of 0.25% per year for both classes of shares under a plan adopted pursuant to Rule 12b-1 under the Investment Company Act of 1940, as amended (the “Investment Company Act”). Because these fees are paid out of the Fund’s assets on an ongoing basis, over time these fees increase the cost of your investment and may cost you more than paying other types of sales charges. In addition, you may be subject to a deferred sales charge when you sell Investor C Shares within one year. Classes with lower expenses will have higher net asset values and dividends relative to other share classes.

The Fund’s shares are distributed by BlackRock Investments, LLC (the “Distributor”), an affiliate of BlackRock.

The table below summarizes key features of each of the share classes of the Funds.

Share Classes at a Glance¹

| | Investor A | Investor C ^{2,3} | Institutional | Class R |
|---------------------|---|---|--|--|
| Availability | Generally available through Financial Intermediaries. | Generally available through Financial Intermediaries. | Limited to certain investors, including: <ul style="list-style-type: none"> • Individuals and “Institutional Investors” which include, but are not limited to, endowments, foundations, family offices, local, city, and state governmental institutions, corporations and insurance company separate accounts, who may purchase shares of the Fund through a Financial Intermediary that has entered into an agreement with the Distributor to purchase such shares. • Employer-sponsored retirement plans (not including SEP IRAs, SIMPLE IRAs or SARSEPs), state sponsored 529 college savings plans, | Available only to certain employer-sponsored retirement plans. |

Share Classes at a Glance¹

| | Investor A | Investor C ^{2,3} | Institutional | Class R |
|---------------------------------|---|---|---|-------------------------|
| Availability (continued) | | | <p>collective trust funds, investment companies or other pooled investment vehicles, unaffiliated thrifts and unaffiliated banks and trust companies, each of which may purchase shares of the Fund through a Financial Intermediary that has entered into an agreement with the Distributor to purchase such shares.</p> <ul style="list-style-type: none"> • Employees, officers and directors/trustees of BlackRock or its affiliates and immediate family members of such persons, if they open an account directly with BlackRock. • Participants in certain programs sponsored by BlackRock or its affiliates or other Financial Intermediaries. • Tax-qualified accounts for insurance agents that are registered representatives of an insurance company's broker-dealer that has entered into an agreement with the Distributor to offer Institutional Shares, and the family members of such persons. • Clients investing through Financial Intermediaries that have entered into an agreement with the Distributor to offer such shares on a platform that charges a transaction based sales commission outside of the Fund. | |
| Minimum Investment | <p>\$1,000 for all accounts except:</p> <ul style="list-style-type: none"> • \$50, if establishing an Automatic Investment Plan ("AIP"). • There is no investment minimum for employer-sponsored retirement plans (not including SEP IRAs, SIMPLE IRAs or SARSEPs). • There is no investment minimum for certain fee-based programs. | <p>\$1,000 for all accounts except:</p> <ul style="list-style-type: none"> • \$50, if establishing an AIP. • There is no investment minimum for employer-sponsored retirement plans (not including SEP IRAs, SIMPLE IRAs or SARSEPs). • There is no investment minimum for certain fee-based programs. | <p>There is no investment minimum for:</p> <ul style="list-style-type: none"> • Employer-sponsored retirement plans (not including SEP IRAs, SIMPLE IRAs or SARSEPs), state sponsored 529 college savings plans, collective trust funds, investment companies or other pooled investment vehicles, unaffiliated thrifts and | \$100 for all accounts. |

Share Classes at a Glance¹

| | Investor A | Investor C ^{2,3} | Institutional | Class R |
|---|---|--|---|--|
| Minimum Investment (continued) | | | <p>unaffiliated banks and trust companies.</p> <ul style="list-style-type: none"> • Employees, officers and directors/trustees of BlackRock or its affiliates and immediate family members of such persons, if they open an account directly with BlackRock. • Clients of Financial Intermediaries that: <ul style="list-style-type: none"> (i) charge such clients a fee for advisory, investment consulting, or similar services or (ii) have entered into an agreement with the Distributor to offer Institutional Shares through a no-load program or investment platform. <p>\$2 million for individuals and Institutional Investors.</p> <p>\$1,000 investment minimum for:</p> <ul style="list-style-type: none"> • Clients investing through Financial Intermediaries that offer such shares on a platform that charges a transaction based sales commission outside of the Fund. • Tax-qualified accounts for insurance agents that are registered representatives of an insurance company's broker-dealer that has entered into an agreement with the Distributor to offer Institutional Shares, and the family members of such persons. | |
| Initial Sales Charge? | Yes. Payable at time of purchase. Lower sales charges are available for larger investments. | No. Entire purchase price is invested in shares of the Fund. | No. Entire purchase price is invested in shares of the Fund. | No. Entire purchase price is invested in shares of the Fund. |
| Deferred Sales Charge? | No. (May be charged for purchases of \$1 million (\$500,000 for Low Duration Fund) or more that are redeemed within 18 months.) | Yes. Payable if you redeem within one year of purchase. | No. | No. |
| Distribution and Service (12b-1) Fees? | No Distribution Fee. 0.25% Annual Service Fee. | 0.75% Annual Distribution Fee. 0.25% Annual Service Fee. | No. | 0.25% Annual Distribution Fee. 0.25% Annual Service Fee. |
| Redemption Fees? | No. | No. | No. | No. |

Share Classes at a Glance¹

| | Investor A | Investor C ^{2,3} | Institutional | Class R |
|---|--|---|--|--|
| Conversion to Investor A Shares? | N/A | No. | No. | No. |
| Advantage | Makes sense for investors who are eligible to have the sales charge reduced or eliminated or who have a long-term investment horizon because there are no ongoing distribution fees. | No up-front sales charge so you start off owning more shares. These shares may make sense for investors who have a shorter investment horizon relative to Investor A Shares. | No up-front sales charge so you start off owning more shares. No distribution or service fees. | No up-front sales charge so you start off owning more shares. |
| Disadvantage | You pay a sales charge up-front, and therefore you start off owning fewer shares. | You pay ongoing distribution fees each year you own Investor C Shares, which means that over the long term you can expect higher total fees per share than Investor A Shares and, as a result, lower total performance. | Limited availability. | Limited availability. You pay ongoing distribution fees each year you own Class R Shares, which means that over the long term you can expect higher total fees per share than Investor A Shares and, as a result, lower total performance. |

¹ Please see “Details About the Share Classes” for more information about each share class.

² If you establish a new account directly with the Fund and do not have a Financial Intermediary associated with your account, you may only invest in Investor A Shares. Applications without a Financial Intermediary that select Investor C Shares will not be accepted.

³ The Fund will not accept a purchase order of \$500,000 or more for Investor C Shares (may be lower on funds that have set a lower breakpoint for purchasing Investor A Shares without a front-end sales charge). Your Financial Intermediary may set a lower maximum for Investor C Shares.

The following pages will cover the additional details of each share class, including the Institutional Shares requirements, the sales charge table for Investor A Shares, reduced sales charge information, Investor C Share CDSC information, and sales charge waivers.

The availability of certain sales charge waivers and reductions will depend on whether you purchase your shares directly from a Fund or through a Financial Intermediary. Financial Intermediaries may have different policies and procedures regarding the availability of front-end sales charge waivers or deferred sales charge waivers, which are discussed below. In all instances, it is your responsibility to notify the Fund or your Financial Intermediary at the time of purchase of any relationship or other facts qualifying you for sales charge waivers or reductions. **For waivers and discounts not available through a particular Financial Intermediary, shareholders will have to purchase Fund shares directly from a Fund or through another Financial Intermediary to receive these waivers or reductions. Please see the “Intermediary-Defined Sales Charge Waiver Policies” section to determine any sales charge waivers and reductions that may be available to you through your Financial Intermediary.**

More information about existing sales charge reductions and waivers is available free of charge in a clear and prominent format via hyperlink at www.blackrock.com and in the SAL, which is available on the website or on request.

Details About the Share Classes

Investor A Shares — Initial Sales Charge Option

The following table shows the front-end sales charges that you may pay if you buy Investor A Shares. The offering price for Investor A Shares includes any front-end sales charge. The front-end sales charge expressed as a percentage of the offering price may be higher or lower than the charge described below due to rounding. Similarly, any contingent deferred sales charge paid upon certain redemptions of Investor A Shares expressed as a percentage of the applicable redemption amount may be higher or lower than the charge described below due to rounding. You may qualify for a reduced front-end sales charge. Purchases of Investor A Shares at certain fixed dollar levels, known as “breakpoints,” cause a reduction in the front-end sales charge. Once you achieve a breakpoint, you pay that sales charge on your entire purchase amount (and not just the portion above the breakpoint). If you select Investor A Shares, you will pay a sales charge at the time of purchase as shown in the following table.

High Yield Fund and Core Bond Fund

| Your Investment | Sales Charge as a % of Offering Price | Sales Charge as a % of Your Investment ¹ | Dealer Compensation as a % of Offering Price |
|-------------------------------------|---------------------------------------|---|--|
| Less than \$25,000 | 4.00% | 4.17% | 3.75% |
| \$25,000 but less than \$100,000 | 3.75% | 3.90% | 3.50% |
| \$100,000 but less than \$250,000 | 3.50% | 3.63% | 3.25% |
| \$250,000 but less than \$500,000 | 2.50% | 2.56% | 2.25% |
| \$500,000 but less than \$750,000 | 2.00% | 2.04% | 1.75% |
| \$750,000 but less than \$1,000,000 | 1.50% | 1.52% | 1.25% |
| \$1,000,000 and over ² | 0.00% | 0.00% | — ² |

Low Duration Fund

| Your Investment | Sales Charge as a % of Offering Price | Sales Charge as a % of Your Investment ¹ | Dealer Compensation as a % of Offering Price |
|-----------------------------------|---------------------------------------|---|--|
| Less than \$50,000 | 2.25% | 2.30% | 2.00% |
| \$50,000 but less than \$100,000 | 2.00% | 2.04% | 1.75% |
| \$100,000 but less than \$250,000 | 1.75% | 1.78% | 1.50% |
| \$250,000 but less than \$500,000 | 1.50% | 1.52% | 1.25% |
| \$500,000 and over ² | 0.00% | 0.00% | — ² |

¹ Rounded to the nearest one-hundredth percent.

² If you invest \$1,000,000 (\$500,000 for the Low Duration Fund) or more in Investor A Shares, you will not pay an initial sales charge. In that case, BlackRock compensates the Financial Intermediary from its own resources. However, if you redeem your shares within 18 months after purchase, you may be charged a deferred sales charge of 0.75% of the lesser of the original cost of the shares being redeemed or your redemption proceeds. Such deferred sales charge may be waived in connection with certain fee-based programs.

No initial sales charge applies to Investor A Shares that you buy through reinvestment of Fund dividends or capital gains.

Sales Charges Reduced or Eliminated for Investor A Shares

There are several ways in which the sales charge can be reduced or eliminated. Purchases of Investor A Shares at certain fixed dollar levels, known as “breakpoints,” cause a reduction in the front-end sales charge (as described above in the “Investor A Shares — Initial Sales Charge Option” section). Additionally, the front-end sales charge can be reduced or eliminated through one or a combination of the following: a Letter of Intent, the right of accumulation, the reinstatement privilege (described under “Account Services and Privileges”), or a waiver of the sales charge (described below).

Reductions or eliminations through a Letter of Intent or the right of accumulation will apply to the value of all qualifying holdings in shares of mutual funds sponsored and advised by BlackRock or its affiliates (“BlackRock Funds”) owned by (a) the investor, or (b) the investor’s spouse and any children and a trust, custodial account or fiduciary account for the benefit of any such individuals. For this purpose, the value of an investor’s holdings means the offering price of the newly purchased shares (including any applicable sales charge) plus the current value (including any sales charges paid) of all other shares the investor already holds taken together.

See the “Intermediary-Defined Sales Charge Waiver Policies” section for sales charge reductions and waivers that may be available to customers of certain Financial Intermediaries.

Qualifying Holdings — Investor A and A1, Investor B, Investor C, C1, C2 and C3, Investor P, Institutional and Class K Shares (in most BlackRock Funds) and investments in the BlackRock CollegeAdvantage 529 Program.

Qualifying Holdings may include shares held in accounts held at a Financial Intermediary, including personal accounts, certain retirement accounts, UGMA/UTMA accounts, Joint Tenancy accounts, trust accounts and Transfer on Death accounts, as well as shares purchased by a trust of which the investor is a beneficiary. For purposes of the Letter of Intent and right of accumulation, the investor may not combine with the investor’s other holdings shares held in pension, profit sharing or other employer-sponsored retirement plans if those shares are held in the name of a nominee or custodian.

In order to receive a reduced sales charge, at the time an investor purchases shares of a Fund, the investor should inform the Financial Intermediary and/or BlackRock Funds of any other shares of a Fund or any other BlackRock Fund that qualify for a reduced sales charge. Failure by the investor to notify the Financial Intermediary or BlackRock Funds may result in the investor not receiving the sales charge reduction to which the investor is otherwise entitled.

The Financial Intermediary or BlackRock Funds may request documentation — including account statements and records of the original cost of the shares owned by the investor, the investor's spouse and/or children showing that the investor qualifies for a reduced sales charge. The investor should retain these records because — depending on where an account is held or the type of account — the Fund and/or the Financial Intermediary or BlackRock Funds may not be able to maintain this information.

For more information, see the SAI or contact your Financial Intermediary.

Letter of Intent

An investor may qualify for a reduced front-end sales charge immediately by signing a “Letter of Intent” stating the investor's intention to buy a specified amount of Investor A, Investor C, Investor P, Institutional and/or Class K Shares and/or make an investment through the BlackRock CollegeAdvantage 529 Program in one or more BlackRock Funds within the next 13 months that would, if bought all at once, qualify the investor for a reduced sales charge. The initial investment must meet the minimum initial purchase requirement. The 13-month Letter of Intent period commences on the day that the Letter of Intent is received by the Fund.

The market value of current holdings in the BlackRock Funds (including Investor A, Investor B, Investor C, Investor P, Institutional and Class K Shares and the BlackRock CollegeAdvantage 529 Program Class A and Class C Units) as of the date of commencement that are eligible under the Right of Accumulation may be counted towards the sales charge reduction.

The investor must notify the Fund of (i) any current holdings in the BlackRock Funds and/or the BlackRock CollegeAdvantage 529 Program that should be counted towards the sales charge reduction and (ii) any subsequent purchases that should be counted towards the Letter of Intent.

During the term of the Letter of Intent, the Fund will hold Investor A Shares representing up to 5% of the indicated amount in an escrow account for payment of a higher sales load if the full amount indicated in the Letter of Intent is not purchased. If the full amount indicated is not purchased within the 13-month period, and the investor does not pay the higher sales load within 20 days, the Fund will redeem enough of the Investor A Shares held in escrow to pay the difference.

Right of Accumulation

Investors have a “right of accumulation” under which the current value of an investor's existing Investor A and A1, Investor B, Investor C and C1, C2 and C3, Investor P, Institutional and Class K Shares in most BlackRock Funds and the investment in the BlackRock CollegeAdvantage 529 Program by the investor or by or on behalf of the investor's spouse and children may be combined with the amount of the current purchase in determining whether an investor qualifies for a breakpoint and a reduced front-end sales charge. Financial Intermediaries may value current holdings of their customers differently for purposes of determining whether an investor qualifies for a breakpoint and a reduced front-end sales charge, although customers of the same Financial Intermediary will be treated similarly. In order to use this right, the investor must alert BlackRock to the existence of any previously purchased shares.

Other Front-End Sales Charge Waivers

The following persons may also buy Investor A Shares without paying a sales charge:

- Certain employer-sponsored retirement plans. For purposes of this waiver, employer-sponsored retirement plans do not include SEP IRAs, SIMPLE IRAs or SARSEPs;
- Rollovers of current investments through certain employer-sponsored retirement plans, provided the shares are transferred to the same BlackRock Fund as either a direct rollover, or subsequent to distribution, the rolled-over proceeds are contributed to a BlackRock IRA through an account directly with the Fund; or purchases by IRA programs that are sponsored by Financial Intermediary firms provided the Financial Intermediary firm has entered into a Class A Net Asset Value agreement with respect to such program with the Distributor;
- Insurance company separate accounts;
- Registered investment advisers, trust companies and bank trust departments exercising discretionary investment authority with respect to amounts to be invested in the Fund;
- Persons participating in a fee-based program (such as a wrap account) under which they pay advisory fees to a broker-dealer or other financial institution;
- Financial Intermediaries who have entered into an agreement with the Distributor and have been approved by the Distributor to offer Fund shares to self-directed investment brokerage accounts that may or may not charge a transaction fee;

- Persons associated with a Fund, a Fund's manager, a Fund's sub-adviser, transfer agent, Distributor, fund accounting agents, Barclays PLC ("Barclays") and their respective affiliates (to the extent permitted by these firms) including: (a) officers, directors and partners; (b) employees and retirees; (c) employees of firms who have entered into selling agreements to distribute shares of BlackRock Funds; (d) immediate family members of such persons; and (e) any trust, pension, profit-sharing or other benefit plan for any of the persons set forth in (a) through (d); and
- State sponsored 529 college savings plans.

In addition, a sales charge waiver may be available for investors exchanging Investor P Shares of another BlackRock Fund for Investor A Shares of the Fund through an intermediary-processed exchange, provided that the investor had previously paid a sales charge with respect to such shares.

In addition, Financial Intermediaries may, in connection with a change in account type or otherwise in accordance with a Financial Intermediary's policies and procedures, exchange one class of shares for Investor A Shares of the same Fund. In such cases, such exchange would not be subject to an Investor A Shares sales charge. The availability of Investor A Shares sales charge waivers may depend on the policies, procedures and trading platforms of your Financial Intermediary; consult your financial adviser.

See the "Intermediary-Defined Sales Charge Waiver Policies" section for sales charge reductions and waivers that may be available to customers of certain Financial Intermediaries.

Investor A Shares at Net Asset Value

If you invest \$1,000,000 or more in Investor A Shares (\$500,000 for the Low Duration Fund), you will not pay any initial sales charge. However, if you redeem your Investor A Shares within 18 months after purchase, you may be charged a deferred sales charge of 0.75% of the lesser of the original cost of the shares being redeemed or your redemption proceeds. For a discussion on waivers, see "Contingent Deferred Sales Charge Waivers."

If you are eligible to buy both Investor A and Institutional Shares, you should buy Institutional Shares since Investor A Shares are subject to a front-end sales charge and an annual 0.25% service fee, while Institutional Shares are not. The Distributor normally pays the annual Investor A Shares service fee to dealers as a shareholder servicing fee on a monthly basis.

Investor C Shares — Deferred Sales Charge Option

If you select Investor C Shares, you do not pay an initial sales charge at the time of purchase. However, if you redeem your Investor C Shares within one year after purchase, you may be required to pay a deferred sales charge of 1.00%. The charge will apply to the lesser of the original cost of the shares being redeemed or the proceeds of your redemption. When you redeem Investor C Shares, the redemption order is processed so that the lowest deferred sales charge is charged. Investor C Shares that are not subject to the deferred sales charge are redeemed first. In addition, you will not be charged a deferred sales charge when you redeem shares that you acquire through reinvestment of Fund dividends or capital gains. Any CDSC paid on the redemptions of Investor C Shares expressed as a percentage of the applicable redemption amount may be higher or lower than the charge described due to rounding.

Investor C Shares do not offer a conversion privilege.

See the "Intermediary-Defined Sales Charge Waiver Policies" section for sales charge reductions and waivers that may be available to customers of certain Financial Intermediaries.

You will also pay distribution fees of 0.75% and service fees of 0.25% for Investor C Shares each year. Because these fees are paid out of the Fund's assets on an ongoing basis, over time these fees increase the cost of your investment and may cost you more than paying other types of sales charges. The Distributor uses the money that it receives from the deferred sales charges and the distribution fees to cover the costs of marketing, advertising and compensating the Financial Intermediary who assists you in purchasing Fund shares.

The Distributor currently pays dealers a sales concession of 1.00% of the purchase price of Investor C Shares from its own resources at the time of sale. The Distributor pays the annual Investor C Shares distribution fee and the annual Investor C Shares service fee as an ongoing concession and as a shareholder servicing fee, respectively, to dealers for Investor C Shares held for over a year and normally retains the Investor C Shares distribution fee and service fee during the first year after purchase. For certain employer-sponsored retirement plans, the Distributor will pay the full Investor C Shares distribution fee and service fee to dealers beginning in the first year after purchase in lieu of paying the sales concession. This may depend on the policies, procedures and trading platforms of your Financial Intermediary; consult your financial adviser.

Contingent Deferred Sales Charge Waivers

The deferred sales charge relating to Investor A and Investor C Shares may be reduced or waived in certain circumstances, such as:

- Redemptions of shares purchased through certain employer-sponsored retirement plans and rollovers of current investments in the Fund through such plans;

- Exchanges pursuant to the exchange privilege, as described in “How to Buy, Sell, Exchange and Transfer Shares — How to Exchange Shares or Transfer Your Account”;
- Redemptions made in connection with minimum required distributions from IRA or 403(b)(7) accounts due to the shareholder reaching the age of 70½;
- Certain post-retirement withdrawals from an IRA or other retirement plan if you are over 59½ years old and you purchased your shares prior to October 2, 2006;
- Redemptions made with respect to certain retirement plans sponsored by the Fund, BlackRock or an affiliate;
- Redemptions resulting from shareholder death as long as the waiver request is made within one year of death or, if later, reasonably promptly following completion of probate (including in connection with the distribution of account assets to a beneficiary of the decedent);
- Withdrawals resulting from shareholder disability (as defined in the Internal Revenue Code) as long as the disability arose subsequent to the purchase of the shares;
- Involuntary redemptions made of shares in accounts with low balances;
- Certain redemptions made through the Systematic Withdrawal Plan offered by the Fund, BlackRock or an affiliate;
- Redemptions related to the payment of BNY Mellon Investment Servicing Trust Company custodial IRA fees; and
- Redemptions when a shareholder can demonstrate hardship, in the absolute discretion of the Fund.

See the “Intermediary-Defined Sales Charge Waiver Policies” section for sales charge reductions and waivers that may be available to customers of certain Financial Intermediaries.

More information about existing sales charge reductions and waivers is available free of charge in a clear and prominent format via hyperlink at www.blackrock.com and in the SAI, which is available on the website or on request.

Institutional Shares

Institutional Shares are not subject to any sales charge. Only certain investors are eligible to buy Institutional Shares. Your Financial Intermediary can help you determine whether you are eligible to buy Institutional Shares. Each Fund may permit a lower initial investment for certain investors if their purchase, combined with purchases by other investors received together by the Fund, meets the minimum investment requirement.

Institutional Shares may also be available on certain brokerage platforms. An investor transacting in Institutional Shares on such brokerage platforms through a broker acting as an agent for the investor may be required to pay a commission and/or other forms of compensation to the broker. Shares of the Fund are available in other share classes that have different fees and expenses.

Eligible Institutional Share investors include the following:

- Individuals and “Institutional Investors” with a minimum initial investment of \$2 million who may purchase shares of the Fund through a Financial Intermediary that has entered into an agreement with the Distributor to purchase such shares;
- Clients of Financial Intermediaries that: (i) charge such clients a fee for advisory, investment consulting, or similar services or (ii) have entered into an agreement with the Distributor to offer Institutional Shares through a no-load program or investment platform, in each case, with no minimum initial investment;
- Clients investing through Financial Intermediaries that have entered into an agreement with the Distributor to offer such shares on a platform that charges a transaction based sales commission outside of the Fund, with a minimum initial investment of \$1,000;
- Employer-sponsored retirement plans (not including SEP IRAs, SIMPLE IRAs or SARSEPs), state sponsored 529 college savings plans, collective trust funds, investment companies or other pooled investment vehicles, unaffiliated thrifts and unaffiliated banks and trust companies, each of which is not subject to any minimum initial investment and may purchase shares of the Fund through a Financial Intermediary that has entered into an agreement with the Distributor to purchase such shares;
- Trust department clients of PNC Bank and Bank of America, N.A. and their affiliates for whom they (i) act in a fiduciary capacity (excluding participant directed employee benefit plans); (ii) otherwise have investment discretion; or (iii) act as custodian for at least \$2 million in assets, who are not subject to any minimum initial investment;
- Holders of certain Bank of America Corporation (“BofA Corp.”) sponsored unit investment trusts (“UITs”) who reinvest dividends received from such UITs in shares of the Fund, who are not subject to any minimum initial investment;

- Employees, officers and directors/trustees of BlackRock, Inc., BlackRock Funds, BofA Corp., PNC, Barclays or their respective affiliates and immediate family members of such persons, if they open an account directly with BlackRock, who are not subject to any minimum initial investment; and
- Tax-qualified accounts for insurance agents that are registered representatives of an insurance company's broker-dealer that has entered into an agreement with the Distributor to offer Institutional Shares, and the family members of such persons.

The Fund reserves the right to modify or waive the above-stated policies at any time.

Class R Shares

Class R Shares are available only to certain employer-sponsored retirement plans. For this purpose, employer-sponsored retirement plans do not include SEP IRAs, SIMPLE IRAs or SARSEPs. If you buy Class R Shares, you will pay neither an initial sales charge nor a CDSC. However, Class R Shares are subject to a distribution fee of 0.25% per year and a service fee of 0.25% per year. Because these fees are paid out of a Fund's assets on an ongoing basis, over time these fees increase the cost of your investment and may cost you more than paying other types of sales charges.

Class R Shares do not offer a conversion privilege.

The Distributor currently pays the annual Class R Shares distribution fee and annual Class R Shares service fee to dealers as an ongoing concession and as a shareholder servicing fee, respectively, on a monthly basis.

Distribution and Shareholder Servicing Payments

Plan Payments

BlackRock Funds V (the "Trust"), on behalf of the Funds, has adopted a plan (the "Plan") pursuant to Rule 12b-1 under the Investment Company Act with respect to the Investor Shares and Class R Shares that allows a Fund to pay distribution fees for the sale of its shares and/or shareholder servicing fees for certain services provided to its shareholders.

Under the Plan, Investor C Shares and Class R Shares pay a distribution fee to the Distributor and/or its affiliates, including PNC and its affiliates, for distribution and sales support services. The distribution fees may be used to pay the Distributor for distribution and sales support services and to pay the Distributor and BlackRock, PNC and their respective affiliates for sales support services provided and related expenses incurred in connection with the sale of Investor C Shares and Class R Shares. The distribution fees may also be used to pay Financial Intermediaries for sales support services and related expenses. All Investor C Shares and Class R Shares pay a maximum distribution fee per year that is a percentage of the average daily net asset value of the Investor C Shares and Class R Shares of the Fund. Institutional and Investor A Shares do not pay distribution fees.

Under the Plan, the Funds also pay shareholder servicing fees (also referred to as general shareholder liaison services fees) to Financial Intermediaries for providing support services to their customers who own Investor Shares and/or Class R Shares of the Fund. The shareholder servicing fee payment is calculated as a percentage of the average daily net asset value of Investor Shares and Class R Shares of each Fund. All Investor Shares and Class R Shares pay this shareholder servicing fee. Institutional Shares do not pay a shareholder servicing fee.

In return for the shareholder servicing fee, Financial Intermediaries (including BlackRock) may provide one or more of the following services to their customers who own Investor Shares and Class R Shares:

- Answering customer inquiries regarding account status and history, the manner in which purchases, exchanges and redemptions or repurchases of shares may be effected and certain other matters pertaining to the customers' investments;
- Assisting customers in designating and changing dividend options, account designations and addresses; and
- Providing other similar shareholder liaison services.

The shareholder servicing fees payable pursuant to the Plan are paid to compensate Financial Intermediaries for the administration and servicing of shareholder accounts and are not costs which are primarily intended to result in the sale of the Fund's shares.

Because the fees paid by a Fund under the Plan are paid out of Fund assets on an ongoing basis, over time these fees will increase the cost of your investment and may cost you more than paying other types of sales charges. In addition, the distribution fees paid by Investor C and Class R Shares may over time cost investors more than the front-end sales charge on Investor A Shares. For more information on the Plan, including a complete list of services provided thereunder, see the SAI.

Other Payments by the Funds

In addition to fees that a Fund may pay to a Financial Intermediary pursuant to the Plan and fees a Fund pays to its transfer agent, BNY Mellon Investment Servicing (US) Inc. (the "Transfer Agent"), BlackRock, on behalf of a Fund, may

enter into non-Plan agreements with affiliated and unaffiliated Financial Intermediaries pursuant to which a Fund will pay the Financial Intermediary for administrative, networking, recordkeeping, sub-transfer agency, sub-accounting and/or shareholder services. These non-Plan payments are generally based on either (1) a percentage of the average daily net assets of Fund shareholders serviced by a Financial Intermediary or (2) a fixed dollar amount for each account serviced by a Financial Intermediary. The aggregate amount of these payments may be substantial.

Other Payments by BlackRock

From time to time, BlackRock, the Distributor or their affiliates also may pay a portion of the fees for administrative, networking, recordkeeping, sub-transfer agency, sub-accounting and shareholder services described above at its or their own expense and out of its or their profits. BlackRock, the Distributor and their affiliates may also compensate affiliated and unaffiliated Financial Intermediaries for the sale and distribution of shares of the Funds. These payments would be in addition to the Fund payments described in this prospectus and may be a fixed dollar amount, may be based on the number of customer accounts maintained by the Financial Intermediary, may be based on a percentage of the value of shares sold to, or held by, customers of the Financial Intermediary or may be calculated on another basis. The aggregate amount of these payments by BlackRock, the Distributor and their affiliates may be substantial and, in some circumstances, may create an incentive for a Financial Intermediary, its employees or associated persons to recommend or sell shares of a Fund to you.

Please contact your Financial Intermediary for details about payments it may receive from a Fund or from BlackRock, the Distributor or their affiliates. For more information, see the SAL.

How to Buy, Sell, Exchange and Transfer Shares

The chart on the following pages summarizes how to buy, sell, exchange and transfer shares through your Financial Intermediary. You may also buy, sell, exchange and transfer shares through BlackRock if your account is held directly with BlackRock. To learn more about buying, selling, exchanging or transferring shares through BlackRock, call (800) 441-7762. Because the selection of a mutual fund involves many considerations, your Financial Intermediary may help you with this decision.

With certain limited exceptions, the Funds are generally available only to investors residing in the United States and may not be distributed by a foreign Financial Intermediary. Under this policy, in order to accept new accounts or additional investments (including by way of exchange from another BlackRock Fund) into existing accounts, a Fund generally requires that (i) a shareholder that is a natural person be a U.S. citizen or resident alien, in each case residing within the United States or a U.S. territory (including APO/FPO/DPO addresses), and have a valid U.S. taxpayer identification number, and (ii) a Financial Intermediary or a shareholder that is an entity be domiciled in the United States and have a valid U.S. taxpayer identification number or be domiciled in a U.S. territory and have a valid U.S. taxpayer identification number or IRS Form W-8. Any existing account that is updated to reflect a non-U.S. address will also be restricted from making additional investments.

Each Fund may reject any purchase order, modify or waive the minimum initial or subsequent investment requirements for any shareholders and suspend and resume the sale of any share class of the Fund at any time for any reason. In addition, the Funds may waive certain requirements regarding the purchase, sale, exchange or transfer of shares described below.

Under certain circumstances, if no activity occurs in an account within a time period specified by state law, a shareholder's shares in the Fund may be transferred to that state.

How to Buy Shares

| | Your Choices | Important Information for You to Know |
|------------------|---|--|
| Initial Purchase | First, select the share class appropriate for you | Refer to the "Share Classes at a Glance" table in this prospectus (be sure to read this prospectus carefully). When you place your initial order, you must indicate which share class you select (if you do not specify a share class and do not qualify to purchase Institutional Shares, you will receive Investor A Shares). Certain factors, such as the amount of your investment, your time frame for investing, and your financial goals, may affect which share class you choose. Your Financial Intermediary can help you determine which share class is appropriate for you. Class R Shares are available only to certain employer-sponsored retirement plans. |
| | Next, determine the amount of your investment | Refer to the minimum initial investment in the "Share Classes at a Glance" table of this prospectus. Be sure to note the maximum investment amounts in Investor C Shares. |

How to Buy Shares (continued)

| | Your Choices | Important Information for You to Know |
|-------------------------------------|---|--|
| Initial Purchase (continued) | Next, determine the amount of your investment (continued) | See “Account Information — Details About the Share Classes” for information on a lower initial investment requirement for certain Fund investors if their purchase, combined with purchases by other investors received together by the Fund, meets the minimum investment requirement. |
| | Have your Financial Intermediary submit your purchase order | <p>The price of your shares is based on the next calculation of the Fund’s net asset value after your order is placed. Any purchase orders placed prior to the close of business on the New York Stock Exchange (the “NYSE”) (generally 4:00 p.m. Eastern time) will be priced at the net asset value determined that day. Certain Financial Intermediaries, however, may require submission of orders prior to that time. Purchase orders placed after that time will be priced at the net asset value determined on the next business day.</p> <p>A broker dealer or financial institution maintaining the account in which you hold shares may charge a separate account, service or transaction fee on the purchase or sale of Fund shares that would be in addition to the fees and expenses shown in the Fund’s “Fees and Expenses” table.</p> <p>The Fund may reject any order to buy shares and may suspend the sale of shares at any time. Certain Financial Intermediaries may charge a processing fee to confirm a purchase.</p> |
| | Or contact BlackRock (for accounts held directly with BlackRock) | To purchase shares directly from BlackRock, call (800) 441-7762 and request a new account application. Mail the completed application along with a check payable to “BlackRock Funds” to the Transfer Agent at the address on the application. |
| Add to Your Investment | Purchase additional shares | For Investor A and Investor C Shares, the minimum investment for additional purchases is generally \$50 for all accounts (with the exception of certain employer-sponsored retirement plans which may have a lower minimum for additional purchases). The minimums for additional purchases may be waived under certain circumstances. Institutional and Class R Shares have no minimum for additional purchases. |
| | Have your Financial Intermediary submit your purchase order for additional shares | To purchase additional shares you may contact your Financial Intermediary. For more details on purchasing by Internet see below. |
| | Or contact BlackRock (for accounts held directly with BlackRock) | <p>Purchase by Telephone: Call (800) 441-7762 and speak with one of our representatives. The Fund has the right to reject any telephone request for any reason.</p> <p>Purchase in Writing: You may send a written request to BlackRock at the address on the back cover of this prospectus.</p> <p>Purchase by VRU: Investor Shares may also be purchased by use of the Fund’s automated voice response unit (“VRU”) service at (800) 441-7762.</p> <p>Purchase by Internet: You may purchase your shares and view activity in your account by logging onto the BlackRock website at www.blackrock.com. Purchases made on the Internet using the Automated Clearing House (“ACH”) will have a trade date that is the day after the purchase is made.</p> <p>Certain institutional clients’ purchase orders of Institutional Shares placed by wire prior to the close of business on the NYSE will be priced at the net asset value determined that day. Contact your Financial Intermediary or BlackRock for further information. The Fund limits Internet purchases in shares of the Fund to \$25,000 per trade. Different maximums may apply to certain institutional investors.</p> <p>Please read the On-Line Services Disclosure Statement and User Agreement, the Terms and Conditions page and the Consent to Electronic Delivery Agreement (if you consent to electronic delivery), before attempting to transact online.</p> <p>The Fund employs reasonable procedures to confirm that transactions entered over the Internet are genuine. By entering into the User Agreement with the Fund in order to open an account through the website, the shareholder waives any right to reclaim any losses from the Fund or any of its affiliates incurred through fraudulent activity.</p> |

How to Buy Shares (continued)

| | Your Choices | Important Information for You to Know |
|---|--|--|
| Add to Your Investment (continued) | Acquire additional shares by reinvesting dividends and capital gains | All dividends and capital gains distributions are automatically reinvested without a sales charge. To make any changes to your dividend and/or capital gains distributions options, please call (800) 441-7762, or contact your Financial Intermediary (if your account is not held directly with BlackRock). |
| | Participate in the Automatic Investment Plan ("AIP") | BlackRock's AIP allows you to invest a specific amount on a periodic basis from your checking or savings account into your investment account. Refer to the "Account Services and Privileges" section of this prospectus for additional information. |
| How to Pay for Shares | Making payment for purchases | Payment for an order must be made in Federal funds or other immediately available funds by the time specified by your Financial Intermediary, but in no event later than 4:00 p.m. (Eastern time) on the second business day (in the case of Investor Shares) or the first business day (in the case of Institutional Shares) following BlackRock's receipt of the order. If payment is not received by this time, the order will be canceled and you and your Financial Intermediary will be responsible for any loss to the Fund. For shares purchased directly from the Fund, a check payable to BlackRock Funds which bears the name of the Fund must accompany a completed purchase application. There is a \$20 fee for each purchase check that is returned due to insufficient funds. The Fund does not accept third-party checks. You may also wire Federal funds to the Fund to purchase shares, but you must call (800) 441-7762 before doing so to confirm the wiring instructions. |

How to Sell Shares

| | Your Choices | Important Information for You to Know |
|---|--|--|
| Full or Partial Redemption of Shares | Have your Financial Intermediary submit your sales order | You can make redemption requests through your Financial Intermediary. Shareholders should indicate whether they are redeeming Investor A, Investor C, Institutional or Class R Shares. The price of your shares is based on the next calculation of the Fund's net asset value after your order is placed. For your redemption request to be priced at the net asset value on the day of your request, you must submit your request to your Financial Intermediary prior to that day's close of business on the NYSE (generally 4:00 p.m. Eastern time). Certain Financial Intermediaries, however, may require submission of orders prior to that time. Any redemption request placed after that time will be priced at the net asset value at the close of business on the next business day. Regardless of the method the Fund uses to make payment of your redemption proceeds (check, wire or ACH), your redemption proceeds typically will be sent one to two business days after your request is submitted, but in any event, within seven days. Certain Financial Intermediaries may charge a fee to process a redemption of shares. The Fund may reject an order to sell shares under certain circumstances. |
| | Selling shares held directly with BlackRock | Methods of Redeeming Redeem by Telephone: You may redeem Investor Shares held directly with BlackRock by telephone request if certain conditions are met and if the amount being sold is less than (i) \$100,000 for payments by check or (ii) \$250,000 for payments through ACH or wire transfer. Certain redemption requests, such as those in excess of these amounts, must be in writing with a medallion signature guarantee. For Institutional Shares, certain redemption requests may require written instructions with a medallion signature guarantee. Call (800) 441-7762 for details. You can obtain a medallion signature guarantee stamp from a bank, securities dealer, securities broker, credit union, savings and loan association, national securities exchange or registered securities association. A notary public seal will not be acceptable. |

How to Sell Shares (continued)

| | Your Choices | Important Information for You to Know |
|---|---|--|
| Full or Partial Redemption of Shares (continued) | Selling shares held directly with BlackRock (continued) | <p>The Fund, its administrators and the Distributor will employ reasonable procedures to confirm that instructions communicated by telephone are genuine. The Fund and its service providers will not be liable for any loss, liability, cost or expense for acting upon telephone instructions that are reasonably believed to be genuine in accordance with such procedures. The Fund may refuse a telephone redemption request if it believes it is advisable to do so.</p> <p>During periods of substantial economic or market change, telephone redemptions may be difficult to complete. Please find alternative redemption methods below.</p> <p>Redeem by VRU: Investor Shares may also be redeemed by use of the Fund's automated voice response unit service (VRU). Payment for Investor Shares redeemed by the VRU service may be made for non-retirement accounts in amounts up to \$25,000, either through check, ACH or wire.</p> <p>Redeem by Internet: You may redeem in your account, by logging onto the BlackRock website at www.blackrock.com. Proceeds from Internet redemptions may be sent via check, ACH or wire to the bank account of record. Payment for Investor Shares redeemed by Internet may be made for non-retirement accounts in amounts up to \$25,000, either through check, ACH or wire. Different maximums may apply to investors in Institutional Shares.</p> <p>Redeem in Writing: You may sell shares held at BlackRock by writing to BlackRock, P.O. Box 9819, Providence, Rhode Island 02940-8019 or for overnight delivery, 4400 Computer Drive, Westborough, Massachusetts 01588. All shareholders on the account must sign the letter. A medallion signature guarantee will generally be required but may be waived in certain limited circumstances. You can obtain a medallion signature guarantee stamp from a bank, securities dealer, securities broker, credit union, savings and loan association, national securities exchange or registered securities association. A notary public seal will not be acceptable. If you hold stock certificates, return the certificates with the letter. Proceeds from redemptions may be sent via check, ACH or wire to the bank account of record.</p> <p>Payment of Redemption Proceeds</p> <p>Redemption proceeds may be paid by check or, if the Fund has verified banking information on file, through ACH or by wire transfer.</p> <p>Payment by Check: BlackRock will normally mail redemption proceeds within three business days following receipt of a properly completed request, but in any event within seven days. Shares can be redeemed by telephone and the proceeds sent by check to the shareholder at the address on record. Shareholders will pay \$15 for redemption proceeds sent by check via overnight mail. You are responsible for any additional charges imposed by your bank for this service.</p> <p>Each Fund reserves the right to reinvest any dividend or distribution amounts (e.g., income dividends or capital gains) which you have elected to receive by check should your check be returned as undeliverable or remain uncashed for more than 6 months. No interest will accrue on amounts represented by uncashed checks. Your check will be reinvested in your account at the net asset value next calculated, on the day of the investment. When reinvested, those amounts are subject to the risk of loss like any Fund investment. If you elect to receive distributions in cash and a check remains undeliverable or uncashed for more than 6 months, your cash election may also be changed automatically to reinvest and your future dividend and capital gains distributions will be reinvested in the Fund at the net asset value as of the date of payment of the distribution.</p> <p>Payment by Wire Transfer: Payment for redeemed shares for which a redemption order is received before 4:00 p.m. (Eastern time) on a business day is normally made in Federal funds wired to the redeeming shareholder on the next business day, provided that the Fund's custodian is also open for business. Payment for redemption orders</p> |

How to Sell Shares (continued)

| | Your Choices | Important Information for You to Know |
|--|--|--|
| <p>Full or Partial Redemption of Shares (continued)</p> | <p>Selling shares held directly with BlackRock (continued)</p> | <p>received after 4:00 p.m. (Eastern time) or on a day when the Fund's custodian is closed is normally wired in Federal funds on the next business day following redemption on which the Fund's custodian is open for business. The Fund reserves the right to wire redemption proceeds within seven days after receiving a redemption order if, in the judgment of the Fund, an earlier payment could adversely affect the Fund.</p> <p>If a shareholder has given authorization for expedited redemption, shares can be redeemed by Federal wire transfer to a single previously designated bank account. Shareholders will pay \$7.50 for redemption proceeds sent by Federal wire transfer. You are responsible for any additional charges imposed by your bank for this service. No charge for wiring redemption payments with respect to Institutional Shares is imposed by the Fund.</p> <p>The Fund is not responsible for the efficiency of the Federal wire system or the shareholder's firm or bank. To change the name of the single, designated bank account to receive wire redemption proceeds, it is necessary to send a written request to the Fund at the address on the back cover of this prospectus.</p> <p>Payment by ACH: Redemption proceeds may be sent to the shareholder's bank account (checking or savings) via ACH. Payment for redeemed shares for which a redemption order is received before 4:00 p.m. (Eastern time) on a business day is normally sent to the redeeming shareholder the next business day, with receipt at the receiving bank within the next two business days (48-72 hours); provided that the Fund's custodian is also open for business. Payment for redemption orders received after 4:00 p.m. (Eastern time) or on a day when the Fund's custodian is closed is normally sent on the next business day following redemption on which the Fund's custodian is open for business.</p> <p>The Fund reserves the right to send redemption proceeds within seven days after receiving a redemption order if, in the judgment of the Fund, an earlier payment could adversely affect the Fund. No charge for sending redemption payments via ACH is imposed by the Fund.</p> <p style="text-align: center;">* * *</p> <p>If you make a redemption request before the Fund has collected payment for the purchase of shares, the Fund may delay mailing your proceeds. This delay will usually not exceed ten days.</p> |
| <p>Redemption Proceeds</p> | | <p>Under normal circumstances, each Fund expects to meet redemption requests by using cash or cash equivalents in its portfolio or by selling portfolio assets to generate cash. During periods of stressed market conditions, when a significant portion of the Fund's portfolio may be comprised of less-liquid investments, the Fund may be more likely to limit cash redemptions and may determine to pay redemption proceeds by (i) borrowing under a line of credit it has entered into with a group of lenders, (ii) borrowing from another BlackRock Fund pursuant to an interfund lending program, to the extent permitted by the Fund's investment policies and restrictions as set forth in the SAI, and/or (iii) transferring portfolio securities in-kind to you. The SAI includes more information about the Fund's line of credit and interfund lending program, to the extent applicable.</p> <p>If the Fund pays redemption proceeds by transferring portfolio securities in-kind to you, you may pay transaction costs to dispose of the securities, and you may receive less for them than the price at which they were valued for purposes of redemption.</p> |

How to Exchange Shares or Transfer Your Account

| | Your Choices | Important Information for You to Know |
|--|--|--|
| Exchange Privilege | Selling shares of one BlackRock Fund to purchase shares of another BlackRock Fund (“exchanging”) | <p>Investor or Institutional Shares of the Fund are generally exchangeable for shares of the same class of another BlackRock Fund, to the extent such shares are offered by your Financial Intermediary. No exchange privilege is available for Class R Shares.</p> <p>You can exchange \$1,000 or more of Investor Shares from one fund into the same class of another fund which offers that class of shares (you can exchange less than \$1,000 of Investor Shares if you already have an account in the fund into which you are exchanging). Investors who currently own Institutional Shares of the Fund may make exchanges into Institutional Shares of other BlackRock Funds except for investors holding shares through certain client accounts at Financial Intermediaries that are omnibus with the Fund and do not meet applicable minimums. There is no required minimum amount with respect to exchanges of Institutional Shares.</p> <p>You may only exchange into a share class and fund that are open to new investors or in which you have a current account if the fund is closed to new investors.</p> <p>Some of the BlackRock Funds impose a different initial or deferred sales charge schedule. The CDSC will continue to be measured from the date of the original purchase. The CDSC schedule applicable to your original purchase will apply to the shares you receive in the exchange and any subsequent exchange.</p> <p>To exercise the exchange privilege, you may contact your Financial Intermediary. Alternatively, if your account is held directly with BlackRock, you may: (i) call (800) 441-7762 and speak with one of our representatives, (ii) make the exchange via the Internet by accessing your account online at www.blackrock.com, or (iii) send a written request to the Fund at the address on the back cover of this prospectus. Please note, if you indicated on your New Account Application that you did not want the Telephone Exchange Privilege, you will not be able to place exchanges via the telephone until you update this option either in writing or by calling (800) 441-7762. The Fund has the right to reject any telephone request for any reason.</p> <p>Although there is currently no limit on the number of exchanges that you can make, the exchange privilege may be modified or terminated at any time in the future. The Fund may suspend or terminate your exchange privilege at any time for any reason, including if the Fund believes, in its sole discretion, that you are engaging in market timing activities. See “Short-Term Trading Policy” below. For U.S. federal income tax purposes a share exchange is a taxable event and a capital gain or loss may be realized. Please consult your tax adviser or other Financial Intermediary before making an exchange request.</p> |
| Transfer Shares to Another Financial Intermediary | Transfer to a participating Financial Intermediary | <p>You may transfer your shares of the Fund only to another Financial Intermediary that has entered into an agreement with the Distributor. Certain shareholder services may not be available for the transferred shares. All future trading of these assets must be coordinated by the receiving firm.</p> <p>If your account is held directly with BlackRock, you may call (800) 441-7762 with any questions; otherwise please contact your Financial Intermediary to accomplish the transfer of shares.</p> |
| | Transfer to a non-participating Financial Intermediary | <p>You must either:</p> <ul style="list-style-type: none"> • Transfer your shares to an account with the Fund; or • Sell your shares, paying any applicable deferred sales charge. <p>If your account is held directly with BlackRock, you may call (800) 441-7762 with any questions; otherwise please contact your Financial Intermediary to accomplish the transfer of shares.</p> |

Account Services and Privileges

The following table provides examples of account services and privileges available in your BlackRock account. Certain of these account services and privileges are only available to shareholders of Investor Shares whose accounts are held directly with BlackRock. If your account is held directly with BlackRock, please call (800) 441-7762 or visit www.blackrock.com for additional information as well as forms and applications. Otherwise, please contact your Financial Intermediary for assistance in requesting one or more of the following services and privileges.

| | | |
|---|---|---|
| Automatic Investment Plan | Allows systematic investments on a periodic basis from your checking or savings account. | BlackRock's AIP allows you to invest a specific amount on a periodic basis from your checking or savings account into your investment account. You may apply for this option upon account opening or by completing the Automatic Investment Plan application. The minimum investment amount for an automatic investment is \$50 per portfolio. |
| Dividend Allocation Plan | Automatically invests your distributions into another BlackRock Fund of your choice pursuant to your instructions, without any fees or sales charges. | Dividend and capital gains distributions may be reinvested in your account to purchase additional shares or paid in cash. Using the Dividend Allocation Plan, you can direct your distributions to your bank account (checking or savings), to purchase shares of another fund at BlackRock without any fees or sales charges, or by check to a special payee. Please call (800) 441-7762 for details. If investing in another fund at BlackRock, the receiving fund must be open to new purchases. |
| EZ Trader | Allows an investor to purchase or sell Investor Shares by telephone or over the Internet through ACH. | (NOTE: This option is offered to shareholders whose accounts are held directly with BlackRock. Please speak with your Financial Intermediary if your account is held elsewhere.) Prior to establishing an EZ Trader account, please contact your bank to confirm that it is a member of the ACH system. Once confirmed, complete an application, making sure to include the appropriate bank information, and return the application to the address listed on the form. Prior to placing a telephone or Internet purchase or sale order, please call (800) 441-7762 to confirm that your bank information has been updated on your account. Once this is established, you may place your request to sell shares with the Fund by telephone or Internet. Proceeds will be sent to your pre-designated bank account. |
| Systematic Exchange Plan | This feature can be used by investors to systematically exchange money from one fund to up to four other funds. | A minimum of \$10,000 in the initial BlackRock Fund is required, and investments in any additional funds must meet minimum initial investment requirements. |
| Systematic Withdrawal Plan ("SWP") | This feature can be used by investors who want to receive regular distributions from their accounts. | To start an SWP, a shareholder must have a current investment of \$10,000 or more in a BlackRock Fund. Shareholders can elect to receive cash payments of \$50 or more at any interval they choose. Shareholders may sign up by completing the SWP Application Form, which may be obtained from BlackRock. Shareholders should realize that if withdrawals exceed income the invested principal in their account will be depleted. To participate in the SWP, shareholders must have their dividends reinvested. Shareholders may change or cancel the SWP at any time, with a minimum of 24 hours' notice. If a shareholder purchases additional Investor A Shares of a fund at the same time he or she redeems shares through the SWP, that investor may lose money because of the sales charge involved. No CDSC will be assessed on redemptions of Investor A or Investor C Shares made through the SWP that do not exceed 12% of the account's net asset value on an annualized basis. For example, monthly, quarterly, and semi-annual SWP redemptions of Investor A or Investor C Shares will not be subject to the CDSC if they do not exceed 1%, 3% and 6%, respectively, of an account's net asset value on the redemption date. SWP redemptions of Investor A or Investor C Shares in excess of this limit will still pay any applicable CDSC. Ask your Financial Intermediary for details. |

| | | |
|--------------------------------|--|--|
| Reinstatement Privilege | | <p>If you redeem Investor A or Institutional Shares and buy new Investor A Shares of the same or another BlackRock Fund (equal to all or a portion of the redemption amount) within 90 days of such redemption, you will not pay a sales charge on the new purchase amount. This right may be exercised within 90 days of the redemption, provided that the Investor A Share class of that fund is currently open to new investors or the shareholder has a current account in that closed fund. Shares will be purchased at the net asset value calculated at the close of trading on the day the request is received. To exercise this privilege, the Fund must receive written notification from the shareholder of record or the Financial Intermediary of record, at the time of purchase. Investors should consult a tax adviser concerning the tax consequences of exercising this reinstatement privilege.</p> |
|--------------------------------|--|--|

Funds' Rights

Each Fund may:

- Suspend the right of redemption if trading is halted or restricted on the NYSE or under other emergency conditions described in the Investment Company Act;
- Postpone the date of payment upon redemption if trading is halted or restricted on the NYSE or under other emergency conditions described in the Investment Company Act or if a redemption request is made before the Fund has collected payment for the purchase of shares;
- Redeem shares for property other than cash as may be permitted under the Investment Company Act; and
- Redeem shares involuntarily in certain cases, such as when the value of a shareholder account falls below a specified level.

Note on Low Balance Accounts. Because of the high cost of maintaining smaller shareholder accounts, BlackRock has set a minimum balance of \$500 in each Fund position you hold within your account (the “Fund Minimum”), and may redeem the shares in your account if the net asset value of those shares in your account falls below \$500 for any reason, including market fluctuation.

You will be notified that the value of your account is less than the Fund Minimum before the Fund makes any involuntary redemption. This notification will provide you with a 90 calendar day period to make an additional investment in order to bring the value of your account to at least \$500 before the Fund makes an involuntary redemption. This involuntary redemption will not charge any deferred sales charge, and may not apply to accounts of certain employer-sponsored retirement plans (not including IRAs), qualified state tuition plan (529 Plan) accounts, and select fee-based programs at your Financial Intermediary.

Participation in Fee-Based Programs

If you participate in certain fee-based programs offered by BlackRock or an affiliate of BlackRock or by Financial Intermediaries that have agreements with the Distributor, you may be able to buy Institutional Shares, including by exchange from other share classes. Sales charges on the shares being exchanged may be reduced or waived under certain circumstances. You generally cannot transfer shares held through a fee-based program into another account. Instead, you will have to redeem your shares held through the program and purchase shares of another class, which may be subject to distribution and service fees. This may be a taxable event and you will pay any applicable sales charges or redemption fees.

Shareholders that participate in a fee-based program generally have two options at termination. The program can be terminated and the shares liquidated, or the program can be terminated and the shares held in an account. In general, when a shareholder chooses to continue to hold the shares, whatever share class was held in the program can be held after termination. Shares that have been held for less than specified periods within the program may be subject to a fee upon redemption. Shareholders that held Investor A or Institutional Shares in the program are eligible to purchase additional shares of the respective share class of the Fund, but may be subject to upfront sales charges with respect to Investor A Shares. Additional purchases of Institutional Shares are permitted only if you have an existing position at the time of purchase or are otherwise eligible to purchase Institutional Shares.

Details about these features and the relevant charges are included in the client agreement for each fee-based program and are available from your Financial Intermediary.

Short-Term Trading Policy

The Board of Trustees (the “Board”) has determined that the interests of long-term shareholders and a Fund’s ability to manage its investments may be adversely affected when shares are repeatedly bought, sold or exchanged in response to short-term market fluctuations — also known as “market timing.” The Funds are not designed for market timing organizations or other entities using programmed or frequent purchases and sales or exchanges. The exchange privilege for Investor Shares and Institutional Shares is not intended as a vehicle for short-term trading. Excessive purchase and sale or exchange activity may interfere with portfolio management, increase expenses and taxes and may have an adverse effect on the performance of the Fund and its returns to shareholders. For example, large flows of cash into and out of the Fund may require the management team to allocate a significant amount of assets to cash or other short-term investments or sell securities, rather than maintaining such assets in securities selected to achieve the Fund’s investment objective. Frequent trading may cause the Fund to sell securities at less favorable prices, and transaction costs, such as brokerage commissions, can reduce the Fund’s performance.

A fund’s investment in non-U.S. securities is subject to the risk that an investor may seek to take advantage of a delay between the change in value of the fund’s portfolio securities and the determination of the fund’s net asset value as a result of different closing times of U.S. and non-U.S. markets by buying or selling fund shares at a price that does not reflect their true value. A similar risk exists for funds that invest in securities of small capitalization companies, securities of issuers located in emerging markets or high yield securities (junk bonds) that are thinly traded and therefore may have actual values that differ from their market prices. This short-term arbitrage activity can reduce the return received by long-term shareholders. Each Fund will seek to eliminate these opportunities by using fair value pricing, as described in “Management of the Funds — Valuation of Fund Investments” below.

Each Fund discourages market timing and seeks to prevent frequent purchases and sales or exchanges of Fund shares that it determines may be detrimental to the Fund or long-term shareholders. The Board has approved the policies discussed below to seek to deter market timing activity. The Board has not adopted any specific numerical restrictions on purchases, sales and exchanges of Fund shares because certain legitimate strategies will not result in harm to the Fund or its shareholders.

If as a result of its own investigation, information provided by a Financial Intermediary or other third party, or otherwise, a Fund believes, in its sole discretion, that your short-term trading is excessive or that you are engaging in market timing activity, it reserves the right to reject any specific purchase or exchange order. If a Fund rejects your purchase or exchange order, you will not be able to execute that transaction, and the Fund will not be responsible for any losses you therefore may suffer. For transactions placed directly with a Fund, the Fund may consider the trading history of accounts under common ownership or control for the purpose of enforcing these policies. Transactions placed through the same Financial Intermediary on an omnibus basis may be deemed part of a group for the purpose of this policy and may be rejected in whole or in part by a Fund. Certain accounts, such as omnibus accounts and accounts at Financial Intermediaries, however, include multiple investors and such accounts typically provide the Funds with net purchase or redemption and exchange requests on any given day where purchases, redemptions and exchanges of shares are netted against one another and the identity of individual purchasers, redeemers and exchangers whose orders are aggregated may not be known by the Funds. While the Funds monitor for market timing activity, the Funds may be unable to identify such activities because the netting effect in omnibus accounts often makes it more difficult to locate and eliminate market timers from the Funds. The Distributor has entered into agreements with respect to Financial Intermediaries that maintain omnibus accounts with the Transfer Agent pursuant to which such Financial Intermediaries undertake to cooperate with the Distributor in monitoring purchase, exchange and redemption orders by their customers in order to detect and prevent short-term or excessive trading in the Funds’ shares through such accounts. Identification of market timers may also be limited by operational systems and technical limitations. In the event that a Financial Intermediary is determined by a Fund to be engaged in market timing or other improper trading activity, the Fund’s Distributor may terminate such Financial Intermediary’s agreement with the Distributor, suspend such Financial Intermediary’s trading privileges or take other appropriate actions.

There is no assurance that the methods described above will prevent market timing or other trading that may be deemed abusive.

Each Fund may from time to time use other methods that it believes are appropriate to deter market timing or other trading activity that may be detrimental to the Fund or long-term shareholders.

Management of the Funds

BlackRock

BlackRock, each Fund's investment adviser, manages each Fund's investments and its business operations subject to the oversight of the Board of the Trust. While BlackRock is ultimately responsible for the management of each Fund, it is able to draw upon the trading, research and expertise of its asset management affiliates for portfolio decisions and management with respect to certain portfolio securities. BlackRock is an indirect, wholly-owned subsidiary of BlackRock, Inc.

BlackRock, a registered investment adviser, was organized in 1994 to perform advisory services for investment companies. BlackRock and its affiliates had approximately \$6.299 trillion in investment company and other portfolio assets under management as of June 30, 2018.

Each Fund has entered into a management agreement (the "Management Agreement") with BlackRock. Under the Management Agreement, BlackRock receives for its services to each Fund a fee at an annual rate based on each Fund's average daily net assets.

The Funds have not commenced operations as of the date of this prospectus, but it is expected that the High Yield Fund, the Low Duration Fund and the Core Bond Fund will be the successors to BlackRock High Yield Bond Portfolio (the "High Yield Predecessor Fund"), BlackRock Low Duration Bond Portfolio (the "Low Duration Predecessor Fund") and BlackRock Core Bond Portfolio (the "Core Bond Predecessor Fund" and collectively with the High Yield Predecessor Fund and the Low Duration Predecessor Fund, the "Predecessor Funds" and each, a "Predecessor Fund"), respectively, each a series of BlackRock Funds II (the "Predecessor Trust"), as a result of reorganizations in which each Fund will acquire all of the assets, subject to the liabilities, of the corresponding Predecessor Fund (collectively, the "Reorganization"). The Predecessor Trust, on behalf of each Predecessor Fund, entered into a management agreement with BlackRock (the "Predecessor Management Agreement"), the terms of which are substantially identical to those of the Management Agreement. Except as otherwise noted below, under the Predecessor Management Agreement, BlackRock was entitled to an annual management fee at the same rates as set out below for the Management Agreement. In addition, BlackRock agreed to the same fee waivers and expense caps described in this section with respect to the Predecessor Funds.

For the fiscal year ended September 30, 2017, the aggregate management fees, net of any applicable waivers, paid by each Predecessor Fund to BlackRock as a percentage of the Predecessor Fund's average daily net assets were:

| | |
|-------------------------------|-------|
| High Yield Predecessor Fund | 0.41% |
| Low Duration Predecessor Fund | 0.29% |
| Core Bond Predecessor Fund | 0.29% |

High Yield Fund

With respect to the High Yield Fund, the annual management fees payable to BlackRock (as a percentage of average daily net assets) are calculated as follows:

| Average Daily Net Assets | Rate of Management Fee High Yield Fund |
|---------------------------------|---|
| First \$1 billion | 0.500% |
| \$1 billion – \$2 billion | 0.450% |
| \$2 billion – \$3 billion | 0.425% |
| \$3 billion – \$25 billion | 0.400% |
| \$25 billion – \$30 billion | 0.375% |
| Greater than \$30 billion | 0.350% |

Low Duration Fund

With respect to the Low Duration Fund, the annual management fees payable to BlackRock (as a percentage of average daily net assets) are calculated as follows:

| Average Daily Net Assets | Rate of Management Fee Low Duration Fund |
|---------------------------------|---|
| First \$1 billion | 0.310% |
| \$1 billion – \$3 billion | 0.290% |
| \$3 billion – \$5 billion | 0.280% |
| \$5 billion – \$10 billion | 0.270% |
| Greater than \$10 billion | 0.260% |

Prior to June 12, 2017, with respect to the Low Duration Predecessor Fund, the annual management fees payable to BlackRock (as a percentage of average daily net assets) were calculated as follows:

| Average Daily Net Assets | Rate of Management Fee Low Duration Predecessor Fund |
|---------------------------------|---|
| First \$1 billion | 0.350% |
| \$1 billion – \$2 billion | 0.340% |
| \$2 billion – \$3 billion | 0.330% |
| Greater than \$3 billion | 0.320% |

Core Bond Fund

With respect to the Core Bond Fund, the annual management fees payable to BlackRock (as a percentage of average daily net assets) are calculated as follows:

| Average Daily Net Assets | Rate of Management Fee Core Bond Fund |
|---------------------------------|--|
| First \$1 billion | 0.350% |
| \$1 billion – \$2 billion | 0.340% |
| \$2 billion – \$3 billion | 0.330% |
| Greater than \$3 billion | 0.320% |

BlackRock has contractually agreed to waive the management fee with respect to any portion of each Fund's assets estimated to be attributable to investments in other equity and fixed-income mutual funds and ETFs managed by BlackRock or its affiliates that have a contractual management fee, through January 31, 2020. The contractual agreements may be terminated upon 90 days' notice by a majority of the non-interested trustees of the Trust or by a vote of a majority of the outstanding voting securities of each Fund.

BlackRock has voluntarily agreed to waive its management fees by the amount of advisory fees each Fund pays to BlackRock indirectly through its investment in affiliated money market funds (the "affiliated money market fund waiver").

BlackRock has agreed to cap net expenses (excluding (i) interest, taxes, dividends tied to short sales, brokerage commissions, and other expenditures which are capitalized in accordance with generally accepted accounting principles; (ii) expenses incurred directly or indirectly by the Funds as a result of investments in other investment companies and pooled investment vehicles; (iii) other expenses attributable to, and incurred as a result of, the Funds' investments; and (iv) extraordinary expenses (including litigation expenses) not incurred in the ordinary course of the Funds' business, if any) of each share class of the Funds at the levels shown below and in a Fund's fees and expenses table in the "Fund Overview" section of this prospectus. Items (i), (ii), (iii) and (iv) in the preceding sentence are referred to in this prospectus as "Dividend Expense, Interest Expense, Acquired Fund Fees and Expenses and certain other Fund expenses." To achieve these expense caps, BlackRock has agreed to waive and/or reimburse fees or expenses if these operating expenses exceed a certain limit.

With respect to each Fund, BlackRock has contractually agreed to waive and/or reimburse fees or expenses in order to limit Total Annual Fund Operating Expenses to the amounts noted in the table below.

| | Contractual Caps¹ on Total Annual Fund Operating Expenses² (excluding Dividend Expense, Interest Expense, Acquired Fund Fees and Expenses and certain other Fund expenses) |
|--------------------------|---|
| High Yield Fund | |
| Investor A Shares | 0.92% |
| Investor C Shares | 1.72% |
| Institutional Shares | 0.67% |
| Class R Shares | 1.28% |
| Low Duration Fund | |
| Investor A Shares | 0.65% |
| Investor C Shares | 1.40% |
| Institutional Shares | 0.40% |
| Class R Shares | 0.90% |
| Core Bond Fund | |
| Investor A Shares | 0.68% |
| Investor C Shares | 1.43% |
| Institutional Shares | 0.43% |
| Class R Shares | 0.93% |

¹ The contractual caps are in effect through January 31, 2020. The contractual agreements may be terminated upon 90 days' notice by a majority of the non-interested trustees of the Trust or by a vote of a majority of the outstanding voting securities of each Fund.

² As a percentage of average daily net assets.

The amount of the contractual waivers and/or reimbursements of fees and expenses made pursuant to the contractual caps on net expenses will be reduced by the amount of the affiliated money market fund waiver.

With respect to the contractual agreements to cap net expenses described above, if during a Fund's fiscal year the operating expenses of a share class, that at any time during the prior two fiscal years received a waiver and/or reimbursement from BlackRock, are less than the current expense limit for that share class, the share class is required to repay BlackRock up to the lesser of (a) the amount of fees waived or expenses reimbursed during those prior two fiscal years under the agreement and (b) an amount not to exceed either (x) the current expense limit of that share class or (y) the expense limit of the share class in effect at the time that the share class received the applicable waiver and/or reimbursement, provided that: (1) the Fund of which the share class is a part has more than \$50 million in assets and (2) BlackRock or an affiliate serves as the Fund's manager or administrator. This repayment applies only to the contractual caps on net expenses and does not apply to the contractual management fee waiver described above or any voluntary waivers that may be in effect from time to time.

As stated above, the waivers and reimbursements made pursuant to the contractual expense caps and described in the table above do not include Interest Expense. Each Fund's Interest Expense is required to be reported as part of operating expenses in such Fund's expense table for accounting purposes. Each Fund incurs Interest Expense when making certain investments (e.g., tender option bonds) to seek to enhance the yield and total return of the portfolio. The amount of Interest Expense (if any) will fluctuate with each Fund's use of those investments.

A discussion of the basis for the Board's approval of the Management Agreement with BlackRock with respect to each Fund will be included in the respective Fund's annual shareholder report for the fiscal period ending September 30, 2018.

From time to time, a manager, analyst, or other employee of BlackRock or its affiliates may express views regarding a particular asset class, company, security, industry, or market sector. The views expressed by any such person are the views of only that individual as of the time expressed and do not necessarily represent the views of BlackRock or any other person within the BlackRock organization. Any such views are subject to change at any time based upon market

or other conditions and BlackRock disclaims any responsibility to update such views. These views may not be relied on as investment advice and, because investment decisions for the Funds are based on numerous factors, may not be relied on as an indication of trading intent on behalf of the Funds.

Legal Proceedings. On May 27, 2014, certain purported investors in the BlackRock Global Allocation Fund, Inc. (“Global Allocation”) and the BlackRock Equity Dividend Fund (“Equity Dividend”) filed a consolidated complaint (the “Consolidated Complaint”) in the United States District Court for the District of New Jersey against BlackRock, BlackRock Investment Management, LLC and BlackRock International Limited (collectively, the “Defendants”) under the caption *In re BlackRock Mutual Funds Advisory Fee Litigation*. The Consolidated Complaint, which purports to be brought derivatively on behalf of Global Allocation and Equity Dividend, alleges that the Defendants violated Section 36(b) of the Investment Company Act by receiving allegedly excessive investment advisory fees from Global Allocation and Equity Dividend. The Consolidated Complaint seeks, among other things, to recover on behalf of Global Allocation and Equity Dividend all allegedly excessive advisory fees received by the Defendants in the period beginning one year prior to the filing of the lawsuit and ending on the date of judgment, along with purported lost investment returns on those amounts, plus interest. The Defendants believe the claims in the Consolidated Complaint are without merit and intend to vigorously defend the action.

Portfolio Manager Information

Information regarding the portfolio managers of each Fund is set forth below. Further information regarding the portfolio managers, including other accounts managed, compensation, ownership of Fund shares, and possible conflicts of interest, is available in the Funds’ SAI.

High Yield Fund

The High Yield Fund is managed by a team of financial professionals. James Keenan, CFA, is jointly and primarily responsible for setting the Fund’s overall investment strategy and overseeing the Fund’s investment process and performance. Mitchell Garfin, CFA, David Delbos and Derek Schoenhofen are jointly and primarily responsible for the day-to-day management of the Fund.

| Portfolio Manager | Primary Role | Since* | Title and Recent Biography |
|--------------------------|--|---------------|--|
| James Keenan, CFA | Jointly and primarily responsible for setting the Fund’s overall investment strategy and overseeing the Fund’s investment process and performance. | 2007 | Managing Director of BlackRock, Inc. since 2008 and Head of the Leveraged Finance Portfolio Team; Director of BlackRock, Inc. from 2006 to 2007. |
| Mitchell Garfin, CFA | Jointly and primarily responsible for the day-to-day management of the Fund’s portfolio, including setting the Fund’s overall investment strategy and overseeing the management of the Fund. | 2009 | Managing Director of BlackRock, Inc. since 2009; Director of BlackRock, Inc. from 2005 to 2008. |
| David Delbos | Jointly and primarily responsible for the day-to-day management of the Fund’s portfolio, including setting the Fund’s overall investment strategy and overseeing the management of the Fund. | 2014 | Managing Director of BlackRock, Inc. since 2012; Director of BlackRock, Inc. from 2007 to 2011; Vice President of BlackRock, Inc. from 2005 to 2006. |
| Derek Schoenhofen | Jointly and primarily responsible for the day-to-day management of the Fund’s portfolio, including setting the Fund’s overall investment strategy and overseeing the management of the Fund. | 2009 | Director of BlackRock, Inc. since 2006; Vice President of BlackRock, Inc. from 2000 to 2005. |

* Includes management of the High Yield Predecessor Fund.

Low Duration Fund

The Low Duration Fund is managed by a team of financial professionals. Thomas Musmanno, CFA and Scott MacLellan, CFA are jointly and primarily responsible for the day-to-day management of the Fund.

| Portfolio Manager | Primary Role | Since* | Title and Recent Biography |
|----------------------|--|--------|---|
| Thomas Musmanno, CFA | Jointly and primarily responsible for the day-to-day management of the Fund's portfolio including setting the Fund's overall investment strategy and overseeing the management of the Fund. | 2008 | Managing Director of BlackRock, Inc. since 2010; Director of BlackRock, Inc. from 2006 to 2009. |
| Scott MacLellan, CFA | Jointly and primarily responsible for the day-to-day management of the Fund's portfolio, including setting the Fund's overall investment strategy and overseeing the management of the Fund. | 2012 | Director of BlackRock, Inc. since 2010; Vice President of BlackRock, Inc. from 2007 to 2009. |

* Includes management of the Low Duration Predecessor Fund.

Core Bond Fund

The Core Bond Portfolio is managed by a team of financial professionals. Rick Rieder, Bob Miller, Akiva Dickstein and David Rogal are the portfolio managers and are jointly and primarily responsible for the day-to-day management of the Fund.

| Portfolio Manager | Primary Role | Since* | Title and Recent Biography |
|-------------------|---|--------|--|
| Rick Rieder | Jointly and primarily responsible for the day-to-day management of the Fund's portfolio including setting the Fund's overall investment strategy and overseeing the management of the Fund. | 2010 | Global Chief Investment Officer of Fixed Income, Co-head of BlackRock, Inc.'s Global Fixed Income platform, member of Global Operating Committee and Chairman of the BlackRock, Inc. firmwide Investment Council; Managing Director of BlackRock, Inc. since 2009; President and Chief Executive Officer of R3 Capital Partners from 2008 to 2009; Managing Director of Lehman Brothers from 1994 to 2008. |
| Bob Miller | Jointly and primarily responsible for the day-to-day management of the Fund's portfolio including setting the Fund's overall investment strategy and overseeing the management of the Fund. | 2011 | Managing Director of BlackRock, Inc. since 2011; Co-Founder and Partner of Round Table Investment Management Company from 2007 to 2009; Managing Director of Bank of America from 1999 to 2007. |
| Akiva Dickstein | Jointly and primarily responsible for the day-to-day management of the Fund's portfolio including setting the Fund's overall investment strategy and overseeing the management of the Fund. | 2016 | Managing Director of BlackRock, Inc. since 2009; Managing Director of Merrill Lynch from 2003 to 2009 and Head of the U.S. Rates & Structured Credit Research Group. |
| David Rogal | Jointly and primarily responsible for the day-to-day management of the Fund's portfolio including setting the Fund's overall investment strategy and overseeing the management of the Fund. | 2017 | Director of BlackRock, Inc. since 2014; Vice President of BlackRock, Inc. from 2011 to 2013. |

* Includes management of the Core Bond Predecessor Fund.

Conflicts of Interest

The investment activities of BlackRock and its affiliates (including BlackRock, Inc. and PNC and their affiliates, directors, partners, trustees, managing members, officers and employees (collectively, the "Affiliates")) in the management of, or their interest in, their own accounts and other accounts they manage, may present conflicts of interest that could disadvantage the Funds and their shareholders.

BlackRock and its Affiliates provide investment management services to other funds and discretionary managed accounts that follow investment programs similar to that of the Funds. BlackRock and its Affiliates are involved worldwide with a broad spectrum of financial services and asset management activities and may engage in the ordinary course of business in activities in which their interests or the interests of their clients may conflict with those of the Funds. One or more Affiliates act or may act as an investor, investment banker, research provider, investment manager, commodity pool operator, commodity trading advisor, financier, underwriter, adviser, market maker, trader, prime broker, lender, index provider, agent and principal, and have other direct and indirect interests in securities, currencies, commodities, derivatives and other instruments in which the Funds may directly or indirectly invest. Thus, it is likely that the Funds will have multiple business relationships with and will invest in, engage in transactions with, make voting decisions with respect to, or obtain services from, entities for which an Affiliate performs or seeks to perform investment banking or other services. Specifically, the Funds may invest in securities of, or engage in other transactions with, companies with which an Affiliate has developed or is trying to develop investment banking relationships or in which an Affiliate has significant debt or equity investments or other interests. The Funds also may invest in securities of, or engage in other transactions with, companies for which an Affiliate provides or may in the future provide research coverage. An Affiliate may have business relationships with, and purchase, or distribute or sell services or products from or to, distributors, consultants or others who recommend the Funds or who engage in transactions with or for the Funds, and may receive compensation for such services. The Funds may also make brokerage and other payments to Affiliates in connection with the Funds' portfolio investment transactions. An Affiliate may engage in proprietary trading and advise accounts and funds that have investment objectives similar to those of the Funds and/or that engage in and compete for transactions in the same types of securities, currencies and other instruments as the Funds. This may include transactions in securities issued by other open-end and closed-end investment companies (which may include investment companies that are affiliated with the Fund and BlackRock, to the extent permitted under the Investment Company Act). The trading activities of these Affiliates are carried out without reference to positions held directly or indirectly by the Fund and may result in an Affiliate having positions in certain securities that are senior or junior to, or have interests different from or adverse to, the securities that are owned by the Funds.

No Affiliate is under any obligation to share any investment opportunity, idea or strategy with the Funds. As a result, an Affiliate may compete with the Funds for appropriate investment opportunities. The results of a Fund's investment activities, therefore, may differ from those of an Affiliate and of other accounts managed by an Affiliate, and it is possible that a Fund could sustain losses during periods in which one or more Affiliates and other accounts achieve profits on their trading for proprietary or other accounts. The opposite result is also possible.

In addition, the Funds may, from time to time, enter into transactions in which an Affiliate or its other clients have an adverse interest. Furthermore, transactions undertaken by Affiliate-advised clients may adversely impact the Funds. Transactions by one or more Affiliate-advised clients or BlackRock may have the effect of diluting or otherwise disadvantaging the values, prices or investment strategies of the Funds. The Funds' activities may be limited because of regulatory restrictions applicable to one or more Affiliates and/or their internal policies designed to comply with such restrictions.

Under a securities lending program approved by the Board, the Trust, on behalf of the Funds, has retained BlackRock Investment Management, LLC ("BIM"), an Affiliate of BlackRock, to serve as the securities lending agent for the Funds to the extent that the Funds participate in the securities lending program. For these services, the lending agent will receive a fee from the Funds, including a fee based on the returns earned on the Funds' investment of the cash received as collateral for the loaned securities. In addition, one or more Affiliates may be among the entities to which the Funds may lend their portfolio securities under the securities lending program.

The activities of Affiliates may give rise to other conflicts of interest that could disadvantage the Funds and their shareholders. BlackRock has adopted policies and procedures designed to address these potential conflicts of interest. See the SAI for further information.

Valuation of Fund Investments

When you buy shares, you pay the net asset value, plus any applicable sales charge. This is the offering price. Shares are also redeemed at their net asset value, minus any applicable deferred sales charge or redemption fee. A Fund calculates the net asset value of each class of its shares each day the NYSE is open, generally as of the close of regular trading hours on the NYSE, based on prices at the time of closing. The NYSE generally closes at 4:00 p.m. (Eastern time). The net asset value used in determining your share price is the next one calculated after your purchase or redemption order is received.

Generally, Institutional Shares will have the highest net asset value because that class has the lowest expenses. Investor A Shares will have a higher net asset value than Investor C or Class R Shares, and Class R Shares will have a higher net asset value than Investor C Shares. Also, dividends paid on Investor A, Institutional and Class R Shares will generally be higher than dividends paid on Investor C Shares because Investor A, Institutional and Class R Shares have lower expenses.

Equity securities and other instruments for which market quotations are readily available are valued at market value, which is generally determined using the last reported closing price or, if a reported closing price is not available, the last traded price on the exchange or market on which the security or instrument is primarily traded at the time of valuation. Each Fund values fixed-income portfolio securities and non-exchange traded derivatives using last available bid prices or current market quotations provided by dealers or prices (including evaluated prices) supplied by the Fund's approved independent third-party pricing services, each in accordance with valuation procedures approved by the Board. Pricing services may use matrix pricing or valuation models that utilize certain inputs and assumptions to derive values. Pricing services generally value fixed-income securities assuming orderly transactions of institutional round lot size, but the Fund may hold or transact in such securities in smaller, odd lot sizes. Odd lots may trade at lower prices than institutional round lots. Short-term debt securities with remaining maturities of 60 days or less may be valued on the basis of amortized cost.

Foreign currency exchange rates are generally determined as of the close of business on the NYSE. Foreign securities owned by a Fund may trade on weekends or other days when the Fund does not price its shares. As a result, a Fund's net asset value may change on days when you will not be able to purchase or redeem the Fund's shares.

Generally, trading in foreign securities, U.S. Government securities, money market instruments and certain fixed-income securities is substantially completed each day at various times prior to the close of business on the NYSE. The values of such securities used in computing the net asset value of a Fund's shares are determined as of such times.

When market quotations are not readily available or are not believed by BlackRock to be reliable, a Fund's investments are valued at fair value. Fair value determinations are made by BlackRock in accordance with procedures approved by the Board. BlackRock may conclude that a market quotation is not readily available or is unreliable if a security or other asset or liability does not have a price source due to its lack of liquidity, if BlackRock believes a market quotation from a broker-dealer or other source is unreliable, where the security or other asset or other liability is thinly traded (e.g., municipal securities, certain small cap and emerging growth companies and certain non-U.S. securities) or where there is a significant event subsequent to the most recent market quotation. For this purpose, a "significant event" is deemed to occur if BlackRock determines, in its business judgment prior to or at the time of pricing a Fund's assets or liabilities, that it is likely that the event will cause a material change to the last closing market price of one or more assets or liabilities held by a Fund. For instance, significant events may occur between the foreign market close and the close of business on the NYSE that may not be reflected in the computation of the Funds' net assets. If such event occurs, those instruments may be fair valued. Similarly, foreign securities whose values are affected by volatility that occurs in U.S. markets on a trading day after the close of foreign securities markets may be fair valued.

For certain foreign securities, a third-party vendor supplies evaluated, systematic fair value pricing based upon the movement of a proprietary multi-factor model after the relevant foreign markets have closed. This systematic fair value pricing methodology is designed to correlate the prices of foreign securities following the close of the local markets to the price that might have prevailed as of a Fund's pricing time.

Fair value represents a good faith approximation of the value of a security. The fair value of one or more securities may not, in retrospect, be the price at which those assets could have been sold during the period in which the particular fair values were used in determining a Fund's net asset value.

Each Fund may accept orders from certain authorized Financial Intermediaries or their designees. Each Fund will be deemed to receive an order when accepted by the Financial Intermediary or designee and the order will receive the net asset value next computed by the Fund after such acceptance. If the payment for a purchase order is not made by a designated later time, the order will be canceled and the Financial Intermediary could be held liable for any losses.

Dividends, Distributions and Taxes

BUYING A DIVIDEND

Unless your investment is in a tax-deferred account, you may want to avoid buying shares shortly before the Fund pays a dividend. The reason? If you buy shares when a Fund has declared but not yet distributed ordinary income or capital gains, you will pay the full price for the shares and then receive a portion of the price back in the form of a taxable dividend. Before investing you may want to consult your tax adviser.

The Fund will distribute net investment income, if any, monthly and net realized capital gain, if any, at least annually. The Fund may also pay a special distribution at the end of the calendar year to comply with federal tax requirements. Dividends may be reinvested automatically in shares of a Fund at net asset value without a sales charge or may be taken in cash. If you would like to receive dividends in cash, contact your Financial Intermediary or the Fund. Although this cannot be predicted with any certainty, a Fund anticipates that a significant amount of its dividends, if any, will consist of ordinary income. Capital gains may be taxable to you at different rates depending on how long a Fund held the assets sold.

You will pay tax on dividends from the Fund whether you receive them in cash or additional shares. If you redeem Fund shares or exchange them for shares of another fund, you generally will be treated as having sold your shares and any gain on the transaction may be subject to tax. Fund distributions derived from qualified dividend income, which consists of dividends received from U.S. corporations and qualifying foreign corporations, and from long-term capital gains are eligible for taxation at a maximum rate of 15% or 20% for individuals, depending on whether their income exceeds certain threshold amounts, which are adjusted annually for inflation.

A 3.8% Medicare tax is imposed on the net investment income (which includes, but is not limited to, interest, dividends and net gain from investments) of U.S. individuals with income exceeding \$200,000, or \$250,000 if married filing jointly, and of trusts and estates.

Your dividends and redemption proceeds will be subject to backup withholding tax if you have not provided a taxpayer identification number or social security number or the number you have provided is incorrect.

If you are neither a tax resident nor a citizen of the United States or if you are a foreign entity (other than a pass-through entity to the extent owned by U.S. persons), the Fund's ordinary income dividends will generally be subject to a 30% U.S. withholding tax, unless a lower treaty rate applies. However, certain distributions reported by the Fund as capital gain dividends, interest-related dividends or short-term capital gain dividends and paid to a foreign shareholder may be eligible for an exemption from U.S. withholding tax.

Separately, a 30% withholding tax is currently imposed on U.S.-source dividends, interest and other income items and will be imposed on proceeds from the sale, redemption or disposition of property producing U.S.-source dividends and interest paid after December 31, 2018, to (i) certain foreign financial institutions and investment funds, and (ii) certain other foreign entities. To avoid withholding, foreign financial institutions and investment funds will generally either need to (a) collect and report to the IRS detailed information identifying their U.S. accounts and U.S. account holders, comply with due diligence procedures for identifying U.S. accounts and withhold tax on certain payments made to noncomplying foreign entities and account holders or (b) if an intergovernmental agreement is entered into and implementing legislation is adopted, comply with the agreement and legislation. Other foreign entities will generally either need to provide detailed information identifying each substantial U.S. owner or certify there are no such owners.

This section summarizes some of the consequences under current federal tax law of an investment in the Fund. It is not a substitute for individualized tax advice. Consult your tax adviser about the potential tax consequences of an investment in the Fund under all applicable tax laws.

Financial Highlights

Although the Funds have not commenced operations as of the date of this prospectus, as a result of the Reorganization anticipated to occur on or about September 17, 2018, the Financial Highlights information presented for each Fund is the financial history of the corresponding Predecessor Fund. The Financial Highlights table is intended to help you understand the Predecessor Fund's financial performance for the periods shown. Certain information reflects the financial results for a single share. The total returns in the table represent the rate that a shareholder would have earned or lost on an investment in the Predecessor Fund (assuming reinvestment of all dividends and/or distributions). The information has been audited (except for the period ended March 31, 2018, which is unaudited) by Deloitte & Touche LLP, whose report, along with the Predecessor Fund's financial statements, is included in the Predecessor Fund's Annual Report, which is available upon request. The Predecessor Fund's unaudited financial statements for the semi-annual period ended March 31, 2018 are included in the Predecessor Fund's Semi-Annual Report, which is available upon request.

BlackRock High Yield Bond Portfolio

| Consolidated Financial Highlights | Six Months Ended 03/31/2018 (Unaudited) | Institutional | | | | |
|--|---|--------------------------|----------------------|--------------|----------------------|-------------|
| | | Year Ended September 30, | | | | |
| | | 2017 | 2016 | 2015 | 2014 | 2013 |
| Net asset value, beginning of period | \$ 7.85 | \$ 7.61 | \$ 7.42 | \$ 8.20 | \$ 8.15 | \$ 7.94 |
| Net investment income ^(a) | 0.21 | 0.43 | 0.41 | 0.40 | 0.46 | 0.49 |
| Net realized and unrealized gain (loss) | (0.18) | 0.28 | 0.24 | (0.62) | 0.17 | 0.26 |
| Net increase (decrease) from investment operations | 0.03 | 0.71 | 0.65 | (0.22) | 0.63 | 0.75 |
| Distributions^(b) | | | | | | |
| From net investment income | (0.23) | (0.47) | (0.46) | (0.44) | (0.46) | (0.52) |
| From net realized gain | — | — | — | (0.12) | (0.12) | (0.02) |
| Total distributions | (0.23) | (0.47) | (0.46) | (0.56) | (0.58) | (0.54) |
| Net asset value, end of period | \$ 7.65 | \$ 7.85 | \$ 7.61 | \$ 7.42 | \$ 8.20 | \$ 8.15 |
| Total Return^(c) | | | | | | |
| Based on net asset value | 0.32% ^(d) | 9.64% ^(e) | 9.21% | (2.82)% | 7.88% | 9.64% |
| Ratios to Average Net Assets^(f) | | | | | | |
| Total expenses | 0.62% ^(g) | 0.62% | 0.61% ^(h) | 0.59% | 0.62% ^(h) | 0.64% |
| Total expenses after fees waived and/or reimbursed | 0.61% ^(g) | 0.61% | 0.61% | 0.59% | 0.62% | 0.63% |
| Total expenses after fees waived and/or reimbursed and excluding interest expense and income tax | 0.61% ^(g) | 0.59% | 0.60% | 0.58% | 0.59% | 0.60% |
| Net investment income | 5.35% ^(g) | 5.61% | 5.58% | 5.08% | 5.51% | 6.05% |
| Supplemental Data | | | | | | |
| Net assets, end of period (000) | \$8,535,784 | \$9,728,106 | \$9,031,925 | \$10,926,678 | \$7,898,330 | \$5,923,843 |
| Portfolio turnover rate | 49% | 86% | 90% | 70% | 87% | 84% |

(a) Based on average shares outstanding.

(b) Distributions for annual periods determined in accordance with U.S. federal income tax regulations.

(c) Where applicable, assumes the reinvestment of distributions.

(d) Aggregate total return.

(e) Includes a payment received from an affiliate, which had no impact on the Predecessor Fund's total return.

(f) Excludes expenses incurred indirectly as a result of investments in underlying funds as follows:

| | Six Months Ended 03/31/2018 (Unaudited) | Year Ended September 30, | | | | |
|---------------------------------|---|--------------------------|-------|-------|------|------|
| | | 2017 | 2016 | 2015 | 2014 | 2013 |
| Investments in Underlying Funds | 0.01% | 0.01% | 0.01% | 0.01% | N/A | N/A |

(g) Annualized.

(h) Includes recoupment of past waived and/or reimbursed fees with no financial impact to the expense ratio.

BlackRock High Yield Bond Portfolio (continued)

| Consolidated Financial Highlights | Investor A | | | | | |
|--|---|--------------------------|----------------------|----------------------|----------------------|----------------------|
| | Six Months Ended 03/31/2018 (Unaudited) | Year Ended September 30, | | | | |
| | | 2017 | 2016 | 2015 | 2014 | 2013 |
| Net asset value, beginning of period | \$ 7.85 | \$ 7.61 | \$ 7.42 | \$ 8.20 | \$ 8.15 | \$ 7.94 |
| Net investment income ^(a) | 0.20 | 0.41 | 0.39 | 0.38 | 0.43 | 0.47 |
| Net realized and unrealized gain (loss) | (0.20) | 0.28 | 0.24 | (0.62) | 0.17 | 0.25 |
| Net increase (decrease) from investment operations | 0.00 | 0.69 | 0.63 | (0.24) | 0.60 | 0.72 |
| Distributions^(b) | | | | | | |
| From net investment income | (0.21) | (0.45) | (0.44) | (0.42) | (0.43) | (0.49) |
| From net realized gain | — | — | — | (0.12) | (0.12) | (0.02) |
| Total distributions | (0.21) | (0.45) | (0.44) | (0.54) | (0.55) | (0.51) |
| Net asset value, end of period | \$ 7.64 | \$ 7.85 | \$ 7.61 | \$ 7.42 | \$ 8.20 | \$ 8.15 |
| Total Return^(c) | | | | | | |
| Based on net asset value | 0.03% ^(d) | 9.29% ^(e) | 8.86% | (3.11)% | 7.53% | 9.29% |
| Ratios to Average Net Assets^(f) | | | | | | |
| Total expenses | 0.95% ^(g) | 0.98% ^(h) | 0.93% ^(h) | 0.93% ^(h) | 0.97% ^(h) | 0.98% ^(h) |
| Total expenses after fees waived and/or reimbursed | 0.92% ^(g) | 0.94% | 0.93% | 0.92% | 0.95% | 0.95% |
| Total expenses after fees waived and/or reimbursed and excluding interest expense and income tax | 0.92% ^(g) | 0.91% | 0.92% | 0.92% | 0.92% | 0.92% |
| Net investment income | 5.07% ^(g) | 5.29% | 5.27% | 4.75% | 5.21% | 5.74% |
| Supplemental Data | | | | | | |
| Net assets, end of period (000) | \$1,391,424 | \$1,672,705 | \$3,733,406 | \$2,797,049 | \$3,120,217 | \$3,933,778 |
| Portfolio turnover rate | 49% | 86% | 90% | 70% | 87% | 84% |

^(a) Based on average shares outstanding.

^(b) Distributions for annual periods determined in accordance with U.S. federal income tax regulations.

^(c) Where applicable, excludes the effects of any sales charges and assumes the reinvestment of distributions.

^(d) Aggregate total return.

^(e) Includes a payment received from an affiliate, which had no impact on the Predecessor Fund's total return.

^(f) Excludes expenses incurred indirectly as a result of investments in underlying funds as follows:

| | Six Months Ended 03/31/2018 (Unaudited) | Year Ended September 30, | | | | |
|---------------------------------|---|--------------------------|-------|-------|------|------|
| | | 2017 | 2016 | 2015 | 2014 | 2013 |
| Investments in Underlying Funds | 0.01% | 0.01% | 0.01% | 0.01% | N/A | N/A |

^(g) Annualized.

^(h) Includes recoupment of past waived and/or reimbursed fees. Excluding the recoupment of past waived and/or reimbursed fees for the years ended September 30, 2017, September 30, 2016 and September 30, 2015, the ratios would have been 0.97%, 0.90% and 0.89%, respectively. There was no financial impact to the expense ratios for the years ended September 30, 2014 and September 30, 2013.

BlackRock High Yield Bond Portfolio (continued)

| Consolidated Financial Highlights | Investor C | | | | | |
|--|---|--------------------------|-----------|----------------------|----------------------|----------------------|
| | Six Months Ended 03/31/2018 (Unaudited) | Year Ended September 30, | | | | |
| | | 2017 | 2016 | 2015 | 2014 | 2013 |
| Net asset value, beginning of period | \$ 7.86 | \$ 7.62 | \$ 7.43 | \$ 8.21 | \$ 8.16 | \$ 7.95 |
| Net investment income ^(a) | 0.17 | 0.35 | 0.33 | 0.32 | 0.37 | 0.40 |
| Net realized and unrealized gain (loss) | (0.18) | 0.28 | 0.24 | (0.62) | 0.17 | 0.26 |
| Net increase (decrease) from investment operations | (0.01) | 0.63 | 0.57 | (0.30) | 0.54 | 0.66 |
| Distributions^(b) | | | | | | |
| From net investment income | (0.19) | (0.39) | (0.38) | (0.36) | (0.37) | (0.43) |
| From net realized gain | — | — | — | (0.12) | (0.12) | (0.02) |
| Total distributions | (0.19) | (0.39) | (0.38) | (0.48) | (0.49) | (0.45) |
| Net asset value, end of period | \$ 7.66 | \$ 7.86 | \$ 7.62 | \$ 7.43 | \$ 8.21 | \$ 8.16 |
| Total Return^(c) | | | | | | |
| Based on net asset value | (0.19)% ^(d) | 8.48% ^(e) | 8.04% | (3.85)% | 6.73% | 8.45% |
| Ratios to Average Net Assets^(f) | | | | | | |
| Total expenses | 1.64% ^(g) | 1.69% | 1.69% | 1.67% ^(h) | 1.70% ^(h) | 1.72% ^(h) |
| Total expenses after fees waived and/or reimbursed | 1.63% ^(g) | 1.68% | 1.69% | 1.67% | 1.70% | 1.72% |
| Total expenses after fees waived and/or reimbursed and excluding interest expense and income tax | 1.63% ^(g) | 1.66% | 1.68% | 1.66% | 1.67% | 1.69% |
| Net investment income | 4.34% ^(g) | 4.55% | 4.51% | 4.00% | 4.44% | 4.97% |
| Supplemental Data | | | | | | |
| Net assets, end of period (000) | \$355,559 | \$417,276 | \$539,243 | \$578,935 | \$624,573 | \$535,426 |
| Portfolio turnover rate | 49% | 86% | 90% | 70% | 87% | 84% |

^(a) Based on average shares outstanding.

^(b) Distributions for annual periods determined in accordance with U.S. federal income tax regulations.

^(c) Where applicable, excludes the effects of any sales charges and assumes the reinvestment of distributions.

^(d) Aggregate total return.

^(e) Includes a payment received from an affiliate, which had no impact on the Predecessor Fund's total return.

^(f) Excludes expenses incurred indirectly as a result of investments in underlying funds as follows:

| | Six Months Ended 03/31/2018 (Unaudited) | Year Ended September 30, | | | | |
|---------------------------------|---|--------------------------|-------|-------|------|------|
| | | 2017 | 2016 | 2015 | 2014 | 2013 |
| Investments in underlying funds | 0.01% | 0.01% | 0.01% | 0.01% | N/A | N/A |

^(g) Annualized.

^(h) Includes recoupment of past waived and/or reimbursed fees. Excluding the recoupment of past waived and/or reimbursed fees for the year ended September 30, 2013, the ratio would have been 1.71%. There was no financial impact to the expense ratios for the years ended September 30, 2015 and September 30, 2014.

BlackRock High Yield Bond Portfolio (concluded)

| Consolidated Financial Highlights | Class R | | | | | |
|--|---|--------------------------|----------------------|----------------------|----------|----------|
| | Six Months Ended 03/31/2018 (Unaudited) | Year Ended September 30, | | | | |
| | | 2017 | 2016 | 2015 | 2014 | 2013 |
| Net asset value, beginning of period | \$ 7.85 | \$ 7.61 | \$ 7.42 | \$ 8.20 | \$ 8.15 | \$ 7.94 |
| Net investment income ^(a) | 0.18 | 0.38 | 0.36 | 0.35 | 0.41 | 0.44 |
| Net realized and unrealized gain (loss) | (0.18) | 0.28 | 0.24 | (0.62) | 0.17 | 0.25 |
| Net increase (decrease) from investment operations | 0.00 | 0.66 | 0.60 | (0.27) | 0.58 | 0.69 |
| Distributions^(b) | | | | | | |
| From net investment income | (0.20) | (0.42) | (0.41) | (0.39) | (0.41) | (0.46) |
| From net realized gain | — | — | — | (0.12) | (0.12) | (0.02) |
| Total distributions | (0.20) | (0.42) | (0.41) | (0.51) | (0.53) | (0.48) |
| Net asset value, end of period | \$ 7.65 | \$ 7.85 | \$ 7.61 | \$ 7.42 | \$ 8.20 | \$ 8.15 |
| Total Return^(c) | | | | | | |
| Based on net asset value | 0.01% ^(d) | 8.94% ^(e) | 8.51% | (3.43)% | 7.19% | 8.92% |
| Ratios to Average Net Assets^(f) | | | | | | |
| Total expenses | 1.22% ^(g) | 1.26% ^(h) | 1.26% ^(h) | 1.23% ^(h) | 1.28% | 1.31% |
| Total expenses after fees waived and/or reimbursed | 1.21% ^(g) | 1.26% | 1.26% | 1.23% | 1.27% | 1.29% |
| Total expenses after fees waived and/or reimbursed and excluding interest expense and income tax | 1.21% ^(g) | 1.23% | 1.25% | 1.22% | 1.24% | 1.26% |
| Net investment income | 4.75% ^(g) | 4.96% | 4.95% | 4.46% | 4.90% | 5.41% |
| Supplemental Data | | | | | | |
| Net assets, end of period (000) | \$130,341 | \$132,868 | \$113,010 | \$97,300 | \$72,267 | \$47,906 |
| Portfolio turnover rate | 49% | 86% | 90% | 70% | 87% | 84% |

^(a) Based on average shares outstanding.

^(b) Distributions for annual periods determined in accordance with U.S. federal income tax regulations.

^(c) Where applicable, assumes the reinvestment of distributions.

^(d) Aggregate total return.

^(e) Includes a payment received from an affiliate, which had no impact on the Predecessor Fund's total return.

^(f) Excludes expenses incurred indirectly as a result of investments in underlying funds as follows:

| | Six Months Ended 03/31/2018 (Unaudited) | Year Ended September 30, | | | | |
|---------------------------------|---|--------------------------|-------|-------|------|------|
| | | 2017 | 2016 | 2015 | 2014 | 2013 |
| Investments in underlying funds | 0.01% | 0.01% | 0.01% | 0.01% | N/A | N/A |

^(g) Annualized.

^(h) Includes recoupment of past waived and/or reimbursed fees. Excluding the recoupment of past waived and/or reimbursed fees for the year ended September 30, 2015, the ratio would have been 1.22%. There was no financial impact to the expense ratio for the years ended September 30, 2017 and September 30, 2016.

BlackRock Low Duration Bond Portfolio

| | Six Months Ended 03/31/2018 (Unaudited) | Institutional | | | | |
|---|---|--------------------------|-------------|----------------------|----------------------|-----------|
| | | Year Ended September 30, | | | | |
| | | 2017 | 2016 | 2015 | 2014 | 2013 |
| Net asset value, beginning of period | \$ 9.63 | \$ 9.65 | \$ 9.68 | \$ 9.74 | \$ 9.71 | \$ 9.83 |
| Net investment income ^(a) | 0.09 | 0.16 | 0.16 | 0.16 | 0.22 | 0.22 |
| Net realized and unrealized gain (loss) | (0.09) | 0.02 | — | (0.04) | 0.02 | (0.12) |
| Net increase from investment operations | 0.00 | 0.18 | 0.16 | 0.12 | 0.24 | 0.10 |
| Distributions^(b) | | | | | | |
| From net investment income | (0.11) | (0.20) | (0.19) | (0.18) | (0.21) | (0.21) |
| From net realized gain | — | — | — | — | — | (0.01) |
| Total distributions | (0.11) | (0.20) | (0.19) | (0.18) | (0.21) | (0.22) |
| Net asset value, end of period | \$ 9.52 | \$ 9.63 | \$ 9.65 | \$ 9.68 | \$ 9.74 | \$ 9.71 |
| Total Return^(c) | | | | | | |
| Based on net asset value | (0.04)% ^{(d)(e)} | 1.88% | 1.63% | 1.19% | 2.52% | 1.06% |
| Ratios to Average Net Assets | | | | | | |
| Total expenses | 0.45% ^{(f)(g)} | 0.49% ^(g) | 0.50% | 0.52% ^(g) | 0.66% ^(g) | 0.70% |
| Total expenses after fees waived and/or reimbursed | 0.42% ^(f) | 0.43% | 0.47% | 0.45% | 0.46% | 0.48% |
| Total expenses after fees waived and/or reimbursed and excluding interest expense | 0.41% ^(f) | 0.41% | 0.45% | 0.45% | 0.45% | 0.45% |
| Net investment income | 1.82% ^(f) | 1.69% | 1.66% | 1.61% | 2.26% | 2.25% |
| Supplemental Data | | | | | | |
| Net assets, end of period (000) | \$3,870,741 | \$3,097,000 | \$3,020,681 | \$2,885,841 | \$1,134,331 | \$849,700 |
| Portfolio turnover rate ^(h) | 106% | 292% | 316% | 289% | 269% | 301% |

^(a) Based on average shares outstanding.

^(b) Distributions for annual periods determined in accordance with U.S. federal income tax regulations.

^(c) Where applicable, assumes the reinvestment of distributions.

^(d) Aggregate total return.

^(e) Includes a payment received from an affiliate, which had no impact on the Predecessor Fund's total return.

^(f) Annualized.

^(g) Includes recoupment of past waived and/or reimbursed fees with no financial impact to the expense ratio.

^(h) Includes mortgage dollar roll transactions ("MDRs"). Additional information regarding portfolio turnover rate is as follows:

| | Six Months Ended 03/31/2018 (Unaudited) | Year Ended September 30, | | | | |
|--|---|--------------------------|------|------|------|------|
| | | 2017 | 2016 | 2015 | 2014 | 2013 |
| Portfolio turnover rate (excluding MDRs) | 81% | 208% | 246% | 231% | 194% | 239% |

BlackRock Low Duration Bond Portfolio (continued)

| | Investor A | | | | | |
|---|---|--------------------------|-----------|----------------------|----------------------|----------------------|
| | Six Months Ended 03/31/2018 (Unaudited) | Year Ended September 30, | | | | |
| | | 2017 | 2016 | 2015 | 2014 | 2013 |
| Net asset value, beginning of period | \$ 9.63 | \$ 9.64 | \$ 9.67 | \$ 9.74 | \$ 9.71 | \$ 9.82 |
| Net investment income ^(a) | 0.08 | 0.14 | 0.13 | 0.12 | 0.19 | 0.18 |
| Net realized and unrealized gain (loss) | (0.11) | 0.02 | (0.01) | (0.04) | 0.02 | (0.10) |
| Net increase (decrease) from investment operations | (0.03) | 0.16 | 0.12 | 0.08 | 0.21 | 0.08 |
| Distributions^(b) | | | | | | |
| From net investment income | (0.09) | (0.17) | (0.15) | (0.15) | (0.18) | (0.18) |
| From return of capital | — | — | — | — | — | (0.01) |
| Total distributions | (0.09) | (0.17) | (0.15) | (0.15) | (0.18) | (0.19) |
| Net asset value, end of period | \$ 9.51 | \$ 9.63 | \$ 9.64 | \$ 9.67 | \$ 9.74 | \$ 9.71 |
| Total Return^(c) | | | | | | |
| Based on net asset value | (0.27)% ^{(d)(e)} | 1.73% | 1.29% | 0.75% | 2.16% | 0.83% |
| Ratios to Average Net Assets | | | | | | |
| Total expenses | 0.79% ^(f) | 0.81% | 0.83% | 0.86% ^(g) | 0.96% ^(g) | 0.97% ^(g) |
| Total expenses after fees waived and/or reimbursed | 0.67% ^(f) | 0.68% | 0.81% | 0.79% | 0.81% | 0.83% |
| Total expenses after fees waived and/or reimbursed and excluding interest expense | 0.66% ^(f) | 0.66% | 0.79% | 0.79% | 0.80% | 0.79% |
| Net investment income | 1.58% ^(f) | 1.47% | 1.32% | 1.29% | 1.93% | 1.82% |
| Supplemental Data | | | | | | |
| Net assets, end of period (000) | \$1,325,182 | \$1,309,023 | \$875,788 | \$822,299 | \$1,472,352 | \$1,523,705 |
| Portfolio turnover rate ^(h) | 106% | 292% | 316% | 289% | 269% | 301% |

^(a) Based on average shares outstanding.

^(b) Distributions for annual periods determined in accordance with U.S. federal income tax regulations.

^(c) Where applicable, excludes the effects of any sales charges and assumes the reinvestment of distributions.

^(d) Aggregate total return.

^(e) Includes a payment received from an affiliate, which had no impact on the Predecessor Fund's total return.

^(f) Annualized.

^(g) Includes recoupment of past waived and/or reimbursed fees. Excluding the recoupment of past waived and/or reimbursed fees for the years ended September 30, 2015 and September 30, 2013, the ratios would have been 0.85% and 0.95%, respectively. There was no financial impact to the expense ratios for the year ended September 30, 2014.

^(h) Includes mortgage dollar roll transactions ("MDRs"). Additional information regarding portfolio turnover rate is as follows:

| | Six Months Ended 03/31/2018 (Unaudited) | Year Ended September 30, | | | | |
|--|---|--------------------------|------|------|------|------|
| | | 2017 | 2016 | 2015 | 2014 | 2013 |
| Portfolio turnover rate (excluding MDRs) | 81% | 208% | 246% | 231% | 194% | 239% |

BlackRock Low Duration Bond Portfolio (continued)

| | Investor C | | | | | |
|---|--|---------------------------------|-------------|-------------|----------------------|-------------|
| | Six Months Ended 03/31/2018 (Unaudited) | Year Ended September 30, | | | | |
| | | 2017 | 2016 | 2015 | 2014 | 2013 |
| Net asset value, beginning of period | \$ 9.63 | \$ 9.64 | \$ 9.67 | \$ 9.73 | \$ 9.71 | \$ 9.82 |
| Net investment income ^(a) | 0.04 | 0.06 | 0.06 | 0.05 | 0.12 | 0.12 |
| Net realized and unrealized gain (loss) | (0.10) | 0.03 | (0.01) | (0.04) | 0.01 | (0.11) |
| Net increase (decrease) from investment operations | (0.06) | 0.09 | 0.05 | 0.01 | 0.13 | 0.01 |
| Distributions^(b) | | | | | | |
| From net investment income | (0.06) | (0.10) | (0.08) | (0.07) | (0.11) | (0.11) |
| From return of capital | — | — | — | — | — | (0.01) |
| Total distributions | (0.06) | (0.10) | (0.08) | (0.07) | (0.11) | (0.12) |
| Net asset value, end of period | \$ 9.51 | \$ 9.63 | \$ 9.64 | \$ 9.67 | \$ 9.73 | \$ 9.71 |
| Total Return^(c) | | | | | | |
| Based on net asset value | (0.64)% ^{(d)(e)} | 0.97% | 0.55% | 0.11% | 1.31% | 0.08% |
| Ratios to Average Net Assets | | | | | | |
| Total expenses | 1.54% ^(f) | 1.58% | 1.59% | 1.59% | 1.71% ^(g) | 1.74% |
| Total expenses after fees waived and/or reimbursed | 1.42% ^(f) | 1.43% | 1.55% | 1.53% | 1.54% | 1.56% |
| Total expenses after fees waived and/or reimbursed and excluding interest expense | 1.41% ^(f) | 1.42% | 1.53% | 1.53% | 1.53% | 1.53% |
| Net investment income | 0.83% ^(f) | 0.67% | 0.58% | 0.54% | 1.19% | 1.18% |
| Supplemental Data | | | | | | |
| Net assets, end of period (000) | \$201,198 | \$243,527 | \$372,307 | \$361,424 | \$331,179 | \$293,864 |
| Portfolio turnover rate ^(h) | 106% | 292% | 316% | 289% | 269% | 301% |

^(a) Based on average shares outstanding.

^(b) Distributions for annual periods determined in accordance with U.S. federal income tax regulations.

^(c) Where applicable, excludes the effects of any sales charges and assumes the reinvestment of distributions.

^(d) Aggregate total return.

^(e) Includes a payment received from an affiliate, which had no impact on the Predecessor Fund's total return.

^(f) Annualized.

^(g) Includes recoupment of past waived and/or reimbursed fees with no financial impact to the expense ratios.

^(h) Includes mortgage dollar roll transactions ("MDRs"). Additional information regarding portfolio turnover rate is as follows:

| | Six Months Ended 03/31/2018 (Unaudited) | Year Ended September 30, | | | | |
|--|--|---------------------------------|-------------|-------------|-------------|-------------|
| | | 2017 | 2016 | 2015 | 2014 | 2013 |
| Portfolio turnover rate (excluding MDRs) | 81% | 208% | 246% | 231% | 194% | 239% |

BlackRock Low Duration Bond Portfolio (concluded)

| | Class R | | | | | |
|---|--|---------------------------------|-------------|-------------|----------------------|-------------|
| | Six Months Ended 03/31/2018 (Unaudited) | Year Ended September 30, | | | | |
| | | 2017 | 2016 | 2015 | 2014 | 2013 |
| Net asset value, beginning of period | \$ 9.63 | \$ 9.64 | \$ 9.67 | \$ 9.74 | \$ 9.71 | \$ 9.82 |
| Net investment income ^(a) | 0.06 | 0.11 | 0.10 | 0.10 | 0.15 | 0.15 |
| Net realized and unrealized gain (loss) | (0.10) | 0.03 | — | (0.05) | 0.02 | (0.11) |
| Net increase (decrease) from investment operations | (0.04) | 0.14 | 0.10 | 0.05 | 0.17 | 0.04 |
| Distributions^(b) | | | | | | |
| From net investment income | (0.08) | (0.15) | (0.13) | (0.12) | (0.14) | (0.14) |
| From return of capital | — | — | — | — | — | (0.01) |
| Total distributions | (0.08) | (0.15) | (0.13) | (0.12) | (0.14) | (0.15) |
| Net asset value, end of period | \$ 9.51 | \$ 9.63 | \$ 9.64 | \$ 9.67 | \$ 9.74 | \$ 9.71 |
| Total Return^(c) | | | | | | |
| Based on net asset value | (0.40)% ^{(d)(e)} | 1.47% | 1.04% | 0.48% | 1.81% | 0.43% |
| Ratios to Average Net Assets | | | | | | |
| Total expenses | 1.15% ^(f) | 1.25% | 1.24% | 1.16% | 1.29% ^(g) | 1.36% |
| Total expenses after fees waived and/or reimbursed | 0.92% ^(f) | 0.93% | 1.06% | 1.05% | 1.16% | 1.22% |
| Total expenses after fees waived and/or reimbursed and excluding interest expense | 0.91% ^(f) | 0.92% | 1.04% | 1.05% | 1.15% | 1.19% |
| Net investment income | 1.32% ^(f) | 1.18% | 1.07% | 1.02% | 1.57% | 1.54% |
| Supplemental Data | | | | | | |
| Net assets, end of period (000) | \$4,803 | \$4,794 | \$5,181 | \$4,247 | \$3,860 | \$4,529 |
| Portfolio turnover rate ^(h) | 106% | 292% | 316% | 289% | 269% | 301% |

^(a) Based on average shares outstanding.

^(b) Distributions for annual periods determined in accordance with U.S. federal income tax regulations.

^(c) Where applicable, assumes the reinvestment of distributions.

^(d) Aggregate total return.

^(e) Includes a payment received from an affiliate, which had no impact on the Predecessor Fund's total return.

^(f) Annualized.

^(g) Includes recoupment of past waived and/or reimbursed fees with no financial impact to the expense ratio.

^(h) Includes mortgage dollar roll transactions ("MDRs"). Additional information regarding portfolio turnover rate is as follows:

| | Six Months Ended 03/31/2018 (Unaudited) | Year Ended September 30, | | | | |
|--|--|---------------------------------|-------------|-------------|-------------|-------------|
| | | 2017 | 2016 | 2015 | 2014 | 2013 |
| Portfolio turnover rate (excluding MDRs) | 81% | 208% | 246% | 231% | 194% | 239% |

BlackRock Core Bond Portfolio

| | Institutional | | | | | |
|---|--|---------------------------------|-------------|-------------|-------------|-------------|
| | Six Months Ended 03/31/2018 (Unaudited) | Year Ended September 30, | | | | |
| | | 2017 | 2016 | 2015 | 2014 | 2013 |
| Net asset value, beginning of period | \$ 9.65 | \$ 9.86 | \$ 9.65 | \$ 9.63 | \$ 9.45 | \$ 9.78 |
| Net investment income ^(a) | 0.11 | 0.23 | 0.21 | 0.21 | 0.27 | 0.24 |
| Net realized and unrealized gain (loss) | (0.24) | (0.19) | 0.24 | 0.05 | 0.20 | (0.28) |
| Net increase (decrease) from investment operations | (0.13) | 0.04 | 0.45 | 0.26 | 0.47 | (0.04) |
| Distributions^(b) | | | | | | |
| From net investment income | (0.13) | (0.25) | (0.24) | (0.24) | (0.29) | (0.25) |
| From net realized gain | — | — | — | — | — | (0.04) |
| Total distributions | (0.13) | (0.25) | (0.24) | (0.24) | (0.29) | (0.29) |
| Net asset value, end of period | \$ 9.39 | \$ 9.65 | \$ 9.86 | \$ 9.65 | \$ 9.63 | \$ 9.45 |
| Total Return^(c) | | | | | | |
| Based on net asset value | (1.38)% ^(d) | 0.46% | 4.78% | 2.66% | 5.05% | (0.47)% |
| Ratios to Average Net Assets | | | | | | |
| Total expenses ^(e) | 0.65% ^(f) | 0.66% | 0.62% | 0.60% | 0.75% | 0.75% |
| Total expenses after fees waived and/or reimbursed | 0.56% ^(f) | 0.52% | 0.50% | 0.46% | 0.57% | 0.59% |
| Total expenses after fees waived and/or reimbursed and excluding interest expense | 0.43% ^(f) | 0.43% | 0.45% | 0.46% | 0.56% | 0.56% |
| Net investment income | 2.30% ^(f) | 2.36% | 2.16% | 2.15% | 2.78% | 2.44% |
| Supplemental Data | | | | | | |
| Net assets, end of period (000) | \$1,823,477 | \$1,778,980 | \$1,853,077 | \$1,774,919 | \$1,361,482 | \$1,307,731 |
| Portfolio turnover rate ^(g) | 308% | 712% | 594% | 863% | 702% | 805% |

^(a) Based on average shares outstanding.

^(b) Distributions for annual periods determined in accordance with U.S. federal income tax regulations.

^(c) Where applicable, assumes the reinvestment of distributions.

^(d) Aggregate total return.

^(e) Includes recoupment of past waived and/or reimbursed fees. Excluding the recoupment of past waived and/or reimbursed fees, the expense ratios were as follows:

| | Six Months Ended 03/31/2018 (Unaudited) | Year Ended September 30, | | | | |
|----------------|--|---------------------------------|-------------|-------------|-------------|-------------|
| | | 2017 | 2016 | 2015 | 2014 | 2013 |
| Expense ratios | N/A | N/A | N/A | 0.60% | 0.74% | 0.75% |

^(f) Annualized.

^(g) Includes mortgage dollar roll transactions ("MDRs"). Additional information regarding portfolio turnover rate is as follows:

| | Six Months Ended 03/31/2018 (Unaudited) | Year Ended September 30, | | | | |
|--|--|---------------------------------|-------------|-------------|-------------|-------------|
| | | 2017 | 2016 | 2015 | 2014 | 2013 |
| Portfolio turnover rate (excluding MDRs) | 197% | 493% | 422% | 616% | 493% | 440% |

BlackRock Core Bond Portfolio (continued)

| | Investor A | | | | | |
|---|---|--------------------------|-----------|-----------|-----------|-----------|
| | Six Months Ended 03/31/2018 (Unaudited) | Year Ended September 30, | | | | |
| | | 2017 | 2016 | 2015 | 2014 | 2013 |
| Net asset value, beginning of period | \$ 9.66 | \$ 9.87 | \$ 9.67 | \$ 9.64 | \$ 9.46 | \$ 9.80 |
| Net investment income ^(a) | 0.10 | 0.20 | 0.18 | 0.18 | 0.24 | 0.20 |
| Net realized and unrealized gain (loss) | (0.24) | (0.18) | 0.23 | 0.05 | 0.20 | (0.28) |
| Net increase (decrease) from investment operations | (0.14) | 0.02 | 0.41 | 0.23 | 0.44 | (0.08) |
| Distributions^(b) | | | | | | |
| From net investment income | (0.12) | (0.23) | (0.21) | (0.20) | (0.26) | (0.22) |
| From net realized gain | — | — | — | — | — | (0.04) |
| Total distributions | (0.12) | (0.23) | (0.21) | (0.20) | (0.26) | (0.26) |
| Net asset value, end of period | \$ 9.40 | \$ 9.66 | \$ 9.87 | \$ 9.67 | \$ 9.64 | \$ 9.46 |
| Total Return^(c) | | | | | | |
| Based on net asset value | (1.50)% ^(d) | 0.21% | 4.32% | 2.42% | 4.72% | (0.89)% |
| Ratios to Average Net Assets | | | | | | |
| Total expenses ^(e) | 0.99% ^(f) | 0.96% | 0.91% | 0.89% | 1.02% | 1.03% |
| Total expenses after fees waived and/or reimbursed | 0.81% ^(f) | 0.78% | 0.84% | 0.80% | 0.90% | 0.92% |
| Total expenses after fees waived and/or reimbursed and excluding interest expense | 0.68% ^(f) | 0.68% | 0.79% | 0.80% | 0.89% | 0.89% |
| Net investment income | 2.05% ^(f) | 2.11% | 1.81% | 1.82% | 2.47% | 2.11% |
| Supplemental Data | | | | | | |
| Net assets, end of period (000) | \$446,001 | \$470,559 | \$503,640 | \$474,202 | \$507,915 | \$566,334 |
| Portfolio turnover rate ^(g) | 308% | 712% | 594% | 863% | 702% | 805% |

^(a) Based on average shares outstanding.

^(b) Distributions for annual periods determined in accordance with U.S. federal income tax regulations.

^(c) Where applicable, excludes the effects of any sales charges and assumes the reinvestment of distributions.

^(d) Aggregate total return.

^(e) Includes recoupment of past waived and/or reimbursed fees. Excluding the recoupment of past waived and/or reimbursed fees, the expense ratios were as follows:

| | Six Months Ended 03/31/2018 (Unaudited) | Year Ended September 30, | | | | |
|----------------|---|--------------------------|------|-------|-------|-------|
| | | 2017 | 2016 | 2015 | 2014 | 2013 |
| Expense ratios | N/A | N/A | N/A | 0.89% | 1.01% | 1.03% |

^(f) Annualized.

^(g) Includes mortgage dollar roll transactions (“MDRs”). Additional information regarding portfolio turnover rate is as follows:

| | Six Months Ended 03/31/2018 (Unaudited) | Year Ended September 30, | | | | |
|--|---|--------------------------|------|------|------|------|
| | | 2017 | 2016 | 2015 | 2014 | 2013 |
| Portfolio turnover rate (excluding MDRs) | 197% | 493% | 422% | 616% | 493% | 440% |

BlackRock Core Bond Portfolio (continued)

| | Investor C | | | | | |
|---|--|---------------------------------|-------------|-------------|-------------|-------------|
| | Six Months Ended 03/31/2018 (Unaudited) | Year Ended September 30, | | | | |
| | | 2017 | 2016 | 2015 | 2014 | 2013 |
| Net asset value, beginning of period | \$ 9.62 | \$ 9.83 | \$ 9.63 | \$ 9.60 | \$ 9.42 | \$ 9.76 |
| Net investment income ^(a) | 0.06 | 0.13 | 0.10 | 0.10 | 0.17 | 0.13 |
| Net realized and unrealized gain (loss) | (0.24) | (0.19) | 0.24 | 0.06 | 0.20 | (0.29) |
| Net increase (decrease) from investment operations | (0.18) | (0.06) | 0.34 | 0.16 | 0.37 | (0.16) |
| Distributions^(b) | | | | | | |
| From net investment income | (0.08) | (0.15) | (0.14) | (0.13) | (0.19) | (0.14) |
| From net realized gain | — | — | — | — | — | (0.04) |
| Total distributions | (0.08) | (0.15) | (0.14) | (0.13) | (0.19) | (0.18) |
| Net asset value, end of period | \$ 9.36 | \$ 9.62 | \$ 9.83 | \$ 9.63 | \$ 9.60 | \$ 9.42 |
| Total Return^(c) | | | | | | |
| Based on net asset value | (1.87)% ^(d) | (0.55)% | 3.55% | 1.66% | 3.96% | (1.63)% |
| Ratios to Average Net Assets | | | | | | |
| Total expenses ^(e) | 1.72% ^(f) | 1.68% | 1.63% | 1.62% | 1.74% | 1.76% |
| Total expenses after fees waived and/or reimbursed | 1.56% ^(f) | 1.52% | 1.59% | 1.55% | 1.63% | 1.66% |
| Total expenses after fees waived and/or reimbursed and excluding interest expense | 1.43% ^(f) | 1.44% | 1.54% | 1.55% | 1.62% | 1.62% |
| Net investment income | 1.30% ^(f) | 1.35% | 1.06% | 1.07% | 1.75% | 1.40% |
| Supplemental Data | | | | | | |
| Net assets, end of period (000) | \$61,306 | \$71,628 | \$110,227 | \$109,272 | \$119,113 | \$147,042 |
| Portfolio turnover rate ^(g) | 308% | 712% | 594% | 863% | 702% | 805% |

^(a) Based on average shares outstanding.

^(b) Distributions for annual periods determined in accordance with U.S. federal income tax regulations.

^(c) Where applicable, excludes the effects of any sales charges and assumes the reinvestment of distributions.

^(d) Aggregate total return.

^(e) Includes recoupment of past waived and/or reimbursed fees. Excluding the recoupment of past waived and/or reimbursed fees, the expense ratios were as follows:

| | Six Months Ended 03/31/2018 (Unaudited) | Year Ended September 30, | | | | |
|----------------|--|---------------------------------|-------------|-------------|-------------|-------------|
| | | 2017 | 2016 | 2015 | 2014 | 2013 |
| Expense ratios | N/A | 1.68% | N/A | 1.61% | 1.74% | — |

^(f) Annualized.

^(g) Includes mortgage dollar roll transactions (“MDRs”). Additional information regarding portfolio turnover rate is as follows:

| | Six Months Ended 03/31/2018 (Unaudited) | Year Ended September 30, | | | | |
|--|--|---------------------------------|-------------|-------------|-------------|-------------|
| | | 2017 | 2016 | 2015 | 2014 | 2013 |
| Portfolio turnover rate (excluding MDRs) | 197% | 493% | 422% | 616% | 493% | 440% |

BlackRock Core Bond Portfolio (concluded)

| | Class R | | | | | |
|---|--|---------------------------------|-------------|-------------|-------------|-------------|
| | Six Months Ended 03/31/2018 (Unaudited) | Year Ended September 30, | | | | |
| | | 2017 | 2016 | 2015 | 2014 | 2013 |
| Net asset value, beginning of period | \$ 9.67 | \$ 9.88 | \$ 9.67 | \$ 9.64 | \$ 9.46 | \$ 9.81 |
| Net investment income ^(a) | 0.09 | 0.18 | 0.15 | 0.15 | 0.21 | 0.18 |
| Net realized and unrealized gain (loss) | (0.25) | (0.19) | 0.25 | 0.06 | 0.20 | (0.30) |
| Net increase (decrease) from investment operations | (0.16) | (0.01) | 0.40 | 0.21 | 0.41 | (0.12) |
| Distributions^(b) | | | | | | |
| From net investment income | (0.10) | (0.20) | (0.19) | (0.18) | (0.23) | (0.19) |
| From net realized gain | — | — | — | — | — | (0.04) |
| Total distributions | (0.10) | (0.20) | (0.19) | (0.18) | (0.23) | (0.23) |
| Net asset value, end of period | \$ 9.41 | \$ 9.67 | \$ 9.88 | \$ 9.67 | \$ 9.64 | \$ 9.46 |
| Total Return^(c) | | | | | | |
| Based on net asset value | (1.62)% ^(d) | (0.04)% | 4.16% | 2.17% | 4.42% | (1.24)% |
| Ratios to Average Net Assets | | | | | | |
| Total expenses ^(e) | 1.26% ^(f) | 1.24% | 1.21% | 1.17% | 1.32% | 1.38% |
| Total expenses after fees waived and/or reimbursed | 1.06% ^(f) | 1.03% | 1.09% | 1.05% | 1.18% | 1.18% |
| Total expenses after fees waived and/or reimbursed and excluding interest expense | 0.93% ^(f) | 0.93% | 1.04% | 1.05% | 1.17% | 1.15% |
| Net investment income | 1.80% ^(f) | 1.86% | 1.56% | 1.57% | 2.20% | 1.82% |
| Supplemental Data | | | | | | |
| Net assets, end of period (000) | \$3,041 | \$3,900 | \$3,761 | \$3,050 | \$2,550 | \$2,246 |
| Portfolio turnover rate ^(g) | 308% | 712% | 594% | 863% | 702% | 805% |

(a) Based on average shares outstanding.

(b) Distributions for annual periods determined in accordance with U.S. federal income tax regulations.

(c) Where applicable, assumes the reinvestment of distributions.

(d) Aggregate total return.

(e) Includes recoupment of past waived and/or reimbursed fees. Excluding the recoupment of past waived and/or reimbursed fees, the expense ratios were as follows:

| | Six Months Ended 03/31/2018 (Unaudited) | Year Ended September 30, | | | | |
|----------------|--|---------------------------------|-------------|-------------|-------------|-------------|
| | | 2017 | 2016 | 2015 | 2014 | 2013 |
| Expense ratios | N/A | N/A | N/A | N/A | 1.31% | 1.36% |

(f) Annualized.

(g) Includes mortgage dollar roll transactions ("MDRs"). Additional information regarding portfolio turnover rate is as follows:

| | Six Months Ended 03/31/2018 (Unaudited) | Year Ended September 30, | | | | |
|--|--|---------------------------------|-------------|-------------|-------------|-------------|
| | | 2017 | 2016 | 2015 | 2014 | 2013 |
| Portfolio turnover rate (excluding MDRs) | 197% | 493% | 422% | 616% | 493% | 440% |

General Information

Shareholder Documents

Electronic Access to Annual Reports, Semi-Annual Reports and Prospectuses

Electronic copies of most financial reports and prospectuses are available on BlackRock's website. Shareholders can sign up for e-mail notifications of annual and semi-annual reports and prospectuses by enrolling in the Fund's electronic delivery program. To enroll:

Shareholders Who Hold Accounts with Investment Advisers, Banks or Brokerages: Please contact your Financial Intermediary. Please note that not all investment advisers, banks or brokerages may offer this service.

Shareholders Who Hold Accounts Directly With BlackRock:

- Access the BlackRock website at <http://www.blackrock.com/edelivery>; and
- Log into your account.

Delivery of Shareholder Documents

Each Fund delivers only one copy of shareholder documents, including prospectuses, shareholder reports and proxy statements, to shareholders with multiple accounts at the same address. This practice is known as "householding" and is intended to eliminate duplicate mailings and reduce expenses. Mailings of your shareholder documents may be househanded indefinitely unless you instruct us otherwise. If you do not want the mailing of these documents to be combined with those for other members of your household, please contact the Funds at (800) 441-7762.

Certain Fund Policies

Anti-Money Laundering Requirements

Each Fund is subject to the USA PATRIOT Act (the "Patriot Act"). The Patriot Act is intended to prevent the use of the U.S. financial system in furtherance of money laundering, terrorism or other illicit activities. Pursuant to requirements under the Patriot Act, each Fund is required to obtain sufficient information from shareholders to enable it to form a reasonable belief that it knows the true identity of its shareholders. This information will be used to verify the identity of investors or, in some cases, the status of Financial Intermediaries. Such information may be verified using third-party sources. This information will be used only for compliance with the Patriot Act or other applicable laws, regulations and rules in connection with money laundering, terrorism, or economic sanctions.

Each Fund reserves the right to reject purchase orders from persons who have not submitted information sufficient to allow the Fund to verify their identity. Each Fund also reserves the right to redeem any amounts in the Fund from persons whose identity it is unable to verify on a timely basis. It is each Fund's policy to cooperate fully with appropriate regulators in any investigations conducted with respect to potential money laundering, terrorism, or other illicit activities.

BlackRock Privacy Principles

BlackRock is committed to maintaining the privacy of its current and former fund investors and individual clients (collectively, "Clients") and to safeguarding their non-public personal information. The following information is provided to help you understand what personal information BlackRock collects, how we protect that information and why in certain cases we share such information with select parties.

If you are located in a jurisdiction where specific laws, rules or regulations require BlackRock to provide you with additional or different privacy-related rights beyond what is set forth below, then BlackRock will comply with those specific laws, rules or regulations.

BlackRock obtains or verifies personal non-public information from and about you from different sources, including the following: (i) information we receive from you or, if applicable, your Financial Intermediary, on applications, forms or other documents; (ii) information about your transactions with us, our affiliates, or others; (iii) information we receive from a consumer reporting agency; and (iv) from visits to our website.

BlackRock does not sell or disclose to non-affiliated third parties any non-public personal information about its Clients, except as permitted by law, or as is necessary to respond to regulatory requests or to service Client accounts. These non-affiliated third parties are required to protect the confidentiality and security of this information and to use it only for its intended purpose.

We may share information with our affiliates to service your account or to provide you with information about other BlackRock products or services that may be of interest to you. In addition, BlackRock restricts access to non-public

personal information about its Clients to those BlackRock employees with a legitimate business need for the information. BlackRock maintains physical, electronic and procedural safeguards that are designed to protect the non-public personal information of its Clients, including procedures relating to the proper storage and disposal of such information.

Statement of Additional Information

If you would like further information about the Funds, including how they invest, please see the SAI.

For a discussion of each Fund's policies and procedures regarding the selective disclosure of their portfolio holdings, please see the SAI. The Funds make their top ten holdings available on a monthly basis at www.blackrock.com generally within 5 business days after the end of the month to which the information applies.

Glossary

This glossary contains an explanation of some of the common terms used in this prospectus. For additional information about the Funds, please see the SAI.

Acquired Fund Fees and Expenses — fees and expenses charged by other investment companies in which the Fund invests a portion of its assets.

Annual Fund Operating Expenses — expenses that cover the costs of operating the Fund.

Bloomberg Barclays U.S. Aggregate Bond Index — a widely recognized unmanaged market-weighted index comprised of investment-grade corporate bonds rated BBB or better, mortgages and U.S. Treasury and U.S. Government agency issues with at least one year to maturity.

Bloomberg Barclays U.S. Corporate High Yield 2% Issuer Capped Index — an unmanaged index comprised of issues that meet the following criteria: at least \$150 million par value outstanding, maximum credit rating of Ba1, at least one year to maturity, and no one issuer represents more than 2 percent of the index.

Distribution Fees — fees used to support a Fund's marketing and distribution efforts, such as compensating Financial Intermediaries, advertising and promotion.

ICE BofAML 1-3 Year US Corporate & Government Index — an unmanaged index comprised of investment grade corporate bonds and U.S. Government Agency and U.S. Treasury securities with a maturity ranging from one to three years.

Management Fee — a fee paid to BlackRock for managing a Fund.

Other Expenses — include accounting, transfer agency, custody, professional fees and registration fees.

Service Fees — fees used to compensate Financial Intermediaries for certain shareholder servicing activities.

Shareholder Fees — these fees include sales charges that you may pay when you buy or sell shares of a Fund.

Intermediary-Defined Sales Charge Waiver Policies

Intermediary-Defined Sales Charge Waiver Policies

Merrill Lynch:

Effective April 10, 2017, shareholders purchasing Fund shares through a Merrill Lynch platform or account (excluding shares purchased from or through the Fund, the Fund's distributor or any non-Merrill Lynch platform or account, even if Merrill Lynch serves as broker-dealer of record for such shares) will be eligible only for the following sales charge waivers (front-end sales charge waivers and CDSC waivers) and reductions, which may differ from those disclosed elsewhere in the prospectus or SAI.

Front-End Sales Charge Waivers for Investor A Shares available at Merrill Lynch

- Shares purchased by employer-sponsored retirement, deferred compensation and employee benefit plans (including health savings accounts) and trusts used to fund those plans, provided that the shares are not held in a commission-based brokerage account and shares are held for the benefit of the plan/plan participants
- Shares purchased by or through a 529 Plan
- Shares purchased through a Merrill Lynch affiliated investment advisory program
- Shares purchased by third party investment advisors on behalf of their advisory clients through Merrill Lynch's platform
- Shares of funds purchased through the Merrill Edge Self-Directed platform
- Shares purchased through reinvestment of capital gains distributions and dividend reinvestment when purchasing shares of the same fund (but not any other BlackRock Fund)
- Shares exchanged from Investor C (i.e. level-load) Shares of the same Fund in the month of or following the 10-year anniversary of the purchase date
- Shares purchased by employees and registered representatives of Merrill Lynch or its affiliates and their family members
- Shares purchased by directors of the Fund, and employees of BlackRock or any of its affiliates, as described in the prospectus
- Shares purchased from the proceeds of redemptions from another BlackRock Fund, provided (1) the repurchase occurs within 90 days following the redemption, (2) the redemption and purchase occur in the same account, and (3) redeemed shares were subject to a front-end or deferred sales charge (known as Rights of Reinstatement)

CDSC Waivers on Investor A and C Shares available at Merrill Lynch

- Shares sold due to death or disability of the shareholder
- Shares sold as part of a systematic withdrawal plan as described in the prospectus
- Shares bought due to return of excess contributions from an IRA Account
- Shares sold as part of a required minimum distribution for IRA and retirement accounts due to the shareholder reaching age 70½
- Shares sold to pay Merrill Lynch fees but only if the transaction is initiated by Merrill Lynch
- Shares acquired through a Right of Reinstatement
- Investor A and C Shares of the Fund held in the following IRA or other retirement brokerage accounts: Traditional IRAs, Roth IRAs, Rollover IRAs, Inherited IRAs, SEP IRAs, SIMPLE IRAs, BASIC Plans, Educational Savings Accounts and Medical Savings Accounts, that are exchanged for Institutional Shares of the Fund due to transfer to certain fee based accounts or platforms

Front-End Sales Charge Discounts Available at Merrill Lynch: Breakpoints, Rights of Accumulation & Letters of Intent

- Breakpoints as described in the prospectus
- Rights of Accumulation (ROA) entitle shareholders to breakpoint discounts that will be automatically calculated based on the aggregated holding of BlackRock Fund assets held by accounts within the purchaser's household at Merrill Lynch. Eligible BlackRock Fund assets not held at Merrill Lynch may be included in the ROA calculation only if the shareholder notifies his or her financial advisor about such assets
- Letters of Intent (LOI) allow for breakpoint discounts based on anticipated purchases of BlackRock Funds, through Merrill Lynch, over a 13-month period of time

Ameriprise Financial:

Investor A Shares Front-End Sales Charge Waivers Available at Ameriprise Financial

The following information applies to Investor A Shares purchases if you have an account with or otherwise purchase Fund shares through Ameriprise Financial.

Effective June 1, 2018, shareholders purchasing Investor A shares through an Ameriprise Financial platform or account will be eligible for the following front-end sales charge waivers and discounts, which may differ from those disclosed elsewhere in this Fund's prospectus or SAI:

- Employer-sponsored retirement plans (e.g., 401(k) plans, 457 plans, employer-sponsored 403(b) plans, profit sharing and money purchase pension plans and defined benefit plans). For purposes of this provision, employer-sponsored retirement plans do not include SEP IRAs, Simple IRAs or SAR-SEPs
- Shares purchased through an Ameriprise Financial investment advisory program (if an advisory or similar share class for such investment advisory program is not available)
- Shares purchased by third party investment advisors on behalf of their advisory clients through Ameriprise Financial's platform (if an advisory or similar share class for such investment advisory program is not available)
- Shares purchased through reinvestment of capital gains distributions and dividend reinvestment when purchasing shares of the same fund (but not any other fund within BlackRock Funds)
- Shares exchanged from Investor C Shares of the same fund in the month of or following the 10-year anniversary of the purchase date. To the extent that this prospectus elsewhere provides for a waiver with respect to such shares following a shorter holding period, that waiver will apply to exchanges following such shorter period. To the extent that this prospectus elsewhere provides for a waiver with respect to exchanges of Investor C Shares for load waived shares, that waiver will also apply to such exchanges
- Shares purchased by employees and registered representatives of Ameriprise Financial or its affiliates and their immediate family members
- Shares purchased by or through qualified accounts (including IRAs, Coverdell Education Savings Accounts, 401(k)s, 403(b) TSCAs subject to ERISA and defined benefit plans) that are held by a covered family member, defined as an Ameriprise financial advisor ("FA") and/or the FA's spouse, FA's lineal ascendant (mother, father, grandmother, grandfather, great grandmother, great grandfather), FA's lineal descendant (son, step-son, daughter, step-daughter, grandson, granddaughter, great grandson, great granddaughter) or any spouse of a covered family member who is a lineal descendant
- Shares purchased from the proceeds of redemptions within BlackRock Funds, provided (1) the repurchase occurs within 90 days following the redemption, (2) the redemption and purchase occur in the same account, and (3) redeemed shares were subject to a front-end or deferred sales charge (i.e. Rights of Reinstatement)

Morgan Stanley Wealth Management:

Morgan Stanley Wealth Management Investor A Share Front-End Sales Charge Waiver

Effective July 1, 2018, Morgan Stanley Wealth Management clients purchasing Investor A Shares of the Fund through Morgan Stanley's transactional brokerage accounts are entitled to a waiver of the front-end sales charge in the following circumstances:

- Employer-sponsored retirement plans (e.g., 401(k) plans, 457 plans, employer-sponsored 403(b) plans, profit sharing and money purchase pension plans and defined benefit plans). For purposes of this provision, employer-sponsored retirement plans does not include SEP IRAs, Simple IRAs, SAR-SEPs or Keogh plans
- Morgan Stanley employee and employee-related accounts according to Morgan Stanley's account linking rules
- Shares purchased through reinvestment of dividends and capital gains distributions when purchasing shares of the same fund
- Shares purchased through a Morgan Stanley self-directed brokerage account
- Investor C Shares that are no longer subject to a contingent deferred sales charge and are exchanged for Investor A Shares of the same fund pursuant to Morgan Stanley Wealth Management's share class conversion program
- Shares purchased from the proceeds of redemptions within BlackRock Funds under a Rights of Reinstatement provision, provided the repurchase occurs within 90 days following the redemption, the redemption and purchase occur in the same account, and redeemed shares were subject to a front-end or deferred sales charge

Unless specifically described above, no other front-end sales charge waivers are available to mutual fund purchases by Morgan Stanley Wealth Management clients through Morgan Stanley's transactional brokerage accounts.

[This page intentionally left blank]

For More Information

Funds and Service Providers

FUNDS

BlackRock Funds V

BlackRock High Yield Bond Portfolio
BlackRock Low Duration Bond Portfolio
BlackRock Core Bond Portfolio

100 Bellevue Parkway
Wilmington, Delaware 19809

Written Correspondence:

P.O. Box 9819
Providence, Rhode Island 02940-8019

Overnight Mail:

4400 Computer Drive
Westborough, Massachusetts 01588
(800) 441-7762

MANAGER AND ADMINISTRATOR

BlackRock Advisors, LLC
100 Bellevue Parkway
Wilmington, Delaware 19809

TRANSFER AGENT

BNY Mellon Investment Servicing (US) Inc.
301 Bellevue Parkway
Wilmington, Delaware 19809

INDEPENDENT REGISTERED PUBLIC

ACCOUNTING FIRM

Deloitte & Touche LLP
200 Berkeley Street
Boston, Massachusetts 02116

ACCOUNTING SERVICES PROVIDER

JPMorgan Chase Bank, N.A.
383 Madison Avenue, Floor 11
New York, New York 10179

DISTRIBUTOR

BlackRock Investments, LLC
40 East 52nd Street
New York, New York 10022

CUSTODIAN

JPMorgan Chase Bank, N.A.
383 Madison Avenue, Floor 11
New York, New York 10179

COUNSEL

Willkie Farr & Gallagher LLP
787 Seventh Avenue
New York, New York 10019-6099

Additional Information

For more information:

This prospectus contains important information you should know before investing, including information about risks. Please read it before you invest and keep it for future reference. More information about the Funds is available at no charge upon request. This information includes:

Annual/Semi-Annual Reports

These reports contain additional information about each of the Fund's investments. The annual report describes the Fund's performance, lists portfolio holdings, and discusses recent market conditions, economic trends and Fund investment strategies that significantly affected a Fund's performance for the last fiscal year.

Statement of Additional Information

A Statement of Additional Information ("SAI"), dated August 10, 2018, has been filed with the Securities and Exchange Commission ("SEC"). The SAI, which includes additional information about each Fund, may be obtained free of charge, along with each Fund's annual and semi-annual reports, by calling (800) 441-7762. The SAI, as supplemented from time to time, is incorporated by reference into this prospectus.

BlackRock Investor Services

Representatives are available to discuss account balance information, mutual fund prospectuses, literature, programs and services available. Hours: 8:00 a.m. to 6:00 p.m. (Eastern time), on any business day. Call: (800) 441-7762.

Purchases and Redemptions

Call your Financial Intermediary or BlackRock Investor Services at (800) 441-7762.

World Wide Web

General Fund information and specific Fund performance, including the SAI and annual/semi-annual reports, can be accessed free of charge at www.blackrock.com/prospectus. Mutual fund prospectuses and literature can also be requested via this website.

Written Correspondence

BlackRock Funds V
P.O. Box 9819
Providence, Rhode Island 02940-8019

Overnight Mail

BlackRock Funds V
4400 Computer Drive
Westborough, Massachusetts 01588

Internal Wholesalers/Broker Dealer Support

Available on any business day to support investment professionals. Call: (800) 882-0052.

Portfolio Characteristics and Holdings

A description of the Fund's policies and procedures related to disclosure of portfolio characteristics and holdings is available in the SAI.

For information about portfolio holdings and characteristics, BlackRock fund shareholders and prospective investors may call (800) 882-0052.

Securities and Exchange Commission

You may also view and copy public information about each Fund, including the SAI, by visiting the EDGAR database on the SEC's website (<http://www.sec.gov>) or the SEC's Public Reference Room in Washington, D.C. Copies of this information can be obtained, for a duplicating fee, by electronic request at the following e-mail address: publicinfo@sec.gov, or by writing to the Public Reference Room of the SEC, Washington, D.C. 20549. Information about obtaining documents on the SEC's website without charge may be obtained by calling (800) SEC-0330.

You should rely only on the information contained in this prospectus. No one is authorized to provide you with information that is different from information contained in this prospectus.

The SEC and the Commodity Futures Trading Commission have not approved or disapproved these securities or passed upon the adequacy of this prospectus. Any representation to the contrary is a criminal offense.

INVESTMENT COMPANY ACT FILE # 811-23339
© BlackRock Advisors, LLC