

Official Institutions Digest

Q3 2020: The Great Rebound

FOR PROFESSIONAL CLIENTS / QUALIFIED INVESTORS /
QUALIFIED CLIENTS ONLY

BlackRock

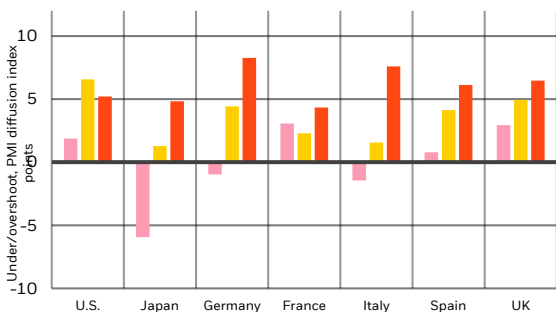
Happening in markets

Faster than expected activity restart coupled with lingering virus risks and election uncertainty has resulted in a third-quarter generally positive for risk assets, but with elevated volatility. Safe havens were broadly unchanged, while oil continued to struggle, albeit off its Q1 lows. Fund flows into equities were slightly negative in Q3 with only APAC registering net positive flows.

By contrast fixed income flows were positive across the board, particularly in the investment grade space, with only U.S. government bonds registering outflows. For the first time this year, ETP flows into the value factor have turned positive for two consecutive months, driven by the U.S.

We are not out of the coronavirus-woods yet. The world has passed the grim one million deaths mark, and Europe experiencing a second wave; however a lower fatality rate, continued highly supportive policy and positive momentum in the quest for a vaccine helps explain the relatively muted market response to a renewed rise in infections.

Manufacturing PMI surprise, June-Aug 2020



Source: BlackRock Investment Institute, with data from Haver Analytics, September 2020. Notes: Charts show the gap between actual and predicted PMIs for the past three months of data, with predictions derived from a model mapping PMI activity onto measures of mobility. A positive (negative) number implies that the data are stronger (weaker) than would be expected, based on the estimated relationship between activity and mobility.

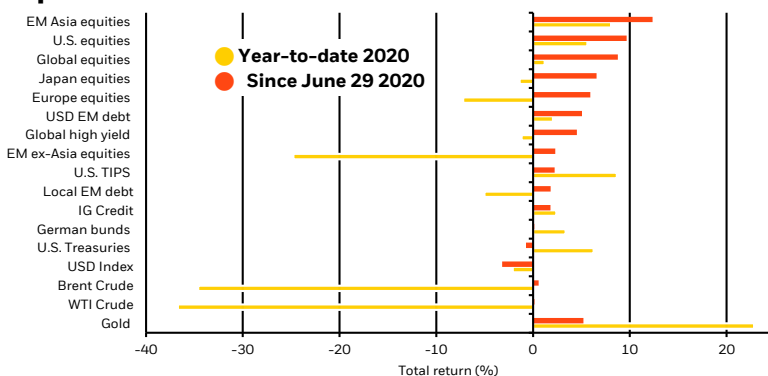
Coming up next

- The **U.S. elections** are the key macro risk to markets between now and year end, with the potential for lingering uncertainty and polar-opposite outcomes, notably on the fiscal and structural fronts, depending on who wins the White House and Senate.
- Each potential outcome presents unique risks to macro sentiment, directional asset class implications and significant rotations within asset classes. Our [September 28th](#) and [October 5th weekly commentaries](#) takes a look at these scenarios.
- See the September update to our [Global Outlook](#) for more on what we think is coming next.

Contents

Strategic Asset Allocation Corner.....	2
Official Institution Trends	3
BlackRock Resource Roundup	4

Asset performance year to date and since our midyear outlook, September 2020

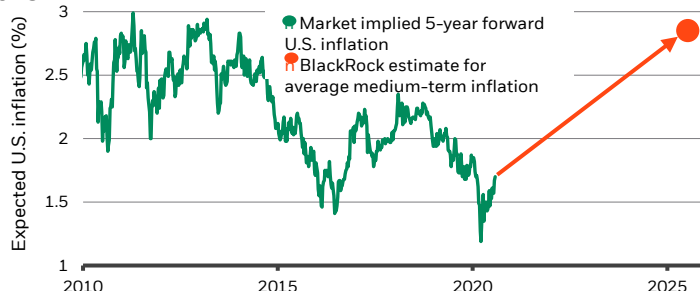


The figures shown relate to past performance. Past performance is not a reliable indicator of current or future results. Index performance returns do not reflect any management fees, transaction costs or expenses. Indices are unmanaged and one cannot invest directly in an index. Source: BlackRock Investment Institute, with data from Refinitiv Datastream, September 2020. Notes: Data are through 8 September 2020. The chart shows total returns year-to-date and from 29 June 2020 – the date we published our midyear investment outlook. The letters in brackets indicate our current investment view on the asset class. Indices or prices used included in disclosures. Returns are shown in USD. Indices are unmanaged and not subject to fees.

Meanwhile in the real economy...

- Manufacturing survey data surprised showing a fairly rapid and **faster than expected recovery**; the vigorous rebound of employment and trade could suggest more upward momentum is to follow in other sectors.
- **Inflation** has surprised on the upside in a number of countries, and **we expect it could be substantially higher** than markets are pricing in over the medium term, reflecting shifting Central Bank priorities, and a host of structural factors.

U.S. inflation market pricing vs. BLK inflation estimate, 2015 – 2025



Forward-looking estimates may not come to pass. Sources: BlackRock Investment Institute and the Federal Reserve with data from Refinitiv Datastream, September 2020. Notes: The chart shows market pricing of expected average inflation over the five-year period starting in 2025. We show it using the five-year/five-year inflation swap which is a measure of market expectation of inflation over five years, starting in five years' time. In the chart, the line is shifted forward five years. The orange dot shows our current estimate of average U.S. CPI for the same five-year period of 2025-2030.

Strategic Asset Allocation Corner

The impact from COVID-19 will change the course of society, the economy, and financial markets for years to come. We see three key themes as essential to consider in the new investment landscape.

New norms of economic activity

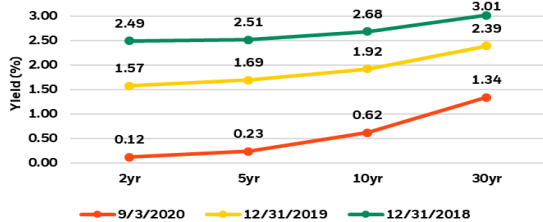
Super charged structural trends

Real resilience for the whole portfolio

Lower for-ever?

Historical policy response to COVID-19 and subsequent political pressure to keep rates low tells us not to hold our breath waiting for a reprise of fixed income yields – which [calls into question the ability of bonds to provide ballast](#). Additionally, high quality spreads are tightening back toward pre-COVID* levels, making finding quality yield a challenge. * Source: Bloomberg 31/8/2020.

U.S. treasury yields across the curve



The figures shown relate to past performance. Past performance is not a reliable indicator of current or future results. Source: Bloomberg as of 3/9/2020.

Building resilience

Many traditional diversifiers have not diversified; the table below demonstrates historical correlation of various asset classes to S&P 500 returns. We believe both near and longer-term risks require heightened attention to resiliency and diversification in portfolios.

Our [Capital Market Assumptions](#)’ OI model portfolio suggests allocations to **China** and **Alternative Assets** as non-traditional diversifiers. **Why?**

In China, the majority of global fixed income yielding >2.5% is in China, and the Chinese market has demonstrated low correlation with returns of major developed countries.*

Alternative strategies can help diversify existing portfolio risk while enhancing return expectations. More on this in our [Private Markets 2020](#) paper.

Historical asset correlation to the S&P500

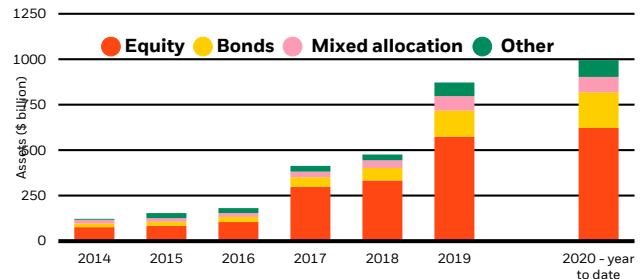
	S&P 500 Index	CTA Index	HFR Global Hedge Fund Index	Long Treasuries	Barclays US Aggregate Index	Japanese Yen	Gold
Q12009	-11.01%	-2.13%	0.68%	-5.23%	0.12%	-8.32%	4.23%
Q12010	-11.43%	-0.28%	-2.79%	12.17%	3.49%	5.68%	11.60%
Q12011	-13.87%	2.57%	-6.45%	24.66%	3.82%	4.59%	8.24%
Q12012	-2.75%	-0.28%	-1.86%	10.57%	2.06%	3.83%	-4.24%
Q12012	-0.38%	-3.08%	0.80%	-0.77%	0.21%	-10.13%	-5.47%
Q12015	-6.44%	2.32%	-4.27%	5.08%	1.23%	2.19%	-4.88%
Q12018	-0.76%	-2.94%	-1.02%	-3.29%	-1.46%	6.03%	1.74%
Q42018	-13.52%	-5.41%	-5.56%	4.19%	1.63%	3.72%	7.69%
Q12020	-19.60%	-5.28%	-6.85%	20.90%	3.15%	-0.99%	3.95%

The figures shown relate to past performance. Past performance is not a reliable indicator of current or future results. As of 30 June, 2020. Source: BlackRock, HFRI. Based on quarterly total returns of the S&P 500 Total Return Index and quarterly total returns of the indices and asset classes listed in disclosures. All data from 1 January, 2009.

Tectonic shift to sustainable investing

The COVID shock has supercharged the sustainability wave, and investors are taking notice of asset vulnerabilities to physical and regulatory climate & sustainability related risks.

AUM of ESG mandated funds, 2014–2020 YTD



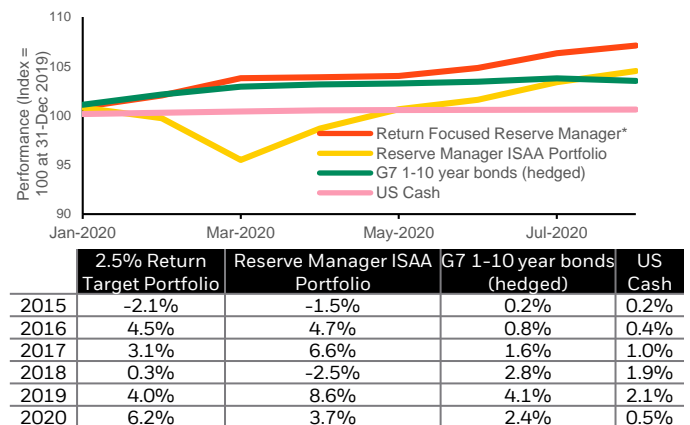
Sources: BlackRock Investment Institute with data from EPFR, August 2020. Notes: The chart shows the global total assets under management in ESG mandated funds. The “Other” category includes money-market and alternatives funds. Data for 2020 through 31 May, 2020.

BlackRock Reserve Manager model portfolio

Despite pivotal shifts in the market landscape, safety and liquidity remain core principles of reserve management. But what about return? Our 2020 ‘Reserve Manager’ model portfolios make allocations beyond traditional reserve portfolio asset classes, including equities, EM, real assets and credit, with significant consideration on sustainability measures. Our publication on [Reserve management in an uncertain world](#) takes a closer look at methodologies for constructing our ‘Return Focused Reserve Manager’ and ‘Reserve Manager ISAA’ portfolios.

As seen below, riskier compositions of the two ‘model’ portfolios led to an outperformance of these relative to the G7 Treasury benchmark, but during crises, underperformed as anticipated.

Simulated historical performance of reserve portfolio



Return focused reserve manager has a 2.5% volatility target. The figures shown relate to past performance. Past performance is not a reliable indicator of current or future results. The ‘Paper Portfolio’ referred to is intended to provide only an example of the potential of the investment strategy to be employed and do not take into consideration actual trading conditions and transaction costs. The figures are for illustrative purposes only and results cannot be guaranteed. Source: Refinitiv Datastream; monthly data in USD from 31-Dec-2014 to 31-Aug-2020. It is not possible to invest directly in an Index. For illustrative purposes only. The chart shows the simulated hypothetical performance of two illustrative portfolios and two indices.

Official Institution Trends

Global round-up of OIs in the news

Sustainability powers on

- Despite COVID implications on the global economy and subsequent impact on Official Institutions, investors have not let their foot of the gas in the push for sustainable investing.
- A recent **Inter-American Development Bank** publication makes the case for a [heightened awareness of ESG factors](#) for sovereign and public pension funds seeking financial returns and social benefits.
- The world's second largest multi-lateral development bank, **Asian Infrastructure Investment Bank**, has unveiled its most recent project to create the [Asia Climate Bond Portfolio](#).
- Several have pledged adherence to sustainable initiatives through public commitments; the **Philippines** has [joined the Network of Central Banks and Supervisors for Greening the Financial System \(NGFS\)](#); **Banco Central do Brasil** has [announced their sustainability agenda](#), including the intention to further embed ESG considerations into policy and decision making on reserves. Additionally, **Sweden's Riksbank** has announced they [may take sustainability into account](#) when selecting corporate bonds, while the **European Central Bank** is investigating if and [how monetary policy operations and portfolios could be adjusted](#) to reflect effects and risks of climate change and associated market failures. Other OIs are supporting sustainability through investment mandates and actions, including **Taiwan's Bureau of Labor Funds** assigning [Asia's first ESG fixed-income mandate](#), **China's National Council for Social Security** issuing their first offshore mandate in five years which [incorporates responsible investment considerations](#), **Sweden's AP7** injection into their [green impact strategy](#), and **Norway's sovereign wealth fund** [divesting from several companies](#) due to human rights violation concerns.

COVID impact challenges SWF returns

- Sovereign wealth funds are continuing bear the economic brunt of the COVID impact as they are drawn on for economic support in their countries. **Panama's sovereign wealth fund** has been pushed to make their [first withdrawal](#) in order to support the Ministry of Finance; **Abu Dhabi** has [drawn](#) from **Mubadala** as part of their COVID response. **Saudi Arabia** is [considering asset sales and increased income tax](#) to alleviate COVID- and oil price-related pressures on the budget.
- Some are calling COVID the [end of a 'golden era'](#) for sovereign wealth funds, as many are swallowing sharp declines to portfolio returns; **Australian Government Future Fund**, **Temasek** and **GIC** have posted **worst annual returns** relative to recent years, **Norges Bank Investment Management** is experiencing [high volatility in its oil fund](#) returns, and **New Zealand Superannuation Fund** has taken a [-1.73% loss](#) on the year.
- Research suggests many sovereign funds may have been [ill prepared](#) for the COVID crisis, and market landscape indicates an [increasingly difficult investment environment](#) in the near- to medium-term with potential to negatively affect [OI financial returns](#) as they adapt to new [norms](#).

Diversifying traditional diversifiers

- Official Institutions are diversifying investments by expanding geographic exposures and focusing on real asset opportunities.
- As geopolitical fragmentations decrease market correlations, and OI investors work to avoid overconcentration in their domestic markets, more are turning to foreign investments. This is supported by recent actions of **Malaysia's state funds** (Khazanah, Employee's Provident Fund and Kumpulan Wang Persaraan), and **Korea Investment Corporation** actively [seeking global developed market opportunities](#).
- Other OIs are probing international markets for sector-specific opportunities, including **Thailand's Government Pension Fund's** plan to [increase tech investments overseas](#), or region-specific exposures including **Middle East** investors [interest in Europe](#), **Temasek's increasing exposure to China**, and broad [sovereign interest in India](#).
- In efforts to boost returns, many **sovereign funds** have indicated a drawdown of equity investments in [favor of private markets](#). We see significant interest in real asset alternative investments, as **SOFAZ** has made commitments to [U.S. real estate](#), **KIC's** interest in [European and Chinese commercial properties](#), and **Kuwait's PIFSS** intention to [triple infrastructure investments](#) in 2020.
- Not everyone is convinced of real assets' value proposition, as some **sovereign funds** are [shifting focus to private equity](#) and [scaling back real estate](#) investments due to COVID-related uncertainty and vacancy risks.

Reserve portfolios recover further

- The momentum of positive reserve growth in Q2 has been sustained in Q3, and in some cases brings reserve portfolios to record highs. This is a welcomed reversal of trends after significant drawdowns in Q1 in the name of economic preservation and stabilization.
- **Bank of Israel** attributes growth to increased FX purchases and [reevaluation of equity assets](#), with 15% of the reserve portfolio in equity markets. After falling to the lowest level since 2010, **Saudi Arabia's** reserves rebounded with [measures including tripling the country's value-added tax](#). Amidst rebound stories, in general **Asian central banks** have less cause for concern in their FX portfolios, recording the [highest levels of reserve adequacy](#) among global central banks.
- Other notable Q3 reserve growth has included **South Africa's increase in net foreign reserves**; **Croatia's 4.3%** month-over-month reserve growth; **Malaysia's** reserves reaching [\\$1.04.4bn](#); **Indonesia** reaching [record highs](#) in August.
- While some are riding the growth wave, other Central Banks' reserve portfolios have not yet been able to reverse a downward trend. FX reserve assets of the **Reserve Bank of Australia** have [sharply fallen](#) during COVID-19 resulting from the negative impact of security revaluations. Some **emerging markets** continue to struggle to stop the bleeding and are now [running low on reserves](#) after burning through them fighting virus repercussions.

People Changes

Americas

- **Canada's CPPIB appoints Asia relationship investments head**
- **Carolyn Wilkins announces departure from the Bank of Canada**
- **Trump's nominee wins presidency of Inter-American Development Bank**

Europe

- **Denmark names board member**
- **Bank of Israel appoints senior officials**
- **Ukraine replaces deputy governor as more senior officials leave**
- **Mark Carney joins Brookfield to launch 'impact investing' fund'**
- **IMF names new Europe chief and secretary**

Middle East

- **Oman names new central bank board chairman, finance minister**
- **Saudi Sovereign Fund Said to Hire Ex-Morgan Stanley Risk Officer**
- **Iraqi prime minister changes central bank governor**

Africa

- **Malawi's new president dismisses governor**
- **African Development Bank president re-elected for second term**
- **Zambian president fires central bank governor**
- **Central Bank of West Africa names new governor**
- **Algerian president appoints fifth governor since 2016**

APAC

- **Korea Investment Corp. reshuffles leadership**
- **South Korea names veteran Lee Seung-heon as new senior deputy governor at Bank of Korea**
- **Thailand Names Central Bank Policy Maker as New Governor**
- **Bank Indonesia swears in new deputy governor**
- **Reserve Bank of New Zealand names new assistant governor**

Top reads from around BlackRock

Portfolio Construction

Investment Views

Additional Insights

✓ **Readying for Real Resilience**

The impact of Covid-19 has transformed the investment landscape in a matter of a few months. It is precisely the type of event that underscores the importance of a portfolio construction approach that incorporates uncertainty in estimating asset returns instead of an over-reliance on point estimates, further discussed [here](#).

✓ **Preparing for a Higher Inflation Regime**

Inflation has persistently undershot central bank targets despite more than a decade of stimulus to revive it. Yet we see three new forces that may lead to a higher inflation regime than many investors are expecting. Click [here](#) for more on BlackRock Investment Institute's outlook on inflation.

✓ **BlackRock Future Forum**

The global pandemic has many of us wondering what comes next – for the economy, healthcare, tech and for investing. Does globalism have a future? Will sustainable investing endure? Discover what was shared on these topics during the [BlackRock Future Forum](#).

✓ **Risk Parity is Built for Languid Times**

The post-pandemic world is likely to look different, and as investors, we should reexamine our assumptions of portfolio construction in the context of this new regime. [Risk parity](#) is well-positioned for what we see as the most likely scenario: low rates, low inflation and sluggish growth.

✓ **Considering Commodities**

With the path back to normality remaining unclear in many parts of the world, and the global growth outlook still uncertain, in this [piece](#) our experts seek to broadly describe what happened to commodities thus far in 2020, and what to potentially expect going forward.

✓ **Lessons from COVID-19**

[Short-term funding markets](#) are critical for financing governments, banks, and non-financial companies. We recommend that policy makers look holistically at short-term money markets to identify areas for improvement, including the commercial paper market structure, banks as intermediaries, and money market funds.

✓ **Turning Point for Fixed Income ETFs**

In the extreme financial asset volatility in the first half of 2020, the largest and most heavily traded fixed income ETFs performed a critical role and demonstrated that they are integral to efficient bond markets. Click [here](#) for more on FI ETFs during recent market stress, and how we're thinking about them in portfolio construction.

✓ **Implications of EU Bond Issuance**

The European Union is poised to become one of the largest single issuers in the Euro area, with issuance supporting COVID response measures. Click [here](#) for more on the credit rational of EU bonds, EU relative to EGBs, demand dynamics, ECB support, and what this means for LDI investors

✓ **Investment Stewardship Annual Report**

We advocate for robust corporate governance and the sound and sustainable business practices core to long-term value creation for our clients. Read more about our commitment to transparency in our investment stewardship activities in our [Investment Stewardship Annual Report](#).

✓ **Navigating the Beta Gap**

Long held assumptions can change quickly, and investors must be positioned to respond when asset prices change. The prospect of an even more prolonged period of low interest rates is likely to challenge return generation from market betas here. Read more on the opportunity set of [mutli-asset](#) strategies.

✓ **Emerging Markets Outlook**

Back in May 2020, on one side of the investor aisle BlackRock emerging market equity experts saw opportunities for positive returns, while debt colleagues held a grimmer outlook. As the third quarter comes to a close, [read our updated outlook](#) on what we think is to come for emerging markets.

✓ **Troubled Waters**

Water stress is a risk often overlooked by investors. Click [here](#) for a deep dive on causes, why the problem is likely to intensify in the decades ahead – and sketch out financial implications for portfolios.

For more, visit our dedicated [Official Institutions webpage](#) for latest insights and updates.

Index Disclosures

Index returns are for illustrative purposes only and do not represent any actual fund performance. Index performance returns do not reflect any management fees, transaction costs or expenses. Indices are unmanaged and one cannot invest directly in an index.

Asset	Benchmark
DM equities	MSCI World
DM equities ex US	MSCI World ex USA
EM equities	MSCI Emerging Markets
G7 1-10y bonds (hedged)	ICE BofA 1-10 Year G7 Government Index (hedged)
Global ILB	ICE BofA Global Inflation-Linked Government Index (hedged)
1-5y US Treasuries	ICE BofA 1-5 Year US Treasury Index
US MBS	ICE BofA US Mortgage Backed Securities Index
\$-EMD	JP Morgan EMBI Global Index
US equities	S&P 500 Index
Gold	Gold Bullion LBM
Global corporate bonds (hedged)	ICE BofA Global Corporate Index (hedged)
ABS/CMBS	ICE BofA US ABS & CMBS Index
Global real estate	FTSE EPRA Nareit Global Index
Bank loans	S&P Leveraged Loan Index
Global high yield (hedged)	ICE BofA Global High Yield Index (hedged)
US cash	JP Morgan Cash US 1 Month Index
US corporate bonds	Bloomberg Barclays US Corporate Investment Grade Bond Index
Chinese bonds	Bloomberg Barclays China Aggregate Index (hedged)
Global Treasuries (hedged)	Bloomberg Barclays Global Treasury Index (hedged)
Infrastructure equities	MSCI World Infrastructure Index
L-EMD	JP Morgan GBI-EM Composite Index

Asset performance YTD indices: MSCI EM Asia Index, MSCI AC Asia ex-Japan Index, MSCI USA Index, MSCI AC World Index, MSCI Japan Index, MSCI Europe Index, JPM EMBI Global Diversified Index, Bloomberg Barclays Global High Yield Index, JPM JACI Index, MSCI EM ex-Asia Index, Bloomberg Barclays U.S. Treasury: U.S. TIPS Index, JPM GBI-EM Global Diversified Composite Index, Bloomberg Barclays Global Credit -Corporate Index, TR German 10 year Bond Index, Bloomberg Barclays Global Aggregate Index, Bloomberg Barclays U.S. Treasury Index.

Historical correlation chart indices HFRI Global Hedge Fund Index aggregates managers across hedge fund strategies. The Barclays US Aggregate Index is a broad-based flagship benchmark that measures the investment grade, US dollar-denominated, fixed-rate taxable bond market. The index includes Treasuries, government-related and corporate securities, MBS (agency fixed-rate and hybrid ARM pass-throughs), ABS and CMBS (agency and non-agency). The CTA Index calculates the daily rate of return for a pool of CTAs selected from the larger managers that are open to new investment. Index returns are for illustrative purposes only. You cannot invest in an index. Long treasury refers to 30+ year US government treasury bonds. *Diversification does not guarantee a profit or eliminate the potential for loss.

Risks

Capital at risk. The value of investments and the income from them can fall as well as rise and are not guaranteed. Investors may not get back the amount originally invested.

Past performance is not a reliable indicator of current or future results and should not be the sole factor of consideration when selecting a product or strategy.

Changes in the rates of exchange between currencies may cause the value of investments to diminish or increase. Fluctuation may be particularly marked in the case of a higher volatility fund and the value of an investment may fall suddenly and substantially. Levels and basis of taxation may change from time to time.

Important Information

This material is for distribution to Professional Clients (as defined by the Financial Conduct Authority or MiFID Rules) only and should not be relied upon by any other persons.

Until 31 December 2020, issued by BlackRock Investment Management (UK) Limited, authorised and regulated by the Financial Conduct Authority. Registered office: 12 Throgmorton Avenue, London, EC2N 2DL. Tel: + 44 (0)20 7743 3000. Registered in England and Wales No. 02020394. For your protection telephone calls are usually recorded. Please refer to the Financial Conduct Authority website for a list of authorised activities conducted by BlackRock.

From 1 January 2021, in the event the United Kingdom and the European Union do not enter into an arrangement which permits United Kingdom firms to offer and provide financial services into the European Economic Area, the issuer of this material is:

(i) BlackRock Investment Management (UK) Limited for all outside of the European Economic Area; and

(ii) BlackRock (Netherlands) B.V. for in the European Economic Area,

BlackRock (Netherlands) B.V. is authorised and regulated by the Netherlands Authority for the Financial Markets. Registered office Amstelplein 1, 1096 HA, Amsterdam, Tel: 020 – 549 5200, Tel: 31-20-549-5200. Trade Register No. 17068311 For your protection telephone calls are usually recorded.

For qualified investors in Switzerland: This document is marketing material. This document shall be exclusively made available to, and directed at, qualified investors as defined in the Swiss Collective Investment Schemes Act of 23 June 2006, as amended.

In Saudi Arabia the information contained in this document is intended strictly for sophisticated institutions.

The information contained in this document, does not constitute and should not be construed as an offer of, invitation or proposal to make an offer for, recommendation to apply for or an opinion or guidance on a financial product, service and/or strategy. Whilst great care has been taken to ensure that the information contained in this document is accurate, no responsibility can be accepted for any errors, mistakes or omissions or for any action taken in reliance thereon. You may only reproduce, circulate and use this document (or any part of it) with the consent of BlackRock.

The information contained in this document is for information purposes only. It is not intended for and should not be distributed to, or relied upon by, members of the public.

The information contained in this document, may contain statements that are not purely historical in nature but are “forward- looking statements”. These include, amongst other things, projections, forecasts or estimates of income. These forward-looking statements are based upon certain assumptions, some of which are described in other relevant documents or materials. If you do not understand the contents of this document, you should consult an authorised financial adviser.

In the UAE The information contained in this document is intended strictly for non-natural Qualified Investors as defined in the UAE Securities and Commodities Authority’s Board Decision No. 3/R.M of 2017 concerning Promoting and Introducing Regulations

The information contained in this document, does not constitute and should not be construed as an offer of, invitation or proposal to make an offer for, recommendation to apply for or an opinion or guidance on a financial product, service and/or strategy. Whilst great care has been taken to ensure that the information contained in this document is accurate, no responsibility can be accepted for any errors, mistakes or omissions or for any action taken in reliance thereon. You may only reproduce, circulate and use this document (or any part of it) with the consent of BlackRock.

The information contained in this document is for information purposes only. It is not intended for and should not be distributed to, or relied upon by, members of the public.

Important Information

In Kuwait The information contained in this document is intended strictly for sophisticated institutions that are 'Professional Clients' as defined under the Kuwait Capital Markets Law and its Executive Bylaws.

The information contained in this document, does not constitute and should not be construed as an offer of, invitation or proposal to make an offer for, recommendation to apply for or an opinion or guidance on a financial product, service and/or strategy. Whilst great care has been taken to ensure that the information contained in this document is accurate, no responsibility can be accepted for any errors, mistakes or omissions or for any action taken in reliance thereon. You may only reproduce, circulate and use this document (or any part of it) with the consent of BlackRock.

The information contained in this document is for information purposes only. It is not intended for and should not be distributed to, or relied upon by, members of the public.

The information contained in this document, may contain statements that are not purely historical in nature but are "forward-looking statements". These include, amongst other things, projections, forecasts or estimates of income. These forward-looking statements are based upon certain assumptions, some of which are described in other relevant documents or materials. If you do not understand the contents of this document, you should consult an authorised financial adviser.

In Bahrain the information contained in this document is intended strictly for sophisticated institutions.

The information contained in this document, does not constitute and should not be construed as an offer of, invitation or proposal to make an offer for, recommendation to apply for or an opinion or guidance on a financial product, service and/or strategy. Whilst great care has been taken to ensure that the information contained in this document is accurate, no responsibility can be accepted for any errors, mistakes or omissions or for any action taken in reliance thereon. You may only reproduce, circulate and use this document (or any part of it) with the consent of BlackRock.

The information contained in this document is for information purposes only. It is not intended for and should not be distributed to, or relied upon by, members of the public.

The information contained in this document, may contain statements that are not purely historical in nature but are "forward-looking statements". These include, amongst other things, projections, forecasts or estimates of income. These forward-looking statements are based upon certain assumptions, some of which are described in other relevant documents or materials. If you do not understand the contents of this document, you should consult an authorised financial adviser."

Qatar the information contained in this document is intended strictly for sophisticated institutions.

The information contained in this document, does not constitute and should not be construed as an offer of, invitation or proposal to make an offer for, recommendation to apply for or an opinion or guidance on a financial product, service and/or strategy. Whilst great care has been taken to ensure that the information contained in this document is accurate, no responsibility can be accepted for any errors, mistakes or omissions or for any action taken in reliance thereon. You may only reproduce, circulate and use this document (or any part of it) with the consent of BlackRock.

Important Information

This information can be distributed in and from the **Dubai International Financial Centre** (DIFC) by BlackRock Advisors (UK) Limited - Dubai Branch which is regulated by the Dubai Financial Services Authority ("DFSA") and is only directed at 'Professional Clients' and no other person should rely upon the information contained within it. Neither the DFSA or any other authority or regulator located in the GCC or MENA region has approved this information. This information and associated materials have been provided to you at your express request, and for your exclusive use. This document is not intended for distribution to, or use by, any person or entity in any jurisdiction or country where such distribution would be unlawful under the securities laws of such. Any distribution, by whatever means, of this document and related material to persons other than those referred to above is strictly prohibited.

Dubai (DIFC) The information contained in this document is intended strictly for Professional Clients as defined under the Dubai Financial Services Authority ("DFSA") Conduct of Business (COB) Rules.

The information contained in this document, does not constitute and should not be construed as an offer of, invitation or proposal to make an offer for, recommendation to apply for or an opinion or guidance on a financial product, service and/or strategy. Whilst great care has been taken to ensure that the information contained in this document is accurate, no responsibility can be accepted for any errors, mistakes or omissions or for any action taken in reliance thereon. You may only reproduce, circulate and use this document (or any part of it) with the consent of BlackRock.

The information contained in this document is for information purposes only. It is not intended for and should not be distributed to, or relied upon by, members of the public.

The information contained in this document, may contain statements that are not purely historical in nature but are "forward-looking statements". These include, amongst other things, projections, forecasts or estimates of income. These forward-looking statements are based upon certain assumptions, some of which are described in other relevant documents or materials. If you do not understand the contents of this document, you should consult an authorised financial adviser.

ADGM Abu Dhabi Global Market (ADGM) The information contained in this document is intended strictly for Authorised Persons.

The information contained in this document, does not constitute and should not be construed as an offer of, invitation or proposal to make an offer for, recommendation to apply for or an opinion or guidance on a financial product, service and/or strategy. Whilst great care has been taken to ensure that the information contained in this document is accurate, no responsibility can be accepted for any errors, mistakes or omissions or for any action taken in reliance thereon. You may only reproduce, circulate and use this document (or any part of it) with the consent of BlackRock. The information contained in this document is for information purposes only. It is not intended for and should not be distributed to, or relied upon by, members of the public.

The information contained in this document, may contain statements that are not purely historical in nature but are "forward-looking statements". These include, amongst other things, projections, forecasts or estimates of income. These forward-looking statements are based upon certain assumptions, some of which are described in other relevant documents or materials. If you do not understand the contents of this document, you should consult an authorised financial adviser.

Important Information

The information contained in this document is intended for the exclusive use of Central Banks and Sovereign Investors and is not for redistribution or further dissemination.

The information contained in this document, does not constitute and should not be construed as an offer of, invitation or proposal to make an offer for, recommendation to apply for or an opinion or guidance on a financial product, service and/or strategy. Whilst great care has been taken to ensure that the information contained in this document is accurate, no responsibility can be accepted for any errors, mistakes or omissions or for any action taken in reliance thereon. You may only reproduce, circulate and use this document (or any part of it) with the consent of BlackRock.

The information contained in this document is for information purposes only. It is not intended for and should not be distributed to, or relied upon by, members of the public. The information contained in this document, may contain statements that are not purely historical in nature but are “forward looking statements”. These include, amongst other things, projections, forecasts or estimates of income. These forward looking statements are based upon certain assumptions, some of which are described in other relevant documents or materials. If you do not understand the contents of this document, you should consult an authorised financial adviser. BlackRock does not hold any regulatory licenses or registrations in Azerbaijan, Botswana, Mauritius, Mozambique, Namibia, Tanzania, Uganda, Kazakhstan and Jordan, and is therefore not licensed to conduct any regulated business activity under the relevant laws and regulations as they apply to any entity intending to carry on business in MEA, nor does BlackRock purport to carry on, any regulated activity in any country in MEA. BlackRock funds, and/or services shall not be offered or sold to any person in any jurisdiction in which such an offer, solicitation, purchase, or sale would be deemed unlawful under the securities laws or any other relevant laws of such jurisdiction(s).

This material is provided to the recipient on a strictly confidential basis and is intended for informational or educational purposes only. Nothing in this document, directly or indirectly, represents to you that BlackRock will provide, or is providing BlackRock products or services to the recipient, or is making available, inviting, or offering for subscription or purchase, or invitation to subscribe for or purchase, or sale, of any BlackRock fund, or interests therein. This material neither constitutes an offer to enter into an investment agreement with the recipient of this document, nor is it an invitation to respond to it by making an offer to enter into an investment agreement.

The distribution of the information contained herein may be restricted by law and any person who accesses it is required to comply with any such restrictions. By reading this information you confirm that you are aware of the laws in your own jurisdiction regarding the provision and sale of funds and related financial services or products, and you warrant and represent that you will not pass on or utilise the information contained herein in a manner that could constitute a breach of such laws by BlackRock, its affiliates or any other person.

Important Information

In South Africa, please be advised that BlackRock Investment Management (UK) Limited is an authorised Financial Services provider with the South African Financial Services Board, FSP No. 43288.

In Israel: BlackRock Investment Management (UK) Limited is not licenced under Israel's Regulation of Investment Advice, Investment Marketing and Portfolio Management Law, 5755-1995 (the "Advice Law"), nor does it carry insurance thereunder.

In Azerbaijan, Botswana, Jordan, Kazakhstan, Mauritius, Mozambique, Namibia, Tanzania, and Uganda: the information contained in this document is intended strictly for Central Banks and Sovereign Investors.

The information contained in this document, does not constitute and should not be construed as an offer of, invitation or proposal to make an offer for, recommendation to apply for or an opinion or guidance on a financial product, service and/or strategy. Whilst great care has been taken to ensure that the information contained in this document is accurate, no responsibility can be accepted for any errors, mistakes or omissions or for any action taken in reliance thereon. You may only reproduce, circulate and use this document (or any part of it) with the consent of BlackRock.

The information contained in this document is for information purposes only. It is not intended for and should not be distributed to, or relied upon by, members of the public. The information contained in this document, may contain statements that are not purely historical in nature but are "forward looking statements". These include, amongst other things, projections, forecasts or estimates of income. These forward looking statements are based upon certain assumptions, some of which are described in other relevant documents or materials. If you do not understand the contents of this document, you should consult an authorised financial adviser.

The information contained in this document is intended strictly for Sophisticated Investors.

The information contained in this document, does not constitute and should not be construed as an offer of, invitation or proposal to make an offer for, recommendation to apply for or an opinion or guidance on a financial product, service and/or strategy. Whilst great care has been taken to ensure that the information contained in this document is accurate, no responsibility can be accepted for any errors, mistakes or omissions or for any action taken in reliance thereon. You may only reproduce, circulate and use this document (or any part of it) with the consent of BlackRock.

The information contained in this document is for information purposes only. It is not intended for and should not be distributed to, or relied upon by, members of the public. The information contained in this document, may contain statements that are not purely historical in nature but are "forward looking statements". These include, amongst other things, projections, forecasts or estimates of income. These forward looking statements are based upon certain assumptions, some of which are described in other relevant documents or materials. If you do not understand the contents of this document, you should consult an authorised financial adviser.

Important Information

This material is provided for educational purposes only and is not intended to be relied upon as a forecast, research or investment advice, and is not a recommendation, offer or solicitation to buy or sell any securities or to adopt any investment strategy. The opinions expressed are subject to change. References to specific securities, asset classes and financial markets are for illustrative purposes only and are not intended to be and should not be interpreted as recommendations. Reliance upon information in this material is at the sole risk and discretion of the reader. The material was prepared without regard to specific objectives, financial situation or needs of any investor.

This material may contain “forward-looking” information that is not purely historical in nature. Such information may include, among other things, projections, forecasts, and estimates of yields or returns. No representation is made that any performance presented will be achieved by any BlackRock Funds, or that every assumption made in achieving, calculating or presenting either the forward-looking information or any historical performance information herein has been considered or stated in preparing this material. Any changes to assumptions that may have been made in preparing this material could have a material impact on the investment returns that are presented herein. Past performance is not a reliable indicator of current or future results and should not be the sole factor of consideration when selecting a product or strategy.

The information and opinions contained in this material are derived from proprietary and nonproprietary sources deemed by BlackRock to be reliable, are not necessarily all-inclusive and are not guaranteed as to accuracy.

Important Information

The information contained in this document is for information purposes only. It is not intended for and should not be distributed to, or relied upon by, members of the public.

The information contained in this document, may contain statements that are not purely historical in nature but are “forward-looking statements”. These include, amongst other things, projections, forecasts or estimates of income. These forward-looking statements are based upon certain assumptions, some of which are described in other relevant documents or materials. If you do not understand the contents of this document, you should consult an authorised financial adviser.

The information provided here is neither tax nor legal advice. Investors should speak to their tax professional for specific information regarding their tax situation. Investment involves risk including possible loss of principal. International investing involves risks, including risks related to foreign currency, limited liquidity, less government regulation, and the possibility of substantial volatility due to adverse political, economic or other developments. These risks are often heightened for investments in emerging/developing markets or smaller capital markets.

This document is for your use only and must not be circulated to anyone else without BlackRock’s consent or provided to the general public under any circumstances.

Any research in this document has been procured and may have been acted on by BlackRock for its own purpose. The results of such research are being made available only incidentally. The views expressed do not constitute investment or any other advice and are subject to change. They do not necessarily reflect the views of any company in the BlackRock Group or any part thereof and no assurances are made as to their accuracy.

This document is for information purposes only and does not constitute an offer or invitation to anyone to invest in any BlackRock funds and has not been prepared in connection with any such offer.

© 2020 BlackRock, Inc. All Rights reserved. BLACKROCK, BLACKROCK SOLUTIONS, iSHARES, BUILD ON BLACKROCK and SO WHAT DO I DO WITH MY MONEY are registered and unregistered trademarks of BlackRock, Inc. or its subsidiaries in the United States and elsewhere. All other trademarks are those of their respective owners.