



Private Markets

February 22, 2024

Global Credit Weekly:

Assessing breadth in
credit

BlackRock

FOR QUALIFIED, PROFESSIONAL, INSTITUTIONAL AND WHOLESALE INVESTORS/ PROFESSIONAL CLIENTS ONLY | NOT FOR PUBLIC DISTRIBUTION

Market insights contributors



Amanda Lynam, CPA

Head of Macro Credit Research,
Portfolio Management Group –
Private Markets



Dominique Bly

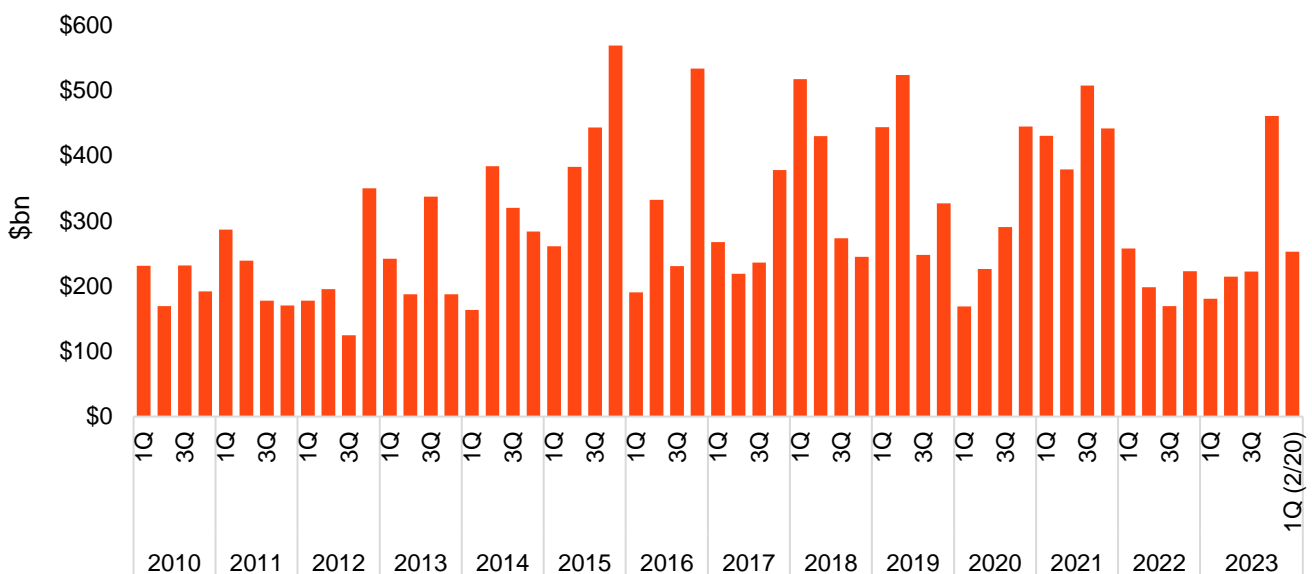
Macro Credit Research Strategist,
Portfolio Management Group –
Private Markets

Key takeaways

- With many market participants focused on the performance dynamics of the large-cap Technology sector within the S&P 500, we assess the topic of performance breadth in the USD IG and HY corporate credit markets. In USD IG, there is a notable cyclical sector tilt in the relative outperformers so far this year, with many “traditionally defensive” sectors lagging in the early part of 2024. In USD HY, the aggregate performance at the index level masks the variation under the surface, as Cable & Satellite has meaningfully lagged the broader universe (due in large part to sector-specific dynamics).
- Separately, the rebound in strategic M&A activity – which began in 4Q2023 – has continued into the first two months of 2024 (Exhibit 1). This is consistent with our view that *clarity* on the macro and financing backdrop (not necessarily a *favorable* backdrop) is key for CFO and Treasurer confidence to move forward with large-scale M&A. After all, while financial conditions have eased as of late, the cost of capital remains elevated. A range of sectors have contributed to the M&A resurgence, including Energy, Healthcare, Technology, and Financials. In aggregate, the funding mix has been largely benign for bondholders, illustrated by a share of “all cash” deals that remains below the post-financial crisis average. That said, there is meaningful dispersion at the sector level in terms of how these announced transactions have been (or will be) funded.
- On the monetary policy front, the release of the January 31st FOMC meeting minutes highlighted a Committee that is mindful of the “risks of moving too quickly to ease the stance of policy,” and “highly attentive to inflation risks.” As it relates to potential upside risks to inflation, we frame the potential impact from the ongoing shipping disruptions in the Red Sea (which appears, for the moment, to imply only a modest potential pass-through effect from higher freight costs).

Exhibit 1: The strategic M&A rebound of 4Q2023 has extended into early 2024

Announced strategic M&A by North American and European acquirers. Excludes cancelled and withdrawn deals, as well as all sponsor-related deals. Captures deals valued at \$1 billion or more, at announcement.



Source: BlackRock, Dealogic. 1Q2024 is as of February 21, 2024.

FOR QUALIFIED, PROFESSIONAL, INSTITUTIONAL AND WHOLESALE INVESTORS/ PROFESSIONAL CLIENTS ONLY | NOT FOR PUBLIC DISTRIBUTION

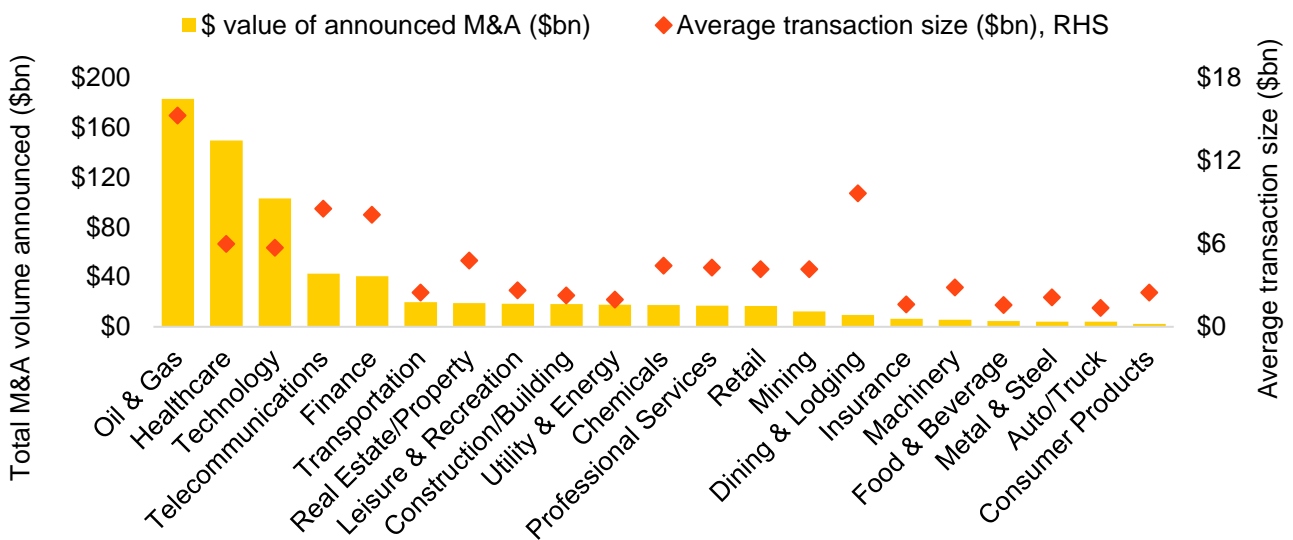
M&A: Momentum continues, with a benign funding mix for bondholders

After a lull in strategic M&A activity for much of 2022 and last year, 4Q2023 volumes highlighted a sharp rebound in announcements from North American and European firms. That momentum has continued into the early months of 2024, supported in large part, in our view, by increased optimism and clarity on the macroeconomic and monetary policy backdrops (Exhibit 1).

We view the recent reacceleration of M&A as a “re-start” of the pattern in place immediately following the onset of the pandemic, when corporates were laser focused on filling strategic gaps in their business models and when financing costs were ultra low. The rebound in M&A activity is also consistent with our view that *clarity* on the macro and financing backdrop (not necessarily a *favorable* backdrop) is key for CFO and Treasurer confidence to move forward with large M&A. After all, while financial conditions have eased as of late, the cost of capital remains elevated.

Exhibit 2: Energy, Healthcare and Technology have driven 61% of recent strategic M&A

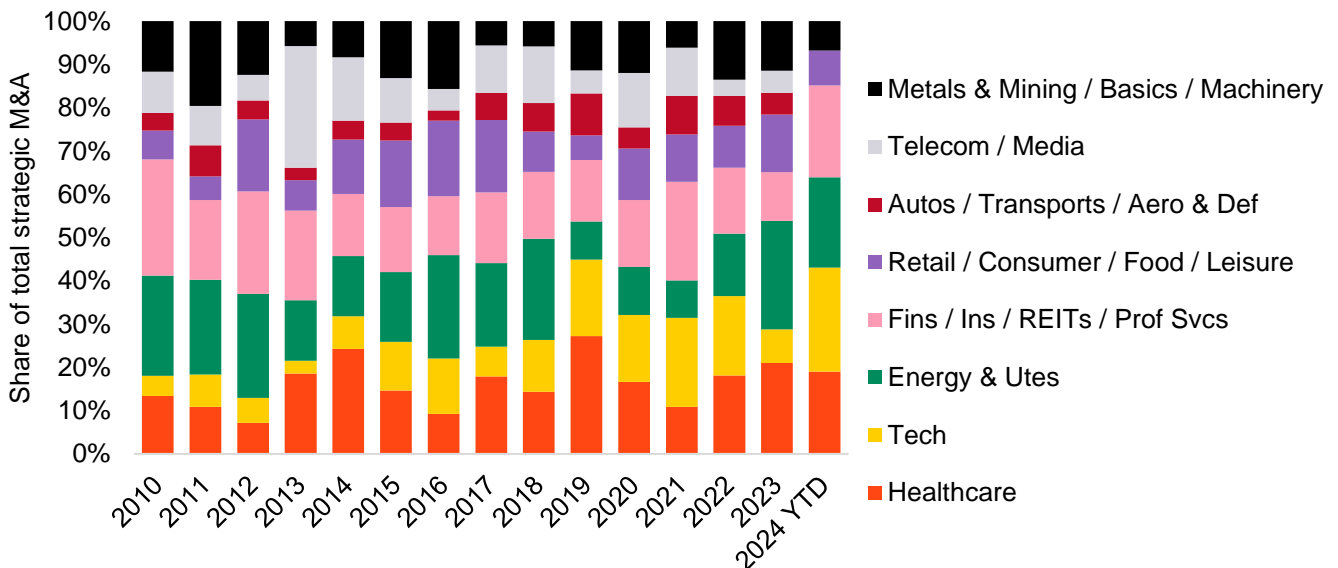
Announced strategic M&A by North American and European acquirers, by sector, since October 1, 2023. Excludes cancelled and withdrawn deals. Captures deals valued at \$1 billion or more, at announcement.



Source: BlackRock, Dealogic. As of February 21, 2024.

Exhibit 3: The sector participation of M&A typically varies over time

Historical sector shares of announced strategic M&A by North American and European acquirers. Excludes cancelled and withdrawn deals. Captures deals valued at \$1 billion or more, at announcement.



Source: BlackRock, Dealogic. 2024 YTD is as of February 21, 2024.

FOR QUALIFIED, PROFESSIONAL, INSTITUTIONAL AND WHOLESALE INVESTORS/ PROFESSIONAL CLIENTS ONLY | NOT FOR PUBLIC DISTRIBUTION

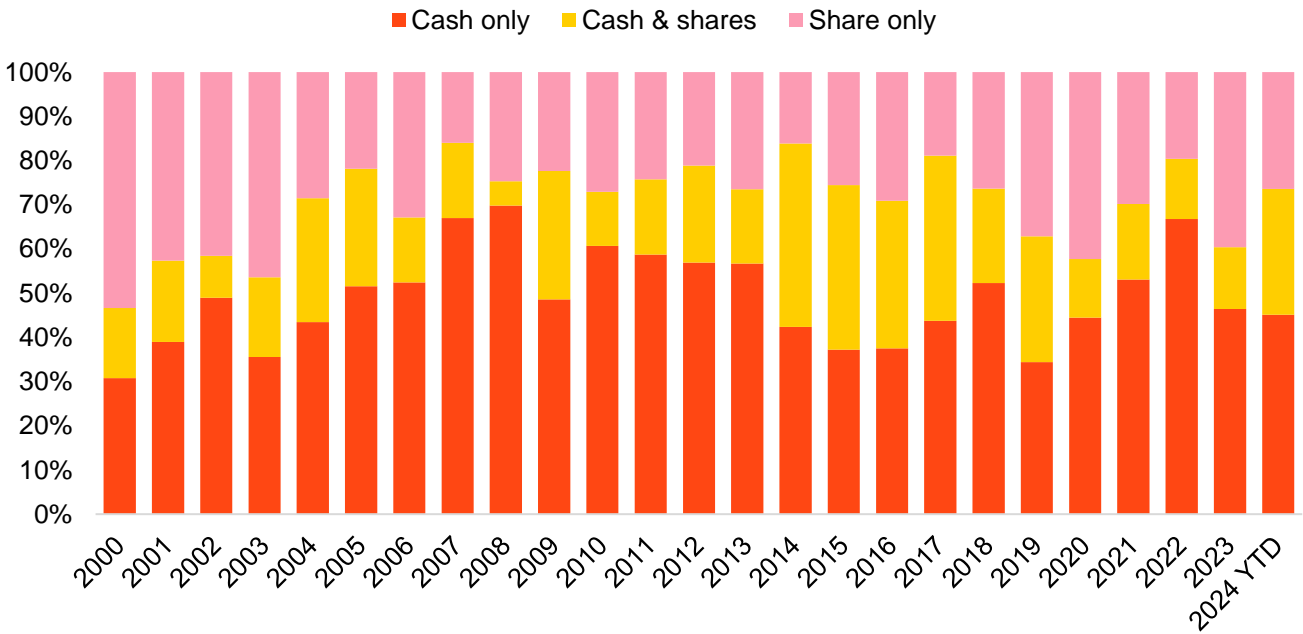
Since the start of 4Q2023, there has been more than \$713 billion of announced M&A by strategic (i.e., non-sponsor related) firms, driven by the Energy, Healthcare and Technology sectors (Exhibit 2). And as of late, Financials have also been a meaningful contributor to early 2024 volumes (Exhibit 3).

As we outlined in December of last year, we believe balance sheet strength will remain a key determinant of future M&A activity, in addition to long-standing and well-known sector trends (i.e., acquisitions to assist in drug discovery in Pharmaceuticals, for example). Corporates with strong funding options will have opportunities to grow and diversify their businesses, while higher financing costs might render those same opportunities as uneconomic for financially stretched firms. This is likely to be yet another driver of dispersion – albeit over a long-term trend – in the corporate credit market, in our view.

For the most part, the funding mix – in aggregate – has been rather benign for bondholders, with a share of all-cash deals (44%) that is slightly below the 49% average of the post-financial crisis era (Exhibit 4). That said, there is a high degree of variation across sectors. For example, based on our review of recent deal level data from Dealogic, we find that deals in the Energy and Financial sectors have tended to be funded more with equity. By contrast, acquirers in the cash-rich Technology and Pharmaceutical sectors have generally used cash and/or incremental debt to fund their recent acquisitions.

Exhibit 4: A fairly benign M&A funding mix for bondholders, as of late

Funding mix of announced M&A by North American and European strategic acquirers. Excludes cancelled and withdrawn deals. Captures deals valued at \$1 billion or more, at announcement.



Source: BlackRock, Dealogic. 2024 YTD is as of February 21, 2024.

FOMC minutes: key takeaways

The minutes from the January 31st FOMC meeting (released February 21st) reiterated Chair Powell's messaging from the press conference, where he noted the Committee desired more "confidence" that inflation was moving "sustainably" towards the 2% target, before starting a rate cutting cycle. Other notable takeaways, in our view, included:

- **A likely peak for U.S. policy rates.** "Participants judged that the policy rate was likely at its peak for this tightening cycle," and "generally noted that they did not expect it would be appropriate to reduce the target range for the federal funds rate until they had gained greater confidence that inflation was moving sustainably toward 2%." The minutes emphasized a "data dependent" approach and that the Committee "remained highly attentive to inflation risks."
- **The risks of cutting rates too quickly.** "Participants highlighted the uncertainty associated with how long a restrictive monetary policy stance would need to be maintained. Most participants noted the risks of moving too quickly to ease the stance of policy and emphasized the importance of carefully assessing incoming data in judging whether inflation is moving down sustainably to 2%. A couple of participants, however, pointed to downside risks to the economy associated with maintaining an overly restrictive stance for too long."
- **The Committee is watching a wide range of factors.** "Members agreed that, in assessing the appropriate stance of monetary policy, they would continue to monitor the implications of incoming information for the economic outlook...their assessments would take into account a wide range of information, including readings on labor market conditions, inflation pressures and inflation expectations, and financial and international developments."
- **Easing financial conditions are a risk.** "Several participants mentioned the risk that financial conditions were or could become less restrictive than appropriate, which could add undue momentum to aggregate demand and cause progress on inflation to stall." As shown in Exhibit 5, U.S. financial conditions eased notably in 4Q2023, but have remained largely range-bound so far in early 2024, as the (easing) impacts of higher equity prices and tighter credit spreads have been somewhat offset by the (tightening) impact from higher interest rates.

Exhibit 5: Financial conditions eased in 4Q2023, and have been range-bound in early 2024

Goldman Sachs U.S. Financial Conditions Index



Source: BlackRock, Goldman Sachs Global Investment Research, Bloomberg. As of February 21, 2024.

FOR QUALIFIED, PROFESSIONAL, INSTITUTIONAL AND WHOLESALE INVESTORS/ PROFESSIONAL CLIENTS ONLY | NOT FOR PUBLIC DISTRIBUTION

FOMC minutes: key takeaways (continued)

- **“Surprisingly resilient” consumer spending.** “Participants noted that momentum in aggregate demand may be stronger than currently assessed, especially in light of surprisingly resilient consumer spending last year.”
- **Two-sided risks to inflation.** Beyond easing financial conditions and robust consumer demand (mentioned previously), the minutes referenced some additional “sources of upside risks to inflation, including possible disruptions to supply chains from geopolitical developments, a potential rebound in core goods prices as the effects of supply-side improvements dissipate, or the possibility that wage growth remains elevated.” That said, downside risks were also noted, including “geopolitical risks that could result in a material pullback in demand, possible negative spillovers from lower growth in some foreign economies, the risk that financial conditions could remain restrictive for too long, or the possibility that a weakening of household balance sheets could contribute to a greater-than-expected deceleration in consumption.”

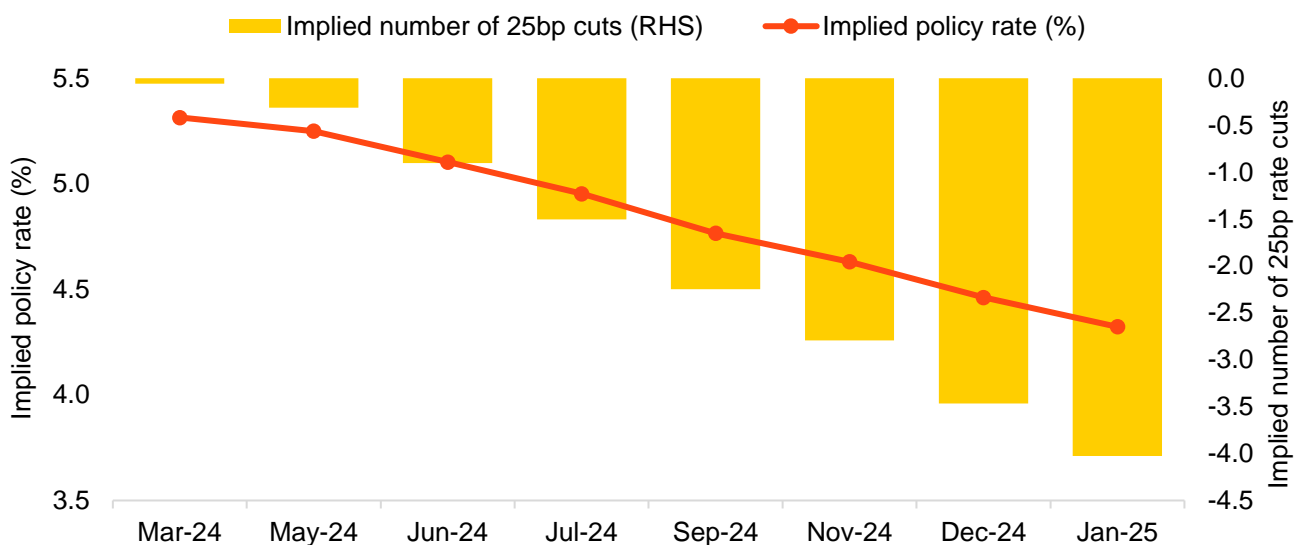
The reason for rate cuts is more important than the timing, in our view

As shown in Exhibit 6, market pricing now reflects 1) a very low likelihood of a rate cut in March 2024 – a notable shift from just a few weeks ago, and 2) a smaller number of 25bp rate cuts, in aggregate, through early 2025 (i.e., four currently, as opposed to roughly six a few weeks ago). We believe this is appropriate. With U.S. economic growth still solid and unemployment remaining low by historical standards, we do not see an obvious sense of urgency for near-term, significant rate cuts by the Federal Reserve. Our base case remains 2H2024 for the start of the rate cutting cycle, with the risks skewed earlier within that timeframe.

More important than the *timing* of the start of rate cuts, however, is the *reason* for them. Proactive cuts to calibrate real interest rates (in response to declining inflation) are a much more supportive outcome for risk assets, in our view, than cutting in response to a deterioration in economic activity. As we have emphasized previously, the key for corporate credit investors is the Federal Reserve’s willingness to (eventually) cut interest rates proactively (which was referenced at the December FOMC meeting), in response to improving inflation – as opposed to waiting for evidence of a growth downturn to begin normalizing monetary policy.

Exhibit 6: Market pricing now reflects a lower probability for near-term rate cuts vs. a few weeks ago

The U.S. policy rate implied by Fed Funds Futures and the implied number of 25bp rate cuts, both through early 2025



Source: BlackRock, Bloomberg. As of February 22, 2024.

FOR QUALIFIED, PROFESSIONAL, INSTITUTIONAL AND WHOLESALE INVESTORS/ PROFESSIONAL CLIENTS ONLY | NOT FOR PUBLIC DISTRIBUTION

Higher freight costs: framing the potential pass-through to inflation

Following signs of recent strength in U.S. inflation data (i.e., January CPI and PPI), many market participants are increasingly looking for other potential sources of additional upside risk to price pressures. Freight and logistics costs have been one area of focus, given the ongoing geopolitical-related shipping disruptions in the Red Sea and Suez Canal. As has been widely reported over the past few months, many cargo ships have made the decision to bypass the area, instead opting to travel around southern Africa (for Asia-to-Europe routes, for example).

The [United Nations Conference on Trade and Development \(UNCTAD\)](#) estimates the Suez Canal handled 12% to 15% of global trade in 2023. And according to a January 2024 Moody's analysis, 20% of all European Union goods imports (from Asia) were transported by sea in 2022 – most of which passed through the Suez Canal (including retail, general manufacturing, autos).

While imports into Europe (from Asia) are likely most impacted from this disruption, the U.S. is not immune. Moody's estimates that more than a third of U.S. East Coast ports' container trade with Asia moves through the Suez Canal (utilizing data from the U.S. Army Corps of Engineers and published ocean carrier schedules).

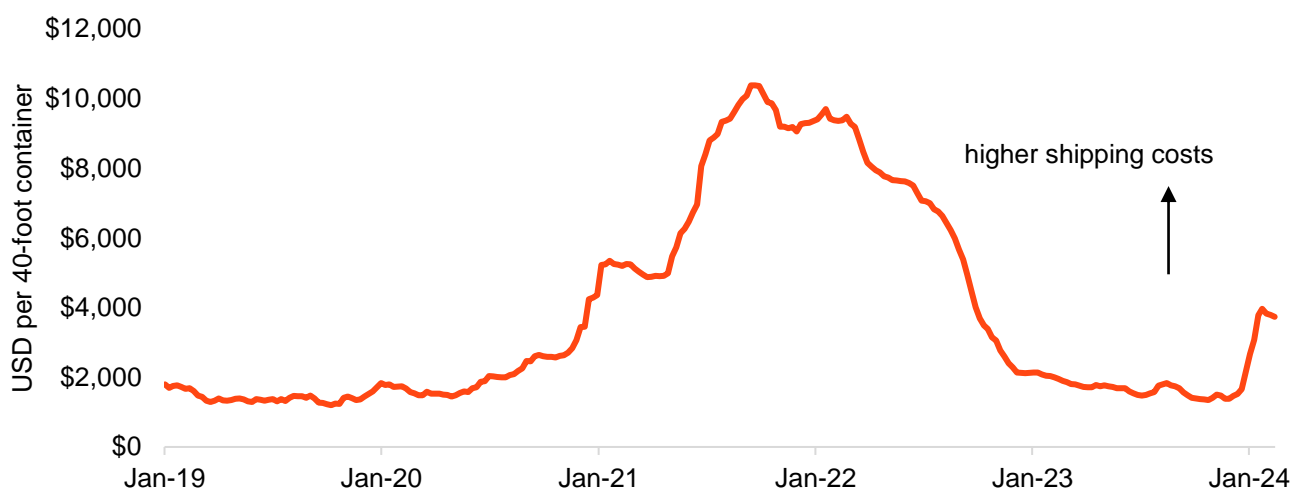
As shown in Exhibit 7, container freight rates have increased since late 2023 but remain below the pandemic-related supply chain disruption levels of late 2021.

The persistence and magnitude of heightened freight costs will be important to monitor, as they have the potential to pass-through to import price inflation, albeit in a modest way. For example, an [August 2022 study by the St. Louis Federal Reserve](#) found that a 1 percentage point increase in shipping price growth resulted in an increase in import price inflation of 0.064 percentage point. Moreover, the analysis found more pass-through in food and materials goods, compared to consumer goods, machines, electronics and parts. Whether the good is perishable, and whether it is an intermediate good vs. a final good may be relevant in determining the extent of the pass-through. An [April 2017 study by the Kansas City Federal Reserve](#) found that a 15 percent increase in shipping costs led to a 0.10 percentage point increase in core inflation after one year.

There is a significant amount of uncertainty related to the potential persistence of these disruptions. For example, shipping firm A.P. Moller-Maersk A/S [disclosed](#) (in a Bloomberg interview on February 8th) that it expects disruptions in the Red Sea to last anywhere from one quarter to one year.

Exhibit 7: Shipping costs have increased, but remain below the pandemic peaks

Drewry World Container Index



Source: BlackRock, Bloomberg, Drewry World Container Index (WCI). The WCI reports actual spot container freight rates for major East West trade routes, consisting of 8 route-specific indices representing individual shipping routes and a composite index. The composite represents a weighted average of the 8 shipping routes by volume: Shanghai - Rotterdam, Rotterdam - Shanghai, Shanghai - Genoa, Shanghai - Los Angeles, Los Angeles - Shanghai, Shanghai - New York, New York - Rotterdam, Rotterdam - New York.

FOR QUALIFIED, PROFESSIONAL, INSTITUTIONAL AND WHOLESALE INVESTORS/ PROFESSIONAL CLIENTS ONLY | NOT FOR PUBLIC DISTRIBUTION

Assessing performance breadth in the USD corporate credit market

Many market participants remain focused on the large-cap Technology sector in the equity market, given its significant contribution to overall performance. With that in mind, we briefly take stock of performance breadth in USD corporate credit, on a year-to-date (YTD) basis. As shown in Exhibit 8, there is a notable cyclical trend to performance in the USD investment grade (IG) universe, as many of the traditionally defensive (and cash-rich) sectors are lagging (i.e., Technology, Pharmaceuticals). Beyond the cyclical tilts, this is also likely a function of the different duration exposures across USD IG sectors.

Exhibit 8: Cyclical sectors have been outperforming in USD IG

Sector contributions to the USD IG Bloomberg Corporate Index YTD total return of -1.68%

	YTD Index Total Return (%)
USD IG Index	-1.68
	Sector contribution to YTD Index Total Return (%)
Airlines	0.00
Home Construction	0.00
Other Financial	0.00
Lodging	0.00
Packaging	0.00
Gaming	0.00
Finance Companies	0.00
Supermarkets	0.00
Healthcare REITs	0.00
Office REITs	0.00
Other Utility	0.00
Paper	0.00
Consumer Cyc Services	-0.01
Refining	-0.01
Building Materials	-0.01
Apartment REITs	-0.01
Oil Field Services	-0.01
Environmental	-0.01
Automotive	-0.01
Other REITs	-0.01
Construction Machinery	-0.01
Retail REITs	-0.01
Other Industrial	-0.01
Natural Gas	-0.01
Transportation Services	-0.01
Independent	-0.02
Restaurants	-0.02
Life	-0.02
Tobacco	-0.02
Brokerage / Asset managers / Exchanges	-0.02
Metals and Mining	-0.02
Consumer Products	-0.02
Chemicals	-0.03
Diversified Manufacturing	-0.03
P&C	-0.04
Wireless	-0.04
Integrated	-0.04
Health Insurance	-0.04
Media Entertainment	-0.04
Midstream	-0.05
Railroads	-0.05
Aerospace/Defense	-0.06
Cable Satellite	-0.07
Wirelines	-0.07
Retailers	-0.08
Healthcare	-0.08
Food and Beverage	-0.09
Banking	-0.10
Pharmaceuticals	-0.13
Electric	-0.18
Technology	-0.21

Source: BlackRock, Bloomberg. As of February 21, 2024. **The figures shown relate to past performance. Past performance is not a reliable indicator of current or future results.** Index performance returns do not reflect any management fees, transaction costs or expenses. Indices are unmanaged and one cannot invest directly in an index.

FOR QUALIFIED, PROFESSIONAL, INSTITUTIONAL AND WHOLESALE INVESTORS/ PROFESSIONAL CLIENTS ONLY | NOT FOR PUBLIC DISTRIBUTION

In the USD HY market, the aggregate year-to-date performance masks the variation under the surface. As highlighted in Exhibit 9, the Cable & Satellite sector has been a notable laggard relative to the broader index. This has been driven by a confluence of headwinds including secular shifts, increased competition, elevated leverage and a lack of growth (which has prevented some issuers from “growing into” their debt capital structures).

Exhibit 9: Cable & Satellite has been a notable underperformer in USD HY

Sector contributions to the USD HY Bloomberg Corporate Index YTD total return of -0.06%

YTD Index Total Return (%)	
USD HY Index	-0.06
Sector contribution to YTD Index Total Return (%)	
Healthcare	0.08
Retailers	0.07
Independent	0.05
Gaming	0.04
Midstream	0.04
Leisure	0.02
Oil Field Services	0.02
Automotive	0.02
Other Industrial	0.01
Building Materials	0.01
Brokerage / Asset managers / Exchanges	0.01
Other Financial	0.01
Airlines	0.01
Diversified Manufacturing	0.01
Paper	0.01
Consumer Cyc Services	0.01
Refining	0.01
Aerospace/Defense	0.00
Home Construction	0.00
Life	0.00
Chemicals	0.00
Tobacco	0.00
Environmental	0.00
Restaurants	0.00
Supermarkets	0.00
Banking	0.00
Metals and Mining	0.00
Retail REITs	0.00
Cash	0.00
Lodging	0.00
Natural Gas	0.00
Railroads	0.00
Other REITs	0.00
Health Insurance	0.00
Finance Companies	0.00
Transportation Services	0.00
Construction Machinery	0.00
Consumer Products	0.00
Food and Beverage	-0.01
Healthcare REITs	-0.01
Office REITs	-0.01
Pharmaceuticals	-0.01
P&C	-0.01
Technology	-0.02
Wirelines	-0.02
Packaging	-0.02
Electric	-0.02
Wireless	-0.02
Media Entertainment	-0.05
Cable Satellite	-0.29

Source: BlackRock, Bloomberg. As of February 21, 2024. **The figures shown relate to past performance. Past performance is not a reliable indicator of current or future results.** Index performance returns do not reflect any management fees, transaction costs or expenses. Indices are unmanaged and one cannot invest directly in an index.

FOR QUALIFIED, PROFESSIONAL, INSTITUTIONAL AND WHOLESALE INVESTORS/ PROFESSIONAL CLIENTS ONLY | NOT FOR PUBLIC DISTRIBUTION

FOR QUALIFIED, PROFESSIONAL, INSTITUTIONAL AND WHOLESALE INVESTORS/ PROFESSIONAL CLIENTS ONLY | FOR PERMITTED CLIENTS ONLY IN CANADA

Unless otherwise stated, all reference to \$ are in USD.

Risk Warnings:

Capital at risk. The value of investments and the income from them can fall as well as rise and are not guaranteed. You may not get back the amount originally invested.

Past performance is not a reliable indicator of current or future results and should not be the sole factor of consideration when selecting a product or strategy.

Changes in the rates of exchange between currencies may cause the value of investments to diminish or increase. Fluctuation may be particularly marked in the case of a higher volatility fund and the value of an investment may fall suddenly and substantially. Levels and basis of taxation may change from time to time.

IMPORTANT INFORMATION:

In **Canada**, this material is intended for permitted clients as defined under Canadian securities law, is for educational purposes only, does not constitute investment advice and should not be construed as a solicitation or offering of units of any fund or other security in any jurisdiction.

In **China**, this material may not be distributed to individuals resident in the People's Republic of China ("PRC", for such purposes, not applicable to Hong Kong, Macau and Taiwan) or entities registered in the PRC unless such parties have received all the required PRC government approvals to participate in any investment or receive any investment advisory or investment management services.

In **Singapore**, this document is provided by BlackRock (Singapore) Limited (company registration number:200010143N) for use only with institutional investors as defined in Section 4A of the Securities and Futures Act, Chapter 289 of Singapore. This advertisement or publication has not been reviewed by the Monetary Authority of Singapore.

In **Hong Kong**, this material is issued by BlackRock Asset Management North Asia Limited and has not been reviewed by the Securities and Futures Commission of Hong Kong. This material is for distribution to "Professional Investors" (as defined in the Securities and Futures Ordinance (Cap.571 of the laws of Hong Kong) and any rules made under that ordinance.) and should not be relied upon by any other persons or redistributed to retail clients in Hong Kong.

In **Japan**, this is issued by BlackRock Japan. Co., Ltd. (Financial Instruments Business Operator: The Kanto Regional Financial Bureau. License No375, Association Memberships: Japan Investment Advisers Association, The Investment Trusts Association, Japan, Japan Securities Dealers Association, Type II Financial Instruments Firms Association) for Professional Investors only (Professional Investor is defined in Financial Instruments and Exchange Act).

In **South Korea**, this information is issued by BlackRock Investment (Korea) Limited. This material is for distribution to the Qualified Professional Investors (as defined in the Financial Investment Services and Capital Market Act and its sub-regulations) and for information or educational purposes only and does not constitute investment advice or an offer or solicitation to purchase or sells in any securities or any investment strategies.

In **Australia & New Zealand**, issued by BlackRock Investment Management (Australia) Limited ABN 13 006 165 975, AFSL 230 523 (BIMAL) for the exclusive use of the recipient, who warrants by receipt of this material that they are a wholesale client as defined under the Australian Corporations Act 2001 (Cth) and the New Zealand Financial Advisers Act 2008 respectively.

This material provides general information only and does not take into account your individual objectives, financial situation, needs or circumstances. Before making any investment decision, you should therefore assess whether the material is appropriate for you and obtain financial advice tailored to you having regard to your individual objectives, financial situation, needs and circumstances. Refer to BIMAL's Financial Services Guide on its website for more information. This material is not a financial product recommendation or an offer or solicitation with respect to the purchase or sale of any financial product in any jurisdiction. This material is not intended for distribution to, or use by, any person or entity in any jurisdiction or country where such distribution or use would be contrary to local law or regulation. BIMAL is a part of the global BlackRock Group which comprises of financial product issuers and investment managers around the world. BIMAL is the issuer of financial products and acts as an investment manager in Australia. BIMAL does not offer financial products to persons in New Zealand who are retail investors (as that term is defined in the Financial Markets Conduct Act 2013 (FMCA)). This material does not constitute or relate to such an offer. To the extent that this material does constitute or relate to such an offer of financial products, the offer is only made to, and capable of acceptance by, persons in New Zealand who are wholesale investors (as that term is defined in the FMCA).

BIMAL, its officers, employees and agents believe that the information in this material and the sources on which it is based (which may be sourced from third parties) are correct as at the date of publication. While every care has been taken in the preparation of this material, no warranty of accuracy or reliability is given and no responsibility for the information is accepted by BIMAL, its officers, employees or agents. Except where contrary to law, BIMAL excludes all liability for this information.

In **Brunei**, BlackRock does not hold a Capital Markets Services License and is therefore not licensed for conducting business in any regulated activity under the Securities Market Order, 2013. This document has been issued by BlackRock and is intended for the exclusive use of the recipient. The distribution of the information contained herein may be restricted by law and persons who access it are required to comply with any such restrictions. The information provided herein information is directed solely at persons who would be regarded as "Accredited Investors", "Expert Investors" or "Institutional Investors" in accordance with the Securities Market Order 2013

This material is for distribution to Professional Clients (as defined by the Financial Conduct Authority or MiFID Rules) only and should not be relied upon by any other persons.

In the UK and Non-European Economic Area (EEA) countries: this is Issued by BlackRock Investment Management (UK) Limited, authorised and regulated by the Financial Conduct Authority. Registered office: 12 Throgmorton Avenue, London, EC2N 2DL. Tel: + 44 (0)20 7743 3000. Registered in England and Wales No. 02020394. For your protection telephone calls are usually recorded. Please refer to the Financial Conduct Authority website for a list of authorised activities conducted by BlackRock.

In the European Economic Area (EEA): This document is marketing material. This is Issued by BlackRock (Netherlands) B.V. and is authorised and regulated by the Netherlands Authority for the Financial Markets. Registered office Amstelplein 1, 1096 HA, Amsterdam, Tel: 020 – 549 5200, Tel: 31-20-549-5200. Trade Register No. 17068311 For your protection telephone calls are usually recorded

For Investors in **Switzerland**: This document is marketing material. This document shall be exclusively made available to, and directed at, qualified investors as defined in Article 10 (3) of the CISA of 23 June 2006, as amended, at the exclusion of qualified investors with an opting-out pursuant to Art. 5 (1) of the Swiss Federal Act on Financial Services ("FinSA"). For information on art. 8 / 9 Financial Services Act (FinSA) and on your client segmentation under art. 4 FinSA, please see the following website: www.blackrock.com/finsa.

In **Italy**: For information on investor rights and how to raise complaints please go to <https://www.blackrock.com/corporate/compliance/investor-right> available in Italian.

For investors in **Israel**: BlackRock Investment Management (UK) Limited is not licenced under Israel's Regulation of Investment Advice, Investment Marketing and Portfolio Management Law, 5755-1995 (the "Advice Law"), nor does it carry insurance thereunder.

The information contained in this document is intended strictly for Professional Clients as defined under the Dubai Financial Services Authority ("DFSA") Conduct of Business (COB) Rules. The information contained in this document, does not constitute and should not be construed as an offer of, invitation or proposal to make an offer for, recommendation to apply for or an opinion or guidance on a financial product, service and/or strategy. Whilst great care has been taken to ensure that the information contained in this document is accurate, no responsibility can be accepted for any errors, mistakes or omissions or for any action taken in reliance thereon. You may only reproduce, circulate and use this document (or any part of it) with the consent of BlackRock. The information contained in this document is for information purposes only. It is not intended for and should not be distributed to, or relied upon by, members of the public. The information contained in this document, may contain statements that are not purely historical in nature but are "forward-looking statements". These include, amongst other things, projections, forecasts or estimates of income. These 44 forward-looking statements are based upon certain assumptions, some of which are described in other relevant documents or materials. If you do not understand the contents of this document, you should consult an authorised financial adviser.

The information contained in this document is intended strictly for non-natural Qualified Investors as defined in the UAE Securities and Commodities Authority's Board Decision No. 3/R.M of 2017 concerning Promoting and Introducing Regulations. The information contained in this document, does not constitute and should not be construed as an offer of, invitation or proposal to make an offer for, recommendation to apply for or an opinion or guidance on a financial product, service and/or strategy. Whilst great care has been taken to ensure that the information contained in this document is accurate, no responsibility can be accepted for any errors, mistakes or omissions or for any action taken in reliance thereon. You may only reproduce, circulate and use this document (or any part of it) with the consent of BlackRock. The information contained in this document is for information purposes only. It is not intended for and should not be distributed to, or relied upon by, members of the public. The information contained in this document, may contain statements that are not purely historical in nature but are "forward-looking statements". These include, amongst other things, projections, forecasts or estimates of income. These forward-looking statements are based upon certain assumptions, some of which are described in other relevant documents or materials. If you do not understand the contents of this document, you should consult an authorised financial adviser.

The information contained in this document, may contain statements that are not purely historical in nature but are "forward-looking statements". These include, amongst other things, projections, forecasts or estimates of income. These forward-looking statements are based upon certain assumptions, some of which are described in other relevant documents or materials. If you do not understand the contents of this document, you should consult an authorised financial adviser.

The information contained in this document is intended strictly for Professional Clients as defined under the Dubai Financial Services Authority ("DFSA") Conduct of Business (COB) Rules.

Blackrock Advisors (UK) Limited -Dubai Branch is a DIFC Foreign Recognised Company registered with the DIFC Registrar of Companies (DIFC Registered Number 546), with its office at Unit L15 - 01A, ICD Brookfield Place, Dubai International Financial Centre, PO Box 506661, Dubai, UAE, and is regulated by the DFSA to engage in the regulated activities of 'Advising on Financial Products' and 'Arranging Deals in Investments' in or from the DIFC, both of which are limited to units in a collective investment fund (DFSA Reference Number F000738).

In **Saudi Arabia**, the information contained in this document is intended strictly for sophisticated institutions. The information contained in this document, does not constitute and should not be construed as an offer of, invitation or proposal to make an offer for, recommendation to apply for or an opinion or guidance on a financial product, service and/or strategy. Whilst great care has been taken to ensure that the information contained in this document is accurate, no responsibility can be accepted for any errors, mistakes or omissions or for any action taken in reliance thereon. You may only reproduce, circulate and use this document (or any part of it) with the consent of BlackRock. The information contained in this document is for information purposes only. It is not intended for and should not be distributed to, or relied upon by, members of the public. The information contained in this document, may contain statements that are not purely historical in nature but are “forward-looking statements”. These include, amongst other things, projections, forecasts or estimates of income. These forward-looking statements are based upon certain assumptions, some of which are described in other relevant documents or materials. If you do not understand the contents of this document, you should consult an authorised financial adviser.

Kuwait

The information contained in this document is intended strictly for sophisticated institutions that are ‘Professional Clients’ as defined under the Kuwait Capital Markets Law and its Executive Bylaws.

The information contained in this document, does not constitute and should not be construed as an offer of, invitation or proposal to make an offer for, recommendation to apply for or an opinion or guidance on a financial product, service and/or strategy. Whilst great care has been taken to ensure that the information contained in this document is accurate, no responsibility can be accepted for any errors, mistakes or omissions or for any action taken in reliance thereon. You may only reproduce, circulate and use this document (or any part of it) with the consent of BlackRock.

The information contained in this document is for information purposes only. It is not intended for and should not be distributed to, or relied upon by, members of the public.

The information contained in this document, may contain statements that are not purely historical in nature but are “forward-looking statements”. These include, amongst other things, projections, forecasts or estimates of income. These forward-looking statements are based upon certain assumptions, some of which are described in other relevant documents or materials.

For investors in **Central America**, these securities have not been registered before the Securities Superintendence of the Republic of Panama, nor did the offer, sale or their trading procedures. The registration exemption has made according to numeral 3 of Article 129 of the Consolidated Text containing of the Decree-Law No. 1 of July 8, 1999 (institutional investors). Consequently, the tax treatment set forth in Articles 334 to 336 of the Unified Text containing Decree-Law No. 1 of July 8, 1999, does not apply to them. These securities are not under the supervision of the Securities Superintendence of the Republic of Panama. The information contained herein does not describe any product that is supervised or regulated by the National Banking and Insurance Commission (CNBS) in Honduras. Therefore any investment described herein is done at the investor’s own risk. This is an individual and private offer which is made in Costa Rica upon reliance on an exemption from registration before the General Superintendence of Securities (“SUGEVAL”), pursuant to articles 7 and 8 of the Regulations on the Public Offering of Securities (“Reglamento sobre Oferta Pública de Valores”). This information is confidential, and is not to be reproduced or distributed to third parties as this is NOT a public offering of securities in Costa Rica. The product being offered is not intended for the Costa Rican public or market and neither is registered or will be registered before the SUGEVAL, nor can be traded in the secondary market. If any recipient of this documentation receives this document in El Salvador, such recipient acknowledges that the same has been delivered upon his request and instructions, and on a private placement basis. For Guatemala Investors, This communication and any accompanying information (the “Materials”) are intended solely for informational purposes and do not constitute (and should not be interpreted to constitute) the offering, selling, or conducting of business with respect to such securities, products or services in the jurisdiction of the addressee (this “Jurisdiction”), or the conducting of any brokerage, banking, or other similarly regulated activities (“Financial Activities”) in the Jurisdiction. Neither BLACKROCK, nor the securities, products and services described herein, are registered (or intended to be registered) in the Jurisdiction. Furthermore, neither BLACKROCK, nor the securities, products, services, or activities described herein, are regulated, or supervised by any governmental or similar authority in the Jurisdiction. The Materials are private, confidential and are sent by BLACKROCK only for the exclusive use of the addressee. The Materials must not be publicly distributed and any use of the Materials by anyone other than the addressee is not authorized. The addressee is required to comply with all applicable laws in the Jurisdiction, including, without limitation, tax laws and exchange control regulations if any.

In **Latin America**, for institutional investors and financial intermediaries only (not for public distribution). This material is for educational purposes only and does not constitute investment advice or an offer or solicitation to sell or a solicitation of an offer to buy any shares of any fund or security and it is your responsibility to inform yourself of, and to observe, all applicable laws and regulations of your relevant jurisdiction. If any funds are mentioned or inferred in this material, such funds may not be registered with the securities regulators of Argentina, Brazil, Chile, Colombia, Mexico, Panama, Peru, Uruguay or any other securities regulator in any Latin American country and thus, may not be publicly offered in any such countries. The securities regulators of any country within Latin America have not confirmed the accuracy of any information contained herein. No information discussed herein can be provided to the general public in Latin America. The contents of this material are strictly confidential and must not be passed to any third party.

In **Colombia**, the sale of each fund discussed herein, if any, is addressed to less than one hundred specifically identified investors, and such fund may not be promoted or marketed in Colombia or to Colombian residents unless such promotion and marketing is made in compliance with Decree 2555 of 2010 and other applicable rules and regulations related to the promotion of foreign financial and/or securities related products or services in Colombia.

In **Chile**, the sale of each fund not registered with the CMF is subject to General Rule No. 336 issued by the SVS (now the CMF). The subject matter of this sale may include securities not registered with the CMF; therefore, such securities are not subject to the supervision of the CMF. Since the securities are not registered in Chile, there is no obligation of the issuer to make publicly available information about the securities in Chile. The securities shall not be subject to public offering in Chile unless registered with the relevant registry of the CMF.

IN MEXICO, FOR INSTITUTIONAL AND QUALIFIED INVESTORS USE ONLY. INVESTING INVOLVES RISK, INCLUDING POSSIBLE LOSS OF PRINCIPAL. THIS MATERIAL IS PROVIDED FOR EDUCATIONAL AND INFORMATIONAL PURPOSES ONLY AND DOES NOT CONSTITUTE AN OFFER OR SOLICITATION TO SELL OR A SOLICITATION OF AN OFFER TO BUY ANY SHARES OF ANY FUND OR SECURITY. This information does not consider the investment objectives, risk tolerance or the financial circumstances of any specific investor. This information does not replace the obligation of financial advisor to apply his/her best judgment in making investment decisions or investment recommendations. It is your responsibility to inform yourself of, and to observe, all applicable laws and regulations of Mexico. If any funds, securities or investment strategies are mentioned or inferred in this material, such funds, securities or strategies have not been registered with the Mexican National Banking and Securities Commission (Comisión Nacional Bancaria y de Valores, the "CNBV") and thus, may not be publicly offered in Mexico. The CNBV has not confirmed the accuracy of any information contained herein. The provision of investment management and investment advisory services ("Investment Services") is a regulated activity in Mexico, subject to strict rules, and performed under the supervision of the CNBV. These materials are shared for information purposes only, do not constitute investment advice, and are being shared in the understanding that the addressee is an Institutional or Qualified investor as defined under Mexican Securities (Ley del Mercado de Valores). Each potential investor shall make its own investment decision based on their own analysis of the available information. Please note that by receiving these materials, it shall be construed as a representation by the receiver that it is an Institutional or Qualified investor as defined under Mexican law. BlackRock México Operadora, S.A. de C.V., Sociedad Operadora de Fondos de Inversión ("BlackRock México Operadora") is a Mexican subsidiary of BlackRock, Inc., authorized by the CNBV as a Mutual Fund Manager (Operadora de Fondos), and as such, authorized to manage Mexican mutual funds, ETFs and provide Investment Advisory Services. For more information on the Investment Services offered by BlackRock Mexico, please review our Investment Services Guide available in www.blackrock.com/mx. This material represents an assessment at a specific time and its information should not be relied upon by you as research or investment advice regarding the funds, any security or investment strategy in particular. Reliance upon information in this material is at your sole discretion. BlackRock México is not authorized to receive deposits, carry out intermediation activities, or act as a broker dealer, or bank in Mexico. For more information on BlackRock México, please visit: www.blackrock.com/mx. BlackRock receives revenue in the form of advisory fees for our advisory services and management fees for our mutual funds, exchange traded funds and collective investment trusts. Any modification, change, distribution or inadequate use of information of this document is not responsibility of BlackRock or any of its affiliates. Pursuant to the Mexican Data Privacy Law (Ley Federal de Protección de Datos Personales en Posesión de Particulares), to register your personal data you must confirm that you have read and understood the Privacy Notice of BlackRock México Operadora. For the full disclosure, please visit www.blackrock.com/mx and accept that your personal information will be managed according with the terms and conditions set forth therein.

In **Peru**, this private offer does not constitute a public offer, and is not registered with the Securities Market Public Registry of the Peruvian Securities Market Commission, for use only with institutional investors as such term is defined by the Superintendencia de Banca, Seguros y AFP.

Any research in this document has been procured and may have been acted on by BlackRock for its own purpose. The results of such research are being made available only incidentally. The views expressed do not constitute investment or any other advice and are subject to change. They do not necessarily reflect the views of any company in the BlackRock Group or any part thereof and no assurances are made as to their accuracy.

Any opinions, forecasts represent an assessment of the market environment at a specific time and is not intended to be a forecast of future events or a guarantee of future results. This information should not be relied upon by the reader as research, investment advice or a recommendation.

This document is for information purposes only and does not constitute an offer or invitation to anyone to invest in any BlackRock funds and has not been prepared in connection with any such offer.

If you are an intermediary or third-party distributor, you must only disseminate this material to other Professional Investors as permitted in the above-specified jurisdictions and in accordance with applicable laws and regulations.

Certain information contained herein has been obtained from published sources and from third parties, including without limitation, market forecasts, internal and external surveys, market research, publicly available information and industry publications. In addition, certain information contained herein may have been obtained from companies in which investments have been made by entities affiliated with BlackRock. Although such information is believed to be reliable for the purposes used herein, neither the Fund nor BlackRock assumes any responsibility for the accuracy or completeness of such information. Reliance upon information in this material is at the sole discretion of the reader. Certain information contained herein represents or is based upon forward-looking statements or information. BlackRock and its affiliates believe that such statements and information are based upon reasonable estimates and assumptions. However, forward-looking statements are inherently uncertain, and factors may cause events or results to differ from those projected. Therefore, undue reliance should not be placed on such forward-looking statements and information.

© 2024 BlackRock, Inc. or its affiliates. All Rights Reserved. BLACKROCK, BLACKROCK SOLUTIONS, iSHARES, BUILD ON BLACKROCK and SO WHAT DO I DO WITH MY MONEY are trademarks of BlackRock, Inc. or its affiliates. All other trademarks are those of their respective owners.