

## Prospectus

### BlackRock Funds II | Class K Shares

- **BlackRock 20/80 Target Allocation Fund**  
Class K: BKCPX
- **BlackRock 40/60 Target Allocation Fund**  
Class K: BKMPX
- **BlackRock 60/40 Target Allocation Fund**  
Class K: BKGFX
- **BlackRock 80/20 Target Allocation Fund**  
Class K: BKAPX

*This Prospectus contains information you should know before investing, including information about risks. Please read it before you invest and keep it for future reference.*

*The Securities and Exchange Commission has not approved or disapproved these securities or passed upon the adequacy of this Prospectus. Any representation to the contrary is a criminal offense.*

**Not FDIC Insured • May Lose Value • No Bank Guarantee**

# Table of Contents

---

<b>Fund Overview</b>	<i>Key facts and details about the Funds listed in this prospectus, including investment objectives, principal investment strategies, principal risk factors, fee and expense information and historical performance information</i>	
	<i>Key Facts About BlackRock 20/80 Target Allocation Fund.....</i>	<i>3</i>
	<i>Key Facts About BlackRock 40/60 Target Allocation Fund.....</i>	<i>11</i>
	<i>Key Facts About BlackRock 60/40 Target Allocation Fund.....</i>	<i>19</i>
	<i>Key Facts About BlackRock 80/20 Target Allocation Fund.....</i>	<i>26</i>
<b>Details About the Funds</b>	<i>How Each Fund Invests .....</i>	<i>33</i>
	<i>Investment Risks.....</i>	<i>37</i>
	<i>Information about Underlying Funds and ETFs.....</i>	<i>65</i>
<b>Account Information</b>	<i>Information about account services, sales charges and waivers, shareholder transactions, and distributions and other payments</i>	
	<i>Details About the Share Class .....</i>	<i>126</i>
	<i>How to Buy, Sell, Exchange and Transfer Shares .....</i>	<i>127</i>
	<i>Funds' Rights .....</i>	<i>132</i>
	<i>Short-Term Trading Policy .....</i>	<i>132</i>
<b>Management of the Funds</b>	<i>Information about BlackRock and the Portfolio Managers</i>	
	<i>BlackRock.....</i>	<i>134</i>
	<i>Portfolio Manager Information .....</i>	<i>135</i>
	<i>Conflicts of Interest .....</i>	<i>135</i>
	<i>Valuation of Fund Investments .....</i>	<i>136</i>
	<i>Dividends, Distributions and Taxes.....</i>	<i>137</i>
<b>Financial Highlights</b>	<i>Financial Performance of the Funds .....</i>	<i>139</i>
<b>General Information</b>	<i>Shareholder Documents.....</i>	<i>143</i>
	<i>Certain Fund Policies .....</i>	<i>143</i>
	<i>Statement of Additional Information.....</i>	<i>144</i>
<b>Glossary</b>	<i>Glossary of Investment Terms .....</i>	<i>145</i>
<b>For More Information</b>	<i>Funds and Service Providers .....</i>	<i>Inside Back Cover</i>
	<i>Additional Information.....</i>	<i>Back Cover</i>

# Fund Overview

## Key Facts About BlackRock 20/80 Target Allocation Fund

### ***Investment Objective***

The investment objective of the BlackRock 20/80 Target Allocation Fund (“20/80 Fund” or the “Fund”) is to seek a balance between long term capital appreciation and high current income, with an emphasis on income.

### ***Fees and Expenses of the Fund***

This table describes the fees and expenses that you may pay if you buy, hold and sell Class K Shares of the Fund. **You may pay other fees, such as brokerage commissions and other fees to your financial professional or your selected securities dealer, broker, investment adviser, service provider or industry professional (including BlackRock Advisors, LLC (“BlackRock”) and its affiliates) (each, a “Financial Intermediary”), which are not reflected in the table and example below.**

<b>Annual Fund Operating Expenses (expenses that you pay each year as a percentage of the value of your investment)</b>	<b>Class K Shares</b>
Management Fee	None
Distribution and/or Service (12b-1) Fees	None
Other Expenses	0.16%
Acquired Fund Fees and Expenses <sup>1</sup>	0.17%
Total Annual Fund Operating Expenses <sup>1</sup>	0.33%
Fee Waivers and/or Expense Reimbursements <sup>2</sup>	(0.09)%
Total Annual Fund Operating Expenses After Fee Waivers and/or Expense Reimbursements <sup>2</sup>	0.24%

<sup>1</sup> The Total Annual Fund Operating Expenses do not correlate to the ratios of expenses to average net assets given in the Fund’s most recent annual report, which do not include Acquired Fund Fees and Expenses.

<sup>2</sup> As described in the “Management of the Funds” section of the Fund’s prospectus on page 134, BlackRock has contractually agreed to waive and/or reimburse fees or expenses in order to limit Total Annual Fund Operating Expenses After Fee Waivers and/or Expense Reimbursements (excluding Dividend Expense, Interest Expense, Acquired Fund (underlying fund) Fees and Expenses and certain other Fund expenses) as a percentage of average daily net assets to 0.07% of average daily net assets through June 30, 2025. The contractual agreement may be terminated upon 90 days’ notice by a majority of the non-interested trustees of BlackRock Funds II or by a vote of a majority of the outstanding voting securities of the Fund.

### **Example:**

This Example is intended to help you compare the cost of investing in the Fund with the cost of investing in other mutual funds. The Example assumes that you invest \$10,000 in the Fund for the time periods indicated and then redeem all of your shares at the end of those periods. The Example also assumes that your investment has a 5% return each year and that the Fund’s operating expenses remain the same. Although your actual costs may be higher or lower, based on these assumptions your costs would be:

	<b>1 Year</b>	<b>3 Years</b>	<b>5 Years</b>	<b>10 Years</b>
Class K Shares	\$25	\$97	\$176	\$409

### **Portfolio Turnover:**

The Fund pays transaction costs, such as commissions, when it buys and sells securities (or “turns over” its portfolio). A higher portfolio turnover rate may indicate higher transaction costs and may result in higher taxes when shares are held in a taxable account. These costs, which are not reflected in annual fund operating expenses or in the Example, affect the Fund’s performance. During the most recent fiscal year, the Fund’s portfolio turnover rate was 105% of the average value of its portfolio.

## ***Principal Investment Strategies of the Fund***

---

The Fund, which is a fund of funds, normally intends to obtain exposure to equity securities (and certain other instruments described below) in an amount equal to 20% of its assets and exposure to fixed-income securities in an amount equal to 80% of its assets. The Fund intends to obtain this exposure primarily through investments in underlying funds, including exchange-traded funds (“ETFs”). Under normal circumstances, the Fund intends to invest primarily in affiliated open-end funds and affiliated ETFs.

In general, the Fund invests in three different kinds of underlying funds: those that invest primarily in equity securities or certain other instruments described below (referred to as “equity funds”), those that invest primarily in fixed-income securities (referred to as “fixed-income funds”), and those that invest in a mix of securities and other instruments in which equity funds and fixed-income funds invest (referred to as “multi-asset funds”). Equity funds may include funds that invest in, among other things, domestic and international equities, real estate-related securities or instruments and commodity-related securities or instruments. Fixed-income funds may include funds that invest in, among other things, domestic and non-U.S. bonds, U.S. Government securities, mortgage-backed securities, high yield (or junk) bonds, and cash or money market instruments. Multi-asset funds may include funds that invest in any of the securities or instruments in which equity funds or fixed-income funds may invest.

Variations in the target asset allocation between equity and fixed-income securities, through investments in underlying funds, are permitted up to 10%. Therefore, based on a target equity/fixed-income allocation of 20%/80%, the Fund may have an equity/fixed-income allocation that ranges from 30%/70% to 10%/90%. Although variations beyond the 10% range are generally not permitted, BlackRock may determine in light of market conditions or other factors that a greater variation is warranted to protect the Fund or achieve its investment goal.

The Fund’s equity allocation may be further diversified by style (including both value and growth funds), market capitalization (including both large cap and small cap funds), globally (including domestic and international (including emerging market) funds), or other factors. The Fund’s fixed-income allocation may be further diversified by sector (including government, corporate, agency, mortgage-backed securities, and other sectors), duration (a calculation of the average life of a bond which measures its price risk), credit quality (including non-investment grade debt or “junk bonds”), geographic location, or other factors. The percentage allocation to the various types of equity and fixed-income securities are determined at the discretion of the portfolio managers and can be changed to reflect the current market environment.

The Fund may have indirect exposure to derivative instruments through its investments in certain underlying funds.

## ***Principal Risks of Investing in the Fund***

---

Risk is inherent in all investing. The value of your investment in the Fund, as well as the amount of return you receive on your investment, may fluctuate significantly from day to day and over time. You may lose part or all of your investment in the Fund or your investment may not perform as well as other similar investments. Through its investments in underlying funds, the Fund will be subject to the risks associated with the underlying funds’ investments. Please see “Details About the Funds — Investment Risks — Principal Risks of the Underlying Funds” for a description of these risks. The following is a summary description of principal risks of investing in the Fund. The relative significance of each risk factor below may change over time and you should review each risk factor carefully.

■ **Investments in Mutual Funds and ETFs Risk** — The Fund’s investments are concentrated in underlying BlackRock funds, so the Fund’s investment performance is directly related to the performance of the underlying funds. The Fund may also directly invest in ETFs. The Fund’s net asset value will change with changes in the equity and bond markets and the value of the mutual funds, ETFs and other securities in which it invests. An investment in the Fund will entail more direct and indirect costs and expenses than a direct investment in the underlying funds and ETFs. For example, the Fund indirectly pays a portion of the expenses (including operating expenses and management fees) incurred by the underlying funds and ETFs.

■ **Allocation Risk** — The Fund’s ability to achieve its investment objective depends upon BlackRock’s skill in determining the Fund’s strategic asset class allocation and in selecting the best mix of underlying funds and direct investments. There is a risk that BlackRock’s evaluations and assumptions regarding asset classes or underlying funds may be incorrect in view of actual market conditions. In addition, the asset allocation or the combination of underlying funds determined by BlackRock could result in underperformance as compared to funds with similar investment objectives and strategies.

■ **Affiliated Fund Risk** — In managing the Fund, BlackRock will have authority to select and substitute underlying funds. BlackRock may be subject to potential conflicts of interest in selecting underlying funds because the fees paid to BlackRock by some underlying funds are higher than the fees paid by other underlying funds. However,

BlackRock is a fiduciary to the Fund and is legally obligated to act in the Fund's best interests when selecting underlying funds. If an underlying fund holds interests in an affiliated fund, the Fund may be prohibited from purchasing shares of that underlying fund.

■ **Commodities Related Investments Risk** — Exposure to the commodities markets may subject the Fund to greater volatility than investments in traditional securities. The value of commodity-linked derivative investments may be affected by changes in overall market movements, commodity index volatility, changes in inflation, interest rates, or factors affecting a particular industry or commodity, such as drought, floods, weather, embargoes, tariffs and international economic, political and regulatory developments.

■ **Debt Securities Risk** — Debt securities, such as bonds, involve risks, such as credit risk, interest rate risk, extension risk, and prepayment risk, each of which are described in further detail below:

*Credit Risk* — Credit risk refers to the possibility that the issuer of a debt security (i.e., the borrower) will not be able to make payments of interest and principal when due. Changes in an issuer's credit rating or the market's perception of an issuer's creditworthiness may also affect the value of the Fund's investment in that issuer. The degree of credit risk depends on both the financial condition of the issuer and the terms of the obligation.

*Interest Rate Risk* — The market value of bonds and other fixed-income securities changes in response to interest rate changes and other factors. Interest rate risk is the risk that prices of bonds and other fixed-income securities will increase as interest rates fall and decrease as interest rates rise.

The Fund may be subject to a greater risk of rising interest rates due to the recent period of historically low interest rates. For example, if interest rates increase by 1%, assuming a current portfolio duration of ten years, and all other factors being equal, the value of the Fund's investments would be expected to decrease by 10%. (Duration is a measure of the price sensitivity of a debt security or portfolio of debt securities to relative changes in interest rates.) The magnitude of these fluctuations in the market price of bonds and other fixed-income securities is generally greater for those securities with longer maturities. Fluctuations in the market price of the Fund's investments will not affect interest income derived from instruments already owned by the Fund, but will be reflected in the Fund's net asset value. The Fund may lose money if short-term or long-term interest rates rise sharply in a manner not anticipated by Fund management.

To the extent the Fund invests in debt securities that may be prepaid at the option of the obligor (such as mortgage-backed securities), the sensitivity of such securities to changes in interest rates may increase (to the detriment of the Fund) when interest rates rise. Moreover, because rates on certain floating rate debt securities typically reset only periodically, changes in prevailing interest rates (and particularly sudden and significant changes) can be expected to cause some fluctuations in the net asset value of the Fund to the extent that it invests in floating rate debt securities.

These basic principles of bond prices also apply to U.S. Government securities. A security backed by the "full faith and credit" of the U.S. Government is guaranteed only as to its stated interest rate and face value at maturity, not its current market price. Just like other fixed-income securities, government-guaranteed securities will fluctuate in value when interest rates change.

A general rise in interest rates has the potential to cause investors to move out of fixed-income securities on a large scale, which may increase redemptions from funds that hold large amounts of fixed-income securities. Heavy redemptions could cause the Fund to sell assets at inopportune times or at a loss or depressed value and could hurt the Fund's performance.

*Extension Risk* — When interest rates rise, certain obligations will be paid off by the obligor more slowly than anticipated, causing the value of these obligations to fall.

*Prepayment Risk* — When interest rates fall, certain obligations will be paid off by the obligor more quickly than originally anticipated, and the Fund may have to invest the proceeds in securities with lower yields.

■ **Derivatives Risk** — The Fund's use of derivatives may increase its costs, reduce the Fund's returns and/or increase volatility. Derivatives involve significant risks, including:

*Leverage Risk* — The Fund's use of derivatives can magnify the Fund's gains and losses. Relatively small market movements may result in large changes in the value of a derivatives position and can result in losses that greatly exceed the amount originally invested.

*Market Risk* — Some derivatives are more sensitive to interest rate changes and market price fluctuations than other securities. The Fund could also suffer losses related to its derivatives positions as a result of unanticipated market movements, which losses are potentially unlimited. Finally, BlackRock may not be able to predict correctly the direction of securities prices, interest rates and other economic factors, which could cause the Fund's derivatives positions to lose value.

*Counterparty Risk* — Derivatives are also subject to counterparty risk, which is the risk that the other party in the transaction will be unable or unwilling to fulfill its contractual obligation, and the related risks of having concentrated exposure to such a counterparty.

*Illiquidity Risk* — The possible lack of a liquid secondary market for derivatives and the resulting inability of the Fund to sell or otherwise close a derivatives position could expose the Fund to losses and could make derivatives more difficult for the Fund to value accurately.

*Operational Risk* — The use of derivatives includes the risk of potential operational issues, including documentation issues, settlement issues, systems failures, inadequate controls and human error.

*Legal Risk* — The risk of insufficient documentation, insufficient capacity or authority of counterparty, or legality or enforceability of a contract.

*Volatility and Correlation Risk* — Volatility is defined as the characteristic of a security, an index or a market to fluctuate significantly in price within a short time period. A risk of the Fund's use of derivatives is that the fluctuations in their values may not correlate with the overall securities markets.

*Valuation Risk* — Valuation for derivatives may not be readily available in the market. Valuation may be more difficult in times of market turmoil since many investors and market makers may be reluctant to purchase complex instruments or quote prices for them.

*Hedging Risk* — Hedges are sometimes subject to imperfect matching between the derivative and the underlying security, and there can be no assurance that the Fund's hedging transactions will be effective. The use of hedging may result in certain adverse tax consequences.

*Tax Risk* — Certain aspects of the tax treatment of derivative instruments, including swap agreements and commodity-linked derivative instruments, are currently unclear and may be affected by changes in legislation, regulations or other legally binding authority. Such treatment may be less favorable than that given to a direct investment in an underlying asset and may adversely affect the timing, character and amount of income the Fund realizes from its investments.

- **Emerging Markets Risk** — Emerging markets are riskier than more developed markets because they tend to develop unevenly and may never fully develop. Investments in emerging markets may be considered speculative. Emerging markets are more likely to experience hyperinflation and currency devaluations, which adversely affect returns to U.S. investors. In addition, many emerging securities markets have far lower trading volumes and less liquidity than developed markets.
- **Equity Securities Risk** — Stock markets are volatile. The price of equity securities fluctuates based on changes in a company's financial condition and overall market and economic conditions.
- **Foreign Securities Risk** — Foreign investments often involve special risks not present in U.S. investments that can increase the chances that the Fund will lose money. These risks include:
  - The Fund generally holds its foreign securities and cash in foreign banks and securities depositories, which may be recently organized or new to the foreign custody business and may be subject to only limited or no regulatory oversight.
  - Changes in foreign currency exchange rates can affect the value of the Fund's portfolio.
  - The economies of certain foreign markets may not compare favorably with the economy of the United States with respect to such issues as growth of gross national product, reinvestment of capital, resources and balance of payments position.
  - The governments of certain countries, or the U.S. Government with respect to certain countries, may prohibit or impose substantial restrictions through capital controls and/or sanctions on foreign investments in the capital markets or certain industries in those countries, which may prohibit or restrict the ability to own or transfer currency, securities, derivatives or other assets.
  - Many foreign governments do not supervise and regulate stock exchanges, brokers and the sale of securities to the same extent as does the United States and may not have laws to protect investors that are comparable to U.S. securities laws.
  - Settlement and clearance procedures in certain foreign markets may result in delays in payment for or delivery of securities not typically associated with settlement and clearance of U.S. investments.
  - The Fund's claims to recover foreign withholding taxes may not be successful, and if the likelihood of recovery of foreign withholding taxes materially decreases, due to, for example, a change in tax regulation or approach in the foreign country, accruals in the Fund's net asset value for such refunds may be written down partially or in full, which will adversely affect the Fund's net asset value.

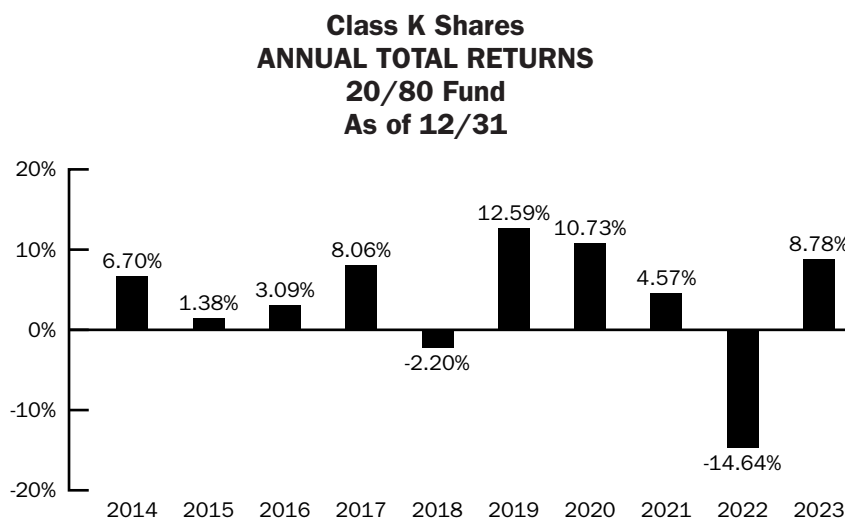
- The European financial markets have recently experienced volatility and adverse trends due to concerns about economic downturns in, or rising government debt levels of, several European countries as well as acts of war in the region. These events may spread to other countries in Europe and may affect the value and liquidity of certain of the Fund's investments.
- **High Portfolio Turnover Risk** — The Fund may engage in active and frequent trading of its portfolio securities. High portfolio turnover (more than 100%) may result in increased transaction costs to the Fund, including brokerage commissions, dealer mark-ups and other transaction costs on the sale of the securities and on reinvestment in other securities. The sale of Fund portfolio securities may result in the realization and/or distribution to shareholders of higher capital gains or losses as compared to a fund with less active trading policies. These effects of higher than normal portfolio turnover may adversely affect Fund performance.
- **High Yield Bonds Risk** — Although junk bonds generally pay higher rates of interest than investment grade bonds, junk bonds are high risk investments that are considered speculative and may cause income and principal losses for the Fund.
- **Leverage Risk** — Some transactions may give rise to a form of economic leverage. These transactions may include, among others, derivatives, and may expose the Fund to greater risk and increase its costs. The use of leverage may cause the Fund to liquidate portfolio positions when it may not be advantageous to do so to satisfy its obligations or to meet the applicable requirements of the Investment Company Act of 1940, as amended, and the rules thereunder. Increases and decreases in the value of the Fund's portfolio will be magnified when the Fund uses leverage.
- **Market Risk and Selection Risk** — Market risk is the risk that one or more markets in which the Fund invests will go down in value, including the possibility that the markets will go down sharply and unpredictably. The value of a security or other asset may decline due to changes in general market conditions, economic trends or events that are not specifically related to the issuer of the security or other asset, or factors that affect a particular issuer or issuers, exchange, country, group of countries, region, market, industry, group of industries, sector or asset class. Local, regional or global events such as war, acts of terrorism, the spread of infectious illness or other public health issues like pandemics or epidemics, recessions, or other events could have a significant impact on the Fund and its investments. Selection risk is the risk that the securities selected by Fund management will underperform the markets, the relevant indices or the securities selected by other funds with similar investment objectives and investment strategies. This means you may lose money.  
  
An outbreak of an infectious coronavirus (COVID-19) that was first detected in December 2019 developed into a global pandemic that has resulted in numerous disruptions in the market and has had significant economic impact leaving general concern and uncertainty. Although vaccines have been developed and approved for use by various governments, the duration of the pandemic and its effects cannot be predicted with certainty. The impact of this coronavirus, and other epidemics and pandemics that may arise in the future, could affect the economies of many nations, individual companies and the market in general ways that cannot necessarily be foreseen at the present time.
- **Mid Cap Securities Risk** — The securities of mid cap companies generally trade in lower volumes and are generally subject to greater and less predictable price changes than the securities of larger capitalization companies.
- **Real Estate-Related Securities Risk** — The main risk of real estate-related securities is that the value of the underlying real estate may go down. Many factors may affect real estate values. These factors include both the general and local economies, vacancy rates, changes in rent schedules, tenant bankruptcies, the ability to re-lease space under expiring leases on attractive terms, the amount of new construction in a particular area, the laws and regulations (including zoning, environmental and tax laws) affecting real estate and the costs of owning, maintaining and improving real estate. The availability of mortgage financing and changes in interest rates may also affect real estate values. If the Fund's real estate-related investments are concentrated in one geographic area or in one property type, the Fund will be particularly subject to the risks associated with that area or property type. Many issuers of real estate-related securities are highly leveraged, which increases the risk to holders of such securities. The value of the securities the Fund buys will not necessarily track the value of the underlying investments of the issuers of such securities. In addition, certain issuers of real estate-related securities may have developed or commenced development on properties and may develop additional properties in the future. Real estate development involves significant risks in addition to those involved in the ownership and operation of established properties. Real estate securities may have limited diversification and are, therefore, subject to risks inherent in operating and financing a limited number of projects. Real estate securities are also subject to heavy cash flow dependency and defaults by borrowers or tenants.
- **Risk of Investing in the United States** — Certain changes in the U.S. economy, such as when the U.S. economy weakens or when its financial markets decline, may have an adverse effect on the securities to which the Fund has exposure.

■ **Small Cap and Emerging Growth Securities Risk** — Small cap or emerging growth companies may have limited product lines or markets. They may be less financially secure than larger, more established companies. They may depend on a more limited management group than larger capitalized companies.

## Performance Information

The information shows you how the Fund's performance has varied year by year and provides some indication of the risks of investing in the Fund. The performance information for periods prior to March 28, 2016, the commencement of operations of Class K Shares, shows the performance of the Fund's Institutional Shares. The performance of the Fund's Class K Shares would be substantially similar to Institutional Shares because Class K Shares and Institutional Shares invest in the same portfolio of securities and performance would only differ to the extent that Class K Shares and Institutional Shares have different expenses. The actual returns of Class K Shares would have been higher than those of the Institutional Shares because Class K Shares have lower expenses than the Institutional Shares. The Fund's returns prior to June 3, 2015 as reflected in the bar chart and the table are the returns of the Fund that followed a different investment objective and different investment strategies under the name "BlackRock Conservative Prepared Portfolio." The table compares the Fund's performance to that of the Bloomberg U.S. Universal Index and a customized weighted index comprised of the returns of the MSCI All Country World Index (the "MSCI ACWI Index") (14%), MSCI USA Index (6%) and Bloomberg U.S. Universal Index (80%).

To the extent that dividends and distributions have been paid by the Fund, the performance information for the Fund in the chart and table assumes reinvestment of the dividends and distributions. As with all such investments, past performance (before and after taxes) is not an indication of future results. The table includes all applicable fees. If the Fund's investment manager and its affiliates had not waived or reimbursed certain Fund expenses during these periods, the Fund's returns would have been lower. Updated information on the Fund's performance, including its current net asset value, can be obtained by visiting <http://www.blackrock.com> or can be obtained by phone at 800-882-0052.



During the ten-year period shown in the bar chart, the highest return for a quarter was 7.62% (quarter ended December 31, 2023) and the lowest return for a quarter was -8.14% (quarter ended June 30, 2022).

### For the periods ended 12/31/23 Average Annual Total Returns

	1 Year	5 Years	10 Years
BlackRock 20/80 Target Allocation Fund — Class K Shares			
Return Before Taxes	8.78%	3.90%	3.62%
Return After Taxes on Distributions	7.33%	2.55%	2.12%
Return After Taxes on Distributions and Sale of Fund Shares	5.26%	2.57%	2.30%
Bloomberg U.S. Universal Index (Reflects no deduction for fees, expenses or taxes)	6.17%	1.44%	2.08%
MSCI ACWI Index (14%); MSCI USA Index (6%); Bloomberg U.S. Universal Index (80%) (Reflects no deduction for fees, expenses or taxes)	9.51%	3.87%	3.59%

After-tax returns are calculated using the historical highest individual federal marginal income tax rates and do not reflect the impact of state and local taxes. Actual after-tax returns depend on the investor's tax situation and may



differ from those shown, and the after-tax returns shown are not relevant to investors who hold their shares through tax-deferred arrangements, such as 401(k) plans or individual retirement accounts.

## ***Investment Manager***

---

The Fund's investment manager is BlackRock Advisors, LLC (previously defined as "BlackRock").

## ***Portfolio Managers***

---

<b>Portfolio Manager</b>	<b>Portfolio Manager of the Fund Since</b>	<b>Title</b>
Michael Gates, CFA	2015	Managing Director of BlackRock, Inc.
Lisa O'Connor, CFA	2019	Managing Director of BlackRock, Inc.

## ***Purchase and Sale of Fund Shares***

---

Class K Shares of the Fund are available only to (i) certain employee benefit plans, such as health savings accounts, and certain employer-sponsored retirement plans (not including SEP IRAs, SIMPLE IRAs and SARSEPs) (collectively, "Employer-Sponsored Retirement Plans"), (ii) collective trust funds, investment companies and other pooled investment vehicles, each of which may purchase shares of the Fund through a Financial Intermediary that has entered into an agreement with the Fund's distributor to purchase such shares, (iii) "Institutional Investors," which include, but are not limited to, endowments, foundations, family offices, banks and bank trusts, local, city, and state governmental institutions, corporations and insurance company separate accounts, each of which may purchase shares of the Fund through a Financial Intermediary that has entered into an agreement with the Fund's distributor to purchase such shares, (iv) clients of private banks that purchase shares of the Fund through a Financial Intermediary that has entered into an agreement with the Fund's distributor to sell such shares; (v) fee-based advisory platforms of a Financial Intermediary that (a) has specifically acknowledged in a written agreement with the Fund's distributor and/or its affiliate(s) that the Financial Intermediary shall offer such shares to fee-based advisory clients through an omnibus account held at the Fund or (b) transacts in the Fund's shares through another intermediary that has executed such an agreement and (vi) any other investors who met the eligibility criteria for BlackRock Shares or Class K Shares prior to August 15, 2016 and have continually held Class K Shares of the Fund in the same account since August 15, 2016.

You may purchase or redeem shares of the Fund each day the New York Stock Exchange is open. Purchase orders may also be placed by calling (800) 537-4942, by mail (c/o BlackRock, P.O. Box 534429, Pittsburgh, Pennsylvania 15253-4429), or online at [www.blackrock.com](http://www.blackrock.com). Institutional Investors are subject to a \$5 million minimum initial investment requirement. Other investors, including Employer-Sponsored Retirement Plans, have no minimum initial investment requirement. There is no minimum investment amount for additional purchases.

## ***Tax Information***

---

Different income tax rules apply depending on whether you are invested through a qualified tax-exempt plan described in section 401(a) of the Internal Revenue Code of 1986, as amended. If you are invested through such a plan (and Fund shares are not "debt-financed property" to the plan), then the dividends paid by the Fund and the gain realized from a redemption or exchange of Fund shares will generally not be subject to U.S. federal income taxes until you withdraw or receive distributions from the plan. If you are not invested through such a plan, then the Fund's dividends and gain from a redemption or exchange may be subject to U.S. federal income taxes and may be taxed as ordinary income or capital gains, unless you are a tax-exempt investor.

## ***Payments to Broker/Dealers and Other Financial Intermediaries***

---

If you purchase shares of the Fund through a Financial Intermediary, the Fund and BlackRock Investments, LLC, the Fund's distributor, or its affiliates may pay the Financial Intermediary for the sale of Fund shares and related services. These payments may create a conflict of interest by influencing the Financial Intermediary and your individual financial professional to recommend the Fund over another investment.

Class K Shares are only available through a Financial Intermediary if the Financial Intermediary will not receive from Fund assets, or the Fund's distributor's or an affiliate's resources, any commission payments, shareholder servicing fees (including sub-transfer agent and networking fees), or distribution fees (including Rule 12b-1 fees) with respect to assets invested in Class K Shares.

Ask your individual financial professional or visit your Financial Intermediary's website for more information.

# Fund Overview

## Key Facts About BlackRock 40/60 Target Allocation Fund

### Investment Objective

The investment objective of the BlackRock 40/60 Target Allocation Fund (“40/60 Fund” or the “Fund”) is to seek a balance between long term capital appreciation and high current income, with an emphasis on income.

### Fees and Expenses of the Fund

This table describes the fees and expenses that you may pay if you buy, hold and sell Class K Shares of the Fund. **You may pay other fees, such as brokerage commissions and other fees to your financial professional or your selected securities dealer, broker, investment adviser, service provider or industry professional (including BlackRock Advisors, LLC (“BlackRock”) and its affiliates) (each, a “Financial Intermediary”), which are not reflected in the table and example below.**

<b>Annual Fund Operating Expenses (expenses that you pay each year as a percentage of the value of your investment)</b>	<b>Class K Shares</b>
Management Fee	None
Distribution and/or Service (12b-1) Fees	None
Other Expenses	0.14%
Acquired Fund Fees and Expenses <sup>1</sup>	0.18%
Total Annual Fund Operating Expenses <sup>1</sup>	0.32%
Fee Waivers and/or Expense Reimbursements <sup>2</sup>	(0.07)%
Total Annual Fund Operating Expenses After Fee Waivers and/or Expense Reimbursements <sup>2</sup>	0.25%

<sup>1</sup> The Total Annual Fund Operating Expenses do not correlate to the ratios of expenses to average net assets given in the Fund’s most recent annual report, which do not include Acquired Fund Fees and Expenses.

<sup>2</sup> As described in the “Management of the Funds” section of the Fund’s prospectus on page 134, BlackRock has contractually agreed to waive and/or reimburse fees or expenses in order to limit Total Annual Fund Operating Expenses After Fee Waivers and/or Expense Reimbursements (excluding Dividend Expense, Interest Expense, Acquired Fund (underlying fund) Fees and Expenses and certain other Fund expenses) as a percentage of average daily net assets to 0.07% of average daily net assets through June 30, 2025. The contractual agreement may be terminated upon 90 days’ notice by a majority of the non-interested trustees of BlackRock Funds II or by a vote of a majority of the outstanding voting securities of the Fund.

### Example:

This Example is intended to help you compare the cost of investing in the Fund with the cost of investing in other mutual funds. The Example assumes that you invest \$10,000 in the Fund for the time periods indicated and then redeem all of your shares at the end of those periods. The Example also assumes that your investment has a 5% return each year and that the Fund’s operating expenses remain the same. Although your actual costs may be higher or lower, based on these assumptions your costs would be:

	<b>1 Year</b>	<b>3 Years</b>	<b>5 Years</b>	<b>10 Years</b>
Class K Shares	\$26	\$96	\$173	\$399

### Portfolio Turnover:

The Fund pays transaction costs, such as commissions, when it buys and sells securities (or “turns over” its portfolio). A higher portfolio turnover rate may indicate higher transaction costs and may result in higher taxes when shares are held in a taxable account. These costs, which are not reflected in annual fund operating expenses or in the Example, affect the Fund’s performance. During the most recent fiscal year, the Fund’s portfolio turnover rate was 101% of the average value of its portfolio.

## ***Principal Investment Strategies of the Fund***

---

The Fund, which is a fund of funds, normally intends to obtain exposure to equity securities (and certain other instruments described below) in an amount equal to 40% of its assets and exposure to fixed-income securities in an amount equal to 60% of its assets. The Fund intends to obtain this exposure primarily through investments in underlying funds, including exchange-traded funds (“ETFs”). Under normal circumstances, the Fund intends to invest primarily in affiliated open-end funds and affiliated ETFs.

In general, the Fund invests in three different kinds of underlying funds: those that invest primarily in equity securities or certain other instruments described below (referred to as “equity funds”), those that invest primarily in fixed-income securities (referred to as “fixed-income funds”), and those that invest in a mix of securities and other instruments in which equity funds and fixed-income funds invest (referred to as “multi-asset funds”). Equity funds may include funds that invest in, among other things, domestic and international equities, real estate-related securities or instruments and commodity-related securities or instruments. Fixed-income funds may include funds that invest in, among other things, domestic and non-U.S. bonds, U.S. Government securities, mortgage-backed securities, high yield (or junk) bonds, and cash or money market instruments. Multi-asset funds may include funds that invest in any of the securities or instruments in which equity funds or fixed-income funds may invest.

Variations in the target asset allocation between equity and fixed-income securities, through investments in underlying funds, are permitted up to 10%. Therefore, based on a target equity/fixed-income allocation of 40%/60%, the Fund may have an equity/fixed-income allocation that ranges from 50%/50% to 30%/70%. Although variations beyond the 10% range are generally not permitted, BlackRock may determine in light of market conditions or other factors that a greater variation is warranted to protect the Fund or achieve its investment goal.

The Fund’s equity allocation may be further diversified by style (including both value and growth funds), market capitalization (including both large cap and small cap funds), globally (including domestic and international (including emerging market) funds), or other factors. The Fund’s fixed-income allocation may be further diversified by sector (including government, corporate, agency, mortgage-backed securities, and other sectors), duration (a calculation of the average life of a bond which measures its price risk), credit quality (including non-investment grade debt or “junk bonds”), geographic location, or other factors. The percentage allocation to the various types of equity and fixed-income securities are determined at the discretion of the portfolio managers and can be changed to reflect the current market environment.

The Fund may have indirect exposure to derivative instruments through its investments in certain underlying funds.

## ***Principal Risks of Investing in the Fund***

---

Risk is inherent in all investing. The value of your investment in the Fund, as well as the amount of return you receive on your investment, may fluctuate significantly from day to day and over time. You may lose part or all of your investment in the Fund or your investment may not perform as well as other similar investments. Through its investments in underlying funds, the Fund will be subject to the risks associated with the underlying funds’ investments. Please see “Details About the Funds — Investment Risks — Principal Risks of the Underlying Funds” for a description of these risks. The following is a summary description of principal risks of investing in the Fund. The relative significance of each risk factor below may change over time and you should review each risk factor carefully.

■ **Investments in Mutual Funds and ETFs Risk** — The Fund’s investments are concentrated in underlying BlackRock funds, so the Fund’s investment performance is directly related to the performance of the underlying funds. The Fund may also directly invest in ETFs. The Fund’s net asset value will change with changes in the equity and bond markets and the value of the mutual funds, ETFs and other securities in which it invests. An investment in the Fund will entail more direct and indirect costs and expenses than a direct investment in the underlying funds and ETFs. For example, the Fund indirectly pays a portion of the expenses (including operating expenses and management fees) incurred by the underlying funds and ETFs.

■ **Allocation Risk** — The Fund’s ability to achieve its investment objective depends upon BlackRock’s skill in determining the Fund’s strategic asset class allocation and in selecting the best mix of underlying funds and direct investments. There is a risk that BlackRock’s evaluations and assumptions regarding asset classes or underlying funds may be incorrect in view of actual market conditions. In addition, the asset allocation or the combination of underlying funds determined by BlackRock could result in underperformance as compared to funds with similar investment objectives and strategies.

■ **Affiliated Fund Risk** — In managing the Fund, BlackRock will have authority to select and substitute underlying funds. BlackRock may be subject to potential conflicts of interest in selecting underlying funds because the fees paid to BlackRock by some underlying funds are higher than the fees paid by other underlying funds. However,

BlackRock is a fiduciary to the Fund and is legally obligated to act in the Fund's best interests when selecting underlying funds. If an underlying fund holds interests in an affiliated fund, the Fund may be prohibited from purchasing shares of that underlying fund.

■ **Commodities Related Investments Risk** — Exposure to the commodities markets may subject the Fund to greater volatility than investments in traditional securities. The value of commodity-linked derivative investments may be affected by changes in overall market movements, commodity index volatility, changes in inflation, interest rates, or factors affecting a particular industry or commodity, such as drought, floods, weather, embargoes, tariffs and international economic, political and regulatory developments.

■ **Debt Securities Risk** — Debt securities, such as bonds, involve risks, such as credit risk, interest rate risk, extension risk, and prepayment risk, each of which are described in further detail below:

*Credit Risk* — Credit risk refers to the possibility that the issuer of a debt security (i.e., the borrower) will not be able to make payments of interest and principal when due. Changes in an issuer's credit rating or the market's perception of an issuer's creditworthiness may also affect the value of the Fund's investment in that issuer. The degree of credit risk depends on both the financial condition of the issuer and the terms of the obligation.

*Interest Rate Risk* — The market value of bonds and other fixed-income securities changes in response to interest rate changes and other factors. Interest rate risk is the risk that prices of bonds and other fixed-income securities will increase as interest rates fall and decrease as interest rates rise.

The Fund may be subject to a greater risk of rising interest rates due to the recent period of historically low interest rates. For example, if interest rates increase by 1%, assuming a current portfolio duration of ten years, and all other factors being equal, the value of the Fund's investments would be expected to decrease by 10%. (Duration is a measure of the price sensitivity of a debt security or portfolio of debt securities to relative changes in interest rates.) The magnitude of these fluctuations in the market price of bonds and other fixed-income securities is generally greater for those securities with longer maturities. Fluctuations in the market price of the Fund's investments will not affect interest income derived from instruments already owned by the Fund, but will be reflected in the Fund's net asset value. The Fund may lose money if short-term or long-term interest rates rise sharply in a manner not anticipated by Fund management.

To the extent the Fund invests in debt securities that may be prepaid at the option of the obligor (such as mortgage-backed securities), the sensitivity of such securities to changes in interest rates may increase (to the detriment of the Fund) when interest rates rise. Moreover, because rates on certain floating rate debt securities typically reset only periodically, changes in prevailing interest rates (and particularly sudden and significant changes) can be expected to cause some fluctuations in the net asset value of the Fund to the extent that it invests in floating rate debt securities.

These basic principles of bond prices also apply to U.S. Government securities. A security backed by the "full faith and credit" of the U.S. Government is guaranteed only as to its stated interest rate and face value at maturity, not its current market price. Just like other fixed-income securities, government-guaranteed securities will fluctuate in value when interest rates change.

A general rise in interest rates has the potential to cause investors to move out of fixed-income securities on a large scale, which may increase redemptions from funds that hold large amounts of fixed-income securities. Heavy redemptions could cause the Fund to sell assets at inopportune times or at a loss or depressed value and could hurt the Fund's performance.

*Extension Risk* — When interest rates rise, certain obligations will be paid off by the obligor more slowly than anticipated, causing the value of these obligations to fall.

*Prepayment Risk* — When interest rates fall, certain obligations will be paid off by the obligor more quickly than originally anticipated, and the Fund may have to invest the proceeds in securities with lower yields.

■ **Derivatives Risk** — The Fund's use of derivatives may increase its costs, reduce the Fund's returns and/or increase volatility. Derivatives involve significant risks, including:

*Leverage Risk* — The Fund's use of derivatives can magnify the Fund's gains and losses. Relatively small market movements may result in large changes in the value of a derivatives position and can result in losses that greatly exceed the amount originally invested.

*Market Risk* — Some derivatives are more sensitive to interest rate changes and market price fluctuations than other securities. The Fund could also suffer losses related to its derivatives positions as a result of unanticipated market movements, which losses are potentially unlimited. Finally, BlackRock may not be able to predict correctly the direction of securities prices, interest rates and other economic factors, which could cause the Fund's derivatives positions to lose value.

*Counterparty Risk* — Derivatives are also subject to counterparty risk, which is the risk that the other party in the transaction will be unable or unwilling to fulfill its contractual obligation, and the related risks of having concentrated exposure to such a counterparty.

*Illiquidity Risk* — The possible lack of a liquid secondary market for derivatives and the resulting inability of the Fund to sell or otherwise close a derivatives position could expose the Fund to losses and could make derivatives more difficult for the Fund to value accurately.

*Operational Risk* — The use of derivatives includes the risk of potential operational issues, including documentation issues, settlement issues, systems failures, inadequate controls and human error.

*Legal Risk* — The risk of insufficient documentation, insufficient capacity or authority of counterparty, or legality or enforceability of a contract.

*Volatility and Correlation Risk* — Volatility is defined as the characteristic of a security, an index or a market to fluctuate significantly in price within a short time period. A risk of the Fund's use of derivatives is that the fluctuations in their values may not correlate with the overall securities markets.

*Valuation Risk* — Valuation for derivatives may not be readily available in the market. Valuation may be more difficult in times of market turmoil since many investors and market makers may be reluctant to purchase complex instruments or quote prices for them.

*Hedging Risk* — Hedges are sometimes subject to imperfect matching between the derivative and the underlying security, and there can be no assurance that the Fund's hedging transactions will be effective. The use of hedging may result in certain adverse tax consequences.

*Tax Risk* — Certain aspects of the tax treatment of derivative instruments, including swap agreements and commodity-linked derivative instruments, are currently unclear and may be affected by changes in legislation, regulations or other legally binding authority. Such treatment may be less favorable than that given to a direct investment in an underlying asset and may adversely affect the timing, character and amount of income the Fund realizes from its investments.

- **Emerging Markets Risk** — Emerging markets are riskier than more developed markets because they tend to develop unevenly and may never fully develop. Investments in emerging markets may be considered speculative. Emerging markets are more likely to experience hyperinflation and currency devaluations, which adversely affect returns to U.S. investors. In addition, many emerging securities markets have far lower trading volumes and less liquidity than developed markets.
- **Equity Securities Risk** — Stock markets are volatile. The price of equity securities fluctuates based on changes in a company's financial condition and overall market and economic conditions.
- **Foreign Securities Risk** — Foreign investments often involve special risks not present in U.S. investments that can increase the chances that the Fund will lose money. These risks include:
  - The Fund generally holds its foreign securities and cash in foreign banks and securities depositories, which may be recently organized or new to the foreign custody business and may be subject to only limited or no regulatory oversight.
  - Changes in foreign currency exchange rates can affect the value of the Fund's portfolio.
  - The economies of certain foreign markets may not compare favorably with the economy of the United States with respect to such issues as growth of gross national product, reinvestment of capital, resources and balance of payments position.
  - The governments of certain countries, or the U.S. Government with respect to certain countries, may prohibit or impose substantial restrictions through capital controls and/or sanctions on foreign investments in the capital markets or certain industries in those countries, which may prohibit or restrict the ability to own or transfer currency, securities, derivatives or other assets.
  - Many foreign governments do not supervise and regulate stock exchanges, brokers and the sale of securities to the same extent as does the United States and may not have laws to protect investors that are comparable to U.S. securities laws.
  - Settlement and clearance procedures in certain foreign markets may result in delays in payment for or delivery of securities not typically associated with settlement and clearance of U.S. investments.
  - The Fund's claims to recover foreign withholding taxes may not be successful, and if the likelihood of recovery of foreign withholding taxes materially decreases, due to, for example, a change in tax regulation or approach in the foreign country, accruals in the Fund's net asset value for such refunds may be written down partially or in full, which will adversely affect the Fund's net asset value.

- The European financial markets have recently experienced volatility and adverse trends due to concerns about economic downturns in, or rising government debt levels of, several European countries as well as acts of war in the region. These events may spread to other countries in Europe and may affect the value and liquidity of certain of the Fund's investments.
- **High Portfolio Turnover Risk** — The Fund may engage in active and frequent trading of its portfolio securities. High portfolio turnover (more than 100%) may result in increased transaction costs to the Fund, including brokerage commissions, dealer mark-ups and other transaction costs on the sale of the securities and on reinvestment in other securities. The sale of Fund portfolio securities may result in the realization and/or distribution to shareholders of higher capital gains or losses as compared to a fund with less active trading policies. These effects of higher than normal portfolio turnover may adversely affect Fund performance.
- **High Yield Bonds Risk** — Although junk bonds generally pay higher rates of interest than investment grade bonds, junk bonds are high risk investments that are considered speculative and may cause income and principal losses for the Fund.
- **Leverage Risk** — Some transactions may give rise to a form of economic leverage. These transactions may include, among others, derivatives, and may expose the Fund to greater risk and increase its costs. The use of leverage may cause the Fund to liquidate portfolio positions when it may not be advantageous to do so to satisfy its obligations or to meet the applicable requirements of the Investment Company Act of 1940, as amended, and the rules thereunder. Increases and decreases in the value of the Fund's portfolio will be magnified when the Fund uses leverage.
- **Market Risk and Selection Risk** — Market risk is the risk that one or more markets in which the Fund invests will go down in value, including the possibility that the markets will go down sharply and unpredictably. The value of a security or other asset may decline due to changes in general market conditions, economic trends or events that are not specifically related to the issuer of the security or other asset, or factors that affect a particular issuer or issuers, exchange, country, group of countries, region, market, industry, group of industries, sector or asset class. Local, regional or global events such as war, acts of terrorism, the spread of infectious illness or other public health issues like pandemics or epidemics, recessions, or other events could have a significant impact on the Fund and its investments. Selection risk is the risk that the securities selected by Fund management will underperform the markets, the relevant indices or the securities selected by other funds with similar investment objectives and investment strategies. This means you may lose money.

An outbreak of an infectious coronavirus (COVID-19) that was first detected in December 2019 developed into a global pandemic that has resulted in numerous disruptions in the market and has had significant economic impact leaving general concern and uncertainty. Although vaccines have been developed and approved for use by various governments, the duration of the pandemic and its effects cannot be predicted with certainty. The impact of this coronavirus, and other epidemics and pandemics that may arise in the future, could affect the economies of many nations, individual companies and the market in general ways that cannot necessarily be foreseen at the present time.

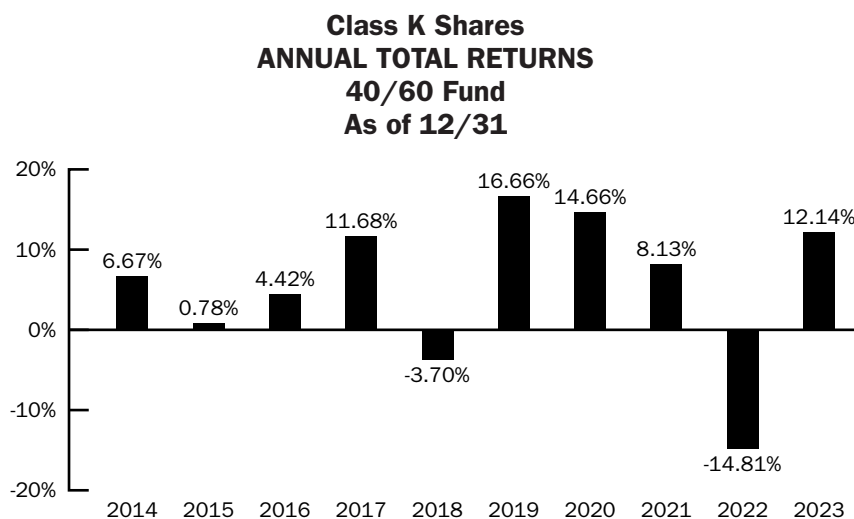
- **Mid Cap Securities Risk** — The securities of mid cap companies generally trade in lower volumes and are generally subject to greater and less predictable price changes than the securities of larger capitalization companies.
- **Real Estate-Related Securities Risk** — The main risk of real estate-related securities is that the value of the underlying real estate may go down. Many factors may affect real estate values. These factors include both the general and local economies, vacancy rates, changes in rent schedules, tenant bankruptcies, the ability to re-lease space under expiring leases on attractive terms, the amount of new construction in a particular area, the laws and regulations (including zoning, environmental and tax laws) affecting real estate and the costs of owning, maintaining and improving real estate. The availability of mortgage financing and changes in interest rates may also affect real estate values. If the Fund's real estate-related investments are concentrated in one geographic area or in one property type, the Fund will be particularly subject to the risks associated with that area or property type. Many issuers of real estate-related securities are highly leveraged, which increases the risk to holders of such securities. The value of the securities the Fund buys will not necessarily track the value of the underlying investments of the issuers of such securities. In addition, certain issuers of real estate-related securities may have developed or commenced development on properties and may develop additional properties in the future. Real estate development involves significant risks in addition to those involved in the ownership and operation of established properties. Real estate securities may have limited diversification and are, therefore, subject to risks inherent in operating and financing a limited number of projects. Real estate securities are also subject to heavy cash flow dependency and defaults by borrowers or tenants.
- **Risk of Investing in the United States** — Certain changes in the U.S. economy, such as when the U.S. economy weakens or when its financial markets decline, may have an adverse effect on the securities to which the Fund has exposure.

■ **Small Cap and Emerging Growth Securities Risk** — Small cap or emerging growth companies may have limited product lines or markets. They may be less financially secure than larger, more established companies. They may depend on a more limited management group than larger capitalized companies.

## Performance Information

The information shows you how the Fund's performance has varied year by year and provides some indication of the risks of investing in the Fund. The performance information for periods prior to March 28, 2016, the commencement of operations of Class K Shares, shows the performance of the Fund's Institutional Shares. The performance of the Fund's Class K Shares would be substantially similar to Institutional Shares because Class K Shares and Institutional Shares invest in the same portfolio of securities and performance would only differ to the extent that Class K Shares and Institutional Shares have different expenses. The actual returns of Class K Shares would have been higher than those of the Institutional Shares because Class K Shares have lower expenses than the Institutional Shares. The Fund's returns prior to June 3, 2015 as reflected in the bar chart and the table are the returns of the Fund that followed a different investment objective and different investment strategies under the name "BlackRock Moderate Prepared Portfolio." The table compares the Fund's performance to that of the MSCI All Country World Index (the "MSCI ACWI Index") and a customized weighted index comprised of the returns of the MSCI ACWI Index (28%), MSCI USA Index (12%) and Bloomberg U.S. Universal Index (60%).

To the extent that dividends and distributions have been paid by the Fund, the performance information for the Fund in the chart and table assumes reinvestment of the dividends and distributions. As with all such investments, past performance (before and after taxes) is not an indication of future results. The table includes all applicable fees. If the Fund's investment manager and its affiliates had not waived or reimbursed certain Fund expenses during these periods, the Fund's returns would have been lower. Updated information on the Fund's performance, including its current net asset value, can be obtained by visiting <http://www.blackrock.com> or can be obtained by phone at 800-882-0052.



During the ten-year period shown in the bar chart, the highest return for a quarter was 11.16% (quarter ended June 30, 2020) and the lowest return for a quarter was -9.95% (quarter ended June 30, 2022).

### For the periods ended 12/31/23 Average Annual Total Returns

	1 Year	5 Years	10 Years
BlackRock 40/60 Target Allocation Fund — Class K Shares			
Return Before Taxes	12.14%	6.68%	5.25%
Return After Taxes on Distributions	10.96%	5.35%	3.65%
Return After Taxes on Distributions and Sale of Fund Shares	7.33%	4.83%	3.63%
MSCI ACWI Index (Reflects no deduction for fees, expenses or taxes)	22.20%	11.72%	7.93%
MSCI ACWI Index (28%); MSCI USA Index (12%); Bloomberg U.S. Universal Index (60%) (Reflects no deduction for fees, expenses or taxes)	12.90%	6.22%	5.04%

After-tax returns are calculated using the historical highest individual federal marginal income tax rates and do not reflect the impact of state and local taxes. Actual after-tax returns depend on the investor's tax situation and may



differ from those shown, and the after-tax returns shown are not relevant to investors who hold their shares through tax-deferred arrangements, such as 401(k) plans or individual retirement accounts.

## ***Investment Manager***

---

The Fund's investment manager is BlackRock Advisors, LLC (previously defined as "BlackRock").

## ***Portfolio Managers***

---

<b>Portfolio Manager</b>	<b>Portfolio Manager of the Fund Since</b>	<b>Title</b>
Michael Gates, CFA	2015	Managing Director of BlackRock, Inc.
Lisa O'Connor, CFA	2019	Managing Director of BlackRock, Inc.

## ***Purchase and Sale of Fund Shares***

---

Class K Shares of the Fund are available only to (i) certain employee benefit plans, such as health savings accounts, and certain employer-sponsored retirement plans (not including SEP IRAs, SIMPLE IRAs and SARSEPs) (collectively, "Employer-Sponsored Retirement Plans"), (ii) collective trust funds, investment companies and other pooled investment vehicles, each of which may purchase shares of the Fund through a Financial Intermediary that has entered into an agreement with the Fund's distributor to purchase such shares, (iii) "Institutional Investors," which include, but are not limited to, endowments, foundations, family offices, banks and bank trusts, local, city, and state governmental institutions, corporations and insurance company separate accounts, each of which may purchase shares of the Fund through a Financial Intermediary that has entered into an agreement with the Fund's distributor to purchase such shares, (iv) clients of private banks that purchase shares of the Fund through a Financial Intermediary that has entered into an agreement with the Fund's distributor to sell such shares; (v) fee-based advisory platforms of a Financial Intermediary that (a) has specifically acknowledged in a written agreement with the Fund's distributor and/or its affiliate(s) that the Financial Intermediary shall offer such shares to fee-based advisory clients through an omnibus account held at the Fund or (b) transacts in the Fund's shares through another intermediary that has executed such an agreement and (vi) any other investors who met the eligibility criteria for BlackRock Shares or Class K Shares prior to August 15, 2016 and have continually held Class K Shares of the Fund in the same account since August 15, 2016.

You may purchase or redeem shares of the Fund each day the New York Stock Exchange is open. Purchase orders may also be placed by calling (800) 537-4942, by mail (c/o BlackRock, P.O. Box 534429, Pittsburgh, Pennsylvania 15253-4429), or online at [www.blackrock.com](http://www.blackrock.com). Institutional Investors are subject to a \$5 million minimum initial investment requirement. Other investors, including Employer-Sponsored Retirement Plans, have no minimum initial investment requirement. There is no minimum investment amount for additional purchases.

## ***Tax Information***

---

Different income tax rules apply depending on whether you are invested through a qualified tax-exempt plan described in section 401(a) of the Internal Revenue Code of 1986, as amended. If you are invested through such a plan (and Fund shares are not "debt-financed property" to the plan), then the dividends paid by the Fund and the gain realized from a redemption or exchange of Fund shares will generally not be subject to U.S. federal income taxes until you withdraw or receive distributions from the plan. If you are not invested through such a plan, then the Fund's dividends and gain from a redemption or exchange may be subject to U.S. federal income taxes and may be taxed as ordinary income or capital gains, unless you are a tax-exempt investor.

## ***Payments to Broker/Dealers and Other Financial Intermediaries***

---

If you purchase shares of the Fund through a Financial Intermediary, the Fund and BlackRock Investments, LLC, the Fund's distributor, or its affiliates may pay the Financial Intermediary for the sale of Fund shares and related services. These payments may create a conflict of interest by influencing the Financial Intermediary and your individual financial professional to recommend the Fund over another investment.

Class K Shares are only available through a Financial Intermediary if the Financial Intermediary will not receive from Fund assets, or the Fund's distributor's or an affiliate's resources, any commission payments, shareholder servicing fees (including sub-transfer agent and networking fees), or distribution fees (including Rule 12b-1 fees) with respect to assets invested in Class K Shares.

Ask your individual financial professional or visit your Financial Intermediary's website for more information.

# Fund Overview

## Key Facts About BlackRock 60/40 Target Allocation Fund

### Investment Objective

The investment objective of the BlackRock 60/40 Target Allocation Fund (“60/40 Fund” or the “Fund”) is to seek long term capital appreciation. Current income is also a consideration.

### Fees and Expenses of the Fund

This table describes the fees and expenses that you may pay if you buy, hold and sell Class K Shares of the Fund. **You may pay other fees, such as brokerage commissions and other fees to your financial professional or your selected securities dealer, broker, investment adviser, service provider or industry professional (including BlackRock Advisors, LLC (“BlackRock”) and its affiliates) (each, a “Financial Intermediary”), which are not reflected in the table and example below.**

Annual Fund Operating Expenses (expenses that you pay each year as a percentage of the value of your investment)	Class K Shares
Management Fee	None
Distribution and/or Service (12b-1) Fees	None
Other Expenses	0.10%
Acquired Fund Fees and Expenses <sup>1</sup>	0.20%
Total Annual Fund Operating Expenses <sup>1</sup>	0.30%
Fee Waivers and/or Expense Reimbursements <sup>2</sup>	(0.03)%
Total Annual Fund Operating Expenses After Fee Waivers and/or Expense Reimbursements <sup>2</sup>	0.27%

<sup>1</sup> The Total Annual Fund Operating Expenses do not correlate to the ratios of expenses to average net assets given in the Fund’s most recent annual report, which do not include Acquired Fund Fees and Expenses.

<sup>2</sup> As described in the “Management of the Funds” section of the Fund’s prospectus on page 134, BlackRock has contractually agreed to waive and/or reimburse fees or expenses in order to limit Total Annual Fund Operating Expenses After Fee Waivers and/or Expense Reimbursements (excluding Dividend Expense, Interest Expense, Acquired Fund (underlying fund) Fees and Expenses and certain other Fund expenses) as a percentage of average daily net assets to 0.07% of average daily net assets through June 30, 2025. The contractual agreement may be terminated upon 90 days’ notice by a majority of the non-interested trustees of BlackRock Funds II or by a vote of a majority of the outstanding voting securities of the Fund.

### Example:

This Example is intended to help you compare the cost of investing in the Fund with the cost of investing in other mutual funds. The Example assumes that you invest \$10,000 in the Fund for the time periods indicated and then redeem all of your shares at the end of those periods. The Example also assumes that your investment has a 5% return each year and that the Fund’s operating expenses remain the same. Although your actual costs may be higher or lower, based on these assumptions your costs would be:

	1 Year	3 Years	5 Years	10 Years
Class K Shares	\$28	\$93	\$166	\$378

### Portfolio Turnover:

The Fund pays transaction costs, such as commissions, when it buys and sells securities (or “turns over” its portfolio). A higher portfolio turnover rate may indicate higher transaction costs and may result in higher taxes when shares are held in a taxable account. These costs, which are not reflected in annual fund operating expenses or in the Example, affect the Fund’s performance. During the most recent fiscal year, the Fund’s portfolio turnover rate was 93% of the average value of its portfolio.

## ***Principal Investment Strategies of the Fund***

---

The Fund, which is a fund of funds, normally intends to obtain exposure to equity securities (and certain other instruments described below) in an amount equal to 60% of its assets and exposure to fixed-income securities in an amount equal to 40% of its assets. The Fund intends to obtain this exposure primarily through investments in underlying funds, including exchange-traded funds (“ETFs”). Under normal circumstances, the Fund intends to invest primarily in affiliated open-end funds and affiliated ETFs.

In general, the Fund invests in three different kinds of underlying funds: those that invest primarily in equity securities or certain other instruments described below (referred to as “equity funds”), those that invest primarily in fixed-income securities (referred to as “fixed-income funds”), and those that invest in a mix of securities and other instruments in which equity funds and fixed-income funds invest (referred to as “multi-asset funds”). Equity funds may include funds that invest in, among other things, domestic and international equities, real estate-related securities or instruments and commodity-related securities or instruments. Fixed-income funds may include funds that invest in, among other things, domestic and non-U.S. bonds, U.S. Government securities, mortgage-backed securities, high yield (or junk) bonds, and cash or money market instruments. Multi-asset funds may include funds that invest in any of the securities or instruments in which equity funds or fixed-income funds may invest.

Variations in the target asset allocation between equity and fixed-income securities, through investments in underlying funds, are permitted up to 10%. Therefore, based on a target equity/fixed-income allocation of 60%/40%, the Fund may have an equity/fixed-income allocation that ranges from 70%/30% to 50%/50%. Although variations beyond the 10% range are generally not permitted, BlackRock may determine in light of market conditions or other factors that a greater variation is warranted to protect the Fund or achieve its investment goal.

The Fund’s equity allocation may be further diversified by style (including both value and growth funds), market capitalization (including both large cap and small cap funds), globally (including domestic and international (including emerging market) funds), or other factors. The Fund’s fixed-income allocation may be further diversified by sector (including government, corporate, agency, mortgage-backed securities, and other sectors), duration (a calculation of the average life of a bond which measures its price risk), credit quality (including non-investment grade debt or “junk bonds”), geographic location, or other factors. The percentage allocation to the various types of equity and fixed-income securities are determined at the discretion of the portfolio managers and can be changed to reflect the current market environment.

The Fund may have indirect exposure to derivative instruments through its investments in certain underlying funds.

## ***Principal Risks of Investing in the Fund***

---

Risk is inherent in all investing. The value of your investment in the Fund, as well as the amount of return you receive on your investment, may fluctuate significantly from day to day and over time. You may lose part or all of your investment in the Fund or your investment may not perform as well as other similar investments. Through its investments in underlying funds, the Fund will be subject to the risks associated with the underlying funds’ investments. Please see “Details About the Funds — Investment Risks — Principal Risks of the Underlying Funds” for a description of these risks. The following is a summary description of principal risks of investing in the Fund. The relative significance of each risk factor below may change over time and you should review each risk factor carefully.

■ **Investments in Mutual Funds and ETFs Risk** — The Fund’s investments are concentrated in underlying BlackRock funds, so the Fund’s investment performance is directly related to the performance of the underlying funds. The Fund may also directly invest in ETFs. The Fund’s net asset value will change with changes in the equity and bond markets and the value of the mutual funds, ETFs and other securities in which it invests. An investment in the Fund will entail more direct and indirect costs and expenses than a direct investment in the underlying funds and ETFs. For example, the Fund indirectly pays a portion of the expenses (including operating expenses and management fees) incurred by the underlying funds and ETFs.

■ **Allocation Risk** — The Fund’s ability to achieve its investment objective depends upon BlackRock’s skill in determining the Fund’s strategic asset class allocation and in selecting the best mix of underlying funds and direct investments. There is a risk that BlackRock’s evaluations and assumptions regarding asset classes or underlying funds may be incorrect in view of actual market conditions. In addition, the asset allocation or the combination of underlying funds determined by BlackRock could result in underperformance as compared to funds with similar investment objectives and strategies.

■ **Affiliated Fund Risk** — In managing the Fund, BlackRock will have authority to select and substitute underlying funds. BlackRock may be subject to potential conflicts of interest in selecting underlying funds because the fees paid to BlackRock by some underlying funds are higher than the fees paid by other underlying funds. However,

BlackRock is a fiduciary to the Fund and is legally obligated to act in the Fund's best interests when selecting underlying funds. If an underlying fund holds interests in an affiliated fund, the Fund may be prohibited from purchasing shares of that underlying fund.

■ **Commodities Related Investments Risk** — Exposure to the commodities markets may subject the Fund to greater volatility than investments in traditional securities. The value of commodity-linked derivative investments may be affected by changes in overall market movements, commodity index volatility, changes in inflation, interest rates, or factors affecting a particular industry or commodity, such as drought, floods, weather, embargoes, tariffs and international economic, political and regulatory developments.

■ **Debt Securities Risk** — Debt securities, such as bonds, involve risks, such as credit risk, interest rate risk, extension risk, and prepayment risk, each of which are described in further detail below:

*Credit Risk* — Credit risk refers to the possibility that the issuer of a debt security (i.e., the borrower) will not be able to make payments of interest and principal when due. Changes in an issuer's credit rating or the market's perception of an issuer's creditworthiness may also affect the value of the Fund's investment in that issuer. The degree of credit risk depends on both the financial condition of the issuer and the terms of the obligation.

*Interest Rate Risk* — The market value of bonds and other fixed-income securities changes in response to interest rate changes and other factors. Interest rate risk is the risk that prices of bonds and other fixed-income securities will increase as interest rates fall and decrease as interest rates rise.

The Fund may be subject to a greater risk of rising interest rates due to the recent period of historically low interest rates. For example, if interest rates increase by 1%, assuming a current portfolio duration of ten years, and all other factors being equal, the value of the Fund's investments would be expected to decrease by 10%. (Duration is a measure of the price sensitivity of a debt security or portfolio of debt securities to relative changes in interest rates.) The magnitude of these fluctuations in the market price of bonds and other fixed-income securities is generally greater for those securities with longer maturities. Fluctuations in the market price of the Fund's investments will not affect interest income derived from instruments already owned by the Fund, but will be reflected in the Fund's net asset value. The Fund may lose money if short-term or long-term interest rates rise sharply in a manner not anticipated by Fund management.

To the extent the Fund invests in debt securities that may be prepaid at the option of the obligor (such as mortgage-backed securities), the sensitivity of such securities to changes in interest rates may increase (to the detriment of the Fund) when interest rates rise. Moreover, because rates on certain floating rate debt securities typically reset only periodically, changes in prevailing interest rates (and particularly sudden and significant changes) can be expected to cause some fluctuations in the net asset value of the Fund to the extent that it invests in floating rate debt securities.

These basic principles of bond prices also apply to U.S. Government securities. A security backed by the "full faith and credit" of the U.S. Government is guaranteed only as to its stated interest rate and face value at maturity, not its current market price. Just like other fixed-income securities, government-guaranteed securities will fluctuate in value when interest rates change.

A general rise in interest rates has the potential to cause investors to move out of fixed-income securities on a large scale, which may increase redemptions from funds that hold large amounts of fixed-income securities. Heavy redemptions could cause the Fund to sell assets at inopportune times or at a loss or depressed value and could hurt the Fund's performance.

*Extension Risk* — When interest rates rise, certain obligations will be paid off by the obligor more slowly than anticipated, causing the value of these obligations to fall.

*Prepayment Risk* — When interest rates fall, certain obligations will be paid off by the obligor more quickly than originally anticipated, and the Fund may have to invest the proceeds in securities with lower yields.

■ **Derivatives Risk** — The Fund's use of derivatives may increase its costs, reduce the Fund's returns and/or increase volatility. Derivatives involve significant risks, including:

*Leverage Risk* — The Fund's use of derivatives can magnify the Fund's gains and losses. Relatively small market movements may result in large changes in the value of a derivatives position and can result in losses that greatly exceed the amount originally invested.

*Market Risk* — Some derivatives are more sensitive to interest rate changes and market price fluctuations than other securities. The Fund could also suffer losses related to its derivatives positions as a result of unanticipated market movements, which losses are potentially unlimited. Finally, BlackRock may not be able to predict correctly the direction of securities prices, interest rates and other economic factors, which could cause the Fund's derivatives positions to lose value.

**Counterparty Risk** — Derivatives are also subject to counterparty risk, which is the risk that the other party in the transaction will be unable or unwilling to fulfill its contractual obligation, and the related risks of having concentrated exposure to such a counterparty.

**Illiquidity Risk** — The possible lack of a liquid secondary market for derivatives and the resulting inability of the Fund to sell or otherwise close a derivatives position could expose the Fund to losses and could make derivatives more difficult for the Fund to value accurately.

**Operational Risk** — The use of derivatives includes the risk of potential operational issues, including documentation issues, settlement issues, systems failures, inadequate controls and human error.

**Legal Risk** — The risk of insufficient documentation, insufficient capacity or authority of counterparty, or legality or enforceability of a contract.

**Volatility and Correlation Risk** — Volatility is defined as the characteristic of a security, an index or a market to fluctuate significantly in price within a short time period. A risk of the Fund's use of derivatives is that the fluctuations in their values may not correlate with the overall securities markets.

**Valuation Risk** — Valuation for derivatives may not be readily available in the market. Valuation may be more difficult in times of market turmoil since many investors and market makers may be reluctant to purchase complex instruments or quote prices for them.

**Hedging Risk** — Hedges are sometimes subject to imperfect matching between the derivative and the underlying security, and there can be no assurance that the Fund's hedging transactions will be effective. The use of hedging may result in certain adverse tax consequences.

**Tax Risk** — Certain aspects of the tax treatment of derivative instruments, including swap agreements and commodity-linked derivative instruments, are currently unclear and may be affected by changes in legislation, regulations or other legally binding authority. Such treatment may be less favorable than that given to a direct investment in an underlying asset and may adversely affect the timing, character and amount of income the Fund realizes from its investments.

- **Emerging Markets Risk** — Emerging markets are riskier than more developed markets because they tend to develop unevenly and may never fully develop. Investments in emerging markets may be considered speculative. Emerging markets are more likely to experience hyperinflation and currency devaluations, which adversely affect returns to U.S. investors. In addition, many emerging securities markets have far lower trading volumes and less liquidity than developed markets.
- **Equity Securities Risk** — Stock markets are volatile. The price of equity securities fluctuates based on changes in a company's financial condition and overall market and economic conditions.
- **Foreign Securities Risk** — Foreign investments often involve special risks not present in U.S. investments that can increase the chances that the Fund will lose money. These risks include:
  - The Fund generally holds its foreign securities and cash in foreign banks and securities depositories, which may be recently organized or new to the foreign custody business and may be subject to only limited or no regulatory oversight.
  - Changes in foreign currency exchange rates can affect the value of the Fund's portfolio.
  - The economies of certain foreign markets may not compare favorably with the economy of the United States with respect to such issues as growth of gross national product, reinvestment of capital, resources and balance of payments position.
  - The governments of certain countries, or the U.S. Government with respect to certain countries, may prohibit or impose substantial restrictions through capital controls and/or sanctions on foreign investments in the capital markets or certain industries in those countries, which may prohibit or restrict the ability to own or transfer currency, securities, derivatives or other assets.
  - Many foreign governments do not supervise and regulate stock exchanges, brokers and the sale of securities to the same extent as does the United States and may not have laws to protect investors that are comparable to U.S. securities laws.
  - Settlement and clearance procedures in certain foreign markets may result in delays in payment for or delivery of securities not typically associated with settlement and clearance of U.S. investments.
  - The Fund's claims to recover foreign withholding taxes may not be successful, and if the likelihood of recovery of foreign withholding taxes materially decreases, due to, for example, a change in tax regulation or approach in the foreign country, accruals in the Fund's net asset value for such refunds may be written down partially or in full, which will adversely affect the Fund's net asset value.

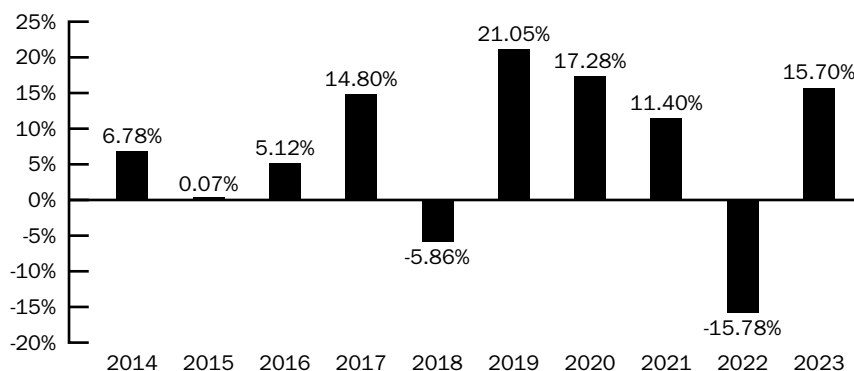
- The European financial markets have recently experienced volatility and adverse trends due to concerns about economic downturns in, or rising government debt levels of, several European countries as well as acts of war in the region. These events may spread to other countries in Europe and may affect the value and liquidity of certain of the Fund's investments.
- **High Yield Bonds Risk** — Although junk bonds generally pay higher rates of interest than investment grade bonds, junk bonds are high risk investments that are considered speculative and may cause income and principal losses for the Fund.
- **Leverage Risk** — Some transactions may give rise to a form of economic leverage. These transactions may include, among others, derivatives, and may expose the Fund to greater risk and increase its costs. The use of leverage may cause the Fund to liquidate portfolio positions when it may not be advantageous to do so to satisfy its obligations or to meet the applicable requirements of the Investment Company Act of 1940, as amended, and the rules thereunder. Increases and decreases in the value of the Fund's portfolio will be magnified when the Fund uses leverage.
- **Market Risk and Selection Risk** — Market risk is the risk that one or more markets in which the Fund invests will go down in value, including the possibility that the markets will go down sharply and unpredictably. The value of a security or other asset may decline due to changes in general market conditions, economic trends or events that are not specifically related to the issuer of the security or other asset, or factors that affect a particular issuer or issuers, exchange, country, group of countries, region, market, industry, group of industries, sector or asset class. Local, regional or global events such as war, acts of terrorism, the spread of infectious illness or other public health issues like pandemics or epidemics, recessions, or other events could have a significant impact on the Fund and its investments. Selection risk is the risk that the securities selected by Fund management will underperform the markets, the relevant indices or the securities selected by other funds with similar investment objectives and investment strategies. This means you may lose money.  
  
An outbreak of an infectious coronavirus (COVID-19) that was first detected in December 2019 developed into a global pandemic that has resulted in numerous disruptions in the market and has had significant economic impact leaving general concern and uncertainty. Although vaccines have been developed and approved for use by various governments, the duration of the pandemic and its effects cannot be predicted with certainty. The impact of this coronavirus, and other epidemics and pandemics that may arise in the future, could affect the economies of many nations, individual companies and the market in general ways that cannot necessarily be foreseen at the present time.
- **Mid Cap Securities Risk** — The securities of mid cap companies generally trade in lower volumes and are generally subject to greater and less predictable price changes than the securities of larger capitalization companies.
- **Real Estate-Related Securities Risk** — The main risk of real estate-related securities is that the value of the underlying real estate may go down. Many factors may affect real estate values. These factors include both the general and local economies, vacancy rates, changes in rent schedules, tenant bankruptcies, the ability to re-lease space under expiring leases on attractive terms, the amount of new construction in a particular area, the laws and regulations (including zoning, environmental and tax laws) affecting real estate and the costs of owning, maintaining and improving real estate. The availability of mortgage financing and changes in interest rates may also affect real estate values. If the Fund's real estate-related investments are concentrated in one geographic area or in one property type, the Fund will be particularly subject to the risks associated with that area or property type. Many issuers of real estate-related securities are highly leveraged, which increases the risk to holders of such securities. The value of the securities the Fund buys will not necessarily track the value of the underlying investments of the issuers of such securities. In addition, certain issuers of real estate-related securities may have developed or commenced development on properties and may develop additional properties in the future. Real estate development involves significant risks in addition to those involved in the ownership and operation of established properties. Real estate securities may have limited diversification and are, therefore, subject to risks inherent in operating and financing a limited number of projects. Real estate securities are also subject to heavy cash flow dependency and defaults by borrowers or tenants.
- **Risk of Investing in the United States** — Certain changes in the U.S. economy, such as when the U.S. economy weakens or when its financial markets decline, may have an adverse effect on the securities to which the Fund has exposure.
- **Small Cap and Emerging Growth Securities Risk** — Small cap or emerging growth companies may have limited product lines or markets. They may be less financially secure than larger, more established companies. They may depend on a more limited management group than larger capitalized companies.

## Performance Information

The information shows you how the Fund's performance has varied year by year and provides some indication of the risks of investing in the Fund. The performance information for periods prior to March 28, 2016, the commencement of operations of Class K Shares, shows the performance of the Fund's Institutional Shares. The performance of the Fund's Class K Shares would be substantially similar to Institutional Shares because Class K Shares and Institutional Shares invest in the same portfolio of securities and performance would only differ to the extent that Class K Shares and Institutional Shares have different expenses. The actual returns of Class K Shares would have been higher than those of the Institutional Shares because Class K Shares have lower expenses than the Institutional Shares. The Fund's returns prior to June 3, 2015 as reflected in the bar chart and the table are the returns of the Fund that followed different investment strategies under the name "BlackRock Growth Prepared Portfolio." The table compares the Fund's performance to that of the MSCI All Country World Index (the "MSCI ACWI Index") and a customized weighted index comprised of the returns of the MSCI ACWI Index (42%), MSCI USA Index (18%) and Bloomberg U.S. Universal Index (40%).

To the extent that dividends and distributions have been paid by the Fund, the performance information for the Fund in the chart and table assumes reinvestment of the dividends and distributions. As with all such investments, past performance (before and after taxes) is not an indication of future results. The table includes all applicable fees. If the Fund's investment manager and its affiliates had not waived or reimbursed certain Fund expenses during these periods, the Fund's returns would have been lower. Updated information on the Fund's performance, including its current net asset value, can be obtained by visiting <http://www.blackrock.com> or can be obtained by phone at 800-882-0052.

### Class K Shares ANNUAL TOTAL RETURNS 60/40 Fund As of 12/31



During the ten-year period shown in the bar chart, the highest return for a quarter was 14.63% (quarter ended June 30, 2020) and the lowest return for a quarter was -12.64% (quarter ended March 31, 2020).

#### For the periods ended 12/31/23 Average Annual Total Returns

	1 Year	5 Years	10 Years
BlackRock 60/40 Target Allocation Fund — Class K Shares			
Return Before Taxes	15.70%	9.03%	6.46%
Return After Taxes on Distributions	14.63%	7.68%	4.90%
Return After Taxes on Distributions and Sale of Fund Shares	9.62%	6.77%	4.66%
MSCI ACWI Index (Reflects no deduction for fees, expenses or taxes)	22.20%	11.72%	7.93%
MSCI ACWI Index (42%); MSCI USA Index (18%); Bloomberg U.S. Universal Index (40%) (Reflects no deduction for fees, expenses or taxes)	16.36%	8.50%	6.42%

After-tax returns are calculated using the historical highest individual federal marginal income tax rates and do not reflect the impact of state and local taxes. Actual after-tax returns depend on the investor's tax situation and may differ from those shown, and the after-tax returns shown are not relevant to investors who hold their shares through tax-deferred arrangements, such as 401(k) plans or individual retirement accounts.



## ***Investment Manager***

---

The Fund's investment manager is BlackRock Advisors, LLC (previously defined as "BlackRock").

## ***Portfolio Managers***

---

<b>Portfolio Manager</b>	<b>Portfolio Manager of the Fund Since</b>	<b>Title</b>
Michael Gates, CFA	2015	Managing Director of BlackRock, Inc.
Lisa O'Connor, CFA	2019	Managing Director of BlackRock, Inc.

## ***Purchase and Sale of Fund Shares***

---

Class K Shares of the Fund are available only to (i) certain employee benefit plans, such as health savings accounts, and certain employer-sponsored retirement plans (not including SEP IRAs, SIMPLE IRAs and SARSEPs) (collectively, "Employer-Sponsored Retirement Plans"), (ii) collective trust funds, investment companies and other pooled investment vehicles, each of which may purchase shares of the Fund through a Financial Intermediary that has entered into an agreement with the Fund's distributor to purchase such shares, (iii) "Institutional Investors," which include, but are not limited to, endowments, foundations, family offices, banks and bank trusts, local, city, and state governmental institutions, corporations and insurance company separate accounts, each of which may purchase shares of the Fund through a Financial Intermediary that has entered into an agreement with the Fund's distributor to purchase such shares, (iv) clients of private banks that purchase shares of the Fund through a Financial Intermediary that has entered into an agreement with the Fund's distributor to sell such shares; (v) fee-based advisory platforms of a Financial Intermediary that (a) has specifically acknowledged in a written agreement with the Fund's distributor and/or its affiliate(s) that the Financial Intermediary shall offer such shares to fee-based advisory clients through an omnibus account held at the Fund or (b) transacts in the Fund's shares through another intermediary that has executed such an agreement and (vi) any other investors who met the eligibility criteria for BlackRock Shares or Class K Shares prior to August 15, 2016 and have continually held Class K Shares of the Fund in the same account since August 15, 2016.

You may purchase or redeem shares of the Fund each day the New York Stock Exchange is open. Purchase orders may also be placed by calling (800) 537-4942, by mail (c/o BlackRock, P.O. Box 534429, Pittsburgh, Pennsylvania 15253-4429), or online at [www.blackrock.com](http://www.blackrock.com). Institutional Investors are subject to a \$5 million minimum initial investment requirement. Other investors, including Employer-Sponsored Retirement Plans, have no minimum initial investment requirement. There is no minimum investment amount for additional purchases.

## ***Tax Information***

---

Different income tax rules apply depending on whether you are invested through a qualified tax-exempt plan described in section 401(a) of the Internal Revenue Code of 1986, as amended. If you are invested through such a plan (and Fund shares are not "debt-financed property" to the plan), then the dividends paid by the Fund and the gain realized from a redemption or exchange of Fund shares will generally not be subject to U.S. federal income taxes until you withdraw or receive distributions from the plan. If you are not invested through such a plan, then the Fund's dividends and gain from a redemption or exchange may be subject to U.S. federal income taxes and may be taxed as ordinary income or capital gains, unless you are a tax-exempt investor.

## ***Payments to Broker/Dealers and Other Financial Intermediaries***

---

If you purchase shares of the Fund through a Financial Intermediary, the Fund and BlackRock Investments, LLC, the Fund's distributor, or its affiliates may pay the Financial Intermediary for the sale of Fund shares and related services. These payments may create a conflict of interest by influencing the Financial Intermediary and your individual financial professional to recommend the Fund over another investment.

Class K Shares are only available through a Financial Intermediary if the Financial Intermediary will not receive from Fund assets, or the Fund's distributor's or an affiliate's resources, any commission payments, shareholder servicing fees (including sub-transfer agent and networking fees), or distribution fees (including Rule 12b-1 fees) with respect to assets invested in Class K Shares.

Ask your individual financial professional or visit your Financial Intermediary's website for more information.

# Fund Overview

## Key Facts About BlackRock 80/20 Target Allocation Fund

### Investment Objective

The investment objective of the BlackRock 80/20 Target Allocation Fund (“80/20 Fund” or the “Fund”) is to seek long term capital appreciation. Current income is not a consideration.

### Fees and Expenses of the Fund

This table describes the fees and expenses that you may pay if you buy, hold and sell Class K Shares of the Fund. **You may pay other fees, such as brokerage commissions and other fees to your financial professional or your selected securities dealer, broker, investment adviser, service provider or industry professional (including BlackRock Advisors, LLC (“BlackRock”) and its affiliates) (each, a “Financial Intermediary”), which are not reflected in the table and example below.**

Annual Fund Operating Expenses (expenses that you pay each year as a percentage of the value of your investment)	Class K Shares
Management Fee	None
Distribution and/or Service (12b-1) Fees	None
Other Expenses	0.10%
Acquired Fund Fees and Expenses <sup>1</sup>	0.22%
Total Annual Fund Operating Expenses <sup>1</sup>	0.32%
Fee Waivers and/or Expense Reimbursements <sup>2</sup>	(0.03)%
Total Annual Fund Operating Expenses After Fee Waivers and/or Expense Reimbursements <sup>2</sup>	0.29%

<sup>1</sup> The Total Annual Fund Operating Expenses do not correlate to the ratios of expenses to average net assets given in the Fund’s most recent annual report, which do not include Acquired Fund Fees and Expenses.

<sup>2</sup> As described in the “Management of the Funds” section of the Fund’s prospectus on page 134, BlackRock has contractually agreed to waive and/or reimburse fees or expenses in order to limit Total Annual Fund Operating Expenses After Fee Waivers and/or Expense Reimbursements (excluding Dividend Expense, Interest Expense, Acquired Fund (underlying fund) Fees and Expenses and certain other Fund expenses) as a percentage of average daily net assets to 0.07% of average daily net assets through June 30, 2025. The contractual agreement may be terminated upon 90 days’ notice by a majority of the non-interested trustees of BlackRock Funds II or by a vote of a majority of the outstanding voting securities of the Fund.

### Example:

This Example is intended to help you compare the cost of investing in the Fund with the cost of investing in other mutual funds. The Example assumes that you invest \$10,000 in the Fund for the time periods indicated and then redeem all of your shares at the end of those periods. The Example also assumes that your investment has a 5% return each year and that the Fund’s operating expenses remain the same. Although your actual costs may be higher or lower, based on these assumptions your costs would be:

	1 Year	3 Years	5 Years	10 Years
Class K Shares	\$30	\$100	\$177	\$403

### Portfolio Turnover:

The Fund pays transaction costs, such as commissions, when it buys and sells securities (or “turns over” its portfolio). A higher portfolio turnover rate may indicate higher transaction costs and may result in higher taxes when shares are held in a taxable account. These costs, which are not reflected in annual fund operating expenses or in the Example, affect the Fund’s performance. During the most recent fiscal year, the Fund’s portfolio turnover rate was 97% of the average value of its portfolio.

## ***Principal Investment Strategies of the Fund***

---

The Fund, which is a fund of funds, normally intends to obtain exposure to equity securities (and certain other instruments described below) in an amount equal to 80% of its assets and exposure to fixed-income securities in an amount equal to 20% of its assets. The Fund intends to obtain this exposure primarily through investments in underlying funds, including exchange-traded funds (“ETFs”). Under normal circumstances, the Fund intends to invest primarily in affiliated open-end funds and affiliated ETFs.

In general, the Fund invests in three different kinds of underlying funds: those that invest primarily in equity securities or certain other instruments described below (referred to as “equity funds”), those that invest primarily in fixed-income securities (referred to as “fixed-income funds”), and those that invest in a mix of securities and other instruments in which equity funds and fixed-income funds invest (referred to as “multi-asset funds”). Equity funds may include funds that invest in, among other things, domestic and international equities, real estate-related securities or instruments and commodity-related securities or instruments. Fixed-income funds may include funds that invest in, among other things, domestic and non-U.S. bonds, U.S. Government securities, mortgage-backed securities, high yield (or junk) bonds, and cash or money market instruments. Multi-asset funds may include funds that invest in any of the securities or instruments in which equity funds or fixed-income funds may invest.

Variations in the target asset allocation between equity and fixed-income securities, through investments in underlying funds, are permitted up to 10%. Therefore, based on a target equity/fixed-income allocation of 80%/20%, the Fund may have an equity/fixed-income allocation that ranges from 90%/10% to 70%/30%. Although variations beyond the 10% range are generally not permitted, BlackRock may determine in light of market conditions or other factors that a greater variation is warranted to protect the Fund or achieve its investment goal.

The Fund’s equity allocation may be further diversified by style (including both value and growth funds), market capitalization (including both large cap and small cap funds), globally (including domestic and international (including emerging market) funds), or other factors. The Fund’s fixed-income allocation may be further diversified by sector (including government, corporate, agency, mortgage-backed securities, and other sectors), duration (a calculation of the average life of a bond which measures its price risk), credit quality (including non-investment grade debt or “junk bonds”), geographic location, or other factors. The percentage allocation to the various types of equity and fixed-income securities are determined at the discretion of the portfolio managers and can be changed to reflect the current market environment.

The Fund may have indirect exposure to derivative instruments through its investments in certain underlying funds.

## ***Principal Risks of Investing in the Fund***

---

Risk is inherent in all investing. The value of your investment in the Fund, as well as the amount of return you receive on your investment, may fluctuate significantly from day to day and over time. You may lose part or all of your investment in the Fund or your investment may not perform as well as other similar investments. Through its investments in underlying funds, the Fund will be subject to the risks associated with the underlying funds’ investments. Please see “Details About the Funds — Investment Risks — Principal Risks of the Underlying Funds” for a description of these risks. The following is a summary description of principal risks of investing in the Fund. The relative significance of each risk factor below may change over time and you should review each risk factor carefully.

■ **Investments in Mutual Funds and ETFs Risk** — The Fund’s investments are concentrated in underlying BlackRock funds, so the Fund’s investment performance is directly related to the performance of the underlying funds. The Fund may also directly invest in ETFs. The Fund’s net asset value will change with changes in the equity and bond markets and the value of the mutual funds, ETFs and other securities in which it invests. An investment in the Fund will entail more direct and indirect costs and expenses than a direct investment in the underlying funds and ETFs. For example, the Fund indirectly pays a portion of the expenses (including operating expenses and management fees) incurred by the underlying funds and ETFs.

■ **Allocation Risk** — The Fund’s ability to achieve its investment objective depends upon BlackRock’s skill in determining the Fund’s strategic asset class allocation and in selecting the best mix of underlying funds and direct investments. There is a risk that BlackRock’s evaluations and assumptions regarding asset classes or underlying funds may be incorrect in view of actual market conditions. In addition, the asset allocation or the combination of underlying funds determined by BlackRock could result in underperformance as compared to funds with similar investment objectives and strategies.

■ **Affiliated Fund Risk** — In managing the Fund, BlackRock will have authority to select and substitute underlying funds. BlackRock may be subject to potential conflicts of interest in selecting underlying funds because the fees paid to BlackRock by some underlying funds are higher than the fees paid by other underlying funds. However,

BlackRock is a fiduciary to the Fund and is legally obligated to act in the Fund's best interests when selecting underlying funds. If an underlying fund holds interests in an affiliated fund, the Fund may be prohibited from purchasing shares of that underlying fund.

■ **Commodities Related Investments Risk** — Exposure to the commodities markets may subject the Fund to greater volatility than investments in traditional securities. The value of commodity-linked derivative investments may be affected by changes in overall market movements, commodity index volatility, changes in inflation, interest rates, or factors affecting a particular industry or commodity, such as drought, floods, weather, embargoes, tariffs and international economic, political and regulatory developments.

■ **Debt Securities Risk** — Debt securities, such as bonds, involve risks, such as credit risk, interest rate risk, extension risk, and prepayment risk, each of which are described in further detail below:

*Credit Risk* — Credit risk refers to the possibility that the issuer of a debt security (i.e., the borrower) will not be able to make payments of interest and principal when due. Changes in an issuer's credit rating or the market's perception of an issuer's creditworthiness may also affect the value of the Fund's investment in that issuer. The degree of credit risk depends on both the financial condition of the issuer and the terms of the obligation.

*Interest Rate Risk* — The market value of bonds and other fixed-income securities changes in response to interest rate changes and other factors. Interest rate risk is the risk that prices of bonds and other fixed-income securities will increase as interest rates fall and decrease as interest rates rise.

The Fund may be subject to a greater risk of rising interest rates due to the recent period of historically low interest rates. For example, if interest rates increase by 1%, assuming a current portfolio duration of ten years, and all other factors being equal, the value of the Fund's investments would be expected to decrease by 10%. (Duration is a measure of the price sensitivity of a debt security or portfolio of debt securities to relative changes in interest rates.) The magnitude of these fluctuations in the market price of bonds and other fixed-income securities is generally greater for those securities with longer maturities. Fluctuations in the market price of the Fund's investments will not affect interest income derived from instruments already owned by the Fund, but will be reflected in the Fund's net asset value. The Fund may lose money if short-term or long-term interest rates rise sharply in a manner not anticipated by Fund management.

To the extent the Fund invests in debt securities that may be prepaid at the option of the obligor (such as mortgage-backed securities), the sensitivity of such securities to changes in interest rates may increase (to the detriment of the Fund) when interest rates rise. Moreover, because rates on certain floating rate debt securities typically reset only periodically, changes in prevailing interest rates (and particularly sudden and significant changes) can be expected to cause some fluctuations in the net asset value of the Fund to the extent that it invests in floating rate debt securities.

These basic principles of bond prices also apply to U.S. Government securities. A security backed by the "full faith and credit" of the U.S. Government is guaranteed only as to its stated interest rate and face value at maturity, not its current market price. Just like other fixed-income securities, government-guaranteed securities will fluctuate in value when interest rates change.

A general rise in interest rates has the potential to cause investors to move out of fixed-income securities on a large scale, which may increase redemptions from funds that hold large amounts of fixed-income securities. Heavy redemptions could cause the Fund to sell assets at inopportune times or at a loss or depressed value and could hurt the Fund's performance.

*Extension Risk* — When interest rates rise, certain obligations will be paid off by the obligor more slowly than anticipated, causing the value of these obligations to fall.

*Prepayment Risk* — When interest rates fall, certain obligations will be paid off by the obligor more quickly than originally anticipated, and the Fund may have to invest the proceeds in securities with lower yields.

■ **Derivatives Risk** — The Fund's use of derivatives may increase its costs, reduce the Fund's returns and/or increase volatility. Derivatives involve significant risks, including:

*Leverage Risk* — The Fund's use of derivatives can magnify the Fund's gains and losses. Relatively small market movements may result in large changes in the value of a derivatives position and can result in losses that greatly exceed the amount originally invested.

*Market Risk* — Some derivatives are more sensitive to interest rate changes and market price fluctuations than other securities. The Fund could also suffer losses related to its derivatives positions as a result of unanticipated market movements, which losses are potentially unlimited. Finally, BlackRock may not be able to predict correctly the direction of securities prices, interest rates and other economic factors, which could cause the Fund's derivatives positions to lose value.

**Counterparty Risk** — Derivatives are also subject to counterparty risk, which is the risk that the other party in the transaction will be unable or unwilling to fulfill its contractual obligation, and the related risks of having concentrated exposure to such a counterparty.

**Illiquidity Risk** — The possible lack of a liquid secondary market for derivatives and the resulting inability of the Fund to sell or otherwise close a derivatives position could expose the Fund to losses and could make derivatives more difficult for the Fund to value accurately.

**Operational Risk** — The use of derivatives includes the risk of potential operational issues, including documentation issues, settlement issues, systems failures, inadequate controls and human error.

**Legal Risk** — The risk of insufficient documentation, insufficient capacity or authority of counterparty, or legality or enforceability of a contract.

**Volatility and Correlation Risk** — Volatility is defined as the characteristic of a security, an index or a market to fluctuate significantly in price within a short time period. A risk of the Fund's use of derivatives is that the fluctuations in their values may not correlate with the overall securities markets.

**Valuation Risk** — Valuation for derivatives may not be readily available in the market. Valuation may be more difficult in times of market turmoil since many investors and market makers may be reluctant to purchase complex instruments or quote prices for them.

**Hedging Risk** — Hedges are sometimes subject to imperfect matching between the derivative and the underlying security, and there can be no assurance that the Fund's hedging transactions will be effective. The use of hedging may result in certain adverse tax consequences.

**Tax Risk** — Certain aspects of the tax treatment of derivative instruments, including swap agreements and commodity-linked derivative instruments, are currently unclear and may be affected by changes in legislation, regulations or other legally binding authority. Such treatment may be less favorable than that given to a direct investment in an underlying asset and may adversely affect the timing, character and amount of income the Fund realizes from its investments.

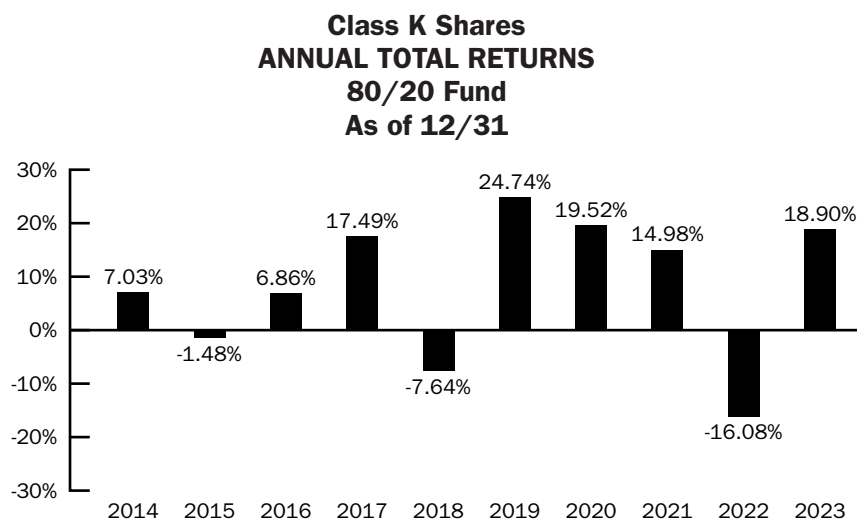
- **Emerging Markets Risk** — Emerging markets are riskier than more developed markets because they tend to develop unevenly and may never fully develop. Investments in emerging markets may be considered speculative. Emerging markets are more likely to experience hyperinflation and currency devaluations, which adversely affect returns to U.S. investors. In addition, many emerging securities markets have far lower trading volumes and less liquidity than developed markets.
- **Equity Securities Risk** — Stock markets are volatile. The price of equity securities fluctuates based on changes in a company's financial condition and overall market and economic conditions.
- **Foreign Securities Risk** — Foreign investments often involve special risks not present in U.S. investments that can increase the chances that the Fund will lose money. These risks include:
  - The Fund generally holds its foreign securities and cash in foreign banks and securities depositories, which may be recently organized or new to the foreign custody business and may be subject to only limited or no regulatory oversight.
  - Changes in foreign currency exchange rates can affect the value of the Fund's portfolio.
  - The economies of certain foreign markets may not compare favorably with the economy of the United States with respect to such issues as growth of gross national product, reinvestment of capital, resources and balance of payments position.
  - The governments of certain countries, or the U.S. Government with respect to certain countries, may prohibit or impose substantial restrictions through capital controls and/or sanctions on foreign investments in the capital markets or certain industries in those countries, which may prohibit or restrict the ability to own or transfer currency, securities, derivatives or other assets.
  - Many foreign governments do not supervise and regulate stock exchanges, brokers and the sale of securities to the same extent as does the United States and may not have laws to protect investors that are comparable to U.S. securities laws.
  - Settlement and clearance procedures in certain foreign markets may result in delays in payment for or delivery of securities not typically associated with settlement and clearance of U.S. investments.
  - The Fund's claims to recover foreign withholding taxes may not be successful, and if the likelihood of recovery of foreign withholding taxes materially decreases, due to, for example, a change in tax regulation or approach in the foreign country, accruals in the Fund's net asset value for such refunds may be written down partially or in full, which will adversely affect the Fund's net asset value.

- The European financial markets have recently experienced volatility and adverse trends due to concerns about economic downturns in, or rising government debt levels of, several European countries as well as acts of war in the region. These events may spread to other countries in Europe and may affect the value and liquidity of certain of the Fund's investments.
- **High Yield Bonds Risk** — Although junk bonds generally pay higher rates of interest than investment grade bonds, junk bonds are high risk investments that are considered speculative and may cause income and principal losses for the Fund.
- **Leverage Risk** — Some transactions may give rise to a form of economic leverage. These transactions may include, among others, derivatives, and may expose the Fund to greater risk and increase its costs. The use of leverage may cause the Fund to liquidate portfolio positions when it may not be advantageous to do so to satisfy its obligations or to meet the applicable requirements of the Investment Company Act of 1940, as amended, and the rules thereunder. Increases and decreases in the value of the Fund's portfolio will be magnified when the Fund uses leverage.
- **Market Risk and Selection Risk** — Market risk is the risk that one or more markets in which the Fund invests will go down in value, including the possibility that the markets will go down sharply and unpredictably. The value of a security or other asset may decline due to changes in general market conditions, economic trends or events that are not specifically related to the issuer of the security or other asset, or factors that affect a particular issuer or issuers, exchange, country, group of countries, region, market, industry, group of industries, sector or asset class. Local, regional or global events such as war, acts of terrorism, the spread of infectious illness or other public health issues like pandemics or epidemics, recessions, or other events could have a significant impact on the Fund and its investments. Selection risk is the risk that the securities selected by Fund management will underperform the markets, the relevant indices or the securities selected by other funds with similar investment objectives and investment strategies. This means you may lose money.  
  
An outbreak of an infectious coronavirus (COVID-19) that was first detected in December 2019 developed into a global pandemic that has resulted in numerous disruptions in the market and has had significant economic impact leaving general concern and uncertainty. Although vaccines have been developed and approved for use by various governments, the duration of the pandemic and its effects cannot be predicted with certainty. The impact of this coronavirus, and other epidemics and pandemics that may arise in the future, could affect the economies of many nations, individual companies and the market in general ways that cannot necessarily be foreseen at the present time.
- **Mid Cap Securities Risk** — The securities of mid cap companies generally trade in lower volumes and are generally subject to greater and less predictable price changes than the securities of larger capitalization companies.
- **Real Estate-Related Securities Risk** — The main risk of real estate-related securities is that the value of the underlying real estate may go down. Many factors may affect real estate values. These factors include both the general and local economies, vacancy rates, changes in rent schedules, tenant bankruptcies, the ability to re-lease space under expiring leases on attractive terms, the amount of new construction in a particular area, the laws and regulations (including zoning, environmental and tax laws) affecting real estate and the costs of owning, maintaining and improving real estate. The availability of mortgage financing and changes in interest rates may also affect real estate values. If the Fund's real estate-related investments are concentrated in one geographic area or in one property type, the Fund will be particularly subject to the risks associated with that area or property type. Many issuers of real estate-related securities are highly leveraged, which increases the risk to holders of such securities. The value of the securities the Fund buys will not necessarily track the value of the underlying investments of the issuers of such securities. In addition, certain issuers of real estate-related securities may have developed or commenced development on properties and may develop additional properties in the future. Real estate development involves significant risks in addition to those involved in the ownership and operation of established properties. Real estate securities may have limited diversification and are, therefore, subject to risks inherent in operating and financing a limited number of projects. Real estate securities are also subject to heavy cash flow dependency and defaults by borrowers or tenants.
- **Risk of Investing in the United States** — Certain changes in the U.S. economy, such as when the U.S. economy weakens or when its financial markets decline, may have an adverse effect on the securities to which the Fund has exposure.
- **Small Cap and Emerging Growth Securities Risk** — Small cap or emerging growth companies may have limited product lines or markets. They may be less financially secure than larger, more established companies. They may depend on a more limited management group than larger capitalized companies.

## Performance Information

The information shows you how the Fund's performance has varied year by year and provides some indication of the risks of investing in the Fund. The performance information for periods prior to March 28, 2016, the commencement of operations of Class K Shares, shows the performance of the Fund's Institutional Shares. The performance of the Fund's Class K Shares would be substantially similar to Institutional Shares because Class K Shares and Institutional Shares invest in the same portfolio of securities and performance would only differ to the extent that Class K Shares and Institutional Shares have different expenses. The actual returns of Class K Shares would have been higher than those of the Institutional Shares because Class K Shares have lower expenses than the Institutional Shares. The Fund's returns prior to June 3, 2015 as reflected in the bar chart and the table are the returns of the Fund that followed different investment strategies under the name "BlackRock Aggressive Growth Prepared Portfolio." The table compares the Fund's performance to that of the MSCI All Country World Index (the "MSCI ACWI Index") and a customized weighted index comprised of the returns of the MSCI ACWI Index (56%), MSCI USA Index (24%) and Bloomberg U.S. Universal Index (20%).

To the extent that dividends and distributions have been paid by the Fund, the performance information for the Fund in the chart and table assumes reinvestment of the dividends and distributions. As with all such investments, past performance (before and after taxes) is not an indication of future results. The table includes all applicable fees. If the Fund's investment manager and its affiliates had not waived or reimbursed certain Fund expenses during these periods, the Fund's returns would have been lower. Updated information on the Fund's performance, including its current net asset value, can be obtained by visiting <http://www.blackrock.com> or can be obtained by phone at 800-882-0052.



During the ten-year period shown in the bar chart, the highest return for a quarter was 17.53% (quarter ended June 30, 2020) and the lowest return for a quarter was -16.18% (quarter ended March 31, 2020).

### For the periods ended 12/31/23 Average Annual Total Returns

	1 Year	5 Years	10 Years
BlackRock 80/20 Target Allocation Fund — Class K Shares			
Return Before Taxes	18.90%	11.33%	7.66%
Return After Taxes on Distributions	17.62%	10.33%	6.12%
Return After Taxes on Distributions and Sale of Fund Shares	11.91%	8.86%	5.69%
MSCI ACWI Index (Reflects no deduction for fees, expenses or taxes)	22.20%	11.72%	7.93%
MSCI ACWI Index (56%); MSCI USA Index (24%); Bloomberg U.S. Universal Index (20%) (Reflects no deduction for fees, expenses or taxes)	19.89%	10.68%	7.73%

After-tax returns are calculated using the historical highest individual federal marginal income tax rates and do not reflect the impact of state and local taxes. Actual after-tax returns depend on the investor's tax situation and may differ from those shown, and the after-tax returns shown are not relevant to investors who hold their shares through tax-deferred arrangements, such as 401(k) plans or individual retirement accounts.

## ***Investment Manager***

---

The Fund's investment manager is BlackRock Advisors, LLC (previously defined as "BlackRock").

## ***Portfolio Managers***

---

<b>Portfolio Manager</b>	<b>Portfolio Manager of the Fund Since</b>	<b>Title</b>
Michael Gates, CFA	2015	Managing Director of BlackRock, Inc.
Lisa O'Connor, CFA	2019	Managing Director of BlackRock, Inc.

## ***Purchase and Sale of Fund Shares***

---

Class K Shares of the Fund are available only to (i) certain employee benefit plans, such as health savings accounts, and certain employer-sponsored retirement plans (not including SEP IRAs, SIMPLE IRAs and SARSEPs) (collectively, "Employer-Sponsored Retirement Plans"), (ii) collective trust funds, investment companies and other pooled investment vehicles, each of which may purchase shares of the Fund through a Financial Intermediary that has entered into an agreement with the Fund's distributor to purchase such shares, (iii) "Institutional Investors," which include, but are not limited to, endowments, foundations, family offices, banks and bank trusts, local, city, and state governmental institutions, corporations and insurance company separate accounts, each of which may purchase shares of the Fund through a Financial Intermediary that has entered into an agreement with the Fund's distributor to purchase such shares, (iv) clients of private banks that purchase shares of the Fund through a Financial Intermediary that has entered into an agreement with the Fund's distributor to sell such shares; (v) fee-based advisory platforms of a Financial Intermediary that (a) has specifically acknowledged in a written agreement with the Fund's distributor and/or its affiliate(s) that the Financial Intermediary shall offer such shares to fee-based advisory clients through an omnibus account held at the Fund or (b) transacts in the Fund's shares through another intermediary that has executed such an agreement and (vi) any other investors who met the eligibility criteria for BlackRock Shares or Class K Shares prior to August 15, 2016 and have continually held Class K Shares of the Fund in the same account since August 15, 2016.

You may purchase or redeem shares of the Fund each day the New York Stock Exchange is open. Purchase orders may also be placed by calling (800) 537-4942, by mail (c/o BlackRock, P.O. Box 534429, Pittsburgh, Pennsylvania 15253-4429), or online at [www.blackrock.com](http://www.blackrock.com). Institutional Investors are subject to a \$5 million minimum initial investment requirement. Other investors, including Employer-Sponsored Retirement Plans, have no minimum initial investment requirement. There is no minimum investment amount for additional purchases.

## ***Tax Information***

---

Different income tax rules apply depending on whether you are invested through a qualified tax-exempt plan described in section 401(a) of the Internal Revenue Code of 1986, as amended. If you are invested through such a plan (and Fund shares are not "debt-financed property" to the plan), then the dividends paid by the Fund and the gain realized from a redemption or exchange of Fund shares will generally not be subject to U.S. federal income taxes until you withdraw or receive distributions from the plan. If you are not invested through such a plan, then the Fund's dividends and gain from a redemption or exchange may be subject to U.S. federal income taxes and may be taxed as ordinary income or capital gains, unless you are a tax-exempt investor.

## ***Payments to Broker/Dealers and Other Financial Intermediaries***

---

If you purchase shares of the Fund through a Financial Intermediary, the Fund and BlackRock Investments, LLC, the Fund's distributor, or its affiliates may pay the Financial Intermediary for the sale of Fund shares and related services. These payments may create a conflict of interest by influencing the Financial Intermediary and your individual financial professional to recommend the Fund over another investment.

Class K Shares are only available through a Financial Intermediary if the Financial Intermediary will not receive from Fund assets, or the Fund's distributor's or an affiliate's resources, any commission payments, shareholder servicing fees (including sub-transfer agent and networking fees), or distribution fees (including Rule 12b-1 fees) with respect to assets invested in Class K Shares.

Ask your individual financial professional or visit your Financial Intermediary's website for more information.



# Details About the Funds

---

Included in this prospectus are sections that tell you about buying and selling shares, management information, shareholder features of the BlackRock 20/80 Target Allocation Fund (the “20/80 Fund”), the BlackRock 40/60 Target Allocation Fund (the “40/60 Fund”), the BlackRock 60/40 Target Allocation Fund (the “60/40 Fund”) and the BlackRock 80/20 Target Allocation Fund (the “80/20 Fund”) (each, a “Fund” and collectively, the “Funds”) and your rights as a shareholder.

## **How Each Fund Invests**

---

### **Investment Process**

The Funds are intended to provide distinct investment programs to meet the different investment objective, time horizons and risk tolerances of a range of investors. Each Fund is created by BlackRock Advisors, LLC (“BlackRock”) in a two step process.

The first step is to define the scope of the underlying investible fund universe. Factors such as fund classifications, historical risk and performance, and the relationship to other underlying funds held by a Fund are considered when selecting underlying funds. The specific underlying funds selected for each Fund are determined at BlackRock’s discretion and may change as deemed appropriate to allow the Funds to meet their investment goals.

The second step is to determine an asset allocation for each Fund and implement such allocation by investing in underlying funds. The actual asset allocation for each Fund is established by the portfolio managers based on an assessment of what mix of general risk and return characteristics will allow the Fund to achieve its investment goal.

In general, each Fund invests in three different kinds of underlying funds: those that invest primarily in equity securities or certain other instruments described below (referred to as “equity funds”), those that invest primarily in fixed-income securities (referred to as “fixed-income funds”), and those that invest in a mix of securities and other instruments in which equity funds and fixed-income funds invest (referred to as “multi-asset funds”). Equity funds may include funds that invest in, among other things, domestic and international equities, real estate-related securities or instruments and commodity-related securities or instruments. Fixed-income funds may include funds that invest in, among other things, domestic and non-U.S. bonds, U.S. Government securities, mortgage-backed securities, high yield (or junk) bonds, and cash or money market instruments. Multi-asset funds may include funds that invest in any of the securities or instruments in which equity funds or fixed-income funds may invest.

BlackRock seeks to diversify each Fund’s exposure to equity and fixed-income securities. Each Fund’s equity allocation may be further diversified by style (including both value and growth funds), market capitalization (including both large cap and small cap funds), globally (including domestic and international (including emerging market) funds), or other factors. Each Fund’s fixed-income allocation may be further diversified by sector (including government, corporate, agency, and other sectors), duration (a calculation of the average life of a bond which measures its price risk), credit quality (including non-investment grade debt or “junk bonds”), geographic location, or other factors.

BlackRock regularly monitors the asset allocations of the Funds to ensure that they adhere over time to the target asset allocations. The asset allocation targets listed for each Fund are general, long-term targets. On a regular basis, the portfolio managers assess market conditions, review each Fund’s asset allocation, and determine whether any changes are required. BlackRock may periodically adjust the asset allocations in each Fund based on an assessment of the current market conditions and the potential contribution of each asset class to the expected risk and return characteristics of each Fund. In general, the adjustments will be limited to +/- 10% relative to the target asset allocations. Each Fund’s portfolio will be rebalanced on a quarterly basis within 5% of the Fund’s target asset allocation. In between quarterly rebalancings, each Fund’s portfolio may be brought closer to the Fund’s target asset allocation either through the direction of daily cash flows to suitable underlying funds or by interim rebalancings, as determined by the portfolio managers.

See “Description of Underlying Funds” for a complete list of the underlying funds, their classification into equity, fixed-income or multi-asset funds and a brief description of their investment goals and primary investment strategies.

## **20/80 Fund**

### **Investment Objective**

The investment objective of the 20/80 Fund is to seek a balance between long term capital appreciation and high current income, with an emphasis on income.

Should the Board of Trustees (the “Board”) of BlackRock Funds II (the “Trust”) determine that the investment objective of the Fund should be changed, shareholders will be given at least 30 days’ notice before any such change is made. However, such change can be effected without shareholder approval.

### **Principal Investment Strategies**

In pursuit of this objective, the Fund, which is a fund of funds, normally intends to obtain exposure to equity securities (and certain other instruments described below) in an amount equal to 20% of its assets and exposure to fixed-income securities in an amount equal to 80% of its assets. The Fund intends to obtain this exposure primarily through investments in underlying funds, including exchange-traded funds (“ETFs”). Under normal circumstances, the Fund intends to invest primarily in affiliated open-end funds and affiliated ETFs.

In general, the Fund invests in three different kinds of underlying funds: those that invest primarily in equity securities or certain other instruments described below (referred to as “equity funds”), those that invest primarily in fixed-income securities (referred to as “fixed-income funds”), and those that invest in a mix of securities and other instruments in which equity funds and fixed-income funds invest (referred to as “multi-asset funds”). Equity funds may include funds that invest in, among other things, domestic and international equities, real estate-related securities or instruments and commodity-related securities or instruments. Fixed-income funds may include funds that invest in, among other things, domestic and non-U.S. bonds, U.S. Government securities, mortgage-backed securities, high yield (or junk) bonds, and cash or money market instruments. Multi-asset funds may include funds that invest in any of the securities or instruments in which equity funds or fixed-income funds may invest.

Variations in the target asset allocation between equity and fixed-income securities, through investments in underlying funds, are permitted up to 10%. Therefore, based on a target equity/fixed-income allocation of 20%/80%, the Fund may have an equity/fixed-income allocation that ranges from 30%/70% to 10%/90%. Although variations beyond the 10% range are generally not permitted, BlackRock may determine in light of market conditions or other factors that a greater variation is warranted to protect the Fund or achieve its investment goal.

Within the prescribed percentage allocations to equity and fixed-income securities, the portfolio managers will select the allocations to various types of equity and fixed-income securities. The Fund’s equity allocation may be further diversified by style (including both value and growth funds), market capitalization (including both large cap and small cap funds), globally (including domestic and international (including emerging market) funds), or other factors. The Fund’s fixed-income allocation may be further diversified by sector (including government, corporate, agency, mortgage-backed securities, and other sectors), duration (a calculation of the average life of a bond which measures its price risk), credit quality (including non-investment grade debt or “junk bonds”), geographic location, or other factors. The percentage allocation to the various types of equity and fixed-income securities are determined at the discretion of the portfolio managers and can be changed to reflect the current market environment.

The underlying funds are selected primarily to obtain exposure to the various types of equity and fixed-income securities in the Fund’s asset allocation. Factors such as fund classifications, historical risk and performance, and the relationship to other underlying funds are considered in the selection process.

The Fund’s portfolio will be rebalanced on a quarterly basis within 5% of the Fund’s target asset allocation. In between quarterly rebalancings, the Fund’s portfolio may be brought closer to the Fund’s target asset allocation either through the direction of daily cash flows to suitable underlying funds or by interim rebalancings, as determined by the portfolio managers.

The Fund may have indirect exposure to derivative instruments through its investments in certain underlying funds.

## **40/60 Fund**

### **Investment Objective**

The investment objective of the 40/60 Fund is to seek a balance between long term capital appreciation and high current income, with an emphasis on income.

Should the Board of the Trust determine that the investment objective of the Fund should be changed, shareholders will be given at least 30 days’ notice before any such change is made. However, such change can be effected without shareholder approval.

## **Principal Investment Strategies**

In pursuit of this objective, the Fund, which is a fund of funds, normally intends to obtain exposure to equity securities (and certain other instruments described below) in an amount equal to 40% of its assets and exposure to fixed-income securities in an amount equal to 60% of its assets. The Fund intends to obtain this exposure primarily through investments in underlying funds, including ETFs. Under normal circumstances, the Fund intends to invest primarily in affiliated open-end funds and affiliated ETFs.

In general, the Fund invests in three different kinds of underlying funds: those that invest primarily in equity securities or certain other instruments described below (referred to as “equity funds”), those that invest primarily in fixed-income securities (referred to as “fixed-income funds”), and those that invest in a mix of securities and other instruments in which equity funds and fixed-income funds invest (referred to as “multi-asset funds”). Equity funds may include funds that invest in, among other things, domestic and international equities, real estate-related securities or instruments and commodity-related securities or instruments. Fixed-income funds may include funds that invest in, among other things, domestic and non-U.S. bonds, U.S. Government securities, mortgage-backed securities, high yield (or junk) bonds, and cash or money market instruments. Multi-asset funds may include funds that invest in any of the securities or instruments in which equity funds or fixed-income funds may invest.

Variations in the target asset allocation between equity and fixed-income securities, through investments in underlying funds, are permitted up to 10%. Therefore, based on a target equity/fixed-income allocation of 40%/60%, the Fund may have an equity/fixed-income allocation that ranges from 50%/50% to 30%/70%. Although variations beyond the 10% range are generally not permitted, BlackRock may determine in light of market conditions or other factors that a greater variation is warranted to protect the Fund or achieve its investment goal.

Within the prescribed percentage allocations to equity and fixed-income securities, the portfolio managers will select the allocations to various types of equity and fixed-income securities. The Fund’s equity allocation may be further diversified by style (including both value and growth funds), market capitalization (including both large cap and small cap funds), globally (including domestic and international (including emerging market) funds), or other factors. The Fund’s fixed-income allocation may be further diversified by sector (including government, corporate, agency, mortgage-backed securities, and other sectors), duration (a calculation of the average life of a bond which measures its price risk), credit quality (including non-investment grade debt or “junk bonds”), geographic location, or other factors. The percentage allocation to the various types of equity and fixed-income securities are determined at the discretion of the portfolio managers and can be changed to reflect the current market environment.

The underlying funds are selected primarily to obtain exposure to the various types of equity and fixed-income securities in the Fund’s asset allocation. Factors such as fund classifications, historical risk and performance, and the relationship to other underlying funds are considered in the selection process.

The Fund’s portfolio will be rebalanced on a quarterly basis within 5% of the Fund’s target asset allocation. In between quarterly rebalancings, the Fund’s portfolio may be brought closer to the Fund’s target asset allocation either through the direction of daily cash flows to suitable underlying funds or by interim rebalancings, as determined by the portfolio managers.

The Fund may have indirect exposure to derivative instruments through its investments in certain underlying funds.

## **60/40 Fund**

### **Investment Objective**

The investment objective of the 60/40 Fund is to seek long term capital appreciation. Current income is also a consideration.

Should the Board of the Trust determine that the investment objective of the Fund should be changed, shareholders will be given at least 30 days’ notice before any such change is made. However, such change can be effected without shareholder approval.

### **Principal Investment Strategies**

In pursuit of this objective, the Fund, which is a fund of funds, normally intends to obtain exposure to equity securities (and certain other instruments described below) in an amount equal to 60% of its assets and exposure to fixed-income securities in an amount equal to 40% of its assets. The Fund intends to obtain this exposure primarily through investments in underlying funds, including ETFs. Under normal circumstances, the Fund intends to invest primarily in affiliated open-end funds and affiliated ETFs.

In general, the Fund invests in three different kinds of underlying funds: those that invest primarily in equity securities or certain other instruments described below (referred to as “equity funds”), those that invest primarily in fixed-income securities (referred to as “fixed-income funds”), and those that invest in a mix of securities and other instruments in

which equity funds and fixed-income funds invest (referred to as “multi-asset funds”). Equity funds may include funds that invest in, among other things, domestic and international equities, real estate-related securities or instruments and commodity-related securities or instruments. Fixed-income funds may include funds that invest in, among other things, domestic and non-U.S. bonds, U.S. Government securities, mortgage-backed securities, high yield (or junk) bonds, and cash or money market instruments. Multi-asset funds may include funds that invest in any of the securities or instruments in which equity funds or fixed-income funds may invest.

Variations in the target asset allocation between equity and fixed-income securities, through investments in underlying funds, are permitted up to 10%. Therefore, based on a target equity/fixed-income allocation of 60%/40%, the Fund may have an equity/fixed-income allocation that ranges from 70%/30% to 50%/50%. Although variations beyond the 10% range are generally not permitted, BlackRock may determine in light of market conditions or other factors that a greater variation is warranted to protect the Fund or achieve its investment goal.

Within the prescribed percentage allocations to equity and fixed-income securities, the portfolio managers will select the allocations to various types of equity and fixed-income securities. The Fund’s equity allocation may be further diversified by style (including both value and growth funds), market capitalization (including both large cap and small cap funds), globally (including domestic and international (including emerging market) funds), or other factors. The Fund’s fixed-income allocation may be further diversified by sector (including government, corporate, agency, mortgage-backed securities, and other sectors), duration (a calculation of the average life of a bond which measures its price risk), credit quality (including non-investment grade debt or “junk bonds”), geographic location, or other factors. The percentage allocation to the various types of equity and fixed-income securities are determined at the discretion of the portfolio managers and can be changed to reflect the current market environment.

The underlying funds are selected primarily to obtain exposure to the various types of equity and fixed-income securities in the Fund’s asset allocation. Factors such as fund classifications, historical risk and performance, and the relationship to other underlying funds are considered in the selection process.

The Fund’s portfolio will be rebalanced on a quarterly basis within 5% of the Fund’s target asset allocation. In between quarterly rebalancings, the Fund’s portfolio may be brought closer to the Fund’s target asset allocation either through the direction of daily cash flows to suitable underlying funds or by interim rebalancings, as determined by the portfolio managers.

The Fund may have indirect exposure to derivative instruments through its investments in certain underlying funds.

## **80/20 Fund**

### **Investment Objective**

The investment objective of the 80/20 Fund is to seek long term capital appreciation. Current income is not a consideration.

Should the Board of the Trust determine that the investment objective of the Fund should be changed, shareholders will be given at least 30 days’ notice before any such change is made. However, such change can be effected without shareholder approval.

### **Principal Investment Strategies**

In pursuit of this objective, the Fund, which is a fund of funds, normally intends to obtain exposure to equity securities (and certain other instruments described below) in an amount equal to 80% of its assets and exposure to fixed-income securities in an amount equal to 20% of its assets. The Fund intends to obtain this exposure primarily through investments in underlying funds, including ETFs. Under normal circumstances, the Fund intends to invest primarily in affiliated open-end funds and affiliated ETFs.

In general, the Fund invests in three different kinds of underlying funds: those that invest primarily in equity securities or certain other instruments described below (referred to as “equity funds”), those that invest primarily in fixed-income securities (referred to as “fixed-income funds”), and those that invest in a mix of securities and other instruments in which equity funds and fixed-income funds invest (referred to as “multi-asset funds”). Equity funds may include funds that invest in, among other things, domestic and international equities, real estate-related securities or instruments and commodity-related securities or instruments. Fixed-income funds may include funds that invest in, among other things, domestic and non-U.S. bonds, U.S. Government securities, mortgage-backed securities, high yield (or junk) bonds, and cash or money market instruments. Multi-asset funds may include funds that invest in any of the securities or instruments in which equity funds or fixed-income funds may invest.

Variations in the target asset allocation between equity and fixed-income securities, through investments in underlying funds, are permitted up to 10%. Therefore, based on a target equity/fixed-income allocation of 80%/20%, the Fund may have an equity/fixed-income allocation that ranges from 90%/10% to 70%/30%. Although variations beyond the

10% range are generally not permitted, BlackRock may determine in light of market conditions or other factors that a greater variation is warranted to protect the Fund or achieve its investment goal.

Within the prescribed percentage allocations to equity and fixed-income securities, the portfolio managers will select the allocations to various types of equity and fixed-income securities. The Fund's equity allocation may be further diversified by style (including both value and growth funds), market capitalization (including both large cap and small cap funds), globally (including domestic and international (including emerging market) funds), or other factors. The Fund's fixed-income allocation may be further diversified by sector (including government, corporate, agency, mortgage-backed securities, and other sectors), duration (a calculation of the average life of a bond which measures its price risk), credit quality (including non-investment grade debt or "junk bonds"), geographic location, or other factors. The percentage allocation to the various types of equity and fixed-income securities are determined at the discretion of the portfolio managers and can be changed to reflect the current market environment.

The underlying funds are selected primarily to obtain exposure to the various types of equity and fixed-income securities in the Fund's asset allocation. Factors such as fund classifications, historical risk and performance, and the relationship to other underlying funds are considered in the selection process.

The Fund's portfolio will be rebalanced on a quarterly basis within 5% of the Fund's target asset allocation. In between quarterly rebalancings, the Fund's portfolio may be brought closer to the Fund's target asset allocation either through the direction of daily cash flows to suitable underlying funds or by interim rebalancings, as determined by the portfolio managers.

The Fund may have indirect exposure to derivative instruments through its investments in certain underlying funds.

### **Other Strategies**

**Money Market Securities** - As part of its normal operations, a Fund may hold high quality money market securities pending investments or when it expects to need cash to pay redeeming shareholders.

**Temporary Defensive Strategies** - For temporary defensive purposes, for example, to respond to adverse market, economic, political or other conditions, a Fund may depart from its principal investment strategies and may restrict the markets in which it invests and may invest without limitation in cash, cash equivalents, money market securities, such as U.S. Treasury and agency obligations, other U.S. Government securities, short-term debt obligations of corporate issuers, certificates of deposit, bankers acceptances, commercial paper (short-term, unsecured, negotiable promissory notes of a domestic or foreign issuer) or other high quality fixed income securities. Temporary defensive positions may affect a Fund's ability to achieve its investment objective.

**Securities Lending** - A Fund may lend securities with a value up to 33 $\frac{1}{3}$ % of its total assets to financial institutions that provide cash or securities issued or guaranteed by the U.S. Government as collateral.

### **ABOUT THE PORTFOLIO MANAGEMENT TEAM OF THE FUNDS**

The Funds are managed by a team of financial professionals. Michael Gates, CFA, and Lisa O'Connor, CFA, are the portfolio managers and are jointly and primarily responsible for the day-to-day management of the Funds. Please see "Management of the Funds — Portfolio Manager Information" for additional information about the portfolio managers.

### **Investment Risks**

This section contains a discussion of the general risks of investing in each Fund. The "Investment Objectives and Policies" section in the Statement of Additional Information ("SAI") also includes more information about the Fund, its investments and the related risks. As with any fund, there can be no guarantee that the Fund will meet its investment objective or that the Fund's performance will be positive for any period of time. An investment in the Fund is not insured or guaranteed by the Federal Deposit Insurance Corporation or by any bank or governmental agency.

By owning shares of underlying funds, each Fund indirectly invests, to varying degrees, in fixed-income and equity securities. The Funds are subject to the same risks as the underlying funds in which they invest. Equity funds may include funds that invest in domestic and international equities, real estate-related securities and other similar securities or instruments, as well as commodities. Fixed-income funds may include funds that invest in domestic and non-U.S. bonds, U.S. Government securities, high yield (or junk) bonds, and cash or money market instruments. Multi-asset funds may include funds that invest in any of the securities or instruments in which equity or fixed-income funds

may invest. In addition, the underlying funds may invest in derivatives. The risks set forth below are the principal risks of investing in the Funds and the underlying funds. In the following discussion, references to the “Fund” shall mean any one or more of the relevant underlying funds and the Funds, as applicable. The order of the below risk factors does not indicate the significance of any particular risk factor.

### Principal Risks of the Funds’ Investment Strategies

- **Affiliated Fund Risk** — In managing the Fund, BlackRock will have authority to select and substitute underlying funds. BlackRock may be subject to potential conflicts of interest in selecting underlying funds because the fees paid to BlackRock by some underlying funds are higher than the fees paid by other underlying funds. However, BlackRock is a fiduciary to the Fund and is legally obligated to act in the Fund’s best interests when selecting underlying funds. If an underlying fund holds interests in an affiliated fund, the Fund may be prohibited from purchasing shares of that underlying fund.
- **Allocation Risk** — The Fund’s ability to achieve its investment objective depends upon BlackRock’s skill in determining the Fund’s strategic asset class allocation and in selecting the best mix of underlying funds and direct investments. There is a risk that BlackRock’s evaluations and assumptions regarding asset classes or underlying funds may be incorrect in view of actual market conditions. In addition, there is no guarantee that the underlying funds will achieve their investment objectives, and the underlying funds’ performance may be lower than the performance of the asset class which they were selected to represent. The underlying funds may change their investment objectives or policies without the approval of the Fund. If an underlying fund were to change its investment objective or policies, the Fund might be forced to withdraw its investment from the underlying fund at a disadvantageous time and price. In addition, the asset allocation or the combination of underlying funds determined by BlackRock could result in underperformance as compared to funds with similar investment objectives and strategies.
- **Commodities Related Investments Risk** — Exposure to the commodities markets may subject the Fund to greater volatility than investments in traditional securities. The value of commodity-linked derivative investments may be affected by changes in overall market movements, commodity index volatility, changes in inflation, interest rates, or factors affecting a particular industry or commodity, such as drought, floods, weather, embargoes, tariffs and international economic, political and regulatory developments.
- **Debt Securities Risk** — Debt securities, such as bonds, involve risks, such as credit risk, interest rate risk, extension risk, and prepayment risk, each of which are described in further detail below:

*Credit Risk* — Credit risk refers to the possibility that the issuer of a debt security (i.e., the borrower) will not be able to make payments of interest and principal when due. Changes in an issuer’s credit rating or the market’s perception of an issuer’s creditworthiness may also affect the value of the Fund’s investment in that issuer. The degree of credit risk depends on both the financial condition of the issuer and the terms of the obligation.

*Interest Rate Risk* — The market value of bonds and other fixed-income securities changes in response to interest rate changes and other factors. Interest rate risk is the risk that prices of bonds and other fixed-income securities will increase as interest rates fall and decrease as interest rates rise.

The Fund may be subject to a greater risk of rising interest rates due to the recent period of historically low interest rates. For example, if interest rates increase by 1%, assuming a current portfolio duration of ten years, and all other factors being equal, the value of the Fund’s investments would be expected to decrease by 10%. (Duration is a measure of the price sensitivity of a debt security or portfolio of debt securities to relative changes in interest rates.) The magnitude of these fluctuations in the market price of bonds and other fixed-income securities is generally greater for those securities with longer maturities. Fluctuations in the market price of the Fund’s investments will not affect interest income derived from instruments already owned by the Fund, but will be reflected in the Fund’s net asset value. The Fund may lose money if short-term or long-term interest rates rise sharply in a manner not anticipated by Fund management.

To the extent the Fund invests in debt securities that may be prepaid at the option of the obligor (such as mortgage-backed securities), the sensitivity of such securities to changes in interest rates may increase (to the detriment of the Fund) when interest rates rise. Moreover, because rates on certain floating rate debt securities typically reset only periodically, changes in prevailing interest rates (and particularly sudden and significant changes) can be expected to cause some fluctuations in the net asset value of the Fund to the extent that it invests in floating rate debt securities.

These basic principles of bond prices also apply to U.S. Government securities. A security backed by the “full faith and credit” of the U.S. Government is guaranteed only as to its stated interest rate and face value at maturity, not its current market price. Just like other fixed-income securities, government-guaranteed securities will fluctuate in value when interest rates change.

The Federal Reserve has recently begun to raise the federal funds rate as part of its efforts to address rising inflation. There is a risk that interest rates will continue to rise, which will likely drive down the prices of bonds and other fixed-income securities. A general rise in interest rates has the potential to cause investors to move out of fixed-income securities on a large scale, which may increase redemptions from mutual funds that hold large amounts of fixed-income securities. Heavy redemptions could cause the Fund to sell assets at inopportune times or at a loss or depressed value and could hurt the Fund's performance.

During periods of very low or negative interest rates, the Fund may be unable to maintain positive returns. Certain countries have recently experienced negative interest rates on certain fixed-income instruments. Very low or negative interest rates may magnify interest rate risk. Changing interest rates, including rates that fall below zero, may have unpredictable effects on markets, may result in heightened market volatility and may detract from Fund performance to the extent the Fund is exposed to such interest rates.

*Extension Risk* — When interest rates rise, certain obligations will be paid off by the obligor more slowly than anticipated, causing the value of these obligations to fall. Rising interest rates tend to extend the duration of securities, making them more sensitive to changes in interest rates. The value of longer-term securities generally changes more in response to changes in interest rates than shorter-term securities. As a result, in a period of rising interest rates, securities may exhibit additional volatility and may lose value.

*Prepayment Risk* — When interest rates fall, certain obligations will be paid off by the obligor more quickly than originally anticipated, and the Fund may have to invest the proceeds in securities with lower yields. In periods of falling interest rates, the rate of prepayments tends to increase (as does price fluctuation) as borrowers are motivated to pay off debt and refinance at new lower rates. During such periods, reinvestment of the prepayment proceeds by the management team will generally be at lower rates of return than the return on the assets that were prepaid. Prepayment reduces the yield to maturity and the average life of the security.

■ **Derivatives Risk** — The Fund's use of derivatives may increase its costs, reduce the Fund's returns and/or increase volatility. Derivatives involve significant risks, including:

*Leverage Risk* — The Fund's use of derivatives can magnify the Fund's gains and losses. Relatively small market movements may result in large changes in the value of a derivatives position and can result in losses that greatly exceed the amount originally invested.

*Market Risk* — Some derivatives are more sensitive to interest rate changes and market price fluctuations than other securities. The Fund could also suffer losses related to its derivatives positions as a result of unanticipated market movements, which losses are potentially unlimited. Finally, BlackRock may not be able to predict correctly the direction of securities prices, interest rates and other economic factors, which could cause the Fund's derivatives positions to lose value.

*Counterparty Risk* — Derivatives are also subject to counterparty risk, which is the risk that the other party in the transaction will be unable or unwilling to fulfill its contractual obligation, and the related risks of having concentrated exposure to such a counterparty.

*Illiquidity Risk* — The possible lack of a liquid secondary market for derivatives and the resulting inability of the Fund to sell or otherwise close a derivatives position could expose the Fund to losses and could make derivatives more difficult for the Fund to value accurately.

*Operational Risk* — The use of derivatives includes the risk of potential operational issues, including documentation issues, settlement issues, systems failures, inadequate controls and human error.

*Legal Risk* — The risk of insufficient documentation, insufficient capacity or authority of counterparty, or legality or enforceability of a contract.

*Volatility and Correlation Risk* — The Fund's use of derivatives may reduce the Fund's returns and/or increase volatility. Volatility is defined as the characteristic of a security, an index or a market to fluctuate significantly in price within a short time period. A risk of the Fund's use of derivatives is that the fluctuations in their values may not correlate with the overall securities markets.

*Valuation Risk* — Valuation for derivatives may not be readily available in the market. Valuation may be more difficult in times of market turmoil since many investors and market makers may be reluctant to purchase complex instruments or quote prices for them. Derivatives may also expose the Fund to greater risk and increase its costs. Certain transactions in derivatives involve substantial leverage risk and may expose the Fund to potential losses that exceed the amount originally invested by the Fund.

*Hedging Risk* — When a derivative is used as a hedge against a position that the Fund holds, any loss generated by the derivative generally should be substantially offset by gains on the hedged investment, and vice versa. While

hedging can reduce or eliminate losses, it can also reduce or eliminate gains. Hedges are sometimes subject to imperfect matching between the derivative and the underlying security, and there can be no assurance that the Fund's hedging transactions will be effective. The use of hedging may result in certain adverse tax consequences noted below.

*Tax Risk* — The federal income tax treatment of a derivative may not be as favorable as a direct investment in an underlying asset and may adversely affect the timing, character and amount of income the Fund realizes from its investments. As a result, a larger portion of the Fund's distributions may be treated as ordinary income rather than capital gains. In addition, certain derivatives are subject to mark-to-market or straddle provisions of the Internal Revenue Code of 1986, as amended (the "Internal Revenue Code"). If such provisions are applicable, there could be an increase (or decrease) in the amount of taxable dividends paid by the Fund. In addition, the tax treatment of certain derivatives, such as swaps, is unsettled and may be subject to future legislation, regulation or administrative pronouncements issued by the Internal Revenue Service (the "IRS").

*Regulatory Risk* — Derivative contracts are subject to regulation under the Dodd-Frank Wall Street Reform and Consumer Protection Act (the "Dodd-Frank Act") in the United States and under comparable regimes in Europe, Asia and other non-U.S. jurisdictions. Under the Dodd-Frank Act, with respect to uncleared swaps, swap dealers are required to collect variation margin from the Fund and may be required by applicable regulations to collect initial margin from the Fund. Both initial and variation margin may be comprised of cash and/or securities, subject to applicable regulatory haircuts. Shares of investment companies (other than certain money market funds) may not be posted as collateral under applicable regulations. In addition, regulations adopted by global prudential regulators that are now in effect require certain bank-regulated counterparties and certain of their affiliates to include in certain financial contracts, including many derivatives contracts, terms that delay or restrict the rights of counterparties, such as the Fund, to terminate such contracts, foreclose upon collateral, exercise other default rights or restrict transfers of credit support in the event that the counterparty and/or its affiliates are subject to certain types of resolution or insolvency proceedings. The implementation of these requirements with respect to derivatives, as well as regulations under the Dodd-Frank Act regarding clearing, mandatory trading and margining of other derivatives, may increase the costs and risks to the Fund of trading in these instruments and, as a result, may affect returns to investors in the Fund.

Future regulatory developments may impact the Fund's ability to invest or remain invested in certain derivatives. Legislation or regulation may also change the way in which the Fund itself is regulated. BlackRock cannot predict the effects of any new governmental regulation that may be implemented on the ability of the Fund to use swaps or any other financial derivative product, and there can be no assurance that any new governmental regulation will not adversely affect the Fund's ability to achieve its investment objective.

#### *Risks Specific to Certain Derivatives Used by the Fund*

*Swaps* — Swap agreements, including total return swaps that may be referred to as contracts for difference, are two-party contracts entered into for periods ranging from a few days to more than one year. In a standard "swap" transaction, two parties agree to exchange the value(s) or cash flow(s) of one asset for another over a certain period of time. Swap agreements involve the risk that the party with whom the Fund has entered into the swap will default on its obligation to pay the Fund and the risk that the Fund will not be able to meet its obligations to pay the other party to the agreement. Swap agreements may also involve the risk that there is an imperfect correlation between the return on the Fund's obligation to its counterparty and the return on the referenced asset. In addition, swap agreements are subject to market and illiquidity risk, leverage risk and hedging risk.

*Credit Default Swaps* — Credit default swaps may have as reference obligations one or more securities that are not currently held by the Fund, the underlying funds and/or ETFs. The protection "buyer" may be obligated to pay the protection "seller" an up-front payment or a periodic stream of payments over the term of the contract, provided generally that no credit event on a reference obligation has occurred. Credit default swaps involve special risks in addition to those mentioned above because they are difficult to value, are highly susceptible to illiquid investments risk and credit risk, and generally pay a return to the party that has paid the premium only in the event of an actual default by the issuer of the underlying obligation (as opposed to a credit downgrade or other indication of financial difficulty).

*Forward Foreign Currency Exchange Contracts* — Forward foreign currency exchange transactions are OTC contracts to purchase or sell a specified amount of a specified currency or multinational currency unit at a price and future date set at the time of the contract. Forward foreign currency exchange contracts do not eliminate fluctuations in the value of non-U.S. securities but rather allow the Fund to establish a fixed rate of exchange for a future point in time. This strategy can have the effect of reducing returns and minimizing opportunities for gain.

*Futures* — Futures are standardized, exchange-traded contracts that obligate a purchaser to take delivery, and a seller to make delivery, of a specific amount of an asset at a specified future date at a specified price. The



primary risks associated with the use of futures contracts and options are: (a) the imperfect correlation between the change in market value of the instruments held by the Fund and the price of the futures contract or option; (b) the possible lack of a liquid secondary market for a futures contract and the resulting inability to close a futures contract when desired; (c) losses caused by unanticipated market movements, which are potentially unlimited; (d) the investment adviser's inability to predict correctly the direction of securities prices, interest rates, currency exchange rates and other economic factors; and (e) the possibility that the counterparty will default in the performance of its obligations.

*Options* — An option is an agreement that, for a premium payment or fee, gives the option holder (the purchaser) the right but not the obligation to buy (a “call option”) or sell (a “put option”) the underlying asset (or settle for cash in an amount based on an underlying asset, rate, or index) at a specified price (the “exercise price”) during a period of time or on a specified date. Investments in options are considered speculative. When the Fund purchases an option, it may lose the total premium paid for it if the price of the underlying security or other assets decreased, remained the same or failed to increase to a level at or beyond the exercise price (in the case of a call option) or increased, remained the same or failed to decrease to a level at or below the exercise price (in the case of a put option). If a put or call option purchased by the Fund were permitted to expire without being sold or exercised, its premium would represent a loss to the Fund. To the extent that the Fund writes or sells an option, if the decline or increase in the underlying asset is significantly below or above the exercise price of the written option, the Fund could experience a substantial loss.

*Commodity-Linked Derivatives* — The value of a commodity-linked derivative investment typically is based upon the price movements of a commodity, a commodity futures contract or commodity index, or some other readily measurable economic variable. The value of commodity-linked derivative instruments may be affected by changes in overall market movements, volatility of the underlying benchmark, changes in inflation, interest rates, or factors affecting a particular industry or commodity, such as drought, floods, weather, livestock disease, embargoes, tariffs and international economic, political and regulatory developments. The value of commodity-linked derivatives will rise or fall in response to changes in the underlying commodity or related index. Investments in commodity-linked derivatives may be subject to greater volatility than non-derivative based investments. A highly liquid secondary market may not exist for certain commodity-linked derivatives, and there can be no assurance that one will develop.

Commodity-linked derivatives also may be subject to credit and interest rate risks that in general affect the values of fixed-income securities. Therefore, at maturity, the Fund may receive more or less principal than it originally invested. The Fund might receive interest payments that are more or less than the stated coupon interest payments.

In connection with the Fund's direct and indirect investments in commodity-linked derivatives, the Fund will attempt to manage its counterparty exposure so as to limit its exposure to any one counterparty. However, due to the limited number of entities that may serve as counterparties (and which the Fund believes are creditworthy) at any one time the Fund may enter into swap agreements with a limited number of counterparties and may invest in commodity-linked notes issued by a limited number of issuers that will act as counterparties, which may increase the Fund's exposure to counterparty credit risk. There can be no assurance that the Fund will be able to limit exposure to any one counterparty at all times.

*Commodity-Linked Notes* — Commodity-linked notes involve substantial risks, including the risk of loss of a significant portion of their principal value. In addition to commodity risk and general derivatives risk, they may be subject to additional special risks, such as risk of loss of interest and principal, lack of secondary market and risk of greater volatility, that do not affect traditional equity and debt securities.

*Participation Notes* — Investing in participation notes involves the same risks associated with a direct investment in the shares of the companies the notes seek to replicate. However, the performance results of participation notes will not replicate exactly the performance of the issuers or markets that the notes seek to replicate due to transaction costs and other expenses.

Investment in a participation note is not the same as investment in the constituent shares of the company and is subject to counterparty risk. A participation note represents only an obligation of the issuer to provide the Fund the economic performance equivalent to holding shares of an underlying security. A participation note does not provide any beneficial or equitable entitlement or interest in the relevant underlying security. In other words, shares of the underlying security are not in any way owned by the Fund. However each participation note synthetically replicates the economic benefit of holding shares in the underlying security. Because a participation note is an obligation of the issuer, rather than direct investment in shares of the underlying security, the Fund may suffer losses potentially equal to the full value of the participation note if the issuer fails to perform its obligations.

The price, performance and liquidity of a participation note are all linked directly to the underlying security. The Fund's ability to redeem or exercise a participation note generally is dependent on the liquidity in the local trading market for the security underlying the participation note.

■ **Emerging Markets Risk** — The risks of foreign investments are usually much greater for emerging markets. Investments in emerging markets may be considered speculative. Emerging markets may include those in countries considered emerging or developing by the World Bank, the International Finance Corporation or the United Nations. Emerging markets are riskier than more developed markets because they tend to develop unevenly and may never fully develop. They are more likely to experience hyperinflation and currency devaluations, which adversely affect returns to U.S. investors. In addition, many emerging markets have far lower trading volumes and less liquidity than developed markets. Since these markets are often small, they may be more likely to suffer sharp and frequent price changes or long-term price depression because of adverse publicity, investor perceptions or the actions of a few large investors. In addition, traditional measures of investment value used in the United States, such as price to earnings ratios, may not apply to certain small markets. Also, there may be less publicly available information about issuers in emerging markets than would be available about issuers in more developed capital markets, and such issuers may not be subject to accounting, auditing and financial reporting standards and requirements comparable to those to which U.S. companies are subject.

Many emerging markets have histories of political instability and abrupt changes in policies. As a result, their governments are more likely to take actions that are hostile or detrimental to private enterprise or foreign investment than those of more developed countries, including expropriation of assets, confiscatory taxation, high rates of inflation or unfavorable diplomatic developments. In the past, governments of such nations have expropriated substantial amounts of private property, and most claims of the property owners have never been fully settled. There is no assurance that such expropriations will not reoccur. In such an event, it is possible that the Fund could lose the entire value of its investments in the affected market. Some countries have pervasive corruption and crime that may hinder investments. Certain emerging markets may also face other significant internal or external risks, including the risk of war, and ethnic, religious and racial conflicts. In addition, governments in many emerging market countries participate to a significant degree in their economies and securities markets, which may impair investment and economic growth. National policies that may limit the Fund's investment opportunities include restrictions on investment in issuers or industries deemed sensitive to national interests.

Emerging markets may also have differing legal systems and the existence or possible imposition of exchange controls, custodial restrictions or other foreign or U.S. governmental laws or restrictions applicable to such investments. Sometimes, they may lack or be in the relatively early development of legal structures governing private and foreign investments and private property. Many emerging markets do not have income tax treaties with the United States, and as a result, investments by the Fund may be subject to higher withholding taxes in such countries. In addition, some countries with emerging markets may impose differential capital gains taxes on foreign investors. Foreign companies with securities listed on U.S. exchanges may be delisted if they do not meet U.S. accounting standards and auditor oversight requirements, which may significantly decrease the liquidity and value of the securities.

Practices in relation to settlement of securities transactions in emerging markets involve higher risks than those in developed markets, in part because the Fund will need to use brokers and counterparties that are less well capitalized, and custody and registration of assets in some countries may be unreliable. The possibility of fraud, negligence, undue influence being exerted by the issuer or refusal to recognize ownership exists in some emerging markets, and, along with other factors, could result in ownership registration being completely lost. The Fund would absorb any loss resulting from such registration problems and may have no successful claim for compensation. In addition, communications between the United States and emerging market countries may be unreliable, increasing the risk of delayed settlements or losses of security certificates.

■ **Equity Securities Risk** — Common and preferred stocks represent equity ownership in a company. Stock markets are volatile. The price of equity securities will fluctuate and can decline and reduce the value of a portfolio investing in equities. The value of equity securities purchased by the Fund could decline if the financial condition of the companies the Fund invests in declines or if overall market and economic conditions deteriorate. The value of equity securities may also decline due to factors that affect a particular industry or industries, such as labor shortages or an increase in production costs and competitive conditions within an industry. In addition, the value may decline due to general market conditions that are not specifically related to a company or industry, such as real or perceived adverse economic conditions, changes in the general outlook for corporate earnings, changes in inflation, interest or currency rates or generally adverse investor sentiment.

■ **Foreign Securities Risk** — Securities traded in foreign markets have often (though not always) performed differently from securities traded in the United States. However, such investments often involve special risks not present in

U.S. investments that can increase the chances that the Fund will lose money. In particular, the Fund is subject to the risk that because there may be fewer investors on foreign exchanges and a smaller number of securities traded each day, it may be more difficult for the Fund to buy and sell securities on those exchanges. In addition, prices of foreign securities may go up and down more than prices of securities traded in the United States.

*Certain Risks of Holding Fund Assets Outside the United States* — The Fund generally holds its foreign securities and cash in foreign banks and securities depositories. Some foreign banks and securities depositories may be recently organized or new to the foreign custody business. In addition, there may be limited or no regulatory oversight of their operations. Also, the laws of certain countries limit the Fund's ability to recover its assets if a foreign bank, depository or issuer of a security, or any of their agents, goes bankrupt. In addition, it is often more expensive for the Fund to buy, sell and hold securities in certain foreign markets than in the United States. The increased expense of investing in foreign markets reduces the amount the Fund can earn on its investments and typically results in a higher operating expense ratio for the Fund than for investment companies invested only in the United States.

*Currency Risk* — Securities and other instruments in which the Fund invests may be denominated or quoted in currencies other than the U.S. dollar. For this reason, changes in foreign currency exchange rates can affect the value of the Fund's portfolio.

Generally, when the U.S. dollar rises in value against a foreign currency, a security denominated in that currency loses value because the currency is worth fewer U.S. dollars. Conversely, when the U.S. dollar decreases in value against a foreign currency, a security denominated in that currency gains value because the currency is worth more U.S. dollars. This risk, generally known as "currency risk," means that a strong U.S. dollar will reduce returns for U.S. investors while a weak U.S. dollar will increase those returns.

Should the Fund invest in a debt security denominated in U.S. dollars and issued by an issuer whose functional currency is a currency other than the U.S. dollar, and such currency decreases in value against the U.S. dollar, such issuer's ability to repay its obligation under the U.S. dollar-denominated security may be negatively impacted.

*Foreign Economy Risk* — The economies of certain foreign markets may not compare favorably with the economy of the United States with respect to such issues as growth of gross national product, reinvestment of capital, resources and balance of payments position. Certain foreign economies may rely heavily on particular industries or foreign capital and are more vulnerable to diplomatic developments, the imposition of economic sanctions against a particular country or countries, changes in international trading patterns, trade barriers and other protectionist or retaliatory measures. Investments in foreign markets may also be adversely affected by governmental actions such as the imposition of capital controls, nationalization of companies or industries, expropriation of assets or the imposition of punitive taxes. In addition, economic conditions, such as volatile currency exchange rates and interest rates, political events, military action and other conditions may, without prior warning, lead to the governments of certain countries, or the U.S. Government with respect to certain countries, prohibiting or imposing substantial restrictions through capital controls and/or sanctions on foreign investments in the capital markets or certain industries in those countries. Capital controls and/or sanctions may include the prohibition of, or restrictions on, the ability to own or transfer currency, securities, derivatives or other assets and may also include retaliatory actions of one government against another government, such as seizure of assets. Any of these actions could severely impair the Fund's ability to purchase, sell, transfer, receive, deliver or otherwise obtain exposure to foreign securities and assets, including the ability to transfer the Fund's assets or income back into the United States, and could negatively impact the value and/or liquidity of such assets or otherwise adversely affect the Fund's operations, causing the Fund to decline in value.

Other potential foreign market risks include foreign exchange controls, difficulties in pricing securities, defaults on foreign government securities, difficulties in enforcing legal judgments in foreign courts and political and social instability. Diplomatic and political developments, including rapid and adverse political changes, social instability, regional conflicts, terrorism and war, could affect the economies, industries and securities and currency markets, and the value of the Fund's investments, in non-U.S. countries. These factors are extremely difficult, if not impossible, to predict and take into account with respect to the Fund's investments.

*Governmental Supervision and Regulation/Accounting Standards* — Many foreign governments do not supervise and regulate stock exchanges, brokers and the sale of securities to the same extent as such regulations exist in the United States. They also may not have laws to protect investors that are comparable to U.S. securities laws. For example, some foreign countries may have no laws or rules against insider trading. Insider trading occurs when a person buys or sells a company's securities based on material non-public information about that company. In addition, some countries may have legal systems that may make it difficult for the Fund to vote proxies, exercise shareholder rights, and pursue legal remedies with respect to its foreign investments. Accounting standards in other countries are not necessarily the same as in the United States. If the accounting standards in another country do

not require as much detail as U.S. accounting standards, it may be harder for Fund management to completely and accurately determine a company's financial condition.

**Settlement Risk** — Settlement and clearance procedures in certain foreign markets differ significantly from those in the United States. Foreign settlement and clearance procedures and trade regulations also may involve certain risks (such as delays in payment for or delivery of securities) not typically associated with the settlement of U.S. investments.

At times, settlements in certain foreign countries have not kept pace with the number of securities transactions. These problems may make it difficult for the Fund to carry out transactions. If the Fund cannot settle or is delayed in settling a purchase of securities, it may miss attractive investment opportunities and certain of its assets may be uninvested with no return earned thereon for some period. If the Fund cannot settle or is delayed in settling a sale of securities, it may lose money if the value of the security then declines or, if it has contracted to sell the security to another party, the Fund could be liable for any losses incurred.

**Withholding Tax Reclaims Risk** — The Fund may file claims to recover foreign withholding taxes on dividend and interest income (if any) received from issuers in certain countries and capital gains on the disposition of stocks or securities where such withholding tax reclaim is possible. Whether or when the Fund will receive a withholding tax refund is within the control of the tax authorities in such countries. Where the Fund expects to recover withholding taxes, the net asset value of the Fund generally includes accruals for such tax refunds. The Fund regularly evaluates the probability of recovery. If the likelihood of recovery materially decreases, due to, for example, a change in tax regulation or approach in the foreign country, accruals in the Fund's net asset value for such refunds may be written down partially or in full, which will adversely affect the Fund's net asset value. Shareholders in the Fund at the time an accrual is written down will bear the impact of the resulting reduction in net asset value regardless of whether they were shareholders during the accrual period. Conversely, if the Fund receives a tax refund that has not been previously accrued, shareholders in the Fund at the time of the successful recovery will benefit from the resulting increase in the Fund's net asset value. Shareholders who sold their shares prior to such time will not benefit from such increase in the Fund's net asset value.

**European Economic Risk** — The European financial markets have recently experienced volatility and adverse trends due to concerns about economic downturns in, or rising government debt levels of, several European countries as well as acts of war in the region. These events may spread to other countries in Europe and may affect the value and liquidity of certain of the Fund's investments.

Responses to the financial problems by European governments, central banks and others, including austerity measures and reforms, may not work, may result in social unrest and may limit future growth and economic recovery or have other unintended consequences. Further defaults or restructurings by governments and others of their debt could have additional adverse effects on economies, financial markets and asset valuations around the world.

The United Kingdom has withdrawn from the European Union, and one or more other countries may withdraw from the European Union and/or abandon the Euro, the common currency of the European Union. These events and actions have adversely affected, and may in the future adversely affect, the value and exchange rate of the Euro and may continue to significantly affect the economies of every country in Europe, including countries that do not use the Euro and non-European Union member states. The impact of these actions, especially if they occur in a disorderly fashion, is not clear but could be significant and far reaching. In addition, Russia launched a large-scale invasion of Ukraine on February 24, 2022. The extent and duration of the military action, resulting sanctions and resulting future market disruptions in the region are impossible to predict, but could be significant and have a severe adverse effect on the region, including significant negative impacts on the economy and the markets for certain securities and commodities, such as oil and natural gas, as well as other sectors.

■ **High Portfolio Turnover Risk** — The Fund may engage in active and frequent trading of its portfolio securities. High portfolio turnover (more than 100%) may result in increased transaction costs to the Fund, including brokerage commissions, dealer mark-ups and other transaction costs on the sale of the securities and on reinvestment in other securities. The sale of Fund portfolio securities may result in the realization and/or distribution to shareholders of higher capital gains or losses as compared to a fund with less active trading policies. These effects of higher than normal portfolio turnover may adversely affect Fund performance.

■ **High Yield Bonds Risk** — Although junk bonds generally pay higher rates of interest than investment grade bonds, junk bonds are high risk investments that are considered speculative and may cause income and principal losses for the Fund. The major risks of junk bond investments include:

■ Junk bonds may be issued by less creditworthy issuers. Issuers of junk bonds may have a larger amount of outstanding debt relative to their assets than issuers of investment grade bonds. In the event of an issuer's

bankruptcy, claims of other creditors may have priority over the claims of junk bond holders, leaving few or no assets available to repay junk bond holders.

- Prices of junk bonds are subject to extreme price fluctuations. Adverse changes in an issuer's industry and general economic conditions may have a greater impact on the prices of junk bonds than on other higher rated fixed-income securities.
- Issuers of junk bonds may be unable to meet their interest or principal payment obligations because of an economic downturn, specific issuer developments, or the unavailability of additional financing.
- Junk bonds frequently have redemption features that permit an issuer to repurchase the security from the Fund before it matures. If the issuer redeems junk bonds, the Fund may have to invest the proceeds in bonds with lower yields and may lose income.
- Junk bonds may be less liquid than higher rated fixed-income securities, even under normal economic conditions. There are fewer dealers in the junk bond market, and there may be significant differences in the prices quoted for junk bonds by the dealers. Because they are less liquid than higher rated fixed-income securities, judgment may play a greater role in valuing junk bonds than is the case with securities trading in a more liquid market.
- The Fund may incur expenses to the extent necessary to seek recovery upon default or to negotiate new terms with a defaulting issuer.

The credit rating of a high yield security does not necessarily address its market value risk. Ratings and market value may change from time to time, positively or negatively, to reflect new developments regarding the issuer.

- **Investments in Mutual Funds and ETFs Risk** — The Fund will invest substantially all of its assets in underlying BlackRock funds, so the Fund's investment performance is directly related to the performance of the underlying funds. The Fund may also directly invest in ETFs. The Fund's net asset value will change with changes in the value of the mutual funds, ETFs and other securities in which it invests. An investment in the Fund will entail more direct and indirect costs and expenses than a direct investment in the underlying funds and ETFs. For example, the Fund indirectly pays a portion of the expenses (including operating expenses and management fees) incurred by the underlying funds and ETFs.

One underlying fund may buy the same securities that another underlying fund sells. In addition, the Fund may buy the same securities that an underlying fund sells, or vice-versa. If this happens, an investor in the Fund would indirectly bear the costs of these transactions without accomplishing the intended investment purpose. Also, an investor in the Fund may receive taxable gains from portfolio transactions by an underlying fund, as well as taxable gains from transactions in shares of the underlying fund by the Fund. Certain of the underlying funds may hold common portfolio securities, thereby reducing the diversification benefits of the Fund.

As the underlying funds or the Fund's allocations among the underlying funds change from time to time, or to the extent that the expense ratio of the underlying funds changes, the weighted average operating expenses borne by the Fund may increase or decrease.

- **Leverage Risk** — Some transactions may give rise to a form of economic leverage. These transactions may include, among others, derivatives, and may expose the Fund to greater risk and increase its costs. As an open-end investment company registered with the Securities and Exchange Commission (the "SEC"), the Fund is subject to the federal securities laws, including the Investment Company Act of 1940, as amended (the "Investment Company Act"), and the rules thereunder. Under Rule 18f-4 under the Investment Company Act, among other things, the Fund must either use derivatives in a limited manner or comply with an outer limit on fund leverage risk based on value-at-risk. The use of leverage may cause the Fund to liquidate portfolio positions when it may not be advantageous to do so to satisfy its obligations or to meet the applicable requirements of the Investment Company Act and the rules thereunder. Increases and decreases in the value of the Fund's portfolio will be magnified when the Fund uses leverage.

- **Market Risk and Selection Risk** — Market risk is the risk that one or more markets in which the Fund invests will go down in value, including the possibility that the markets will go down sharply and unpredictably. The value of a security or other asset may decline due to changes in general market conditions, economic trends or events that are not specifically related to the issuer of the security or other asset, or factors that affect a particular issuer or issuers, exchange, country, group of countries, region, market, industry, group of industries, sector or asset class. Local, regional or global events such as war, acts of terrorism, the spread of infectious illness or other public health issues like pandemics or epidemics, recessions, or other events could have a significant impact on the Fund and its investments. Selection risk is the risk that the securities selected by Fund management will underperform the markets, the relevant indices or the securities selected by other funds with similar investment objectives and investment strategies. This means you may lose money.

An outbreak of an infectious coronavirus (COVID-19) that was first detected in December 2019 developed into a global pandemic that has resulted in numerous disruptions in the market and has had significant economic impact leaving general concern and uncertainty. Although vaccines have been developed and approved for use by various governments, the duration of the pandemic and its effects cannot be predicted with certainty. The impact of this coronavirus, and other epidemics and pandemics that may arise in the future, could affect the economies of many nations, individual companies and the market in general ways that cannot necessarily be foreseen at the present time.

■ **Mid Cap Securities Risk** — The securities of mid cap companies generally trade in lower volumes and are generally subject to greater and less predictable price changes than the securities of larger capitalization companies.

■ **Real Estate-Related Securities Risk** — The main risk of real estate-related securities is that the value of the underlying real estate may go down. Many factors may affect real estate values. These factors include both the general and local economies, vacancy rates, changes in rent schedules, tenant bankruptcies, the ability to re-lease space under expiring leases on attractive terms, the amount of new construction in a particular area, the laws and regulations (including zoning, environmental and tax laws) affecting real estate and the costs of owning, maintaining and improving real estate. The availability of mortgage financing and changes in interest rates may also affect real estate values. If the Fund's real estate-related investments are concentrated in one geographic area or in one property type, the Fund will be particularly subject to the risks associated with that area or property type. Many issuers of real estate-related securities are highly leveraged, which increases the risk to holders of such securities. The value of the securities the Fund buys will not necessarily track the value of the underlying investments of the issuers of such securities. In addition, certain issuers of real estate-related securities may have developed or commenced development on properties and may develop additional properties in the future. Real estate development involves significant risks in addition to those involved in the ownership and operation of established properties. Real estate securities may have limited diversification and are, therefore, subject to risks inherent in operating and financing a limited number of projects. Real estate securities are also subject to heavy cash flow dependency and defaults by borrowers or tenants.

■ **Small Cap and Emerging Growth Securities Risk** — Small cap or emerging growth companies may have limited product lines or markets. They may be less financially secure than larger, more established companies. They may depend on a small number of key personnel. If a product fails or there are other adverse developments, or if management changes, the Fund's investment in a small cap or emerging growth company may lose substantial value. In addition, it is more difficult to get information on smaller companies, which tend to be less well known, have shorter operating histories, do not have significant ownership by large investors and are followed by relatively few securities analysts.

The securities of small cap and emerging growth companies generally trade in lower volumes and are subject to greater and more unpredictable price changes than larger cap securities or the market as a whole. In addition, small cap and emerging growth securities may be particularly sensitive to changes in interest rates, borrowing costs and earnings. Investing in small cap and emerging growth securities requires a longer term view.

## Principal Risks of the Underlying Funds

■ **Asset Class Risk** — The securities or other assets in the Underlying Index (as defined below) or in the Fund's portfolio may underperform in comparison to other securities or indexes that track other countries, groups of countries, regions, industries, groups of industries, markets, market segments, asset classes or sectors. Various types of securities, currencies and indexes or assets may experience cycles of outperformance and underperformance in comparison to the general financial markets depending upon a number of factors including, among other things, inflation, interest rates, productivity, global demand for local products or resources, and regulation and governmental controls. This may cause the Fund to underperform other investment vehicles that invest in different asset classes.

■ **Authorized Participant Concentration Risk** — Only an authorized participant may engage in creation or redemption transactions directly with the Fund, and none of those authorized participants is obligated to engage in creation and/or redemption transactions. The Fund has a limited number of institutions that may act as authorized participants on an agency basis (i.e., on behalf of other market participants). To the extent that authorized participants exit the business or are unable to proceed with creation or redemption orders with respect to the Fund and no other authorized participant is able to step forward to create or redeem creation units, Fund shares may be more likely to trade at a premium or discount to net asset value ("NAV") and possibly face trading halts or delisting. Authorized participant concentration risk may be heightened because ETFs, such as the Fund, that invest in securities issued by non-U.S. issuers or other securities or instruments that are less widely traded often involve greater settlement and operational issues and capital costs for authorized participants, which may limit the availability of authorized participants.

■ **Calculation Methodology Risk** — The Index Provider (as defined below) relies on various sources of information to assess criteria of securities included in the Underlying Index, including information that may be based on assumptions and estimates. Neither the Fund nor BlackRock can offer assurances that the Underlying Index’s calculation methodology or sources of information will provide an accurate assessment of included components.

■ **China Investments Risk** — Investment in Chinese securities subjects the Fund to risks specific to China. The Chinese economy is subject to a considerable degree of economic, political and social instability:

*Political and Social Risk* — There is a greater risk in China than in many other countries of currency fluctuations, currency non-convertibility, interest rate fluctuations and higher rates of inflation as a result of internal social unrest or conflicts with other countries. Unanticipated political or social developments may result in sudden and significant investment losses. Disparities of wealth and the pace of economic liberalization in China may lead to social turmoil, violence and labor unrest. China’s growing income inequality, rapidly aging population and worsening environmental conditions also are factors that may affect the Chinese economy.

*Government Control and Regulations* — The Chinese government has implemented significant economic reforms in order to liberalize trade policy, promote foreign investment in the economy, reduce government control of the economy and develop market mechanisms. However, government control over certain sectors or enterprises and significant regulation of investment and industry are still pervasive, including the imposition of trading restrictions, a ban on “naked” short selling or the suspension of short selling for certain stocks, restrictions on investment in companies or industries deemed to be sensitive to particular national interests, trading of securities of Chinese issuers, foreign ownership of Chinese corporations in certain industries and/or the repatriation of assets by foreign investors under certain circumstances. Limitations or restrictions on foreign ownership of A-shares (as defined below) may have adverse effects on the liquidity and performance of the Fund. Government market interventions may have a negative impact on market sentiment, which may in turn affect the performance of the Chinese securities markets and as a result the performance of the Fund. Chinese markets generally continue to experience inefficiency, volatility and pricing anomalies that may be connected to governmental influence, lack of publicly available information, and political and social instability. Chinese companies, such as those in the financial services or technology sectors, and potentially other sectors in the future, are also subject to the risk that Chinese authorities can intervene in their operations and structure, which may negatively affect the value of the Fund’s investments.

*Suspension Risk* — SSE Securities (as defined below) and SZSE Securities (as defined below) may only be bought from, or sold to, the Fund at times when the relevant SSE Securities and SZSE Securities may be sold or purchased on the relevant Chinese stock exchange. The SSE Securities and SZSE Securities markets have a higher propensity for trading suspensions than many other global equity markets. In addition, SSE Securities and SZSE Securities can be “self-suspended” by the issuers themselves. Trading suspensions in certain stocks could lead to greater market execution risk and costs for the Fund. The SSE and SZSE currently apply a daily price limit, set at 10% or 20%, of the amount of fluctuation permitted in the prices of the relevant SSE Securities and SZSE Securities during a single trading day. The daily price limit refers to price movements only and does not restrict trading within the relevant limit. There can be no assurance that a liquid market on an exchange will exist for any particular SSE Security or SZSE Security or for any particular time. This could cause the Fund to trade in the market at greater bid-ask spreads or greater premiums or discounts to the Fund’s net asset value.

*Economic Risk* — The Chinese economy has grown rapidly in the recent past and there is no assurance that this growth rate will be maintained. The Chinese economy may be adversely affected by, among other things, a deterioration in global demand for Chinese exports, or a contraction in spending on domestic goods by Chinese consumers. In addition, China may experience substantial rates of inflation, significant indebtedness or economic recessions, which would have a negative effect on its economy and securities market. Delays in enterprise restructuring, slow development of well-functioning financial markets and widespread corruption have also hindered the performance of the Chinese economy. China continues to receive substantial pressure from trading partners to liberalize official currency exchange rates.

Reduction in spending on Chinese products and services, supply chain diversification, institution of tariffs, sanctions or other trade barriers (including as a result of heightened trade tensions between China and the United States or in response to actual or alleged Chinese cyber activity) or a downturn in any of the economies of China’s key trading partners may have an adverse impact on the Chinese economy. Some Chinese companies are subject to economic or trade restrictions imposed by other governments due to national security, human rights or other concerns of such government. For example, certain foreign technology companies are subject to U.S. export restrictions as they are believed to pose a national security risk to the U.S. The U.S. also bans imports of goods produced in certain regions of China or by certain Chinese companies due to concerns about forced labor. Such restrictions may have unanticipated and adverse effects on the Chinese economy. Any such action that targets

Chinese financial markets or securities exchanges could interfere with orderly trading, delay settlement or cause market disruptions. So long as these restrictions do not include restrictions on investments, the Fund may invest in such companies.

The United States and China have been engaged in an ongoing trade war with one another, which has led to trade frictions between their economies and negative flow-on consequences on global markets and other nations closely affiliated with those countries. The current political climate has intensified concerns about the ongoing trade war between China and the United States, as each country has imposed tariffs on the other country's products. These actions may trigger a significant reduction in international trade, the oversupply of certain manufactured goods, substantial price reductions of goods and possible failure of individual companies and/or large segments of China's export industry, which could have a negative impact on the Fund's performance. In addition, there is a risk that further capital controls and/or sanctions may be imposed, which could include the prohibition of, or restrictions on, the ability to own or transfer currency, securities, derivatives or other assets and may also include retaliatory actions, such as seizure of assets. Any of these actions could severely impair the Fund's ability to purchase, sell, transfer, receive, deliver or otherwise obtain exposure to Chinese securities and assets, including the ability to transfer the Fund's assets or income back into the United States, and could negatively impact the value and/or liquidity of such assets or otherwise adversely affect the Fund's operations, causing the Fund to decline in value. Events such as these and their consequences are difficult to predict and it is unclear whether further tariffs may be imposed or other escalating actions may be taken in the future. From time to time, China has experienced outbreaks of infectious illnesses, including the novel coronavirus known as "COVID-19." The country may be subject to other public health threats, infectious illnesses, diseases or similar issues in the future. Any spread of an infectious illness, public health threat or similar issue could reduce consumer demand or economic output, result in market closures, travel restrictions or quarantines, and generally have a significant impact on the Chinese economy, which in turn could adversely affect the Fund's investments.

*Expropriation and Privatization Risk* — The Chinese government maintains a major role in economic policymaking and investing in China involves risks of losses due to expropriation, nationalization, or confiscation of assets and property, the imposition of restrictions on foreign investments and on repatriation of capital invested. China has privatized, or has begun a process of privatizing, certain entities and industries. Newly privatized companies may face strong competition from government-sponsored competitors that have not been privatized. In some instances, investors in newly privatized entities have suffered losses due to the inability of the newly privatized entities to adjust quickly to a competitive environment or changing regulatory and legal standards or, in some cases, due to re-nationalization of such privatized entities. There is no assurance that similar losses will not recur.

*Security Risk* — China has strained international relations with Taiwan, India, Russia and other neighbors due to territorial disputes, historical animosities, defense concerns and other security concerns. Additionally, China is alleged to have participated in state-sponsored cyberattacks against foreign companies and foreign governments. Actual and threatened responses to such activity and strained international relations, including purchasing restrictions, sanctions, tariffs or cyberattacks on the Chinese government or Chinese companies, may impact China's economy and Chinese issuers of securities in which the Fund invests. Relations between China's Han ethnic majority and other ethnic groups in China, including Tibetans and Uighurs, are also strained and have been marked by protests and violence. These situations may cause uncertainty in the Chinese market and may adversely affect the Chinese economy. In addition, conflict on the Korean Peninsula could adversely affect the Chinese economy. Such risks, among others, may adversely affect the value of the Fund's investments.

*Chinese Equity Markets* — The SSE and SZSE are undergoing continued development and the market capitalization of, and trading volumes on, those exchanges are lower than those in more developed financial markets. Market volatility and settlement difficulties in the Chinese equity markets may result in significant fluctuation in the prices of securities traded on such markets and may consequently increase the volatility of the net asset value of the Fund. Securities listed on the SSE and SZSE are divided into two classes: A-shares, which are mostly limited to domestic investors and denominated in RMB, and B-shares, which are allocated for both international and domestic investors and denominated in U.S. dollars on the SSE and Hong Kong dollars on the SZSE. The A-shares market is generally subject to greater government restrictions, including trading suspensions (discussed above), which may lead to increased illiquidity risks. The B-shares market is generally smaller, less liquid and has a smaller issuer base than the A-shares market, which may lead to significant price volatility. B-shares and H shares (which are issued by companies incorporated in the PRC and derive substantial revenues from or allocate substantial assets in the PRC) of issuers that also issue A-shares may trade at significant discounts or premiums to their A-shares counterparts. While the Fund seeks to invest in A-shares, the Fund occasionally may invest in other securities or assets if it is not possible to acquire A-shares. These share mechanisms are subject to the political and economic policies in China. The Fund may also invest in Chinese companies listed on U.S. exchanges, such as American Depositary Receipts ("ADRs") or variable interest entities ("VIEs"), which are subject to the investment risks associated with the underlying Chinese issuer or operating company.



*Hong Kong Political Risk* — Hong Kong reverted to Chinese sovereignty on July 1, 1997 as a Special Administrative Region of the People’s Republic of China under the principle of “one country, two systems.” Although China is obligated to maintain the current capitalist economic and social system of Hong Kong through June 30, 2047, the continuation of economic and social freedoms enjoyed in Hong Kong is dependent on the government of China. Since 1997, there have been tensions between the Chinese government and many people in Hong Kong who perceive China as tightening of control over Hong Kong’s semi-autonomous liberal political, economic, legal, and social framework. Recent protests and unrest have increased tensions even further. Due to the interconnected nature of the Hong Kong and Chinese economies, this instability in Hong Kong may cause uncertainty in the Hong Kong and Chinese markets. In addition, the Hong Kong dollar trades at a fixed exchange rate in relation to (or, is “pegged” to) the U.S. dollar, which has contributed to the growth and stability of the Hong Kong economy. However, it is uncertain how long the currency peg will continue or what effect the establishment of an alternative exchange rate system would have on the Hong Kong economy. Because the Fund’s NAV is denominated in U.S. dollars, the establishment of an alternative exchange rate system could result in a decline in the Fund’s NAV.

*Foreign Ownership Limits Risk* — Under current PRC securities rules, there is a limit as to how many shares a single foreign investor is permitted to hold in a PRC listed company, and also a limit as to the maximum combined holdings of all foreign investors in a PRC listed company. Such foreign ownership limits apply on an aggregated basis, i.e., across both domestically and overseas issued shares of the listed company, and regardless of whether the relevant holdings are made through Stock Connect (as defined below), QFI system or other investment programs. A single foreign investor’s shareholding in a listed company may not exceed 10% of its total issued shares, and the aggregate foreign shareholding in a listed company may not exceed 30% of its total issued shares. As a result, the Fund may not be able to execute trading freely in accordance with its investment strategy and the profits that the Fund derives from such investments may be limited. This may adversely affect the performance of the Fund.

*Reliance on Trading Partners Risk* — China’s economy is dependent on the economies of Asia, Europe and the United States. Reduction in spending by these economies on Chinese products and services or negative changes in any of these economies may cause an adverse impact on China’s economy and therefore, on the Fund’s investments.

*Certain Risks of Holding Fund Assets Outside the United States* — It is often more expensive for the Fund to buy, sell and hold securities in foreign markets than in the United States. The increased expense of investing in foreign markets reduces the amount the Fund can earn on its investments and typically results in a higher operating expense ratio for the Fund than for investment companies invested only in the United States.

*Limited Information and Legal Remedies* — Chinese companies, including Chinese companies that are listed on U.S. exchanges, are not subject to the same degree of regulatory requirements, accounting standards or auditor oversight as companies in more developed countries. As a result, information about the Chinese securities in which the Fund invests may be less reliable or complete. Chinese companies with securities listed on U.S. exchanges may be delisted if they do not meet U.S. accounting standards and auditor oversight requirements, which would significantly decrease the liquidity and value of the securities. There may be significant obstacles to obtaining information necessary for investigations into or litigation against Chinese companies, and shareholders may have limited legal remedies.

- **China Risk — Risk of Investing through Stock Connect** — Investing in eligible ETFs and A-shares (“Stock Connect Securities”) through Stock Connect is subject to trading, clearance, settlement and other procedures, which could pose risks to the Fund.

Although no individual investment quotas or licensing requirements apply to investors in Stock Connect, trading through Stock Connect is subject to the Daily Quota, which limits the maximum net purchases under Stock Connect each day. The Daily Quota does not belong to the Fund and is utilized on a first-come-first-serve basis. As such, buy orders for Stock Connect Securities would be rejected once the Daily Quota is exceeded (although the Fund will be permitted to sell their Stock Connect Securities regardless of the Daily Quota balance). The Daily Quota may restrict the Fund’s ability to invest in Stock Connect Securities through Stock Connect on a timely basis, which could affect the Fund’s ability to effectively pursue its investment strategy. The Daily Quota is also subject to change. Stock Connect Securities purchased through Stock Connect generally may only be sold or otherwise transferred through Stock Connect and in accordance with applicable rules. In order to comply with applicable local market rules and to facilitate orderly operations of the Fund, including the timely settlement of Stock Connect trades placed by or on behalf of the Fund, BlackRock utilizes an operating model that will only be used by the Fund and iShares ETFs with investments in Stock Connect Securities through Stock Connect. Such operating model may reduce the risks of trade failures; however, it will also allow Stock Connect trades to be settled without the prior verification by the Fund. Accordingly, this operating model may subject the Fund to additional risks, including an increased risk of

inadvertently exceeding certain trade or other restrictions or limits placed on the Fund and/or its affiliates, and a heightened risk of erroneous trades, which may negatively impact the Fund.

While Stock Connect Securities must be designated as eligible to be traded under Stock Connect (such eligible securities listed on the SSE, the “SSE Securities,” and such eligible securities listed on the SZSE, the “SZSE Securities”), those Stock Connect Securities may also lose such designation, and if this occurs, such Stock Connect Securities may be sold but could no longer be purchased through Stock Connect. With respect to sell orders under Stock Connect, SEHK carries out pre-trade checks to ensure an investor has sufficient Stock Connect Securities in its account before the market opens on the trading day. Accordingly, if there are insufficient Stock Connect Securities in an investor’s account before the market opens on the trading day, the sell order will be rejected, which may adversely impact the Fund’s performance.

In addition, Stock Connect will only operate on days when both the Chinese and Hong Kong markets are open for trading and when banking services are available in both markets on the corresponding settlement days. Therefore, an investment in Stock Connect Securities through Stock Connect may subject the Fund to the risk of price fluctuations on days when the Chinese markets are open, but Stock Connect is not trading. Each of the SEHK, SSE and SZSE reserves the right to suspend trading through Stock Connect under certain circumstances. The relevant PRC government authority may also impose “circuit breakers” and other measures to halt or suspend Northbound trading. Where such a suspension of trading is effected, the Fund’s ability to access Stock Connect Securities through Stock Connect will be adversely affected. In addition, if one or both of the Chinese and Hong Kong markets are closed on a U.S. trading day, the Fund may not be able to acquire or dispose of Stock Connect Securities through Stock Connect in a timely manner, which could adversely affect the Fund’s performance.

The Fund’s investments in Stock Connect Securities through Stock Connect are held by its custodian in accounts in Central Clearing and Settlement System (“CCASS”) maintained by the Hong Kong Securities Clearing Company Limited (“HKSCC”), which in turn holds the Stock Connect Securities, as the nominee holder, through an omnibus securities account in its name registered with the CSDCC. The precise nature and rights of the Fund as the beneficial owner of the SSE Securities or SZSE Securities through HKSCC as nominee is not well defined under PRC law. There is a lack of a clear definition of, and distinction between, legal ownership and beneficial ownership under PRC law and there have been few cases involving a nominee account structure in the PRC courts. The exact nature and methods of enforcement of the rights and interests of the Fund under PRC law is also uncertain. In the unlikely event that HKSCC becomes subject to winding up proceedings in Hong Kong, there is a risk that the SSE Securities or SZSE Securities may not be regarded as held for the beneficial ownership of the Fund or as part of the general assets of HKSCC available for general distribution to its creditors.

Notwithstanding the fact that HKSCC does not claim proprietary interests in the SSE Securities or SZSE Securities held in its omnibus stock account in the CSDCC, the CSDCC as the share registrar for SSE- or SZSE-listed companies will still treat HKSCC as one of the shareholders when it handles corporate actions in respect of such SSE Securities or SZSE Securities. HKSCC monitors the corporate actions affecting SSE Securities and SZSE Securities and keeps participants of CCASS informed of all such corporate actions that require CCASS participants to take steps in order to participate in them. The Fund will therefore depend on HKSCC for both settlement and notification and implementation of corporate actions.

The HKSCC is responsible for the clearing, settlement and provision of depositary, nominee and other related services of the trades executed by Hong Kong market participants and investors. Accordingly, investors do not hold SSE Securities or SZSE Securities directly; rather, they are held through their brokers’ or custodians’ accounts with CCASS. The HKSCC and the CSDCC establish clearing links and each has become a participant of the other to facilitate clearing and settlement of cross-border trades. Should the CSDCC default and the CSDCC be declared as a defaulter, HKSCC’s liabilities in Stock Connect under its market contracts with clearing participants will be limited to assisting clearing participants in pursuing their claims against the CSDCC. In that event, the Fund may suffer delays in the recovery process or may not be able to fully recover its losses from the CSDCC.

Market participants are able to participate in Stock Connect subject to meeting certain information technology capability, risk management and other requirements as may be specified by the relevant exchange and/or clearing house. Further, the “connectivity” in Stock Connect requires routing of orders across the borders of Hong Kong and the PRC. This requires the development of new information technology systems on the part of SEHK and exchange participants. There is no assurance that the systems of SEHK and market participants will function properly or will continue to be adapted to changes and developments in both markets. In the event that the relevant systems fail to function properly, trading in Stock Connect Securities through Stock Connect could be disrupted, and the Fund’s ability to achieve its investment objective may be adversely affected.

Stock Connect is subject to regulations promulgated by regulatory authorities and implementation rules made by the stock exchanges in the PRC and Hong Kong. There is no certainty as to how the current regulations will be applied or interpreted going forward, and new or revised regulations may be issued from time to time by the

regulators and stock exchanges in China and Hong Kong in connection with operations, legal enforcement and cross-border trades under Stock Connect. In addition, there can be no assurance that Stock Connect will not be discontinued. The Fund may be adversely affected as a result of such changes. Furthermore, the securities regimes and legal systems of China and Hong Kong differ significantly and issues may arise from the differences on an ongoing basis. Further, different fees, costs and taxes are imposed on foreign investors acquiring Stock Connect Securities through Stock Connect, and these fees, costs and taxes may be higher than comparable fees, costs and taxes imposed on owners of other Chinese securities providing similar investment exposure.

- **China Tax Risk – Withholding Income Tax Risk** – According to PRC tax regulations, a 10% withholding income tax is imposed on PRC sourced dividends and interests from non-government bonds paid to a non-PRC tax resident enterprise, unless the rate is reduced under an applicable tax treaty. From a technical perspective, withholding income tax is also applicable to capital gains realized by foreign investors on the disposal of PRC equity interests.

There are however certain tax exemptions available, some temporary in nature, highlighted below.

On November 14, 2014, the Ministry of Finance (“MoF”), China Securities Regulatory Commission and the State Taxation Administration (“STA”), acting with State Council’s approval, jointly released Circular 79, which temporarily exempts Qualified Foreign Institutional Investors (“QFIs”) and Renminbi Qualified Foreign Institutional Investors (“RQFIs”) from tax on capital gains derived from the trading of shares and other equity interest investments on or after November 17, 2014. Subsequently, Circulars 81 and 127 were issued to temporarily exempt tax on capital gains derived from trading of equity securities of companies domiciled in the PRC that trade on Chinese stock exchanges (“A-Shares”) through the Shanghai-Hong Kong Stock Connect program or the Shenzhen-Hong Kong Stock Connect program, as applicable (each, a “Stock Connect” and collectively, “Stock Connects”). The duration of the temporary exemptions is not stated in the circulars and is subject to termination by the PRC tax authorities with or without notice.

On November 22, 2018, the MoF and STA jointly issued Circular 108 which states that foreign institutional investors are temporarily exempt from withholding income tax with respect to interest income on bonds derived from the PRC bond market from November 7, 2018 to November 6, 2021. On November 22, 2021, the MoF and STA issued Public Notice 34 to extend the temporary exemption from November 7, 2021 to December 31, 2025.

*Value Added Tax (“VAT”) Risk* – From May 1, 2016, VAT applies to certain income derived by the Fund, including PRC sourced interest income on non-government bonds and trading gains.

There are however certain tax exemptions available, some temporary in nature, highlighted below.

VAT exemptions currently apply to capital gains from trading of QFII and RQFII products, A-Shares traded on the Stock Connects and debt securities traded in the China Interbank Bond Market.

On November 7, 2018, the MoF and SAT jointly issued Circular 108 which states that foreign institutional investors are temporarily exempt from VAT with respect to interest income on bonds derived from the PRC bond market from November 7, 2018 to November 6, 2021. On November 22, 2021, the MoF and STA issued Public Notice 34 to extend the temporary exemption from November 7, 2021 to December 31, 2025.

Any changes in PRC tax law, future clarifications thereof, and/or subsequent retroactive enforcement by the PRC tax authorities may result in a loss which could be material to the Fund. There is a risk the PRC tax authorities may withdraw the temporary tax exemptions in the future and seek to collect taxes realized on the sale of A-Shares or PCR sourced interest income on non-government bonds received by the Fund without giving any prior notice. If the tax exemptions are withdrawn, any taxes may be directly borne by or indirectly passed on to the Fund and may result in a substantial impact to its net asset value. As with any net asset value adjustment, investors may be advantaged or disadvantaged depending on when the investors purchased and/or sold the shares of the Fund. There will be no retrospective restatement of the Fund’s net asset value.

BlackRock will keep the provisioning policy for tax liability under review and may, in its discretion from time to time, make a provision for potential tax liabilities if in its opinion such provision is warranted or as further clarified by the PRC in notifications.

- **Collateralized Debt Obligations Risk** — In addition to the typical risks associated with fixed-income securities and asset-backed securities, collateralized debt obligations (“CDOs”), including collateralized loan obligations, carry additional risks including, but not limited to: (i) the possibility that distributions from collateral securities will not be adequate to make interest or other payments; (ii) the risk that the collateral may default or decline in value or be downgraded, if rated by a nationally recognized statistical rating organization; (iii) the Fund may invest in tranches of CDOs that are subordinate to other tranches; (iv) the structure and complexity of the transaction and the legal documents could lead to disputes among investors regarding the characterization of proceeds; (v) the investment return achieved by the Fund could be significantly different than those predicted by financial models; (vi) the lack of a readily available secondary market for CDOs; (vii) the risk of forced “fire sale” liquidation due to technical defaults such as coverage test failures; and (viii) the CDO’s manager may perform poorly.

- **Concentration Risk** — To the extent that the Fund’s portfolio reflects concentration in the securities of issuers in a particular region, market, industry, group of industries, country, group of countries, sector or asset class, the Fund may be adversely affected by the performance of those securities, may be subject to increased price volatility and may be more susceptible to adverse economic, market, political or regulatory occurrences affecting that region, market, industry, group of industries, country, group of countries, sector or asset class.
- **Convertible Securities Risk** — The market value of a convertible security performs like that of a regular debt security; that is, if market interest rates rise, the value of a convertible security usually falls. In addition, convertible securities are subject to the risk that the issuer will not be able to pay interest, principal or dividends when due, and their market value may change based on changes in the issuer’s credit rating or the market’s perception of the issuer’s creditworthiness. Since it derives a portion of its value from the common stock into which it may be converted, a convertible security is also subject to the same types of market and issuer risks that apply to the underlying common stock, including the potential for increased volatility in the price of the convertible security.
- **Corporate Loans Risk** — Commercial banks and other financial institutions or institutional investors make corporate loans to companies that need capital to grow or restructure. Borrowers generally pay interest on corporate loans at rates that change in response to changes in market interest rates such as the Secured Overnight Financing Rate (“SOFR”), the London Interbank Offered Rate (“LIBOR”) or the prime rates of U.S. banks. As a result, the value of corporate loan investments is generally less exposed to the adverse effects of shifts in market interest rates than investments that pay a fixed rate of interest. However, because the trading market for certain corporate loans may be less developed than the secondary market for bonds and notes, the Fund may experience difficulties in selling its corporate loans. Transactions in corporate loans may settle on a delayed basis. As a result, the proceeds from the sale of corporate loans may not be readily available to make additional investments or to meet the Fund’s redemption obligations. To the extent the extended settlement process gives rise to short-term liquidity needs, the Fund may hold additional cash, sell investments or temporarily borrow from banks and other lenders. Leading financial institutions often act as agent for a broader group of lenders, generally referred to as a syndicate. The syndicate’s agent arranges the corporate loans, holds collateral and accepts payments of principal and interest. If the agent develops financial problems, the Fund may not recover its investment or recovery may be delayed. By investing in a corporate loan, the Fund may become a member of the syndicate.

The market for corporate loans may be subject to irregular trading activity and wide bid/ask spreads.

The corporate loans in which the Fund invests are subject to the risk of loss of principal and income. Although borrowers frequently provide collateral to secure repayment of these obligations they do not always do so. If they do provide collateral, the value of the collateral may not completely cover the borrower’s obligations at the time of a default. If a borrower files for protection from its creditors under the U.S. bankruptcy laws, these laws may limit the Fund’s rights to its collateral. In addition, the value of collateral may erode during a bankruptcy case. In the event of a bankruptcy, the holder of a corporate loan may not recover its principal, may experience a long delay in recovering its investment and may not receive interest during the delay.

- **Depository Receipts Risk** — Depository receipts are generally subject to the same risks as the foreign securities that they evidence or into which they may be converted. In addition to investment risks associated with the underlying issuer, depository receipts expose the Fund to additional risks associated with the non-uniform terms that apply to depository receipt programs, credit exposure to the depository bank and to the sponsors and other parties with whom the depository bank establishes the programs, currency risk and the risk of an illiquid market for depository receipts. The issuers of unsponsored depository receipts are not obligated to disclose information that is, in the United States, considered material. Therefore, there may be less information available regarding these issuers and there may not be a correlation between such information and the market value of the depository receipts. While depository receipts provide an alternative to directly purchasing underlying foreign securities in their respective markets and currencies, they continue to be subject to many of the risks associated with investing directly in foreign securities, including political, economic, and currency risk.
- **Dividend-Paying Stock Risk** — Investing in dividend-paying stocks involves the risk that such stocks may fall out of favor with investors and underperform the broader market. Companies that issue dividend-paying stocks are not required to pay or continue paying dividends on such stocks. It is possible that issuers of the stocks held by the Fund will not declare dividends in the future or will reduce or eliminate the payment of dividends (including reducing or eliminating anticipated accelerations or increases in the payment of dividends) in the future.
- **Dollar Rolls Risk** — A dollar roll transaction involves a sale by the Fund of a mortgage-backed, U.S. Treasury or other security (as permitted by the Fund’s investment strategies) concurrently with an agreement by the Fund to repurchase a similar security at a later date at an agreed-upon price. The market value of the securities the Fund is required to purchase may decline below the agreed upon repurchase price of those securities. If the broker/dealer to whom the Fund sells securities becomes insolvent, the Fund’s right to purchase or repurchase securities may be

restricted. Successful use of dollar rolls may depend upon the adviser's ability to correctly predict interest rates and prepayments, depending on the underlying security. There is no assurance that dollar rolls can be successfully employed.

■ **ESG Investing Risk** — The Fund intends to screen out particular issuers pursuant to certain criteria established by BlackRock, and to measure ESG characteristics, including characteristics related to climate, with respect to certain investments pursuant to a methodology determined by BlackRock. This may affect the Fund's exposure to certain issuers and the Fund may forego certain investment opportunities. The Fund's results may be lower than other funds that do not seek to invest in issuers based on ESG criteria, or that use a different methodology to screen out issuers or evaluate ESG criteria. The Fund seeks to identify issuers that it believes are better positioned to manage ESG risks and opportunities related to their businesses and to avoid certain companies and industries with ESG related risks, but investors may differ in their views of what constitutes positive or negative ESG criteria. As a result, the Fund may invest in issuers that do not reflect the beliefs and values of any particular investor. In evaluating a security or issuer based on ESG criteria, BlackRock is dependent upon certain information and data from third party providers of ESG research, which may be incomplete, inaccurate or unavailable. As a result, there is a risk that BlackRock may incorrectly assess a security or issuer. There is also a risk that BlackRock may not apply the relevant ESG criteria correctly or that the Fund could have indirect exposure to issuers who do not meet the relevant ESG criteria used by the Fund. Neither the Fund nor BlackRock make any representation or warranty, express or implied, with respect to the fairness, correctness, accuracy, reasonableness or completeness of such ESG assessment. There may be limitations with respect to availability of ESG data in certain sectors, as well as limited availability of investments with positive ESG assessments in certain sectors. BlackRock's evaluation of ESG criteria is subjective and may change over time.

The Fund may not include all instruments in its ESG-related assessments, and may place weight on other factors when selecting investments. In addition, the Fund may not be successful in its ESG-related objectives. There is no guarantee that these objectives will be achieved, and such assessments are at BlackRock's discretion.

■ **Geographic Risk** — Some of the companies in which the Fund invests are located in parts of the world that have historically been prone to natural disasters, such as earthquakes, tornadoes, volcanic eruptions, droughts, floods, hurricanes or tsunamis, and are economically sensitive to environmental events. Any such event may adversely impact the economies of these geographic areas or business operations of companies in these geographic areas, causing an adverse impact on the value of the Fund.

■ **Illiquid Investments Risk** — The Fund may not acquire any illiquid investment if, immediately after the acquisition, the Fund would have invested more than 15% of its net assets in illiquid investments. An illiquid investment is any investment that the Fund reasonably expects cannot be sold or disposed of in current market conditions in seven calendar days or less without the sale or disposition significantly changing the market value of the investment. Liquid investments may become illiquid after purchase by the Fund, particularly during periods of market turmoil. There can be no assurance that a security or instrument that is deemed to be liquid when purchased will continue to be liquid for as long as it is held by the Fund, and any security or instrument held by the Fund may be deemed an illiquid investment pursuant to the Fund's liquidity risk management program. The Fund's illiquid investments may reduce the returns of the Fund because it may be difficult to sell the illiquid investments at an advantageous time or price. In addition, if the Fund is limited in its ability to sell illiquid investments during periods when shareholders are redeeming their shares, the Fund will need to sell liquid securities to meet redemption requests and illiquid securities will become a larger portion of the Fund's holdings. An investment may be illiquid due to, among other things, the reduced number and capacity of traditional market participants to make a market in fixed-income securities or the lack of an active trading market. To the extent that the Fund's principal investment strategies involve derivatives or securities with substantial market and/or credit risk, the Fund will tend to have the greatest exposure to the risks associated with illiquid investments. Illiquid investments may be harder to value, especially in changing markets, and if the Fund is forced to sell these investments to meet redemption requests or for other cash needs, the Fund may suffer a loss. This may be magnified in a rising interest rate environment or other circumstances where investor redemptions from fixed-income mutual funds may be higher than normal. In addition, when there is illiquidity in the market for certain securities, the Fund, due to limitations on illiquid investments, may be subject to purchase and sale restrictions.

■ **Income Producing Stock Availability Risk** — Depending upon market conditions, income producing common stock that meets the Fund's investment criteria may not be widely available and/or may be highly concentrated in only a few market sectors. This may limit the ability of the Fund to produce current income while remaining fully diversified.

■ **Income Risk** — The Fund's yield will vary as the short-term securities in its portfolio mature and the proceeds are reinvested in securities with different interest rates.

■ **Index-Related Risk** — The Fund seeks to achieve a return that corresponds generally to the price and yield performance, before fees and expenses, of the Underlying Index as published by the Index Provider. There is no

assurance that the Index Provider or any agents that may act on its behalf will compile the Underlying Index accurately, or that the Underlying Index will be determined, composed or calculated accurately. While the Index Provider provides descriptions of what the Underlying Index is designed to achieve, neither the Index Provider nor its agents provide any warranty or accept any liability in relation to the quality, accuracy or completeness of the Underlying Index or its related data, and they do not guarantee that the Underlying Index will be in line with the Index Provider's methodology. BlackRock's mandate as described in this prospectus is to manage the Fund consistently with the Underlying Index provided by the Index Provider to BlackRock. BlackRock does not provide any warranty or guarantee against the Index Provider's or any agent's errors. Errors in respect of the quality, accuracy and completeness of the data used to compile the Underlying Index may occur from time to time and may not be identified and corrected by the Index Provider for a period of time or at all, particularly where the indices are less commonly used as benchmarks by funds or managers. Such errors may negatively or positively impact the Fund and its shareholders. For example, during a period where the Underlying Index contains incorrect constituents, the Fund would have market exposure to such constituents and would be underexposed to the Underlying Index's other constituents. Shareholders should understand that any gains from Index Provider errors will be kept by the Fund and its shareholders and any losses or costs resulting from Index Provider errors will be borne by the Fund and its shareholders.

Unusual market conditions or other unforeseen circumstances (such as natural disasters, political unrest or war) may impact the Index Provider or a third-party data provider and could cause the Index Provider to postpone a scheduled rebalance to the Underlying Index. This could cause the Underlying Index to vary from its normal or expected composition. The postponement of a scheduled rebalance could mean that constituents of the Underlying Index that would otherwise be removed at rebalance due to changes in market capitalizations, issuer credit ratings, or other reasons may remain, causing the performance and constituents of the Underlying Index to vary from those expected under normal conditions. Apart from scheduled rebalances, the Index Provider or its agents may carry out additional ad hoc rebalances to the Underlying Index due to reaching certain weighting constraints, unusual market conditions or corporate events or, for example, to correct an error in the selection of index constituents. When the Underlying Index is rebalanced and the Fund in turn rebalances its portfolio to attempt to increase the correlation between the Fund's portfolio and the Underlying Index, any transaction costs and market exposure arising from such portfolio rebalancing will be borne directly by the Fund and its shareholders. Therefore, errors and additional ad hoc rebalances carried out by the Index Provider or its agents to the Underlying Index may increase the costs to and the tracking error risk of the Fund.

Similar risks exist for the Underlying Funds in tracking their underlying index, which may result in the Funds' performance deviating from the return of the Underlying Index.

- **Indexed and Inverse Securities Risk** — Indexed and inverse securities provide a potential return based on a particular index of value or interest rates. The Fund's return on these securities will be subject to risk with respect to the value of the particular index. These securities are subject to leverage risk and correlation risk. Certain indexed and inverse securities have greater sensitivity to changes in interest rates or index levels than other securities, and the Fund's investment in such instruments may decline significantly in value if interest rates or index levels move in a way Fund management does not anticipate.
- **Investment Style Risk** — Under certain market conditions, growth investments have performed better during the later stages of economic expansion and value investments have performed better during periods of economic recovery. Therefore, these investment styles may over time go in and out of favor. At times when the investment style used by the Fund is out of favor, the Fund may underperform other funds that use different investment styles.
- **Issuer Risk** — The performance of the Fund depends on the performance of individual securities to which the Fund has exposure. Any issuer of these securities may perform poorly, causing the value of its securities to decline. Poor performance may be caused by poor management decisions, competitive pressures, changes in technology, expiration of patent protection, disruptions in supply, labor problems or shortages, corporate restructurings, fraudulent disclosures, credit deterioration of the issuer or other factors. Issuers may, in times of distress or at their own discretion, decide to reduce or eliminate dividends, which may also cause their stock prices to decline.
- **Management Risk** — If a passively managed ETF does not fully replicate the underlying index, it is subject to the risk that the manager's investment management strategy may not produce the intended results.
- **Model Risk** — The Fund seeks to pursue its investment objective by using proprietary models that incorporate quantitative analysis. Investments selected using these models may perform differently than as forecasted due to the factors incorporated into the models and the weighting of each factor, as well as the level and scope of changes from historical trends. In addition, issues in the construction and implementation of the models, including software or hardware malfunction, power loss, software bugs, malicious code, viruses, system crashes and other technological failures or various other events or circumstances within or beyond the control of BlackRock, may

adversely impact the Fund. Please see also “Cyber Security Risk” below. There is no guarantee that BlackRock’s use of these models will result in effective investment decisions for the Fund.

Some of the models used by BlackRock rely on historical data and may not accurately predict future market movements. The Fund bears the risk that the models used by BlackRock will not be successful in forecasting movements in the market or in determining the size, direction, and/or weighting of investment positions that will enable the Fund to achieve its investment objective. In addition, the models may not be reliable in the event of unusual or disruptive events that cause market movements, which may be inconsistent with the historical performance of individual markets. In such instances, the models may produce unexpected results, which can result in losses for the Fund. Furthermore, because predictive models may be constructed based on data supplied by third parties, the success of relying on such models may depend heavily on the accuracy and reliability of such data.

■ **Momentum Securities Risk** — Stocks that have previously exhibited high momentum characteristics may not experience positive momentum in the future or may experience more volatility than the market as a whole. The Index Provider may be unsuccessful in creating an index that emphasizes momentum securities. In addition, there may be periods when the momentum style of investing is out of favor and the investment performance of the Fund may suffer. Neither the Fund nor its investment manager can offer assurances that the Index Provider’s model will result in the Fund meeting its investment objective.

■ **Mortgage- and Asset-Backed Securities Risks** — Mortgage-backed securities (residential and commercial) and asset-backed securities represent interests in “pools” of mortgages or other assets, including consumer loans or receivables held in trust. Although asset-backed and commercial mortgage-backed securities (“CMBS”) generally experience less prepayment than residential mortgage-backed securities, mortgage-backed and asset-backed securities, like traditional fixed-income securities, are subject to credit, interest rate, prepayment and extension risks.

Small movements in interest rates (both increases and decreases) may quickly and significantly reduce the value of certain mortgage-backed securities. The Fund’s investments in asset-backed securities are subject to risks similar to those associated with mortgage-related securities, as well as additional risks associated with the nature of the assets and the servicing of those assets. These securities also are subject to the risk of default on the underlying mortgages or assets, particularly during periods of economic downturn. Certain CMBS are issued in several classes with different levels of yield and credit protection. The Fund’s investments in CMBS with several classes may be in the lower classes that have greater risks than the higher classes, including greater interest rate, credit and prepayment risks.

Mortgage-backed securities may be either pass-through securities or collateralized mortgage obligations (“CMOs”). Pass-through securities represent a right to receive principal and interest payments collected on a pool of mortgages, which are passed through to security holders. CMOs are created by dividing the principal and interest payments collected on a pool of mortgages into several revenue streams (“tranches”) with different priority rights to portions of the underlying mortgage payments. Certain CMO tranches may represent a right to receive interest only (“IOs”), principal only (“POs”) or an amount that remains after floating-rate tranches are paid (an “inverse floater”). These securities are frequently referred to as “mortgage derivatives” and may be extremely sensitive to changes in interest rates. Interest rates on inverse floaters, for example, vary inversely with a short-term floating rate (which may be reset periodically). Interest rates on inverse floaters will decrease when short-term rates increase, and will increase when short-term rates decrease. These securities have the effect of providing a degree of investment leverage. In response to changes in market interest rates or other market conditions, the value of an inverse floater may increase or decrease at a multiple of the increase or decrease in the value of the underlying securities. If the Fund invests in CMO tranches (including CMO tranches issued by government agencies) and interest rates move in a manner not anticipated by Fund management, it is possible that the Fund could lose all or substantially all of its investment. Certain mortgage-backed securities in which the Fund may invest may also provide a degree of investment leverage, which could cause the Fund to lose all or substantially all of its investment.

The mortgage market in the United States has experienced difficulties that may adversely affect the performance and market value of certain of the Fund’s mortgage-related investments. Delinquencies and losses on mortgage loans (including subprime and second-lien mortgage loans) and a decline in or flattening of real estate values (in each case as has been experienced and may continue to be experienced in many housing markets) may exacerbate such delinquencies and losses. Also, a number of mortgage loan originators have experienced serious financial difficulties or bankruptcy. Reduced investor demand for mortgage loans and mortgage-related securities and increased investor yield requirements have caused limited liquidity in the secondary market for mortgage-related securities, which can adversely affect the market value of mortgage-related securities. It is possible that such limited liquidity in such secondary markets could continue or worsen.

Asset-backed securities entail certain risks not presented by mortgage-backed securities, including the risk that in certain states it may be difficult to perfect the liens securing the collateral backing certain asset-backed securities. In addition, certain asset-backed securities are based on loans that are unsecured, which means that there is no collateral to seize if the underlying borrower defaults.

- **Municipal Securities Risks** — Municipal securities risks include the ability of the issuer to repay the obligation, the relative lack of information about certain issuers of municipal securities, and the possibility of future legislative changes which could affect the market for and value of municipal securities. Budgetary constraints of local, state, and federal governments upon which the issuers may be relying for funding may also impact municipal securities. These risks include:

*General Obligation Bonds Risks*— The full faith, credit and taxing power of the municipality that issues a general obligation bond secures payment of interest and repayment of principal. Timely payments depend on the issuer's credit quality, ability to raise tax revenues and ability to maintain an adequate tax base.

*Revenue Bonds Risks*— Payments of interest and principal on revenue bonds are made only from the revenues generated by a particular facility, class of facilities or the proceeds of a special tax or other revenue source. These payments depend on the money earned by the particular facility or class of facilities, or the amount of revenues derived from another source.

*Private Activity Bonds Risks* — Municipalities and other public authorities issue private activity bonds to finance development of industrial facilities for use by a private enterprise. The private enterprise pays the principal and interest on the bond, and the issuer does not pledge its full faith, credit and taxing power for repayment. If the private enterprise defaults on its payments, the Fund may not receive any income or get its money back from the investment.

*Moral Obligation Bonds Risks* — Moral obligation bonds are generally issued by special purpose public authorities of a state or municipality. If the issuer is unable to meet its obligations, repayment of these bonds becomes a moral commitment, but not a legal obligation, of the state or municipality.

*Municipal Notes Risks* — Municipal notes are shorter term municipal debt obligations. They may provide interim financing in anticipation of, and are secured by, tax collection, bond sales or revenue receipts. If there is a shortfall in the anticipated proceeds, the notes may not be fully repaid and the Fund may lose money.

*Municipal Lease Obligations Risks* — In a municipal lease obligation, the issuer agrees to make payments when due on the lease obligation. The issuer will generally appropriate municipal funds for that purpose, but is not obligated to do so. Although the issuer does not pledge its unlimited taxing power for payment of the lease obligation, the lease obligation is secured by the leased property. However, if the issuer does not fulfill its payment obligation it may be difficult to sell the property and the proceeds of a sale may not cover the Fund's loss.

*Tax-Exempt Status Risk* — In making investments, the Fund and its investment manager will rely on the opinion of issuers' bond counsel and, in the case of derivative securities, sponsors' counsel, on the tax-exempt status of interest on municipal obligations and payments under tax-exempt derivative securities. Neither the Fund nor its investment manager will independently review the bases for those tax opinions. If any of those tax opinions are ultimately determined to be incorrect or if events occur after the security is acquired that impact the security's tax-exempt status, the Fund and its shareholders could be subject to substantial tax liabilities. The IRS has generally not ruled on the taxability of the securities. An assertion by the IRS that a portfolio security is not exempt from U.S. federal income tax (contrary to indications from the issuer) could affect the Fund's and its shareholders' income tax liability for the current or past years and could create liability for information reporting penalties. In addition, an IRS assertion of taxability may impair the liquidity and the fair market value of the securities.

- **National Closed Market Trading Risk** — To the extent that the underlying securities or other instruments held by the Fund trade on foreign exchanges or in foreign markets that may be closed when the securities exchange on which the Fund's shares trade is open, there are likely to be deviations between the current price of an underlying security and the last quoted price for the underlying security (i.e., the Fund's quote from the closed foreign market). The impact of a closed foreign market on the Fund is likely to be greater where a large portion of the Fund's underlying securities or other instruments trade on that closed foreign market or when the foreign market is closed for unscheduled reasons. These deviations could result in premiums or discounts to the Fund's NAV that may be greater than those experienced by other ETFs.

- **"New Issues" Risk** — "New issues" are initial public offerings ("IPOs") of equity securities. Investments in companies that have recently gone public have the potential to produce substantial gains for the Fund. However, there is no assurance that the Fund will have access to profitable IPOs and therefore investors should not rely on these past gains as an indication of future performance. The investment performance of the Fund during periods when it is unable to invest significantly or at all in IPOs may be lower than during periods when the Fund is able to do so. In addition, as the Fund increases in size, the impact of IPOs on the Fund's performance will generally



decrease. Securities issued in IPOs are subject to many of the same risks as investing in companies with smaller market capitalizations. Securities issued in IPOs have no trading history, and information about the companies may be available for very limited periods. In addition, the prices of securities sold in IPOs may be highly volatile or may decline shortly after the IPO. When an IPO is brought to the market, availability may be limited and the Fund may not be able to buy any shares at the offering price, or, if it is able to buy shares, it may not be able to buy as many shares at the offering price as it would like.

- **Non-U.S. Agency Debt Risk** — The Fund invests in uncollateralized bonds issued by agencies, subdivisions or instrumentalities of foreign governments. Bonds issued by these foreign government agencies, subdivisions or instrumentalities are generally backed only by the creditworthiness and reputation of the entities issuing the bonds and may not be backed by the full faith and credit of the foreign government. Moreover, a foreign government that explicitly provides its full faith and credit to a particular entity may be, due to changed circumstances, unable or unwilling to actually provide that support. If a non-U.S. agency is unable to meet its obligations, the performance of the Fund will be adversely impacted. A non-U.S. agency's operations and financial condition are influenced by the foreign government's economic and other policies. Changes to the financial condition or credit rating of a foreign government may cause the value of debt issued by that particular foreign government's agencies, subdivisions or instrumentalities to decline. During periods of economic uncertainty, the trading of non-U.S. agency bonds may be less liquid while market prices may be more volatile than prices of U.S. agency bonds. Additional risks associated with non-U.S. agency investing include differences in accounting, auditing and financial reporting standards, adverse changes in investment or exchange control regulations, political instability, which could affect U.S. investments in foreign countries, and potential restrictions of the flow of international capital.
- **Passive Investment Risk** — The portfolios of certain ETFs are not actively managed and may be affected by a general decline in market segments relating to their respective indices. Such ETFs typically invest in securities included in, or representative of, their respective indices regardless of their investment merits and do not attempt to take defensive positions in declining markets.
- **Preferred Securities Risk** — Preferred securities may pay fixed or adjustable rates of return. Preferred securities are subject to issuer-specific and market risks applicable generally to equity securities. In addition, a company's preferred securities generally pay dividends only after the company makes required payments to holders of its bonds and other debt. For this reason, the value of preferred securities will usually react more strongly than bonds and other debt to actual or perceived changes in the company's financial condition or prospects. Preferred securities of smaller companies may be more vulnerable to adverse developments than preferred securities of larger companies.
- **Reliance on Trading Partners Risk** — The economies of many countries in which the Fund invests are highly dependent on trade with certain key trading partners. Reduction in spending on products and services by these key trading partners, institution of tariffs or other trade barriers or a slowdown in the economies of key trading partners may adversely affect the performance of any security in which the Fund invests and have a material adverse effect on the Fund's performance.
- **Representative Sampling Risk** — Representative sampling is a method of indexing that involves investing in a representative sample of securities that collectively have a similar investment profile to the index and resemble the index in terms of risk factors and other key characteristics. A passively managed ETF may or may not hold every security in the index. When an ETF deviates from a full replication indexing strategy to utilize a representative sampling strategy, the ETF is subject to an increased risk of tracking error, in that the securities selected in the aggregate for the ETF may not have an investment profile similar to those of its index.
- **Repurchase Agreements and Purchase and Sale Contracts Risk** — If the other party to a repurchase agreement or purchase and sale contract defaults on its obligation under the agreement, the Fund may suffer delays and incur costs or lose money in exercising its rights under the agreement. If the seller fails to repurchase the security in either situation and the market value of the security declines, the Fund may lose money.
- **Reverse Repurchase Agreements Risk** — Reverse repurchase agreements involve the sale of securities held by the Fund with an agreement to repurchase the securities at an agreed-upon price, date and interest payment. Reverse repurchase agreements involve the risk that the other party may fail to return the securities in a timely manner or at all. The Fund could lose money if it is unable to recover the securities and the value of the collateral held by the Fund, including the value of the investments made with cash collateral, is less than the value of the securities. These events could also trigger adverse tax consequences for the Fund. In addition, reverse repurchase agreements involve the risk that the interest income earned in the investment of the proceeds will be less than the interest expense.
- **Risk of Investing in Agriculture and Livestock** — The agricultural and livestock sectors are subject to government subsidy policies and environmental, health and safety laws and regulations. Specific governmental policies, such as taxes, tariffs, duties, subsidies and import and export restrictions on agricultural commodities, commodity products

and livestock, can influence the profitability of investing in agriculture and livestock. These industries may also be adversely affected by changes in commercial and consumer demand for their products. A growing competitive landscape and increased availability of such commodities can influence: (i) the planting and raising of certain crops/livestock versus other uses of resources; (ii) the location and size of crop and livestock production; (iii) whether unprocessed or processed commodity products are traded; and (iv) the volume and types of imports and exports. Economic recession or labor difficulties may also lead to a decrease in demand for the products and services involved in agriculture. As a result, the price of agricultural or livestock commodities could decline, which would affect the performance of the Fund. The agricultural and livestock sectors also are particularly sensitive to changing weather conditions, such as floods or droughts, natural disasters and other factors, such as disease outbreaks and pollution.

■ **Securities Lending Risk** — Securities lending involves the risk that the borrower may fail to return the securities in a timely manner or at all. As a result, the Fund may lose money and there may be a delay in recovering the loaned securities. The Fund could also lose money if it does not recover the securities and/or the value of the collateral falls, including the value of investments made with cash collateral. These events could trigger adverse tax consequences for the Fund.

■ **Shares of an ETF May Trade at Prices Other Than Net Asset Value** — Shares of an ETF trade on exchanges at prices at, above or below their most recent net asset value. The per share net asset value of an ETF is calculated at the end of each business day and fluctuates with changes in the market value of the ETF's holdings since the most recent calculation. The trading prices of an ETF's shares fluctuate continuously throughout trading hours based on market supply and demand rather than net asset value. The trading prices of an ETF's shares may deviate significantly from net asset value during periods of market volatility. Any of these factors may lead to an ETF's shares trading at a premium or discount to net asset value. However, because shares can be created and redeemed in creation units, which are aggregated blocks of shares that authorized participants who have entered into agreements with the ETF's distributor can purchase or redeem directly from the ETF, at net asset value (unlike shares of many closed-end funds, which frequently trade at appreciable discounts from, and sometimes at premiums to, their net asset values), large discounts or premiums to the net asset value of an ETF are not likely to be sustained over the long-term. While the creation/redemption feature is designed to make it likely that an ETF's shares normally trade on exchanges at prices close to the ETF's next calculated net asset value, exchange prices are not expected to correlate exactly with an ETF's net asset value due to timing reasons as well as market supply and demand factors. In addition, disruptions to creations and redemptions or the existence of extreme market volatility may result in trading prices that differ significantly from net asset value. If a shareholder purchases at a time when the market price is at a premium to the net asset value or sells at a time when the market price is at a discount to the net asset value, the shareholder may sustain losses. The use of cash creations and redemptions may also cause the ETFs' shares to trade in the market at greater bid-ask spreads or greater premiums or discounts to the ETFs' NAV.

■ **Sovereign Debt Risk** — Sovereign debt instruments are subject to the risk that a governmental entity may delay or refuse to pay interest or repay principal on its sovereign debt, due, for example, to cash flow problems, insufficient foreign currency reserves, political considerations, the relative size of the governmental entity's debt position in relation to the economy or the failure to put in place economic reforms required by the International Monetary Fund or other multilateral agencies. If a governmental entity defaults, it may ask for more time in which to pay or for further loans. There is no legal process for collecting sovereign debt that a government does not pay nor are there bankruptcy proceedings through which all or part of the sovereign debt that a governmental entity has not repaid may be collected.

■ **Structured Notes Risk** — Structured notes and other related instruments purchased by the Fund are generally privately negotiated debt obligations where the principal and/or interest is determined by reference to the performance of a specific asset, benchmark asset, market or interest rate ("reference measure"). The interest rate or the principal amount payable upon maturity or redemption may increase or decrease, depending upon changes in the value of the reference measure. The terms of a structured note may provide that, in certain circumstances, no principal is due at maturity and, therefore, may result in a loss of invested capital by the Fund. The interest and/or principal payments that may be made on a structured product may vary widely, depending on a variety of factors, including the volatility of the reference measure.

Structured notes may be positively or negatively indexed, so the appreciation of the reference measure may produce an increase or a decrease in the interest rate or the value of the principal at maturity. The rate of return on structured notes may be determined by applying a multiplier to the performance or differential performance of reference measures. Application of a multiplier involves leverage that will serve to magnify the potential for gain and the risk of loss.

The purchase of structured notes exposes the Fund to the credit risk of the issuer of the structured product. Structured notes may also be more volatile, less liquid, and more difficult to price accurately than less complex securities and instruments or more traditional debt securities.

- **Subsidiary Risk** — By investing in a wholly owned subsidiary of the Fund formed in the Cayman Islands (the “Subsidiary”), the Fund is indirectly exposed to the risks associated with the Subsidiary’s investments. The commodity-related instruments held by the Subsidiary are generally similar to those that are permitted to be held by the Fund and are subject to the same risks that apply to similar investments if held directly by the Fund (see “Commodities Related Investments Risk” above). There can be no assurance that the investment objective of the Subsidiary will be achieved. The Subsidiary is not registered under the Investment Company Act, and, unless otherwise noted in this prospectus, is not subject to all the investor protections of the Investment Company Act. However, the Fund wholly owns and controls the Subsidiary, and the Fund and the Subsidiary are both managed by BlackRock, making it unlikely that the Subsidiary will take action contrary to the interests of the Fund and its shareholders. The Board has oversight responsibility for the investment activities of the Fund, including its investment in the Subsidiary, and the Fund’s role as sole shareholder of the Subsidiary. The Subsidiary is subject to the same investment restrictions and limitations, and follows the same compliance policies and procedures, as the Fund. Changes in the laws of the United States and/or the Cayman Islands could result in the inability of the Fund and/or the Subsidiary to operate as described in this prospectus and the SAI and could adversely affect the Fund.
- **Tax Risk** — Although the Fund intends to invest primarily in securities the interest on which, in the opinion of counsel to the issuer, is exempt from federal income tax, the IRS has generally not ruled on the taxability of the securities. An assertion by the IRS that a portfolio security is not exempt from Federal income tax (contrary to indications from the issuer) could affect the Fund’s and shareholder’s income tax liability for the current or past years and could create liability for information reporting penalties. In addition, an IRS assertion of taxability may impair the liquidity and the fair market value of the securities.
- **Thematic Investing Risk** — The Fund relies on the Index Provider for the identification of securities for inclusion in the Underlying Index that reflect themes and sub-themes, and its performance may suffer if such securities are not correctly identified or if a theme or sub-theme develops in an unexpected manner. Performance may also suffer if the stocks included in the Underlying Index do not benefit from the development of such themes or sub-themes. Performance may also be impacted by the inclusion of non-theme-relevant exposures in the Underlying Index. There is no guarantee that the Underlying Index will reflect the theme and sub-theme exposures intended.
- **Tracking Error Risk** — Imperfect correlation between a passively managed ETF’s portfolio securities and those in its index, rounding of prices, the timing of cash flows, the ETF’s size, changes to the index and regulatory requirements may cause tracking error, which is the divergence of an ETF’s performance from that of its underlying index. This risk may be heightened during times of increased market volatility or other unusual market conditions. Tracking error also may result because an ETF incurs fees and expenses while its underlying index does not.
- **U.S. Government Issuer Risk** — Treasury obligations may differ in their interest rates, maturities, times of issuance and other characteristics. Obligations of U.S. Government agencies and authorities are supported by varying degrees of credit but generally are not backed by the full faith and credit of the U.S. Government. No assurance can be given that the U.S. Government will provide financial support to its agencies and authorities if it is not obligated by law to do so.
- **U.S. Treasury Obligations Risk** — U.S. Treasury obligations may differ from other securities in their interest rates, maturities, times of issuance and other characteristics. Similar to other issuers, changes to the financial condition or credit rating of the U.S. government may cause the value of the Fund’s U.S. obligations to decline. U.S. Treasury securities are rated AA+ by S&P Global Ratings. A downgrade of the rating of U.S. Treasury securities may cause the value of the Fund’s U.S. Treasury obligations to decline. Because U.S. government debt obligations are often used as a benchmark for other borrowing arrangements, a downgrade could also result in higher interest rates for a range of borrowers, cause disruptions in the international bond markets and have a substantial adverse effect on the U.S. and global economy.

A high national debt level may increase market pressures to meet government funding needs, which may drive debt cost higher and lead the government to issue additional debt, thereby increasing refinancing risk. A high national debt also raises concerns that the U.S. government will not be able to make principal or interest payments when they are due. If market participants determine that U.S. sovereign debt levels have become unsustainable, the value of the U.S. dollar could decline, thus increasing inflationary pressures, particularly with respect to services outsourced to non-U.S. providers and imported goods and constrain or prevent the U.S. government from implementing effective countercyclical fiscal policy in economic downturns. Direct obligations of the U.S. Treasury have historically involved little risk of loss of principal if held to maturity. However, due to fluctuations in interest rates, the market value of such securities may vary during the period that shareholders own shares of the Fund. Notwithstanding that U.S. Treasury obligations are backed by the full faith and credit of the United States,

circumstances could arise that could prevent the timely payment of interest or principal, such as reaching the legislative “debt ceiling.” Such non-payment would result in losses to the Fund and substantial negative consequences for the U.S. economy and the global financial system.

- **Value Securities Risk** — Value securities are those issued by companies that may be perceived as undervalued. Value securities may fail to appreciate for long periods of time and may never realize their full potential value. Value securities have generally performed better than non-value securities during periods of economic recovery (although there is no assurance that they will continue to do so). Value securities may go in and out of favor over time.
- **Volatility Risk** — Although the Fund intends to implement strategies designed to limit volatility during times of market stress, the effectiveness of these strategies may depend on particular market conditions and other factors that are beyond the control of Fund management. There can be no assurance that the Fund’s efforts to limit volatility will be successful or that any particular level of volatility will be achieved.
- **Zero Coupon Securities Risk** — While interest payments are not made on such securities, holders of such securities are deemed to have received income (“phantom income”) annually, notwithstanding that cash may not be received currently. The effect of owning instruments that do not make current interest payments is that a fixed yield is earned not only on the original investment but also, in effect, on all discount accretion during the life of the obligations. This implicit reinvestment of earnings at a fixed rate eliminates the risk of being unable to invest distributions at a rate as high as the implicit yield on the zero coupon bond, but at the same time eliminates the holder’s ability to reinvest at higher rates in the future. For this reason, some of these securities may be subject to substantially greater price fluctuations during periods of changing market interest rates than are comparable securities that pay interest currently. Longer term zero coupon bonds are more exposed to interest rate risk than shorter term zero coupon bonds. These investments benefit the issuer by mitigating its need for cash to meet debt service, but also require a higher rate of return to attract investors who are willing to defer receipt of cash.

### **Investment in a Particular Geographic Region or Country Risk**

- **United States** — A decrease in imports or exports, changes in trade regulations, inflation and/or an economic recession in the United States may have a material adverse effect on the U.S. economy and the securities listed on U.S. exchanges. Proposed and adopted policy and legislative changes in the United States are changing many aspects of financial, commercial, public health, environmental, and other regulation and may have a significant effect on U.S. markets generally, as well as on the value of certain securities. Governmental agencies project that the United States will continue to maintain elevated public debt levels for the foreseeable future. Although elevated debt levels do not necessarily indicate or cause economic problems, elevated public debt service costs may constrain future economic growth.

The United States has developed increasingly strained relations with a number of foreign countries. If relations with certain countries deteriorate, it could adversely affect U.S. issuers as well as non-U.S. issuers that rely on the United States for trade. The United States has also experienced increased internal political discord, as well as significant challenges in managing and containing the outbreak of COVID-19. If these trends were to continue, it may have an adverse impact on the U.S. economy and the issuers in which the Fund invests.

### **Investments in a Particular Market Segment**

- **Consumer Cyclical Industry Risk** — The success of consumer cyclical companies is tied closely to the performance of domestic and international economies, exchange rates, interest rates, competition, consumer confidence, changes in demographics and preferences. Companies in the consumer cyclical industry depend heavily on disposable household income and consumer spending, and may be strongly affected by social trends and marketing campaigns. These companies may be subject to severe competition, which may have an adverse impact on their profitability.
- **Energy Sector Risk** — The performance of energy-related commodities is generally cyclical and highly dependent on energy prices. Energy prices may fluctuate significantly due to, among other things, national and international political changes, Organization of Petroleum Exporting Countries (“OPEC”) and non-OPEC energy exporters, such as the Russian Federation, policies and relationships, and the economies of key energy-consuming countries. The market value of energy-related commodities may decline for many reasons, including, among other things: changes in the levels and volatility of global energy prices, energy supply and demand, and capital expenditures on exploration and production of energy sources; exchange rates, interest rates, economic conditions, and tax treatment; terrorism, natural disasters and other catastrophes; and energy conservation efforts, increased competition and technological advances. The energy sector may also be subject to substantial government regulation and contractual fixed pricing. In 2020, in the context of the COVID-19 outbreak and disputes among oil-producing countries regarding potential limits on the production of crude oil, the energy sector has experienced increased volatility. In particular, significant market volatility occurred in the crude oil markets as well as the oil

futures markets, which resulted in the market price of the front month WTI crude oil futures contract falling below zero for a period of time.

- **Financials Sector Risk** — Companies in the financials sector are subject to extensive governmental regulation and intervention, which may adversely affect the scope of their activities, the prices they can charge, the amount of capital and liquid assets they must maintain and, potentially, their size. Governmental regulation may change frequently and may have significant adverse consequences for companies in the financials sector, including effects not intended by such regulation. Increased risk taking by financial companies may also result in greater overall risk in the U.S. and global financials sector. The impact of changes in capital requirements, or recent or future regulation in various countries, on any individual financial company or on the financials sector as a whole cannot be predicted.

Certain risks may impact the value of investments in the financials sector more severely than those of investments outside this sector, including the risks associated with companies that operate with substantial financial leverage. Companies in the financials sector are exposed directly to the credit risk of their borrowers and counterparties, who may be leveraged to an unknown degree, including through swaps and other derivatives products. Financial services companies may have significant exposure to the same borrowers and counterparties, with the result that a borrower's or counterparty's inability to meet its obligations to one company may affect other companies with exposure to the same borrower or counterparty. This interconnectedness of risk may result in significant negative impacts to companies with direct exposure to the defaulting counterparty as well as adverse cascading effects in the markets and the financials sector generally. Companies in the financials sector may also be adversely affected by increases in interest rates and loan losses, decreases in the availability of money or asset valuations, credit rating downgrades, adverse public perception and adverse conditions in other related markets. Insurance companies, in particular, may be subject to severe price competition and/or rate regulation, which may have an adverse impact on their profitability. The financials sector is particularly sensitive to fluctuations in interest rates. The financials sector is also a target for cyberattacks. Cybersecurity incidents and technology malfunctions and failures have become increasingly frequent and have caused significant losses to companies in this sector, which may negatively impact the Fund. The extent to which the Fund may invest in a company that engages in securities-related activities or banking is limited by applicable law.

- **Healthcare Sector Risk** — The profitability of companies in the healthcare sector is adversely affected by the following factors, among others: extensive government regulations, restrictions on government reimbursement for medical expenses, rising costs of medical products and services, pricing pressure, an increased emphasis on outpatient services, changes in the demand for medical products and services, limited number of products, industry innovation, changes in technologies and other market developments. A number of issuers in the healthcare sector have recently merged or otherwise experienced consolidation. The effects of this trend toward consolidation are unknown and may be far-reaching. Many healthcare companies are heavily dependent on patent protection. The expiration of a company's patents may adversely affect that company's profitability. Many healthcare companies are subject to extensive litigation based on product liability and similar claims. Healthcare companies are subject to competitive forces that may make it difficult to raise prices and, in fact, may result in price discounting. Many new products in the healthcare sector may be subject to regulatory approvals. The process of obtaining such approvals may be long and costly, and such efforts ultimately may be unsuccessful. Companies in the healthcare sector may be thinly capitalized and may be susceptible to product obsolescence. Companies in the life sciences tools and services industry work to develop technologies and instruments to facilitate scientific and medical research; therefore, this industry, in particular, may be negatively affected by a company's failure to develop new or improved products that integrate technological advances.

- **Industrials Sector Risk** — The value of securities issued by companies in the industrials sector may be adversely affected by supply and demand changes related to their specific products or services and industrials sector products in general. The products of manufacturing companies may face obsolescence due to rapid technological developments and frequent new product introduction. Global events, trade disputes and changes in government regulations, economic conditions and exchange rates may adversely affect the performance of companies in the industrials sector. Companies in the industrials sector may be adversely affected by liability for environmental damage and product liability claims. The industrials sector may also be adversely affected by changes or trends in commodity prices, which may be influenced by unpredictable factors. Aerospace and defense companies, a component of the industrials sector, can be significantly affected by government spending policies because companies involved in this industry rely, to a significant extent, on government demand for their products and services. Thus, the financial condition of, and investor interest in, aerospace and defense companies are heavily influenced by governmental defense spending policies, which are typically under pressure from efforts to control government budgets. Transportation stocks, a component of the industrials sector, are cyclical and can be significantly affected by economic changes, fuel prices, labor relations and insurance costs. Transportation companies in certain countries may also be subject to significant government regulation and oversight, which may adversely affect their businesses. Companies in the industrials sector, particularly aerospace and defense

companies, may also be adversely affected by government spending policies because companies in this sector tend to rely to a significant extent on government demand for their products and services.

■ **Infrastructure Industry Risk** — Companies in the infrastructure industry may be subject to a variety of factors that could adversely affect their business or operations, including high interest costs in connection with capital construction programs, high degrees of leverage, costs associated with governmental, environmental and other regulations, the effects of economic slowdowns, increased competition from other providers of services, uncertainties concerning costs, the level of government spending on infrastructure projects, and other factors. Infrastructure companies may be adversely affected by commodity price volatility, changes in exchange rates, import controls, depletion of resources, technological developments, and labor relations. There is also the risk that corruption may negatively affect publicly funded infrastructure projects, especially in emerging markets, resulting in delays and cost overruns. Infrastructure issuers can be significantly affected by government spending policies because companies involved in this industry rely to a significant extent on U.S. and other government demand for their products.

*Customer Risk* — Infrastructure companies can be dependent upon a narrow customer base. Additionally, if these customers fail to pay their obligations, significant revenues could be lost and may not be replaceable.

*Inflation Risk* — Many infrastructure companies may have fixed income streams. Consequently, their market values may decline in times of higher inflation. Additionally, the prices that an infrastructure company is able to charge users of its assets may be linked to inflation, whether by government regulation, contractual arrangement or other factors. In this case, changes in the rate of inflation may affect the company's profitability.

*Interest Rate Risk* — Rising interest rates could result in higher costs of capital for infrastructure companies, which could negatively impact their ability to meet payment obligations.

*Leverage Risk* — Infrastructure companies can be highly leveraged, which increases investment risk and other risks normally associated with debt financing, and could adversely affect an infrastructure company's operations and market value in periods of rising interest rates.

*Operations Risk* — The failure of an infrastructure company to carry adequate insurance or to operate its assets appropriately could lead to significant losses. Infrastructure may be adversely affected by environmental clean-up costs and catastrophic events such as earthquakes, hurricanes and terrorist acts.

*Regulatory Risk* — Infrastructure companies may be subject to significant regulation by various governmental authorities and also may be affected by regulation of rates charged to customers, service interruption due to environmental, operational or other events, the imposition of special tariffs and changes in tax laws, regulatory policies and accounting standards.

*Strategic Asset Risk* — Infrastructure companies may control significant strategic assets (e.g., major pipelines or highways), which are assets that have a national or regional profile, and may have monopolistic characteristics. Given their national or regional profile or irreplaceable nature, strategic assets could generate additional risk not common in other industry sectors and they may be targeted for terrorist acts or adverse political actions.

■ **Materials Sector Risk** — Companies in the materials sector may be adversely affected by commodity price volatility, exchange rate fluctuations, social and political unrest, war, import or export controls, increased competition, depletion of resources, technical advances, labor relations, over-production, decreases in the demand for materials, litigation and government regulations, among other factors. Companies in the materials sector are also at risk of liability for environmental damage and product liability claims and may incur significant environmental remediation costs in complying with environmental laws. Production of materials may exceed demand as a result of market imbalances or economic downturns, leading to poor investment returns.

■ **Metals and Mining Industry Risk** — The Fund will have exposure to various metals. Investments in metals may be speculative and subject to greater price volatility than investments in other types of assets. The price of metals is related to, among other things, worldwide metal prices and extraction and production costs. Worldwide metal prices may fluctuate substantially over short periods of time, and as a result, the Fund's share price may be more volatile than other types of investments. In addition, metals may be significantly affected by changes in global demand for certain metals, economic developments, energy conservation, the success of exploration projects, changes in exchange rates, interest rates, economic conditions, tax treatment, trade treaties, and government regulation and intervention, and events in the regions which the Fund has exposure (e.g., expropriation, nationalization, confiscation of assets and property of mining companies, the imposition of restrictions on foreign investments or repatriation of capital, military coups, social or political unrest, violence and labor unrest). Metals may also be subject to the effects of competitive pressures in the metals and mining industry.

■ **Technology Sector Risk** — Technology companies, including information technology companies, face intense competition, both domestically and internationally, which may have an adverse effect on a company's profit margins. Technology companies may have limited product lines, markets, financial resources or personnel. The

products of technology companies may face obsolescence due to rapid technological developments, frequent new product introduction, unpredictable changes in growth rates, aggressive pricing, changes in demand, and competition for the services of qualified personnel. Companies in the technology sector are heavily dependent on patent and other intellectual property rights. A technology company's loss or impairment of these rights may adversely affect the company's profitability. Companies in the technology sector are facing increased government and regulatory scrutiny and may be subject to adverse government or regulatory action. The technology sector may also be adversely affected by changes or trends in commodity prices, which may be influenced or characterized by unpredictable factors. Different industries within the technology sector may face additional or more particularized risks. Companies in the application software industry, in particular, may be negatively affected by the decline or fluctuation of subscription renewal rates for their products and services, which may have an adverse effect on profit margins. Companies in the systems software industry may be adversely affected by, among other things, actual or perceived security vulnerabilities in their products and services, which may result in individual or class action lawsuits, state or federal enforcement actions and other remediation costs.

■ **Utilities and Telecommunications Risk** — When interest rates go up, the value of securities issued by utilities companies, such as electric, water and gas companies, and telecommunications companies historically has gone down. Although the average dividend yield of utilities and telecommunications industry stocks has been higher than those of other companies, the total return of utilities and telecommunications securities has historically underperformed those of industrial companies. In most countries and localities, the utilities and telecommunications industry is regulated by governmental entities, which can increase costs and delays for new projects and make it difficult to pass increased costs on to consumers. In certain areas, deregulation of utilities and telecommunications companies has resulted in increased competition and reduced profitability for certain companies, and increased the risk that a particular company will become bankrupt or fail completely. Reduced profitability, as well as new uses for or additional need of funds (such as for expansion, operations or stock buybacks), could result in reduced dividend payout rates for utilities and telecommunications companies. In addition, utilities and telecommunications companies face the risk of increases in the cost and reduced availability of fuel (such as oil, coal, natural gas or nuclear energy) and potentially high interest costs for borrowing to finance new projects. Energy conservation, prolonged changes in climatic conditions and climate policy may also adversely impact the utilities sector.

### Other Risks of Investing in the Funds

The Funds may also be subject to certain other non-principal risks associated with their investments and investment strategies, including:

■ **Cyber Security Risk** — Failures or breaches of the electronic systems of the Fund, the Fund's adviser, distributor, and other service providers, or the issuers of securities in which the Fund invests have the ability to cause disruptions and negatively impact the Fund's business operations, potentially resulting in financial losses to the Fund and its shareholders. While the Fund has established business continuity plans and risk management systems seeking to address system breaches or failures, there are inherent limitations in such plans and systems. Furthermore, the Fund cannot control the cyber security plans and systems of the Fund's service providers or issuers of securities in which the Fund invests.

■ **Expense Risk** — Fund expenses are subject to a variety of factors, including fluctuations in the Fund's net assets. Accordingly, actual expenses may be greater or less than those indicated. For example, to the extent that the Fund's net assets decrease due to market declines or redemptions, the Fund's expenses will increase as a percentage of Fund net assets. During periods of high market volatility, these increases in the Fund's expense ratio could be significant.

■ **Large Shareholder and Large-Scale Redemption Risk** — Certain shareholders, including a third-party investor, the Fund's adviser or an affiliate of the Fund's adviser, or another entity, may from time to time own or manage a substantial amount of Fund shares or may invest in the Fund and hold its investment for a limited period of time. There can be no assurance that any large shareholder or large group of shareholders would not redeem their investment or that the size of the Fund would be maintained. Redemptions of a large number of Fund shares by these shareholders may adversely affect the Fund's liquidity and net assets. These redemptions may force the Fund to sell portfolio securities to meet redemption requests when it might not otherwise do so, which may negatively impact the Fund's NAV and increase the Fund's brokerage costs and/or accelerate the realization of taxable income and cause the Fund to make taxable distributions to its shareholders earlier than the Fund otherwise would have. In addition, under certain circumstances, non-redeeming shareholders may be treated as receiving a disproportionately large taxable distribution during or with respect to such tax year. The Fund also may be required to sell its more liquid Fund investments to meet a large redemption, in which case the Fund's remaining assets may be less liquid, more volatile, and more difficult to price. In addition, large redemptions can result in the Fund's current expenses being allocated over a smaller asset base, which generally results in an increase in the Fund's

expense ratio. Because large redemptions can adversely affect a portfolio manager's ability to implement a fund's investment strategy, the Fund also reserves the right to redeem in-kind, subject to certain conditions. In addition, large purchases of Fund shares may adversely affect the Fund's performance to the extent that the Fund is delayed in investing new cash and is required to maintain a larger cash position than it ordinarily would, diluting its investment returns.

- **Money Market Securities Risk** — If market conditions improve while the Fund has invested some or all of its assets in high quality money market securities, this strategy could result in reducing the potential gain from the market upswing, thus reducing the Fund's opportunity to achieve its investment objective.
- **Operational Risk** — The Fund is exposed to operational risks arising from a number of factors, including, but not limited to, human errors, processing and communication errors, errors of the Fund's service providers, counterparties or other third parties, failed or inadequate internal or external processes, and technology or systems failures. The use of certain investment strategies that involve manual or additional processing, such as over-the-counter derivatives, increases these risks. While service providers are required to have appropriate operational risk management policies and procedures, their methods of operational risk management may differ from those of the Fund in the setting of priorities, the personnel and resources available or the effectiveness of relevant controls. The Fund and BlackRock seek to reduce these operational risks through controls, procedures and oversight. However, it is not possible to identify all of the operational risks that may affect the Fund or to develop processes and controls that completely eliminate or mitigate the occurrence or effects of such failures. The Fund, including its performance and continued operation, and its shareholders could be negatively impacted as a result.
- **Reference Rate Replacement Risk** — The Fund may be exposed to financial instruments that recently transitioned from, or continue to be tied to, the LIBOR to determine payment obligations, financing terms, hedging strategies or investment value.

The United Kingdom's Financial Conduct Authority ("FCA"), which regulates LIBOR, has ceased publishing all LIBOR settings. In April 2023, however, the FCA announced that some USD LIBOR settings will continue to be published under a synthetic methodology until September 30, 2024 for certain legacy contracts. The SOFR is a broad measure of the cost of borrowing cash overnight collateralized by U.S. Treasury securities in the repurchase agreement ("repo") market and has been used increasingly on a voluntary basis in new instruments and transactions. Under U.S. regulations that implement a statutory fallback mechanism to replace LIBOR, benchmark rates based on SOFR have replaced LIBOR in certain financial contracts.

Neither the effect of the LIBOR transition process nor its ultimate success can yet be known. While some existing LIBOR-based instruments may contemplate a scenario where LIBOR is no longer available by providing for an alternative rate-setting methodology, there may be significant uncertainty regarding the effectiveness of any such alternative methodologies to replicate LIBOR. Not all existing LIBOR-based instruments may have alternative rate-setting provisions and there remains uncertainty regarding the willingness and ability of issuers to add alternative rate-setting provisions in certain existing instruments. Parties to contracts, securities or other instruments using LIBOR may disagree on transition rates or the application of transition regulation, potentially resulting in uncertainty of performance and the possibility of litigation. The Fund may have instruments linked to other interbank offered rates that may also cease to be published in the future.

- **Reliance on Advisor Risk** — The Fund is dependent upon services and resources provided by BlackRock, and therefore BlackRock's parent, BlackRock, Inc. BlackRock is not required to devote its full time to the business of the Fund and there is no guarantee or requirement that any investment professional or other employee of BlackRock will allocate a substantial portion of his or her time to the Fund. The loss of, or changes in, BlackRock's personnel could have a negative effect on the performance or the continued operation of the Fund.
- **Valuation Risk** — The price the Fund could receive upon the sale of any particular portfolio investment may differ from the Fund's valuation of the investment, particularly for securities that trade in thin or volatile markets or that are valued using a fair valuation methodology or a price provided by an independent pricing service. As a result, the price received upon the sale of an investment may be less than the value ascribed by the Fund, and the Fund could realize a greater than expected loss or lesser than expected gain upon the sale of the investment. Pricing services that value fixed-income securities generally utilize a range of market-based and security-specific inputs and assumptions, as well as considerations about general market conditions, to establish a price. Pricing services generally value fixed-income securities assuming orderly transactions of an institutional round lot size, but may be held or transactions may be conducted in such securities in smaller, odd lot sizes. Odd lots may trade at lower prices than institutional round lots. The Fund's ability to value its investments may also be impacted by technological issues and/or errors by pricing services or other third-party service providers.



## Information about Underlying Funds and ETFs

### Description of Underlying Funds

Under normal circumstances, each Fund intends to invest primarily in affiliated open-end funds and affiliated ETFs. Each Fund may invest in any of the underlying funds. The following tables set forth (i) the names of the underlying funds, and (ii) brief descriptions of the underlying funds' investment objectives and principal investment strategies. The list of underlying funds is subject to change at the discretion of BlackRock without notice to shareholders. In addition, the investment objective and principal investment strategies of each underlying fund are subject to change without notice to shareholders.

Prospectuses for the open-end funds can be accessed at <http://www.blackrock.com/prospectus> or obtained by calling (800) 537-4942. Prospectuses for the ETFs can be accessed at [www.iShares.com](http://www.iShares.com) or obtained by calling (800) 474-2737.

### EQUITY FUNDS

Fund Name	Investment Objective and Principal Investment Strategies
<b>BlackRock Advantage Emerging Markets Fund</b>	<p>The investment objective of BlackRock Advantage Emerging Markets Fund (the "Fund"), a series of BlackRock Funds<sup>SM</sup>, is to seek long-term capital appreciation.</p> <p>Under normal circumstances, the Fund seeks to invest at least 80% of its net assets plus the amount of any borrowings for investment purposes in equity securities issued by, or tied economically to, companies in emerging markets and derivatives that have similar economic characteristics to such securities. BlackRock considers an emerging market country to include any country that is: (1) generally recognized to be an emerging market country by the international financial community, including the World Bank; (2) classified by the United Nations as a developing country; or (3) included in the MSCI Emerging Markets Index (the "MSCI EM Index"). BlackRock determines that an investment is tied economically to an emerging market if such investment satisfies one or more of the following conditions: (1) the issuer's primary trading market is in an emerging market; (2) the issuer is organized under the laws of, derives at least 50% of its revenue from, or has at least 50% of its assets in emerging markets; and (3) the investment is included in an index representative of emerging markets. Equity securities include common stock, preferred stock, convertible securities and depositary receipts. Generally, the Fund will invest in equities or other financial instruments that are components of, or have characteristics similar to, the securities included in the MSCI EM Index. The MSCI EM Index is a capitalization-weighted index from a broad range of industries chosen for market size, liquidity and industry group representation. The Fund primarily seeks to buy common stock and may also invest in preferred stock and convertible securities. From time to time, the Fund may invest in shares of companies through "new issues" or initial public offerings. The Fund may use derivatives, including options, futures, swaps (including, but not limited to, total return swaps, some of which may be referred to as contracts for difference) and forward contracts, both to seek to increase the return of the Fund and to hedge (or protect) the value of its assets against adverse movements in currency exchange rates, interest rates and movements in the securities markets. In order to manage cash flows into or out of the Fund effectively, the Fund may buy and sell financial futures contracts or options on such contracts. Derivatives are financial instruments whose value is derived from another security, a currency or an index, including but not limited to the MSCI EM Index. The use of options, futures, swaps (including, but not limited to, total return swaps, some of which may be referred to as contracts for difference) and forward contracts can be effective in protecting or enhancing the value of the Fund's assets.</p>
<b>BlackRock Advantage Global Fund, Inc.</b>	<p>The investment objective of BlackRock Advantage Global Fund, Inc. (the "Fund") is to seek long-term capital appreciation.</p> <p>The Fund primarily intends to invest in equity securities or other financial instruments that are components of, or have characteristics similar to, the securities included in the MSCI All Country World Index (the "MSCI ACWI Index"). The MSCI ACWI Index is a capitalization-weighted index of equity securities from a broad range of industries chosen for market size, liquidity and industry group representation. The equity securities in which the Fund invests primarily consist of common stock, but may also include preferred stock and convertible securities. From time to time, the Fund may invest in shares of companies through "new issues" or initial public offerings. The Fund may invest in issuers of any capitalization.</p>

Fund Name	Investment Objective and Principal Investment Strategies
<b>BlackRock Advantage Global Fund, Inc. (continued)</b>	<p>The Fund may use derivatives, including options, futures, swaps (including, but not limited to, total return swaps, some of which may be referred to as contracts for difference) and forward contracts, both to seek to increase the return of the Fund and to hedge (or protect) the value of its assets against adverse movements in currency exchange rates, interest rates and movements in the securities markets. In order to manage cash flows into or out of the Fund effectively, the Fund may buy and sell financial futures contracts or options on such contracts. Derivatives are financial instruments whose value is derived from another security, a currency or an index, including but not limited to the MSCI ACWI Index.</p> <p>The Fund will invest in securities of issuers from a variety of countries, including those in emerging markets. The Fund may also invest in equity securities issued by emerging growth companies, which are companies of any market capitalization without a long or consistent history of earnings but that Fund management believes have the potential for earnings growth over an extended period of time.</p> <p>Under normal circumstances, the Fund anticipates it will allocate a substantial amount (approximately 40% or more — unless market conditions are not deemed favorable by Fund management, in which case the Fund would invest at least 30%) of its total assets in foreign securities, which may include securities (i) of foreign government issuers, (ii) of issuers organized or located outside the United States, (iii) of issuers which primarily trade in a market located outside the United States, or (iv) of issuers doing a substantial amount of business outside the United States, which the Fund considers to be companies that derive at least 50% of their revenue or profits from business outside the United States or have at least 50% of their sales or assets outside the United States. The Fund will allocate its assets among various regions and countries, including the United States (but in no fewer than three different countries).</p>
<b>BlackRock Advantage Large Cap Growth Fund</b>	<p>The investment objective of BlackRock Advantage Large Cap Growth Fund (the “Fund”), a series of BlackRock Funds<sup>SM</sup>, is to seek long-term capital appreciation.</p> <p>Under normal circumstances, the Fund seeks to invest at least 80% of its net assets plus the amount of any borrowings for investment purposes in large cap equity securities of U.S. issuers and derivatives that have similar economic characteristics to such securities. For purposes of the Fund’s 80% policy, large cap equity securities are equity securities that at the time of purchase have a market capitalization within the range of companies included in the Russell 1000<sup>®</sup> Growth Index (the “Russell 1000 Growth Index”). The Fund is a growth fund and primarily intends to invest in equity securities, which include common stock, preferred stock and convertible securities, or other financial instruments that are components of, or have characteristics similar to, the securities included in the Russell 1000 Growth Index. The Russell 1000 Growth Index is a capitalization-weighted index from a broad range of industries chosen for market size, liquidity and industry group representation. The Fund primarily seeks to buy common stock and may also invest in preferred stock and convertible securities. From time to time, the Fund may invest in shares of companies through “new issues” or initial public offerings. The Fund may use derivatives, including options, futures, swaps (including, but not limited to, total return swaps, some of which may be referred to as contracts for difference) and forward contracts, both to seek to increase the return of the Fund and to hedge (or protect) the value of its assets against adverse movements in interest rates and movements in the securities markets. In order to manage cash flows into or out of the Fund effectively, the Fund may buy and sell financial futures contracts or options on such contracts. Derivatives are financial instruments whose value is derived from another security, a currency or an index, including but not limited to the Russell 1000 Growth Index. The use of options, futures, swaps and forward contracts can be effective in protecting or enhancing the value of the Fund’s assets.</p>
<b>BlackRock Advantage Large Cap Value Fund</b>	<p>The investment objective of BlackRock Advantage Large Cap Value Fund (the “Fund”), a series of BlackRock Large Cap Series Funds, Inc., is to seek long-term capital growth. In other words, the Fund tries to choose investments that will increase in value.</p> <p>Under normal circumstances, the Fund seeks to invest at least 80% of its net assets plus the amount of any borrowings for investment purposes in large cap equity securities of U.S. issuers and derivatives that have similar economic characteristics to such securities. For purposes of the Fund’s 80% policy, large cap equity securities are equity securities that at the time of purchase have a market capitalization within the range of companies included in the Russell 1000<sup>®</sup> Value Index (the “Russell 1000 Value Index”). The Fund primarily intends to invest in equity securities, which include common stock,</p>

Fund Name	Investment Objective and Principal Investment Strategies
<b>BlackRock Advantage Large Cap Value Fund (continued)</b>	<p>preferred stock and convertible securities, or other financial instruments that are components of, or have characteristics similar to, the securities included in the Russell 1000 Value Index. The Russell 1000 Value Index is a capitalization-weighted index from a broad range of industries chosen for market size, liquidity and industry group representation. The Fund primarily seeks to buy common stock and may also invest in preferred stock and convertible securities. From time to time, the Fund may invest in shares of companies through “new issues” or initial public offerings. The Fund may use derivatives, including options, futures, swaps (including, but not limited to, total return swaps, some of which may be referred to as contracts for difference) and forward contracts, both to seek to increase the return of the Fund and to hedge (or protect) the value of its assets against adverse movements in currency exchange rates, interest rates and movements in the securities markets. In order to manage cash flows into or out of the Fund effectively, the Fund may buy and sell financial futures contracts or options on such contracts. Derivatives are financial instruments whose value is derived from another security, a currency or an index, including but not limited to the Russell 1000 Value Index. The use of options, futures, swaps and forward contracts can be effective in protecting or enhancing the value of the Fund’s assets.</p> <p>The Fund may seek to provide exposure to the investment returns of real assets that trade in the commodity markets through investment in commodity-linked derivative instruments and investment vehicles such as exchange-traded funds that invest exclusively in commodities and are designed to provide this exposure without direct investment in physical commodities.</p>
<b>BlackRock Advantage Small Cap Core Fund</b>	<p>The investment objective of BlackRock Advantage Small Cap Core Fund (the “Fund”), a series of BlackRock Funds<sup>SM</sup>, is to seek capital appreciation over the long term. Under normal circumstances, the Fund seeks to invest at least 80% of its net assets plus any borrowings for investment purposes in equity securities or other financial instruments that are components of, or have market capitalizations similar to, the securities included in the Russell 2000<sup>®</sup> Index. The companies included in the Russell 2000<sup>®</sup> Index have market capitalizations that range from approximately \$38.2 million to \$14.5 billion as of August 31, 2023. The Fund primarily seeks to buy common stock and may also invest in preferred stock and convertible securities. From time to time the Fund may invest in shares of companies through “new issues” or initial public offerings. The Fund may use derivatives, including options, futures, swaps and forward contracts both to seek to increase the return of the Fund and to hedge (or protect) the value of its assets against adverse movements in currency exchange rates, interest rates and movements in the securities markets. In order to manage cash flows into or out of the Fund effectively, the Fund may buy and sell financial futures contracts or options on such contracts. Derivatives are financial instruments whose value is derived from another security, a commodity (such as oil or gas), a currency or an index, including but not limited to the Russell 2000<sup>®</sup> Index. The use of options, futures, swaps and forward contracts can be effective in protecting or enhancing the value of the Fund’s assets.</p>
<b>BlackRock Emerging Markets Fund, Inc.</b>	<p>The investment objective of BlackRock Emerging Markets Fund, Inc. (the “Fund”) is to seek long-term capital appreciation by investing in securities, principally equity securities, of issuers in countries having smaller capital markets. Under normal conditions, the Fund invests at least 80% of its net assets plus any borrowings for investment purposes in equity securities of issuers located in countries with developing capital markets. Equity securities consist primarily of common and preferred stocks and depositary receipts, and include securities convertible into common stock, and securities or other instruments whose price is linked to the value of common stock. A developing capital market is the market of any country that the World Bank, the International Finance Corporation, the United Nations or its authorities have determined to have a low or middle income economy. Countries with developing capital markets can be found in regions such as Asia, Latin America, Eastern Europe and Africa. For this purpose, developing capital markets include, but are not limited to, the markets of all countries that comprise the MSCI Emerging Markets Index. The Fund may also consider an issuer to be located in a country that has a developing capital market if at least 50% of the issuer’s assets, gross revenues or profits in any one of the last two years represents assets or activities located in such countries.</p>

Fund Name	Investment Objective and Principal Investment Strategies
<b>BlackRock Emerging Markets Fund, Inc. (continued)</b>	<p>The Fund may invest up to 20% of its assets in equity securities of issuers domiciled in the People's Republic of China ("China" and, for the purpose of this policy, excluding Hong Kong, Macau and Taiwan) and listed in China that are accessible through the Shanghai-Hong Kong Stock Connect program or the Shenzhen-Hong Kong Stock Connect program.</p> <p>The Fund may also invest in fixed income securities issued by companies and governments in these countries, as well as mezzanine investments. The Fund normally invests in at least three countries at any given time. The Fund can invest in securities denominated in either U.S. dollars or foreign currencies. The Fund has not established any rating or maturity criteria for the debt securities in which it may invest. From time to time the Fund may invest in shares of companies through initial public offerings.</p> <p>Fund management may, when consistent with the Fund's investment objective, buy or sell options or futures on a security or an index of securities, or enter into interest rate or foreign currency transactions, including swaps (collectively, commonly known as derivatives). The Fund's exposure to certain markets may be effected through investments in participation notes or other structured or derivative instruments that are designed to replicate, or otherwise provide exposure to, the performance of securities listed in such markets.</p>
<b>BlackRock Equity Dividend Fund</b>	<p>The investment objective of BlackRock Equity Dividend Fund (the "Fund") is to seek long-term total return and current income.</p> <p>The Fund seeks to achieve its objective by investing primarily in a diversified portfolio of equity securities. Under normal circumstances, the Fund will invest at least 80% of its assets in equity securities and at least 80% of its assets in dividend paying securities. The Fund may invest in securities of companies with any market capitalization, but will generally focus on large cap securities. The Fund may also invest in convertible securities and non-convertible preferred stock. Equity securities include common stock, preferred stock, securities convertible into common stock, or securities or other instruments whose price is linked to the value of common stock.</p> <p>The Fund may invest up to 25% of its total assets in securities of foreign issuers. The Fund may invest in securities from any country. The Fund may invest in securities denominated in both U.S. dollars and non-U.S. dollar currencies. The Fund may invest in the securities of foreign issuers in the form of American Depositary Receipts, European Depositary Receipts or other securities convertible into securities of foreign issuers.</p> <p>BlackRock chooses investments for the Fund that it believes will both increase in value over the long term and provide current income, focusing on investments that will do both instead of those that will favor current income over capital appreciation.</p>
<b>BlackRock Global Dividend Portfolio</b>	<p>The investment objective of BlackRock Global Dividend Portfolio (the "Fund"), a series of BlackRock Funds II, is to seek to provide a level of current income that exceeds the average yield on global stocks generally. Additionally, the Fund seeks to provide long-term capital appreciation.</p> <p>Under normal circumstances, the Fund will invest at least 80% of its net assets in dividend-paying equity securities and at least 40% of its assets outside of the United States (unless market conditions are not deemed favorable by Fund management, in which case the Fund would invest at least 30% of its assets outside of the United States). The Fund will primarily invest in common stock, preferred stock, securities convertible into common and preferred stock and non-convertible preferred stock. The Fund may invest in securities of non-U.S. issuers that can be U.S. dollar based or non-U.S. dollar based. The Fund may invest in securities of companies of any market capitalization, but intends to invest primarily in securities of large capitalization companies. The combination of equity securities will be varied from time to time both with respect to types of securities and markets in response to changing market and economic trends. The Fund may invest in shares of companies through initial public offerings and "new issues."</p> <p>The Fund may invest up to 20% of its net assets in global fixed-income securities, including corporate bonds, U.S. Government debt securities, non-U.S. Government and supranational debt securities (an example of such an entity is the International Bank for Reconstruction and Development), asset-backed securities, mortgage-backed securities, corporate loans, emerging market debt securities and non-investment grade debt securities (high yield or junk bonds). Investment in fixed-income securities will be made on an opportunistic basis. The Fund may invest in fixed-income securities of any duration or maturity.</p>

Fund Name	Investment Objective and Principal Investment Strategies
<b>BlackRock Global Dividend Portfolio (continued)</b>	<p>The Fund has no geographic limits in where it may invest and has no specific policy on the number of different countries in which it will invest. The Fund may invest in both developed and emerging markets. The Fund may emphasize foreign securities when Fund management expects these investments to outperform U.S. securities. The Fund may use derivatives, including options, futures, swaps and forward contracts both to seek to increase the return of the Fund or to hedge (or protect) the value of its assets against adverse movements in currency exchange rates, interest rates and movements in the securities markets. The Fund may enter into currency transactions on a hedged or unhedged basis in order to seek total return. The Fund may use indexed and inverse securities.</p> <p>Under normal circumstances, the Fund anticipates it will allocate a substantial amount (at least 40% or more — unless market conditions are not deemed favorable by Fund management, in which case the Fund would invest at least 30%) of its total assets in foreign securities, which may include securities (i) of foreign government issuers, (ii) of issuers organized or located outside the United States, (iii) of issuers which primarily trade in a market located outside the United States, or (iv) of issuers doing a substantial amount of business outside the United States, which the Fund considers to be companies that derive at least 50% of their revenue or profits from business outside the United States or have at least 50% of their sales or assets outside the United States. The Fund will allocate its assets among various regions and countries, including the United States (but in no less than three different countries). For temporary defensive purposes the Fund may deviate very substantially from this allocation.</p> <p>The Fund may engage in active and frequent trading of portfolio securities to achieve its principal investment strategies.</p>
<b>BlackRock Global Equity Market Neutral Fund</b>	<p>The investment objective of BlackRock Global Equity Market Neutral Fund (the “Fund”), a series of BlackRock Funds<sup>SM</sup>, is to seek total return over the long term.</p> <p>Under normal circumstances, the Fund invests at least 80% of its total assets in equity instruments and related derivative instruments issued by, or tied economically to, companies located in developed markets. The Fund determines that an investment is tied economically to a developed market if such investment satisfies one or more of the following conditions: 1) the issuer’s primary trading market is in a developed market; 2) the issuer is organized under the laws of, derives at least 50% of its revenue from, or has at least 50% of its assets in developed markets; 3) the investment is included in an index representative of developed markets; and 4) the investment is exposed to the economic risks and returns of developed markets. The Fund may invest in securities of issuers of any market capitalization and in securities denominated in either U.S. dollars or foreign currencies.</p> <p>The Fund intends to be market-neutral, which means that the Fund seeks to produce returns that have a low correlation to the returns of the equity markets in which the Fund invests. The Fund pursues this market-neutral strategy by taking both long and short positions in a variety of developed market equity instruments. The Fund expects to maintain long and short positions primarily through the use of swap agreements and other derivative instruments, such as futures, and may invest in such instruments without limitation. Although the Fund intends to maintain an overall long position in its portfolio investments, the Fund generally expects to maintain significant short positions in equity securities and equity-related instruments. In certain circumstances, these short positions may approach or reach the size of the overall long position. A long position arises where the Fund holds a security in its portfolio or maintains a position through a derivative instrument that provides economic exposure similar to direct ownership of the security. The Fund will have a short position where it sells a security it does not own by delivery of a borrowed security or has entered into a derivative instrument that provides economic exposure similar to a short sale of the security. The Fund looks to identify overvalued, undervalued or mispriced stocks and other equity instruments through proprietary ranking techniques. The Fund takes long positions primarily in securities that BlackRock has identified as attractive and short positions in such securities that BlackRock has identified as overvalued or poised for underperformance.</p> <p>Under normal circumstances, the Fund anticipates it will allocate a substantial amount (approximately 40% or more — unless market conditions are not deemed favorable by BlackRock, in which case the Fund would invest at least 30%) of its total assets in securities (or derivatives with similar economic characteristics) of (i) foreign government issuers, (ii) issuers organized or located outside the United States, (iii) issuers whose securities primarily trade in a market located outside the United States, or (iv) issuers</p>

Fund Name	Investment Objective and Principal Investment Strategies
<b>BlackRock Global Equity Market Neutral Fund (continued)</b>	<p>doing a substantial amount of business outside the United States, which the Fund considers to be companies that derive at least 50% of their revenue or profits from business outside the United States or have at least 50% of their sales or assets outside the United States. The Fund will allocate its assets among various regions and countries, including the United States (but in no less than three different countries). For temporary defensive purposes, the Fund may deviate very substantially from the allocation described above.</p> <p>The Fund may utilize derivative instruments as a significant part of its strategy. When consistent with the Fund's investment objective, the Fund's investments may include short-term investments, such as cash and cash equivalents, U.S. Government and agency securities, money market funds (including funds that may be affiliated with or sponsored or managed by BlackRock), commercial paper, certificates of deposit and other bank deposits and bankers' acceptances.</p> <p>Equity instruments consist of:</p> <ul style="list-style-type: none"> <li>• Common stock</li> <li>• Depositary receipts</li> <li>• Derivative securities or instruments such as futures, options, forward contracts and swaps (including, but not limited to, total return swaps, some of which may be referred to as contracts for difference), the value of which is based on a common stock or group of common stocks. A contract for difference offers exposure to price changes in an underlying security without ownership of such security, typically by providing investors the ability to trade on margin.</li> </ul> <p>The Fund may engage in active and frequent trading of portfolio securities to achieve its primary investment strategies.</p>
<b>BlackRock Health Sciences Opportunities Portfolio</b>	<p>The investment objective of BlackRock Health Sciences Opportunities Portfolio (the "Fund"), a series of BlackRock Funds<sup>SM</sup>, is to provide long-term growth of capital. Under normal market conditions, the Fund invests at least 80% of its total assets in equity securities, primarily common stock, of companies in health sciences and related industries. The health sciences sector can include companies in health care equipment and supplies, health care providers and services, biotechnology, and pharmaceuticals. Health sciences and related industries can include, but are not limited to, businesses involved in the development, production, and distribution or delivery of medical and pharmaceutical products and services, companies engaged in biotechnology and medical research and development, companies that may design, manufacture or distribute medical, dental and optical equipment and supplies, including diagnostic equipment, and companies that may also provide diagnostic services or operate health facilities and hospitals, or provide related administrative, management and financial support. The Fund will concentrate its investments (i.e., invest more than 25% of its assets) in health sciences or related industries, and may invest in companies located in non-U.S. countries.</p> <p>The Fund reserves the right to invest up to 20% of its total assets in other types of securities. These may include stocks of companies not associated with health sciences.</p>
<b>BlackRock International Dividend Fund</b>	<p>The investment objective of BlackRock International Dividend Fund (the "Fund"), a series of BlackRock Funds<sup>SM</sup>, is to seek long-term total return and current income. Under normal circumstances, the Fund will invest at least 80% of its net assets plus the amount of any borrowings for investment purposes in dividend-paying equity securities issued by foreign companies of any market capitalization and derivatives that have similar economic characteristics to such securities. Foreign securities may include securities of (i) foreign government issuers, (ii) issuers organized or located outside the United States, (iii) issuers which primarily trade in a market located outside the United States, or (iv) issuers doing a substantial amount of business outside the United States, which the Fund considers to be companies that derive at least 50% of their revenue or profits from business outside the United States or have at least 50% of their sales or assets outside the United States. The Fund will allocate its assets among various regions and countries (but in no less than three different countries). For temporary defensive purposes the Fund may deviate very substantially from this allocation.</p> <p>The Fund will primarily invest in equity securities, which include common stock, preferred stock, securities convertible into common and preferred stock and non-convertible preferred stock. The Fund may invest in securities of non-U.S. issuers that can be U.S. dollar based or non-U.S. dollar based. The Fund may invest in securities of companies of any market capitalization, but intends to invest primarily in securities of large</p>

Fund Name	Investment Objective and Principal Investment Strategies
<p><b>BlackRock International Dividend Fund (continued)</b></p>	<p>capitalization companies. The combination of equity securities will be varied from time to time both with respect to types of securities and markets in response to changing market and economic trends. The Fund may invest in shares of companies through initial public offerings or “new issues.”</p> <p>The Fund may invest up to 20% of its net assets in global fixed-income securities, including corporate bonds, U.S. Government debt securities, non-U.S. Government and supranational debt securities (an example of such an entity is the International Bank for Reconstruction and Development), asset-backed securities, mortgage-backed securities, corporate loans, emerging market debt securities and non-investment grade debt securities (high yield or junk bonds). Investment in fixed-income securities will be made on an opportunistic basis. The Fund may invest in fixed-income securities of any duration or maturity.</p> <p>The Fund has no geographic limits in where it may invest outside of the United States. The Fund may invest in both developed and emerging markets.</p> <p>The Fund may use derivatives, including options, futures, swaps and forward contracts, both to seek to increase the return of the Fund or to hedge (or protect) the value of its assets against adverse movements in currency exchange rates, interest rates and movements in the securities markets. The Fund may enter into currency transactions on a hedged or unhedged basis in order to seek total return. The Fund may, when consistent with its investment objective, buy or sell options or futures on a security or an index of securities and may buy options on a currency or a basket of currencies, or enter into foreign currency transactions, including swaps. The Fund may also use forward foreign currency exchange contracts, which are obligations to buy or sell a currency at a pre-determined rate in the future. Derivatives are financial instruments whose value is derived from another security, a currency or an index. The use of options, futures, indexed securities, inverse securities, swaps and forward contracts can be effective in protecting or enhancing the value of the Fund’s assets. The Fund may, but under normal market conditions generally does not intend to, use derivatives for speculation to increase returns.</p> <p>The Fund may invest in indexed and inverse securities.</p> <p>The Fund may engage in active and frequent trading of portfolio securities to achieve its principal investment strategies.</p> <p>The Fund is classified as diversified under the Investment Company Act of 1940, as amended.</p>
<p><b>BlackRock International Fund</b></p>	<p>The investment objective of BlackRock International Fund (the “Fund”), a series of BlackRock Series, Inc., is to seek long-term capital growth through investments primarily in a diversified portfolio of equity securities of companies located outside the United States.</p> <p>The Fund invests primarily in stocks of companies located outside the United States. The Fund may purchase common stock, preferred stock, convertible securities and other instruments.</p> <p>The Fund will invest at least 75% of its total assets in global equity securities of any market capitalization, selected for their above average return potential. The Fund may invest in securities issued by companies of all sizes but will focus mainly on medium and large capitalization companies. Companies will be located in developed countries of Europe and the Far East, and in countries with emerging capital markets anywhere in the world. The Fund may invest up to 25% of its total assets in global fixed income securities, including corporate bonds, U.S. Government debt securities, non-U.S. Government and supranational debt securities, asset-backed securities, mortgage-backed securities, emerging market debt securities and non-investment grade debt securities (high yield or junk bonds).</p> <p>Fund management selects companies that it believes are undervalued or have good prospects for earnings growth. The Fund chooses investments predominantly using a “bottom up” investment style using a global sector-based investment process. The Fund’s allocations to particular countries are based on Fund management’s evaluation of individual companies.</p> <p>Under normal circumstances, the Fund will allocate a substantial amount (approximately 40% or more — unless market conditions are not deemed favorable by Fund management, in which case the Fund would invest at least 30%) of its total assets in securities (i) of foreign government issuers, (ii) of issuers organized or located outside the United States, (iii) of issuers which primarily trade in a market located outside the</p>

Fund Name	Investment Objective and Principal Investment Strategies
<b>BlackRock International Fund (continued)</b>	<p>United States, or (iv) of issuers doing a substantial amount of business outside the United States, which the Fund considers to be companies that derive at least 50% of their revenue or profits from business outside the United States or have at least 50% of their sales or assets outside the United States. The Fund will allocate its assets among various regions and countries, including the United States (but in no less than three different countries). For temporary defensive purposes the Fund may deviate very substantially from the allocation described above.</p> <p>Fund management may, when consistent with the Fund’s investment objective, buy or sell options or futures on a security or an index of securities, or enter into interest rate or foreign currency transactions, including swaps (collectively, commonly known as derivatives).</p>
<b>BlackRock Large Cap Focus Value Fund, Inc.</b>	<p>The investment objective of BlackRock Large Cap Focus Value Fund, Inc. (the “Fund”) is to seek capital appreciation and, secondarily, income by investing in securities, primarily equity securities, that management of the Fund believes are undervalued and therefore represent basic investment value.</p> <p>Under normal circumstances, the Fund seeks to invest at least 80% of its net assets plus the amount of any borrowings for investment purposes in large cap equity securities and derivatives that have similar economic characteristics to such securities. For purposes of the Fund’s 80% policy, large cap equity securities are equity securities that at the time of purchase have a market capitalization within the range of companies included in the Russell 1000® Value Index (the “Russell 1000 Value Index”). The Russell 1000 Value Index is a capitalization-weighted index from a broad range of industries chosen for market size, liquidity and industry group representation. Equity securities consist of common stock, preferred stock and convertible securities, other financial instruments that are components of, or have characteristics similar to, the securities included in the Russell 1000 Value Index, and American Depositary Receipts (“ADRs”), which are receipts typically issued by an American bank or trust company that evidence underlying securities issued by a foreign company.</p> <p>The Fund invests primarily in equity securities that Fund management believes are undervalued, which means that their prices are less than Fund management believes they are worth. Fund management places particular emphasis on companies with below average price/earnings ratios that may pay above average dividends. The Fund invests primarily in common stock of U.S. companies, but the Fund may invest up to 25% of its total assets in the securities of foreign companies and ADRs. The Fund generally intends to invest in not less than 30 to not more than 50 companies.</p>
<b>BlackRock Mid-Cap Growth Equity Portfolio</b>	<p>The investment objective of BlackRock Mid-Cap Growth Equity Portfolio (the “Fund”), a series of BlackRock Funds<sup>SM</sup>, is long-term capital appreciation.</p> <p>The Fund normally invests at least 80% of its net assets in equity securities issued by U.S. mid-capitalization companies which Fund management believes have above-average earnings growth potential. Equity securities consist primarily of common stock, preferred stock, securities convertible into common stock and securities or other instruments whose price is linked to the value of common stock. Although a universal definition of mid-capitalization companies does not exist, the Fund generally defines these companies, at the time of the Fund’s investment, as those with market capitalizations comparable in size to the companies in the Russell Midcap® Growth Index (between approximately \$1.5 billion and \$54.1 billion as of August 31, 2023). In the future, the Fund may define mid-capitalization companies using a different index or classification system. The Fund seeks to buy primarily common stock but also can invest in preferred stock, convertible securities and other equity securities. From time to time the Fund may invest in shares of companies through “new issues” or initial public offerings.</p> <p>The Fund may, when consistent with the Fund’s investment objective, buy or sell options or futures on a security or an index of securities (commonly known as derivatives). The primary purpose of using derivatives is to attempt to reduce risk to the Fund as a whole (hedge), but they may also be used to maintain liquidity and commit cash pending investment. Fund management also may, but under normal market conditions generally does not intend to, use derivatives for speculation to increase returns.</p>
<b>BlackRock Real Estate Securities Fund</b>	<p>The investment objective of BlackRock Real Estate Securities Fund (the “Fund”), a series of BlackRock Funds<sup>SM</sup>, is to seek total return comprised of long-term growth of capital and dividend income.</p>



Fund Name	Investment Objective and Principal Investment Strategies
<b>BlackRock Real Estate Securities Fund (continued)</b>	<p>Under normal conditions, the Fund invests at least 80% of its net assets plus any borrowings for investment purposes (measured at the time of purchase) in a portfolio of equity investments in issuers that are primarily engaged in or related to the real estate industry inside the United States. An issuer is primarily engaged in or related to the real estate industry if it derives at least 50% of its gross revenues or net profits from the ownership, development, construction, financing, management or sale of commercial, industrial or residential real estate or interests therein or has 50% of its assets in real estate or real estate interests. The Fund may invest up to 20% of its net assets plus any borrowings for investment purposes (measured at the time of purchase) in a portfolio of equity investments in issuers that are primarily engaged in or related to the real estate industry outside the United States and fixed-income investments, such as government, corporate and bank debt obligations.</p> <p>Real estate industry companies may include real estate investment trusts (“REITs”), REIT-like structures, or real estate operating companies whose businesses and services are related to the real estate industry. The Fund primarily buys common stock but also can invest in preferred stock and convertible securities.</p> <p>The Fund concentrates its investments in securities of issuers in the real estate industry.</p> <p>The Fund is classified as non-diversified under the Investment Company Act of 1940, as amended.</p>
<b>BlackRock Sustainable Advantage Large Cap Core Fund</b>	<p>The investment objective of BlackRock Sustainable Advantage Large Cap Core Fund (the “Fund”), a series of BlackRock Funds<sup>SM</sup>, is to seek to provide total return while seeking to maintain certain environmental, social and governance (“ESG”) characteristics, climate risk exposure and climate opportunities relative to the Fund’s benchmark.</p> <p>Under normal circumstances, the Fund seeks to invest at least 80% of its net assets plus the amount of any borrowings for investment purposes in large cap equity securities and derivatives that have similar economic characteristics to such securities. For purposes of the Fund’s 80% policy, large cap equity securities are equity securities that at the time of purchase have a market capitalization within the range of companies included in the Russell 1000<sup>®</sup> Index (the “Benchmark”). The companies included in the Benchmark have market capitalizations that range from approximately \$738 million to \$3.0 trillion as of August 31, 2023. Equity securities include common stock, preferred stock and convertible securities. The Fund primarily seeks to buy common stock.</p> <p>The Fund seeks to maintain certain ESG characteristics, climate risk exposure and climate opportunities relative to the Benchmark. Specifically, the Fund generally seeks to invest in a portfolio of equity securities that, in BlackRock’s view, (i) has an aggregate environmental, social and governance assessment that is better than the aggregate ESG assessment of the Benchmark, (ii) has an aggregate carbon emissions assessment that is lower than that of the Benchmark, and (iii) in the aggregate, includes issuers that BlackRock believes are better positioned to capture climate opportunities relative to the issuers in the Benchmark. The Fund may invest in other sectors that are not included in such assessments.</p> <p>BlackRock seeks to utilize exclusionary screens in determining the investment universe and to incorporate investment insights related to ESG characteristics in the portfolio construction process.</p> <p>To determine the Fund’s investable universe, Fund management will first seek to screen out certain issuers based on ESG criteria determined by BlackRock, subject to the considerations noted below. Such screening criteria principally includes: (i) issuers that derive more than zero percent of revenue from the production of controversial weapons; (ii) issuers that derive more than zero percent of revenue from the production of civilian firearms; (iii) issuers that derive more than zero percent of revenue from the production of tobacco-related products; (iv) issuers that derive more than five percent of revenue from thermal coal generation, unless such issuers either (a) have made certain commitments to reduce climate impact or (b) derive at least fifty percent of revenue from alternative energy sources; (v) issuers that derive more than five percent of revenue from thermal coal mining; and (vi) issuers that derive more than five percent of revenue from oil sands extraction. The Fund relies on one or more third-party ratings agencies to identify issuers for purposes of the above screening criteria. Third-party rating agencies may base the above screening criteria on an estimate when revenue for a covered business activity is not disclosed by the issuer or publicly available.</p>

Fund Name	Investment Objective and Principal Investment Strategies
<b>BlackRock Sustainable Advantage Large Cap Core Fund (continued)</b>	<p>The Fund's screening criteria is measured at the time of investment and is dependent upon information and data that may be incomplete, inaccurate, unavailable or estimated. Where the Fund's criteria looks solely to third-party ratings or data, issuers are only screened to the extent such ratings or data have been assigned or made available by the third parties. This screening criteria is subject to change over time at BlackRock's discretion.</p> <p>In addition, the Fund may gain indirect exposure (through, including but not limited to, derivatives and investments in other investment companies) to issuers with exposures that are inconsistent with the ESG-related criteria used by Fund management.</p> <p>The Fund then seeks to pursue its investment objective by investing in equity securities in a disciplined manner, by using proprietary return forecast models that incorporate quantitative analysis. These forecast models are designed to identify aspects of mispricing across stocks which the Fund can seek to capture by over- and under-weighting particular equities while seeking to control incremental risk. The investment process is driven with systematic and quantitative implementation based on an issuer's expected returns, which include measurable ESG characteristics, risk and transaction costs, as determined by BlackRock's proprietary research.</p> <p>BlackRock then constructs and rebalances the portfolio's weightings by integrating its investment insights with the model-based optimization process. Certain of the investment insights relate to ESG characteristics in BlackRock-defined categories, including, but not limited to, (i) superior growth characteristics of issuers, (ii) risk mitigation characteristics of issuers, (iii) themes related to social matters and (iv) economic transition, which includes, but is not limited to, environmental considerations. Examples of such ESG characteristics include management quality, governance, controversies at issuers, public health analytics and an issuer's innovation-oriented research and development. The ESG characteristics utilized in the portfolio construction process may change over time and one or more characteristics may not be relevant to all issuers that are eligible for investment.</p> <p>From time to time the Fund may invest in shares of companies through "new issues" or initial public offerings.</p> <p>The Fund may use derivatives, including options, futures, swaps (including, but not limited to, total return swaps, some of which may be referred to as contracts for difference) and forward contracts, both to seek to increase the return of the Fund and to hedge (or protect) the value of its assets against adverse movements in currency exchange rates, interest rates and movements in the securities markets. In order to manage cash flows into or out of the Fund effectively, the Fund may buy and sell financial futures contracts or options on such contracts. Derivatives are financial instruments whose value is derived from another security, a currency or an index, including but not limited to the Benchmark. The use of options, futures, swaps and forward contracts can be effective in protecting or enhancing the value of the Fund's assets.</p>
<b>BlackRock Technology Opportunities Fund</b>	<p>The investment objective of BlackRock Technology Opportunities Fund (the "Fund"), a series of BlackRock Funds<sup>SM</sup>, is to provide long-term capital appreciation.</p> <p>Under normal market conditions, the Fund invests at least 80% of its net assets, plus the amount of any borrowings for investment purposes, in equity securities issued by U.S. and non-U.S. technology companies in all market capitalization ranges, selected for their rapid and sustainable growth potential from the development, advancement and use of technology.</p> <p>Technology companies may include those companies in the businesses of, among others: software, IT consulting, IT services, interactive home entertainment, interactive media and services, networking equipment, telecom services, communications equipment, technology hardware, storage and peripherals, electronic equipment, instruments and components, semiconductors and semiconductor equipment, consumer finance and internet and direct marketing retail. The Fund may invest in both developed and emerging markets. BlackRock determines, in its discretion, whether a company is a technology company.</p> <p>The Fund seeks to invest primarily in common stock but may also invest in preferred stock and convertible securities. The Fund may also invest in Rule 144A securities, which are privately placed securities purchased by qualified institutional buyers. From time to time the Fund may invest in shares of companies through initial public offerings.</p>

Fund Name	Investment Objective and Principal Investment Strategies
<b>BlackRock Technology Opportunities Fund (continued)</b>	<p>The Fund may, when consistent with the Fund’s investment objective, buy or sell options or futures on a security or an index of securities and may buy options on a currency or a basket of currencies, or enter into foreign currency transactions, including swaps (collectively, commonly known as derivatives). An option is the right to buy or sell a security or an index of securities at a specific price on or before a specific date. A future is an agreement to buy or sell a security or an index of securities at a specific price on a specific date. A swap is an agreement whereby one party exchanges its right to receive or its obligation to pay one type of currency for another party’s obligation to pay or its right to receive another type of currency in the future or for a period of time. The Fund typically uses derivatives as a substitute for taking a position in the underlying asset and/or as part of a strategy designed to reduce exposure to other risks, such as currency risk. The Fund may also use derivatives to enhance returns, in which case their use would involve leveraging risk. The Fund may seek to obtain market exposure to the securities in which it primarily invests by entering into a series of purchase and sale contracts or by using other investment techniques. The Fund may also use forward foreign currency exchange contracts (obligations to buy or sell a currency at a set rate in the future).</p>
<b>BlackRock Unconstrained Equity Fund</b>	<p>The investment objective of the BlackRock Unconstrained Equity Fund (the “Fund”) is to seek to achieve long term capital growth.</p> <p>The Fund seeks to achieve its investment objective through a fully managed investment policy utilizing global equity securities. For purposes of the Fund’s investment policies, equity securities include common stock, preferred stock, convertible securities, warrants, depositary receipts, and securities and other instruments whose price is linked to the value of common stock. The combination of equity securities will be varied from time to time both with respect to types of securities and markets in response to changing market and economic trends. Under normal circumstances, the Fund invests at least 80% of its net assets (plus any borrowings for investment purposes) in equity and equity-related securities. This policy is a non-fundamental policy of the Fund and may not be changed without 60 days’ prior notice to the Fund’s shareholders.</p> <p>The Fund seeks to achieve its investment objective by investing in equity securities of corporate issuers (which may include corporations, partnerships, trusts or other corporate-like entities) located around the world. The Fund has no geographic limits on where its investments may be located. This flexibility allows Fund management to look for investments in markets around the world that it believes will provide the best relative returns to meet the Fund’s investment objective. The Fund may invest in the securities of companies of any market capitalization. The Fund may also invest in the securities of emerging growth companies.</p> <p>The Fund is actively managed using an unconstrained investment style (i.e., it will not take a benchmark index into account when selecting the Fund’s investments). Fund management, in its sole discretion, may invest in securities that are not included in the MSCI World Index. The Fund’s portfolio holdings are expected to deviate materially from the MSCI World Index. The Fund may have exposure to a limited number of different investments, countries and/or sectors. The Fund may use derivatives, including options, futures, swaps and forward contracts both to seek to increase the return of the Fund and to hedge (or protect) the value of its assets against adverse movements in currency exchange rates, interest rates and movements in the securities markets. In order to effectively manage cash flows into or out of the Fund, the Fund may buy and sell financial futures contracts or options on such contracts. Derivatives are financial instruments whose value is derived from another security, a commodity (such as oil or gas), a currency or an index.</p> <p>The Fund may invest a portion of its assets in securities directly or indirectly secured by real estate or interests therein or issued by companies that invest in real estate or interests therein such as stock, bonds or convertible bonds issued by real estate investment trusts.</p> <p>The Fund may invest in both developed and emerging markets. In addition to investing in foreign securities, the Fund may manage its exposure to foreign currencies through the use of forward currency contracts and other currency derivatives. However, foreign exchange risk is not expected to be systematically hedged. From time to time, the Fund may own foreign cash equivalents or foreign bank deposits as part of the Fund’s investment strategy. The Fund may also invest in non-U.S. currencies.</p> <p>The Fund may invest in indexed and inverse securities.</p>

Fund Name	Investment Objective and Principal Investment Strategies
<p data-bbox="92 134 539 1885"><b>BlackRock Unconstrained Equity Fund (continued)</b></p>	<p data-bbox="555 134 1495 814">To determine the Fund’s investable universe, Fund management will first seek to screen out certain issuers based on certain environmental, social and governance (“ESG”) criteria determined by BlackRock Advisors, LLC (“BlackRock”), subject to the considerations noted below. Such screening criteria principally includes: (i) issuers that derive more than zero percent of revenue from the production of controversial weapons; (ii) issuers that derive more than zero percent of revenue from the production of civilian firearms; (iii) issuers that derive more than zero percent of revenue from direct involvement in the production of nuclear weapons or nuclear weapon components or delivery platforms, or the provision of auxiliary services related to nuclear weapons; (iv) issuers that derive more than zero percent of revenue from the production of tobacco-related products; (v) issuers that derive more than five percent of revenue from tobacco-related activities; (vi) issuers that derive more than five percent of revenue from thermal coal generation, unless such issuers either (a) have made certain commitments to reduce climate impact or (b) derive at least fifty percent of revenue from alternative energy sources; (vii) issuers that derive more than five percent of revenue from thermal coal mining; (viii) issuers that derive more than five percent of revenue from oil sands extraction; (ix) issuers identified as violators of the United Nations Global Compact, which are globally accepted principles covering corporate behavior in the areas of human rights, labor, environment, and anti-corruption. Notwithstanding the foregoing, the Fund may invest in green bonds of issuers that exceed the thresholds stated in (vi), (vii) or (viii) above. The Fund relies on one or more third-party ratings agencies to identify issuers for purposes of the above screening criteria. Third-party rating agencies may base the above screening criteria on an estimate when revenue for a covered business activity is not disclosed by the issuer or publicly available.</p> <p data-bbox="555 820 1495 982">The Fund’s screening criteria is measured at the time of investment and is dependent upon information and data that may be incomplete, inaccurate, unavailable or estimated. Where the Fund’s criteria looks solely to third-party ratings or data, issuers are only screened to the extent such ratings or data have been assigned or made available by the third parties. This screening criteria is subject to change over time at BlackRock’s discretion.</p> <p data-bbox="555 988 1495 1075">The Fund may gain indirect exposure (through, including but not limited to, derivatives and investments in other investment companies) to issuers with exposures that are inconsistent with the ESG-related criteria used by Fund management.</p> <p data-bbox="555 1081 1495 1168">The Fund is classified as non-diversified under the Investment Company Act of 1940, as amended, which means that it can invest more of its assets in fewer issuers than a diversified company.</p>
<p data-bbox="92 1174 539 1885"><b>International Tilts Master Portfolio</b></p>	<p data-bbox="555 1174 1495 1261">The investment objective of the International Tilts Master Portfolio (the “Master Portfolio”) is to seek to provide long-term returns in excess of the total rate of return of the MSCI Europe Australasia Far East (“EAFE”) Index.</p> <p data-bbox="555 1268 1495 1628">Under normal circumstances, the Master Portfolio seeks to invest a majority of its net assets plus any borrowings for investment purposes in non-U.S. equity securities and equity like instruments of companies that are components of, or have characteristics similar to, the companies included in the MSCI EAFE Index. The MSCI EAFE Index is an equity index which captures large- and mid-cap representation across 21 developed markets countries around the world, excluding the United States and Canada. With 796 constituents, the MSCI EAFE Index covers approximately 85% of the free float-adjusted market capitalization in each country. The Master Portfolio primarily seeks to buy common stock and may also invest in preferred stock and convertible securities. From time to time the Master Portfolio may invest in shares of companies through “new issues” or initial public offerings. The Master Portfolio may also invest in securities denominated in both U.S. dollars and non-U.S. dollar currencies. The Master Portfolio may invest in securities of any market capitalization.</p> <p data-bbox="555 1634 1495 1885">Equity securities include securities representing shares of ownership of a corporation (“common stock”), preferred stock, securities convertible into common stock and securities or other instruments whose price is linked to the value of common stock. Preferred stock is a class of stock that often pays dividends at a specified rate and has preference over common stock in dividend payments and liquidation of assets. Convertible securities typically pay current income as either interest (debt security convertibles) or dividends (preferred stock), and their value usually reflects both the stream of current income payments and the market value of the underlying common stock.</p>

Fund Name	Investment Objective and Principal Investment Strategies
<b>International Tilts Master Portfolio (continued)</b>	<p>The Master Portfolio may use derivatives, including futures, swap agreements (including, but not limited to, total return swaps, some of which may be referred to as contracts for difference) and/or foreign exchange transactions, to manage the risk and return of the Master Portfolio. In order to manage cash flows into or out of the Master Portfolio effectively, the Master Portfolio may buy and sell financial futures contracts. Derivatives are financial instruments whose value is derived from another security, a commodity (such as oil or gas), a currency or an index, including but not limited to the MSCI EAFE Index. The use of futures, swaps or foreign exchange transactions can be effective in managing the risk and return of the Master Portfolio.</p> <p>The Master Portfolio may engage in active and frequent trading of portfolio securities to achieve its primary investment strategies.</p> <p>The Master Portfolio is classified as diversified under the Investment Company Act.</p>
<b>S&amp;P 500 Index Master Portfolio</b>	<p>S&amp;P 500 Index Master Portfolio (the “Master Portfolio”) seeks to provide investment results that correspond to the total return performance of publicly-traded common stocks in the aggregate, as represented by the Standard &amp; Poor’s 500® Index (“S&amp;P 500 Index”).</p> <p>Under normal circumstances, at least 90% of the value of the Master Portfolio’s assets, plus the amount of any borrowing for investment purposes, is invested in securities comprising the S&amp;P 500 Index. The Master Portfolio attempts to achieve, in both rising and falling markets, a correlation of at least 95% between the total return of its net assets before fees and expenses and the total return of the Master Portfolio’s benchmark index, the S&amp;P 500 Index. Notwithstanding the factors described below, perfect (100%) correlation would be achieved if the total return of the Master Portfolio’s net assets, before fees and expenses, increased or decreased exactly as the total return of the Master Portfolio’s benchmark index increased or decreased. The Master Portfolio’s ability to match its investment performance to the investment performance of its benchmark index may be affected by, among other things, the Master Portfolio’s expenses, the amount of cash and cash equivalents held by the Master Portfolio, the manner in which the total return of the Master Portfolio’s benchmark index is calculated; the size of the Master Portfolio’s investment portfolio; and the timing, frequency and size of purchases of interests and withdrawals.</p> <p>The Master Portfolio seeks to replicate the total return performance of the S&amp;P 500 Index by investing the Master Portfolio’s assets so that the percentage of assets of the Master Portfolio invested in a given stock is approximately the same as the percentage such stock represents in the S&amp;P 500 Index. No attempt is made to manage the Master Portfolio using economic, financial or market analysis. In addition, at times, the portfolio composition of the Master Portfolio may be altered (or “rebalanced”) to reflect changes in the characteristics of the index that the Master Portfolio tracks.</p> <p>The Master Portfolio also may engage in futures and other derivative securities transactions and lend its portfolio securities, each of which involves risk. The Master Portfolio may use futures contracts and other derivative transactions to manage its short-term liquidity and/or as substitutes for comparable market positions in the securities in its benchmark index. The Master Portfolio may also invest in high-quality money market instruments, including shares of money market funds advised by BlackRock Fund Advisors or its affiliates.</p>

## FIXED-INCOME FUNDS

Fund Name	Investment Objective and Principal Investment Strategies
<b>BlackRock Floating Rate Income Portfolio</b>	<p>The primary investment objective of the BlackRock Floating Rate Income Portfolio (the “Fund”) is to seek to provide high current income, with a secondary objective of long-term capital appreciation.</p> <p>The Fund normally invests at least 80% of its assets in floating rate investments and investments that are the economic equivalent of floating rate investments, which effectively enables the Fund to achieve a floating rate of income. These investments may include, but are not limited to, any combination of the following securities: (i) senior secured floating rate loans or debt; (ii) second lien or other subordinated or unsecured floating rate loans or debt; and (iii) fixed-rate loans or debt with respect to which the Fund has entered into derivative instruments to effectively convert the fixed-rate interest</p>

Fund Name	Investment Objective and Principal Investment Strategies
<b>BlackRock Floating Rate Income Portfolio (continued)</b>	<p>payments into floating rate interest payments. The Fund may also purchase, without limitation, participations or assignments in senior floating rate loans or second lien floating rate loans.</p> <p>For purposes of the Fund’s investments, the term debt includes investments in convertible or preferred securities.</p> <p>The Fund may invest in investments of any credit quality without limitation, including investments rated below investment grade. The Fund anticipates that, under current market conditions, a substantial portion of its portfolio will consist of leveraged loans rated below investment grade and similar investments. These investments are expected to exhibit credit risks similar to high yield securities, which are commonly referred to as “junk bonds.”</p> <p>The Fund may invest up to 20% of its assets in fixed-income securities with respect to which the Fund has not entered into derivative instruments to effectively convert the fixed-rate interest payments into floating-rate interest payments. Such fixed-income securities include, but are not limited to, corporate bonds, preferred securities, convertible securities, mezzanine investments, collateralized loan obligations, senior loans, second lien loans, structured products and U.S. government debt securities.</p> <p>The Fund’s investments in any floating rate and fixed-income securities may be of any duration or maturity. The Fund may invest in securities of foreign issuers, including issuers located in emerging markets, without limitation. The Fund may also invest up to 15% of its net assets in illiquid investments.</p> <p>The Fund may also invest in companies whose financial condition is uncertain, where the borrower has defaulted in the payment of interest or principal or in the performance of its covenants or agreements, or that may be involved in bankruptcy proceedings, reorganizations or financial restructurings. The Fund may invest up to 10% of its assets in common stocks or other equity securities. In addition, the Fund may acquire and hold such securities (or rights to acquire such securities) in unit offerings with fixed-income securities, in connection with an amendment, waiver, conversion or exchange of fixed-income securities, in connection with the bankruptcy or workout of a distressed fixed-income security, or upon the exercise of a right or warrant obtained on account of a fixed-income security.</p> <p>The Fund may buy or sell options or futures on a security or an index of securities, buy or sell options on futures or enter into credit default swaps and interest rate or foreign currency transactions, including swaps and forward contracts (collectively, commonly known as derivatives). The Fund may use derivatives for hedging purposes, but is not required to, as well as to increase the total return on its portfolio investments.</p>
<b>BlackRock Global Long/Short Credit Fund</b>	<p>The investment objective of BlackRock Global Long/Short Credit Fund (the “Fund”), a series of BlackRock Funds IV, is to seek absolute total returns over a complete market cycle.</p> <p>The Fund seeks to provide absolute total returns over a complete market cycle through diversified long and short exposure to the global fixed-income markets. A complete market cycle for fixed-income funds such as the Fund is typically three to five years.</p> <p>Under normal circumstances, the Fund invests at least 80% of its total assets in credit-related instruments. Credit-related instruments include, but are not limited to, U.S. Government and agency securities, foreign government and supranational debt securities, corporate bonds, including bonds of companies principally engaged in the aircraft or air transportation industries, mortgage-related securities and asset-backed securities, collateralized debt and loan obligations, including bonds collateralized by aircraft and/or aircraft equipment, emerging market debt securities, preferred securities, structured products, mezzanine securities, senior secured floating rate and fixed rate loans or debt, second lien or other subordinated or unsecured floating rate and fixed rate loans or debt, convertible debt securities, and derivatives with similar economic characteristics. The Fund may invest in fixed, variable and floating rate instruments, including participations and assignments, of any duration or maturity.</p> <p>Under normal circumstances, the Fund anticipates it will allocate a substantial amount (approximately 40% or more, unless market conditions are not deemed favorable by BlackRock, in which case the Fund would invest at least 30%) of its total assets in securities (or derivatives with similar economic characteristics) of (i) foreign government issuers, (ii) issuers organized or located outside the United States, (iii) issuers whose securities primarily trade in a market located outside the United States, or (iv) issuers doing a substantial amount of business outside the United States, which the Fund</p>

Fund Name	Investment Objective and Principal Investment Strategies
<b>BlackRock Global Long/Short Credit Fund (continued)</b>	<p>considers to be companies that derive at least 50% of their revenue or profits from business outside the United States or have at least 50% of their sales or assets outside the United States. The Fund will allocate its assets among various regions and countries, including the United States (but in no less than three different countries). The Fund may invest in credit-related instruments rated below investment grade or deemed equivalent by Fund management, which are commonly referred to as “junk bonds.”</p> <p>The Fund may invest in non-U.S. dollar denominated investments, including investments denominated in European and Asian currencies and in other non-U.S. and emerging market currencies. The Fund’s investments in non-U.S. dollar based assets may be made on a currency hedged or unhedged basis.</p> <p>The Fund may invest up to 20% of its total assets in equity instruments, including common stock, depositary receipts, rights, warrants and other instruments whose price is linked to the value of common stock. The Fund may hold long or short positions in equity instruments, and may invest in equity instruments of issuers of any market capitalization.</p> <p>The Fund may also gain both long and short exposure to credit-related instruments by entering into a series of purchase and sale contracts or by investing in, among other instruments, swaps, including total return, credit default, index and interest rate swaps; options; forward contracts; futures contracts and options on futures contracts that provide long or short exposure to other credit obligations; credit-linked notes that provide long or short exposure to other credit obligations; repurchase agreements; reverse repurchase agreements; dollar rolls; exchange-traded funds and closed-end registered investment companies, which may be managed by BlackRock or one of its affiliates; and other similar transactions.</p> <p>The Fund may engage in short sales for hedging purposes or to enhance total return. The Fund also may make short sales “against the box” without limitation. In this type of short sale, at the time of the sale, the Fund owns or has the immediate and unconditional right to acquire the identical security at no additional cost.</p> <p>As part of its normal operations, the Fund may hold high quality money market securities and invest in money market funds, including affiliated money market funds, pending investments or when it expects to need cash to pay redeeming shareholders. The Fund also may invest in these securities in order to achieve its investment goal. Money market securities are short term securities consisting primarily of short term U.S. Government securities, U.S. Government agency securities, securities issued by U.S. Government sponsored enterprises and U.S. Government instrumentalities, bank obligations, commercial paper, including asset backed commercial paper, corporate notes and repurchase agreements.</p> <p>The Fund may engage in active and frequent trading of portfolio securities to achieve its primary investment strategies.</p> <p>The Fund may borrow from banks for investment purposes.</p>
<b>BlackRock High Yield Bond Portfolio</b>	<p>The investment objective of the BlackRock High Yield Bond Portfolio (the “High Yield Fund” or the “Fund”) is to seek to maximize total return, consistent with income generation and prudent investment management.</p> <p>The High Yield Fund invests primarily in non-investment grade bonds with maturities of ten years or less. The High Yield Fund normally invests at least 80% of its assets in high yield bonds. The high yield securities (commonly called “junk bonds”) acquired by the High Yield Fund will generally be in the lower rating categories of the major rating agencies (BB or lower by S&amp;P Global Ratings or Fitch Ratings, Inc. or Ba or lower by Moody’s Investor Services) or will be determined by the High Yield Fund management team to be of similar quality. Split rated bonds and other fixed-income securities (securities that receive different ratings from two or more rating agencies) are valued as follows: if three agencies rate a security, the security will be considered to have the median credit rating; if two of the three agencies rate a security, the security will be considered to have the lower credit rating. The Fund may invest up to 30% of its assets in non-dollar denominated bonds of issuers located outside of the United States. The High Yield Fund’s investment in non-dollar denominated bonds may be on a currency hedged or unhedged basis. The Fund may also invest in convertible and preferred securities. Convertible debt securities will be counted toward the Fund’s 80% policy to the extent they have characteristics similar to the securities included within that policy.</p>

Fund Name	Investment Objective and Principal Investment Strategies
<b>BlackRock High Yield Bond Portfolio (continued)</b>	<p>To add additional diversification, the management team can invest in a wide range of securities including corporate bonds, mezzanine investments, collateralized bond obligations, bank loans and mortgage-backed and asset-backed securities. The High Yield Fund can also invest, to the extent consistent with its investment objective, in non-U.S. and emerging market securities and currencies. The High Yield Fund may invest in securities of any rating, and may invest up to 10% of its assets (measured at the time of investment) in distressed securities that are in default or the issuers of which are in bankruptcy.</p> <p>The High Yield Fund may buy or sell options or futures on a security or an index of securities, or enter into credit default swaps and interest rate or foreign currency transactions, including swaps (collectively, commonly known as derivatives). The Fund may use derivative instruments to hedge its investments or to seek to enhance returns. The High Yield Fund may seek to obtain market exposure to the securities in which it primarily invests by entering into a series of purchase and sale contracts or by using other investment techniques (such as reverse repurchase agreements or dollar rolls).</p> <p>The High Yield Fund may engage in active and frequent trading of portfolio securities to achieve its principal investment strategies.</p>
<b>BlackRock Inflation Protected Bond Portfolio</b>	<p>The investment objective of the BlackRock Inflation Protected Bond Portfolio (the “Fund”) is to seek to maximize real return, consistent with preservation of real capital and prudent investment management.</p> <p>Under normal circumstances, the Fund invests at least 80% of its assets in inflation-indexed bonds of varying maturities issued by the U.S. and non-U.S. governments, their agencies or instrumentalities, and U.S. and non-U.S. corporations.</p> <p>The Fund maintains an average portfolio duration that is within <math>\pm 40\%</math> of the duration of the Bloomberg U.S. Treasury Inflation Protected Securities Index (the benchmark). The Fund may invest up to 20% of its assets in non-investment grade bonds (high yield or junk bonds) or securities of emerging market issuers.</p> <p>The Fund may also invest up to 20% of its assets in non-dollar denominated securities of non-U.S. issuers, and may invest without limit in U.S. dollar denominated securities of non-U.S. issuers.</p> <p>The Fund may seek to provide exposure to the investment returns of real assets that trade in the commodity markets through investment in commodity-linked derivative instruments and investment vehicles such as exchange-traded funds that exclusively invest in commodities and are designed to provide this exposure without direct investment in physical commodities. The Fund may also gain exposure to commodity markets by investing up to 25% of its total assets in the Subsidiary, a wholly owned subsidiary of the Fund formed in the Cayman Islands, which invests primarily in commodity-related instruments.</p> <p>The Fund also makes investments in residential and commercial mortgage-backed securities and other asset-backed securities.</p> <p>Non-investment grade bonds acquired by the Fund will generally be in the lower rating categories of the major rating agencies (BB or lower by S&amp;P Global Ratings or Ba or lower by Moody’s Investors Service, Inc.) or will be determined by the management team to be of similar quality. Split rated bonds will be considered to have the higher credit rating. Split rated bonds are bonds that receive different ratings from two or more rating agencies.</p> <p>The Fund may buy or sell options or futures, or enter into credit default swaps and interest rate or foreign currency transactions, including swaps (collectively, commonly known as derivatives). The Fund may seek to obtain market exposure to the securities in which it primarily invests by entering into a series of purchase and sale contracts or by using other investment techniques (such as reverse repurchase agreements or dollar rolls).</p> <p>The Fund may engage in active and frequent trading of portfolio securities to achieve its primary investment strategies.</p>
<b>BlackRock Low Duration Bond Portfolio</b>	<p>The investment objective of the BlackRock Low Duration Bond Portfolio (the “Low Duration Fund” or the “Fund”) is to seek total return in excess of the reference benchmark in a manner that is consistent with preservation of capital.</p> <p>The Low Duration Fund invests primarily in investment grade bonds and maintains an average portfolio duration that is between 0 and 3 years. The Low Duration Fund’s benchmark is the ICE BofA 1-3 Year US Corporate &amp; Government Index.</p>



Fund Name	Investment Objective and Principal Investment Strategies
<b>BlackRock Low Duration Bond Portfolio (continued)</b>	<p>The Low Duration Fund normally invests at least 80% of its assets in debt securities. The Low Duration Fund may invest up to 35% of its assets in non-investment grade bonds (commonly called “high yield” or “junk bonds”). The Low Duration Fund may also invest up to 35% of its assets in assets of foreign issuers, of which 10% (as a percentage of the Fund’s assets) may be invested in emerging markets issuers. Up to 10% of the Low Duration Fund’s assets may be exposed to non-US currency risk. A bond of a foreign issuer, including an emerging market issuer, will not count toward the 10% limit on non-US currency exposure if the bond is either (i) US dollar-denominated or (ii) non-US dollar-denominated, but hedged back to US dollars.</p> <p>The management team evaluates sectors of the bond market and individual securities within these sectors. The management team selects bonds from several sectors including: U.S. Treasuries and agency securities, commercial and residential mortgage-backed securities, collateralized mortgage obligations, asset-backed securities and corporate bonds.</p> <p>The Low Duration Fund may buy or sell options or futures on a security or an index of securities, or enter into credit default swaps and interest rate or foreign currency transactions, including swaps (collectively, commonly known as derivatives). The Fund may use derivative instruments to hedge its investments or to seek to enhance returns. The Fund may seek to obtain market exposure to the securities in which it primarily invests by entering into a series of purchase and sale contracts or by using other investment techniques (such as reverse repurchase agreements and mortgage dollar rolls).</p> <p>The Low Duration Fund may engage in active and frequent trading of portfolio securities to achieve its principal investment strategies.</p>
<b>BlackRock Strategic Income Opportunities Portfolio</b>	<p>The BlackRock Strategic Income Opportunities Portfolio (the “Fund”) seeks total return as is consistent with preservation of capital.</p> <p>Under normal market conditions, the Fund will invest in a combination of fixed-income securities, including, but not limited to: high yield securities, international securities, emerging markets debt and mortgages. Depending on market conditions, the Fund may invest in other market sectors. Fixed-income securities are debt obligations such as bonds and debentures, U.S. Government securities, debt obligations of domestic and non-U.S. corporations, debt obligations of non-U.S. governments and their political subdivisions, asset-backed securities, various mortgage-backed securities (both residential and commercial), other floating or variable rate obligations, convertible securities, municipal obligations and zero coupon debt securities. The Fund may invest in preferred securities, illiquid investments, ETFs, including affiliated ETFs, and corporate loans. The Fund may have short positions in to-be-announced mortgage-backed securities without limit.</p> <p>The Fund may invest significantly in non-investment grade bonds (high yield or junk bonds). Non-investment grade bonds acquired by the Fund will generally be in the lower rating categories of the major rating agencies (BB or lower by S&amp;P Global Ratings, a division of S&amp;P Global, Inc., or Ba or lower by Moody’s Investors Service, Inc.) or will be determined by the management team to be of similar quality. Split rated bonds will be considered to have the higher credit rating. The Fund may invest up to 15% of its net assets in collateralized debt obligations, of which 10% (as a percentage of the Fund’s net assets) may be in collateralized loan obligations.</p> <p>The Fund may also invest significantly in non-dollar denominated bonds and bonds of emerging market issuers. The Fund’s investment in non-dollar denominated bonds may be on a currency hedged or unhedged basis.</p> <p>The management team may, when consistent with the Fund’s investment goal, buy or sell options or futures on a security or an index of securities, or enter into swap agreements, including total return, interest rate and credit default swaps, or foreign currency transactions (collectively, commonly known as derivatives). The Fund typically uses derivatives as a substitute for taking a position in the underlying asset and/or as part of a strategy designed to reduce exposure to other risks, such as currency risk. The Fund may also use derivatives for leverage, in which case their use would involve leveraging risk. The Fund may seek to obtain market exposure to the securities in which it primarily invests by entering into a series of purchase and sale contracts or by using other investment techniques (such as reverse repurchase agreements or mortgage</p>

Fund Name	Investment Objective and Principal Investment Strategies
<b>BlackRock Strategic Income Opportunities Portfolio (continued)</b>	<p>dollar rolls, which involve a sale by the Fund of a mortgage-backed security concurrently with an agreement by the Fund to repurchase a similar security at a later date at an agreed-upon price). The Fund may invest in indexed and inverse floating rate securities. The Fund may seek to provide exposure to the investment returns of real assets that trade in the commodity markets through investment in commodity-linked derivative instruments and investment vehicles that exclusively invest in commodities such as ETFs, which are designed to provide this exposure without direct investment in physical commodities. The Fund may also gain exposure to commodity markets by investing up to 25% of its total assets in the Subsidiary, a wholly owned subsidiary of the Fund formed in the Cayman Islands, which invests primarily in commodity-related instruments. The Fund may engage in active and frequent trading of portfolio securities to achieve its primary investment strategies.</p>
<b>BlackRock U.S. Mortgage Portfolio</b>	<p>The investment objective of the BlackRock U.S. Mortgage Portfolio (the “Fund”) is to seek high total return.</p> <p>The Fund invests primarily in mortgage-backed and other mortgage-related securities. The securities in which the Fund may invest include U.S. government securities, U.S. government agency securities, securities issued by U.S. government instrumentalities and U.S. government-sponsored enterprises, and other mortgage-backed securities or mortgage-related securities issued by the U.S. government or by private issuers. Under normal circumstances, the Fund will invest at least 80% of its assets in mortgage-backed securities and other mortgage-related securities that are issued by issuers located in the United States.</p> <p>The Fund seeks to achieve its investment objective by selecting securities of any maturity issued or guaranteed by the U.S. government, by various agencies of the U.S. government, by various instrumentalities that have been established or are sponsored by the U.S. government, or securities issued by banks or other financial institutions. Some of these securities are issued and/or guaranteed by the U.S. government and are supported by the full faith and credit of the United States. Other securities are issued or guaranteed by Federal agencies or government-sponsored enterprises and are not direct obligations of the United States, and are not backed by the full faith and credit of the United States, but involve sponsorship or guarantees by government agencies or enterprises.</p> <p>The Fund will concentrate its investments (i.e., invest at least 25% of its total assets) in non-agency mortgage-backed securities and may invest in other non-agency securities issued by banks and other financial institutions. Non-agency securities are not backed by the full faith and credit of the United States and do not involve sponsorship or guarantees by government agencies or enterprises. The non-agency mortgage-related securities in which the Fund will invest may be rated below investment grade (commonly known as “junk bonds”) or securities determined by Fund management to be of similar quality. For purposes of determining a bond’s credit rating, split rated bonds will be considered to have the higher credit rating.</p> <p>The Fund may also participate in to be announced (“TBA”) transactions and enter into dollar rolls. A TBA transaction is a method of trading mortgage-backed securities where the buyer and seller agree upon general trade parameters such as agency, settlement date, par amount and price at the time the contract is entered into but the mortgage-backed securities are delivered in the future, generally 30 days later. The actual pools of mortgage-backed securities delivered in a TBA transaction typically are not determined until two days prior to settlement date. A dollar roll transaction involves a sale by the Fund of a mortgage-backed or other security concurrently with an agreement by the Fund to repurchase a similar security at a later date at an agreed-upon price. The securities that are repurchased will bear the same interest rate and stated maturity as those sold, but pools of mortgages collateralizing those securities may have different prepayment histories than those sold.</p> <p>The Fund may use derivatives, including options, futures, swaps and forward foreign exchange transactions, both to seek to increase the return of the Fund and to hedge (or protect) the value of its assets against adverse movements in interest rates and movements in the securities markets. In order to manage cash flows into or out of the Fund effectively, the Fund may buy and sell financial futures contracts or options on such contracts. Derivatives are financial instruments whose value is derived from another security, a currency or an index such as the Bloomberg U.S. Mortgage-Backed Securities Index. The Fund may also invest in indexed and inverse securities.</p>

Fund Name	Investment Objective and Principal Investment Strategies
<b>BlackRock U.S. Mortgage Portfolio (continued)</b>	The Fund may engage in active and frequent trading of portfolio securities to achieve its primary investment strategies.
<b>Master Total Return Portfolio</b>	<p>The primary objective of the Master Total Return Portfolio (the “Total Return Portfolio”) is to realize a total return that exceeds that of the Bloomberg U.S. Aggregate Bond Index. The Total Return Portfolio invests primarily in a diversified portfolio of fixed-income securities, such as corporate bonds and notes, mortgage-backed and asset-backed securities, convertible securities, preferred securities and government debt obligations. The Total Return Portfolio has no stated minimum holding period for investments and will buy or sell securities whenever the Total Return Portfolio management sees an appropriate opportunity.</p> <p>The Total Return Portfolio typically invests more than 90% of its assets in a diversified portfolio of fixed-income securities. The fixed-income securities in which the Total Return Portfolio invests include:</p> <ul style="list-style-type: none"> <li>• U.S. Government debt securities</li> <li>• Corporate debt securities issued by U.S. and foreign companies</li> <li>• Asset-backed securities</li> <li>• Mortgage-backed securities</li> <li>• Preferred securities issued by U.S. and foreign companies</li> <li>• Corporate debt securities and preferred securities convertible into common stock</li> <li>• Foreign sovereign debt instruments</li> <li>• Money market securities</li> </ul> <p>Under normal circumstances, the Total Return Portfolio invests at least 80% of its assets in bonds. For the purposes of this strategy, “bonds” include the following: obligations issued or guaranteed by the U.S. Government or a foreign government or their agencies, instrumentalities or political subdivisions; mortgage-backed securities, including agency mortgage pass-through securities and commercial mortgage-backed securities; mortgage to-be-announced (“TBA”) securities; debt obligations of U.S. or foreign issuers; municipal securities; and asset-backed securities. This 80% policy is a non-fundamental policy of the Total Return Portfolio and may not be changed without 60 days’ prior notice to shareholders. The Total Return Portfolio invests primarily in fixed-income securities that are rated in the four highest rating categories by at least one of the recognized rating agencies (including Baa or better by Moody’s Investor Service, Inc. (“Moody’s”) or BBB or better by S&amp;P Global Ratings (“S&amp;P”) or Fitch Ratings (“Fitch”)) or determined by the Total Return Portfolio’s management team to be of similar quality. Securities rated in any of the four highest rating categories are known as “investment grade” securities.</p> <p>The Total Return Portfolio may invest up to 30% of its net assets in securities of foreign issuers, of which 20% (as a percentage of the Total Return Portfolio’s net assets) may be in emerging markets issuers. Investments in U.S. dollar-denominated securities of foreign issuers, excluding issuers from emerging markets, are permitted beyond the 30% limit. This means that the Total Return Portfolio may invest in such U.S. dollar-denominated securities of foreign issuers without limit.</p> <p>The Total Return Portfolio may invest in various types of mortgage-backed securities. Mortgage-backed securities represent the right to receive a portion of principal and/or interest payments made on a pool of residential or commercial mortgage loans. Mortgage-backed securities frequently react differently to changes in interest rates than other fixed-income securities. The Total Return Portfolio may also enter into reverse repurchase agreements and mortgage dollar rolls.</p> <p>The Total Return Portfolio may invest in fixed-income securities of any duration or maturity. Fixed-income securities frequently have redemption features that permit an issuer to repurchase the security from the Total Return Portfolio at certain times prior to maturity at a specified price, which is generally the amount due at maturity. In many cases, when interest rates go down, issuers redeem fixed-income securities that allow for redemption. When an issuer redeems fixed-income securities, the Total Return Portfolio may receive less than the market value of the securities prior to redemption. In addition, the Total Return Portfolio may have to invest the proceeds in new fixed-income securities with lower yields and therefore lose expected future income.</p> <p>The Total Return Portfolio may use derivatives, including, but not limited to, interest rate, total return and credit default swaps, options, futures, options on futures and swaps, for hedging purposes, as well as to increase the return on its portfolio investments. Derivatives are financial instruments whose value is derived from another security or an</p>

Fund Name	Investment Objective and Principal Investment Strategies
<b>Master Total Return Portfolio (continued)</b>	<p>index such as the Bloomberg U.S. Aggregate Bond Index or the CSFB High Yield Index. The Total Return Portfolio may also invest in credit-linked notes, credit-linked trust certificates, structured notes, or other instruments evidencing interests in special purpose vehicles, trusts, or other entities that hold or represent interests in fixed-income securities.</p> <p>The Total Return Portfolio may invest up to 20% of its net assets in fixed-income securities that are rated below investment grade by the Nationally Recognized Statistical Rating Organizations, including Moody's, S&amp;P or Fitch, or in unrated securities of equivalent credit quality. Split rated bonds will be considered to have the higher credit rating.</p> <p>The Total Return Portfolio may invest up to 15% of its net assets in collateralized debt obligations ("CDOs"), of which 10% (as a percentage of the Total Return Portfolio's net assets) may be in collateralized loan obligations ("CLOs"). CDOs are types of asset-backed securities. CLOs are ordinarily issued by a trust or other special purpose entity and are typically collateralized by a pool of loans, which may include, among others, domestic and non-U.S. senior secured loans, senior unsecured loans, and subordinate corporate loans, including loans that may be rated below investment grade or equivalent unrated loans, held by such issuer.</p> <p>The Total Return Portfolio may seek to provide exposure to the investment returns of real assets that trade in the commodity markets through investment in commodity-linked derivative instruments and investment vehicles that exclusively invest in precious metals, which are designed to provide this exposure without direct investment in physical commodities.</p>
<b>U.S. Total Bond Index Master Portfolio</b>	<p>U.S. Total Bond Index Master Portfolio (the "Master Portfolio") seeks to provide investment results that correspond to the total return performance of fixed-income securities in the aggregate, as represented by the Bloomberg U.S. Aggregate Bond Index (the "Bloomberg U.S. Aggregate Index").</p> <p>Under normal circumstances, at least 90% of the value of the Master Portfolio's assets, plus the amount of any borrowing for investment purposes, is invested in securities comprising the Bloomberg U.S. Aggregate Index, which, for the Master Portfolio, are considered bonds. The Master Portfolio will provide interestholders with at least 60 days' notice of any change to this policy. The Master Portfolio attempts to achieve, in both rising and falling markets, a correlation of at least 95% between the total return of its net assets before fees and expenses and the total return of the Master Portfolio's benchmark index, the Bloomberg U.S. Aggregate Index. Notwithstanding the factors described below, perfect (100%) correlation would be achieved if the total return of the Master Portfolio's net assets, before fees and expenses, increased or decreased exactly as the total return of the Master Portfolio's benchmark index increased or decreased. The Master Portfolio's ability to match its investment performance to the investment performance of its benchmark index may be affected by, among other things, the Master Portfolio's expenses, the amount of cash and cash equivalents held by the Master Portfolio, the manner in which the total return of the Master Portfolio's benchmark index is calculated, the size of the Master Portfolio's investment portfolio, and the timing, frequency and size of purchases of interests and withdrawals.</p> <p>The Master Portfolio utilizes sampling techniques that are designed to allow the Master Portfolio to duplicate substantially the investment performance of the Bloomberg U.S. Aggregate Index. However, the Master Portfolio is not expected to track the Bloomberg U.S. Aggregate Index with the same degree of accuracy that complete replication of the Bloomberg U.S. Aggregate Index would provide. No attempt is made to manage the Master Portfolio using economic, financial or market analysis. In addition, at times, the portfolio composition of the Master Portfolio may be altered (or "rebalanced") to reflect changes in the characteristics of the index that the Master Portfolio tracks.</p> <p>The Master Portfolio may invest in mortgage dollar rolls and participate in to-be-announced transactions on a regular basis to obtain exposure to mortgage-backed securities.</p> <p>The Master Portfolio also may engage in futures and options transactions and other derivative securities transactions and lend its portfolio securities, each of which involves risk. The Master Portfolio may use futures contracts, options and other derivative transactions to manage its short-term liquidity and/or as substitutes for comparable</p>

Fund Name	Investment Objective and Principal Investment Strategies
<b>U.S. Total Bond Index Master Portfolio (continued)</b>	market positions in the securities in its benchmark index. The Master Portfolio may also invest in high-quality money market instruments, including shares of money market funds advised by BlackRock Fund Advisors or its affiliates.

## MULTI-ASSET FUNDS

Fund Name	Investment Objective and Principal Investment Strategies
<b>BlackRock Global Allocation Fund, Inc.</b>	<p>The investment objective of the BlackRock Global Allocation Fund, Inc. (the “Fund”) is to provide high total investment return through a fully managed investment policy utilizing United States and foreign equity securities, debt and money market securities, the combination of which will be varied from time to time both with respect to types of securities and markets in response to changing market and economic trends. Total return means the combination of capital growth and investment income.</p> <p>The Fund invests in a portfolio of equity, debt and money market securities. Generally, the Fund’s portfolio will include both equity and debt securities. Equity securities include common stock, preferred stock, securities convertible into common stock, rights and warrants or securities or other instruments whose price is linked to the value of common stock. At any given time, however, the Fund may emphasize either debt securities or equity securities. In selecting equity investments, the Fund mainly seeks securities that Fund management believes are undervalued. The Fund may buy debt securities of varying maturities, debt securities paying a fixed or fluctuating rate of interest, and debt securities of any kind, including, by way of example, securities issued or guaranteed by the U.S. Government or its agencies or instrumentalities, by foreign governments or international agencies or supranational entities, or by domestic or foreign private issuers, debt securities convertible into equity securities, inflation-indexed bonds, structured notes, credit-linked notes, loan assignments and loan participations. In addition, the Fund may invest up to 35% of its total assets in “junk bonds,” corporate loans and distressed securities. The Fund may also invest in Real Estate Investment Trusts (“REITs”) and securities related to real assets (like real estate- or precious metals-related securities) such as stock, bonds or convertible bonds issued by REITs or companies that mine precious metals.</p> <p>When choosing investments, Fund management considers various factors, including opportunities for equity or debt investments to increase in value, expected dividends and interest rates. The Fund generally seeks diversification across markets, industries and issuers as one of its strategies to reduce volatility. The Fund has no geographic limits on where it may invest. This flexibility allows Fund management to look for investments in markets around the world, including emerging markets, that it believes will provide the best asset allocation to meet the Fund’s objective. The Fund may invest in the securities of companies of any market capitalization.</p> <p>Generally, the Fund may invest in the securities of corporate and governmental issuers located anywhere in the world. The Fund may emphasize foreign securities when Fund management expects these investments to outperform U.S. securities. When choosing investment markets, Fund management considers various factors, including economic and political conditions, potential for economic growth and possible changes in currency exchange rates. In addition to investing in foreign securities, the Fund actively manages its exposure to foreign currencies through the use of forward currency contracts and other currency derivatives. The Fund may own foreign cash equivalents or foreign bank deposits as part of the Fund’s investment strategy. The Fund will also invest in non-U.S. currencies. The Fund may underweight or overweight a currency based on the Fund management team’s outlook.</p> <p>The Fund’s composite Reference Benchmark has at all times since the Fund’s formation included a 40% weighting in non-U.S. securities. The Reference Benchmark is an unmanaged weighted index comprised as follows: 36% of the S&amp;P 500® Index; 24% FTSE World (ex U.S.) Index; 24% ICE BofA Current 5-Year U.S. Treasury Index; and 16% FTSE Non-U.S. Dollar World Government Bond Index. Throughout its history, the Fund has maintained a weighting in non-U.S. securities, often exceeding the 40% Reference Benchmark weighting and rarely falling below this allocation. Under normal circumstances, the Fund will continue to allocate a substantial amount (approximately 40% or more — unless market conditions are not deemed favorable by BlackRock, in which case the Fund would invest at least 30%) of its total assets in securities of (i) foreign government issuers, (ii) issuers organized or located outside the United States, (iii) issuers which primarily trade in a market located outside the United States,</p>

Fund Name	Investment Objective and Principal Investment Strategies
<b>BlackRock Global Allocation Fund, Inc. (continued)</b>	<p>or (iv) issuers doing a substantial amount of business outside the United States, which the Fund considers to be companies that derive at least 50% of their revenue or profits from business outside the United States or have at least 50% of their sales or assets outside the United States. The Fund will allocate its assets among various regions and countries including the United States (but in no less than three different countries). For temporary defensive purposes the Fund may deviate very substantially from the allocation described above.</p> <p>The Fund may use derivatives, including options, futures, swaps (including, but not limited to, total return swaps that may be referred to as contracts for difference) and forward contracts, both to seek to increase the return of the Fund and to hedge (or protect) the value of its assets against adverse movements in currency exchange rates, interest rates and movements in the securities markets. The Fund may invest in indexed securities and inverse securities.</p> <p>The Fund may seek to provide exposure to the investment returns of real assets that trade in the commodity markets through investment in commodity-linked derivative instruments and investment vehicles such as exchange traded funds that invest exclusively in commodities and are designed to provide this exposure without direct investment in physical commodities. The Fund may also gain exposure to commodity markets by investing up to 25% of its total assets in BlackRock Cayman Global Allocation Fund I, Ltd. (the "Subsidiary"), a wholly owned subsidiary of the Fund formed in the Cayman Islands, which invests primarily in commodity-related instruments. The Subsidiary may also hold cash and invest in other instruments, including fixed income securities, either as investments or to serve as margin or collateral for the Subsidiary's derivative positions. The Subsidiary (unlike the Fund) may invest without limitation in commodity-related instruments.</p>

### Exchange Traded Funds ("ETFs")

BlackRock Fund Advisors ("BFA"), an affiliate of BlackRock, is each ETF's investment adviser. BFA utilizes either a "passive" or active investment approach to try to achieve an ETF's investment objective.

#### *Passively Managed ETFs*

Unlike many investment companies, a passively managed ETF does not try to "beat" the index it seeks to track (the "Underlying Index") and does not seek temporary defensive positions when markets decline or appear overvalued. Indexing may eliminate the chance that the ETF will substantially outperform the Underlying Index but also may reduce some of the risks of active management, such as poor security selection. Indexing seeks to achieve lower costs and better after-tax performance by keeping portfolio turnover low in comparison to actively managed investment companies.

For some ETFs, BFA may invest in all securities included in the Underlying Index in roughly the same proportions as each security is weighted in such Underlying Index in an indexing strategy known as "full replication." For other ETFs, BFA uses a representative sampling indexing strategy to manage the ETFs. "Representative sampling" is an indexing strategy that involves investing in a representative sample of securities that collectively has an investment profile similar to the Underlying Index. The securities selected are expected to have, in the aggregate, investment characteristics (based on factors such as market capitalization and industry weightings), fundamental characteristics (such as return variability and yield) and liquidity measures similar to those of the Underlying Index. The ETF may or may not hold all of the securities in the Underlying Index. ETFs that employ a representative sampling strategy may incur tracking error risk to a greater extent than a fund that seeks to replicate an index.

#### *Actively Managed ETFs*

Unlike passively managed ETFs, actively managed ETFs do not seek to replicate the performance of a specified index. Accordingly, BFA has discretion on a daily basis to manage an ETF's portfolio in accordance with its investment objective. Actively managed ETFs may have a higher degree of portfolio turnover than ETFs that are passively managed.

### EQUITY ETFs

Fund Name	Investment Objective and Principal Investment Strategies
<b>BlackRock U.S. Equity Factor Rotation ETF</b>	<p>The BlackRock U.S. Equity Factor Rotation ETF (the "Fund") seeks to outperform the investment results of the large- and mid-capitalization U.S. equity markets by providing diversified and tactical exposure to style factors via a factor rotation model.</p> <p>The Fund seeks to outperform, before Fund fees and expenses, the investment results of the large- and mid-capitalization U.S. equity markets. The Fund seeks to achieve its investment objective by investing, under normal circumstances, at least 80% of its net</p>

Fund Name	Investment Objective and Principal Investment Strategies
<b>BlackRock U.S Equity Factor Rotation ETF (continued)</b>	<p>assets plus the amount of any borrowings for investment purposes in U.S. listed common stock of large- and mid-capitalization companies selected based on a proprietary Factor Rotation model developed by BFA and its affiliates. The proprietary model uses commonly-used equity style factors such as momentum, quality, value, size and minimum volatility and dynamically allocates the factors, and seeks to emphasize those factors with the strongest near-term return prospects.</p> <p>The eligible universe of securities that are part of the model includes U.S. listed common stock of large- and mid-capitalization companies. The model incorporates two potential sources of return: long-term return premium and short-term returns from timing the cyclical behavior of each individual factor. The model incorporates information about the current economic cycle as well as the valuations and recent trends for each factor to compare the relative attractiveness of each factor and seeks to guide the portfolio to tilt into favorable factors and away from unfavorable factors in pursuit of incremental returns. The model may allocate a maximum of 40% of the Fund’s assets in securities solely assigned to any single style factor but this allocation may fluctuate and exceed 40% due to market movement.</p> <p>While the Fund is actively managed, the Fund generally allocates its investments to securities based on the Factor Rotation model. The model allows for a company to be included under more than one of the equity style factors rather than being solely assigned to a single style factor. The Fund will hold common stock of those companies that fall into at least one of the equity style factors.</p> <p>The Fund may also invest in other securities, including but not limited to, cash and cash equivalents, including shares of money market funds advised by BFA or its affiliates. The Fund is an actively managed exchange-traded fund and does not seek to replicate the performance of a specified index and may have a higher degree of portfolio turnover than an index fund.</p>
<b>iShares® Core Dividend Growth ETF</b>	<p>The iShares Core Dividend Growth ETF (the “Fund”) seeks to track the investment results of an index composed of U.S. equities with a history of consistently growing dividends.</p> <p>The Fund seeks to track the investment results of the Morningstar® US Dividend Growth Index<sup>SM</sup> (the “Underlying Index”), which is a dividend dollar-weighted index that seeks to measure the performance of U.S. companies selected based on a consistent history of growing dividends. The Underlying Index is a subset of the Morningstar® US Market Index<sup>SM</sup>, which is a broad market index that represents approximately 97% of the market capitalization of publicly-traded U.S. stocks. Eligible companies must pay a qualified dividend, must have at least five years of uninterrupted annual dividend growth and their earnings payout ratio must be less than 75%. Companies that are in the top decile based on dividend yield are excluded from the Underlying Index prior to the dividend growth and payout ratio screens. The Underlying Index may include large-, mid- and small-capitalization companies and may change over time. As of April 30, 2023, a significant portion of the Underlying Index is represented by securities of companies in the financials, healthcare and technology industries or sectors. The components of the Underlying Index are likely to change over time.</p>
<b>iShares® Core High Dividend ETF</b>	<p>The iShares Core High Dividend ETF (the “Fund”) seeks to track the investment results of an index composed of relatively high dividend paying U.S. equities.</p> <p>The Fund seeks to track the investment results of the Morningstar® Dividend Yield Focus Index<sup>SM</sup> (the “Underlying Index”), which offers exposure to high quality U.S.-domiciled companies that have had strong financial health and an ability to sustain above average dividend payouts. The Underlying Index is a subset of the Morningstar® US Market Index<sup>SM</sup>, a broad market index that represents approximately 97% of the market capitalization of publicly-traded U.S. stocks. The Underlying Index is composed of qualified income-paying securities that are screened for superior company quality and financial health as determined by Morningstar, Inc.’s (“Morningstar” or the “Index Provider”) proprietary index methodology. Stocks in the Underlying Index represent the top 75 high-yielding stocks meeting the screening requirements. The Morningstar index methodology determines “company quality” in accordance with the Morningstar Economic Moat™ rating system, in which companies are assigned a moat rating of “none,” “narrow” or “wide” based on the prospect of earning above average returns on capital and the strength of the company’s competitive advantage. Additionally, companies are screened for “financial health” using Morningstar’s Distance to Default measure, a quantitative option pricing approach that estimates a company’s probability</p>

Fund Name	Investment Objective and Principal Investment Strategies
<b>iShares® Core High Dividend ETF (continued)</b>	<p>of default. To qualify for inclusion in the Underlying Index, constituents must have a Morningstar Economic Moat rating of “narrow” or “wide” and have a Morningstar Distance to Default score in the top 50% of eligible dividend-paying companies within their sector. Companies that are not assigned a Morningstar Economic Moat rating must have a Morningstar Distance to Default score in the top 30% of eligible dividend-paying companies within their sector. Additionally, each constituent’s dividend must be deemed to be qualified income.</p> <p>The Underlying Index may include large-, mid- and small-capitalization companies and may change over time. As of April 30, 2023, a significant portion of the Underlying Index is represented by securities of companies in the energy and healthcare industries or sectors. The components of the Underlying Index are likely to change over time.</p>
<b>iShares® Core MSCI EAFE ETF</b>	<p>The iShares Core MSCI EAFE ETF (the “Fund”) seeks to track the investment results of an index composed of large-, mid- and small-capitalization developed market equities, excluding the U.S. and Canada.</p> <p>The Fund seeks to track the investment results of the MSCI EAFE IMI Index (the “Underlying Index”), which has been developed by MSCI Inc. The Underlying Index is a free float-adjusted, market capitalization-weighted index designed to measure large-, mid- and small-capitalization equity market performance and includes stocks from Europe, Australasia and the Far East. As of July 31, 2023, the Underlying Index consisted of securities from the following 21 developed market countries or regions: Australia, Austria, Belgium, Denmark, Finland, France, Germany, Hong Kong, Ireland, Israel, Italy, Japan, the Netherlands, New Zealand, Norway, Portugal, Singapore, Spain, Sweden, Switzerland and the United Kingdom. As of July 31, 2023, a significant portion of the Underlying Index is represented by securities of companies in the financials and industrials industries or sectors. The components of the Underlying Index are likely to change over time.</p>
<b>iShares® Core MSCI Emerging Markets ETF</b>	<p>The iShares Core MSCI Emerging Markets ETF (the “Fund”) seeks to track the investment results of an index composed of large-, mid- and small-capitalization emerging market equities.</p> <p>The Fund seeks to track the investment results of the MSCI Emerging Markets Investable Market Index (IMI) (the “Underlying Index”), which is designed to measure large-, mid- and small-capitalization equity market performance in the global emerging markets. As of August 31, 2023, the Underlying Index consisted of securities from the following 24 emerging market countries: Brazil, Chile, China, Colombia, Czech Republic, Egypt, Greece, Hungary, India, Indonesia, Kuwait, Malaysia, Mexico, Peru, the Philippines, Poland, Qatar, Saudi Arabia, South Africa, South Korea, Taiwan, Thailand, Turkey and the United Arab Emirates. As of August 31, 2023, the Underlying Index was comprised of 3,326 constituents. As of August 31, 2023, a significant portion of the Underlying Index is represented by securities of companies in the financials and technology industries or sectors. The components of the Underlying Index are likely to change over time.</p>
<b>iShares® Core MSCI Europe ETF</b>	<p>The iShares Core MSCI Europe ETF (the “Fund”) seeks to track the investment results of an index composed of large-, mid- and small-capitalization European equities.</p> <p>The Fund seeks to track the investment results of the MSCI Europe IMI (the “Underlying Index”), a free float-adjusted market capitalization-weighted index which consists of securities from the following 15 developed market countries or regions: Austria, Belgium, Denmark, Finland, France, Germany, Ireland, Italy, the Netherlands, Norway, Portugal, Spain, Sweden, Switzerland and the United Kingdom. The Underlying Index includes large-, mid- and small-capitalization companies and may change over time. As of July 31, 2023, a significant portion of the Underlying Index is represented by securities of companies in the financials and industrials industries or sectors. The components of the Underlying Index are likely to change over time.</p>
<b>iShares® Core S&amp;P 500 ETF</b>	<p>The iShares Core S&amp;P 500 ETF (the “Fund”) seeks to track the investment results of an index composed of large-capitalization U.S. equities.</p> <p>The Fund seeks to track the investment results of the S&amp;P 500 (the “Underlying Index”), which measures the performance of the large-capitalization sector of the U.S. equity market, as determined by S&amp;P Dow Jones Indices LLC. As of March 31, 2023, the Underlying Index included approximately 85% of the market capitalization of all publicly-traded U.S. equity securities. The securities in the Underlying Index are weighted based on the float-adjusted market value of their outstanding shares. The Underlying Index consists of securities from a broad range of industries. As of March 31, 2023, a</p>



Fund Name	Investment Objective and Principal Investment Strategies
<b>iShares® Core S&amp;P 500 ETF (continued)</b>	significant portion of the Underlying Index is represented by securities of companies in the information technology industry or sector. The components of the Underlying Index are likely to change over time.
<b>iShares® Core S&amp;P Mid-Cap ETF</b>	<p>The iShares Core S&amp;P Mid-Cap ETF (the “Fund”) seeks to track the investment results of an index composed of mid-capitalization U.S. equities.</p> <p>The Fund seeks to track the investment results of the S&amp;P MidCap 400 (the “Underlying Index”), which measures the performance of the mid-capitalization sector of the U.S. equity market, as determined by S&amp;P Dow Jones Indices LLC (the “Index Provider” or “SPDJI”). As of March 31, 2023, the Underlying Index included approximately 5.31% of the market capitalization of all publicly-traded U.S. equity securities. The securities in the Underlying Index are weighted based on the float-adjusted market value of their outstanding shares, and have, as of March 31, 2023, a market capitalization between \$4.6 billion and \$12.7 billion at the time of inclusion in the Underlying Index, which may fluctuate depending on the overall level of the equity markets. The securities are selected by SPDJI based on certain factors including the Index Provider’s liquidity measures. The Underlying Index consists of securities from a broad range of industries. As of March 31, 2023, a significant portion of the Underlying Index is represented by securities of companies in the consumer discretionary and industrials industries or sectors. The components of the Underlying Index are likely to change over time.</p>
<b>iShares® Core S&amp;P Small-Cap ETF</b>	<p>The iShares Core S&amp;P Small-Cap ETF (the “Fund”) seeks to track the investment results of an index composed of small-capitalization U.S. equities.</p> <p>The Fund seeks to track the investment results of the S&amp;P SmallCap 600 (the “Underlying Index”), which measures the performance of the small-capitalization sector of the U.S. equity market, as determined by S&amp;P Dow Jones Indices LLC (the “Index Provider” or “SPDJI”). As of March 31, 2023, the Underlying Index included approximately 2.26% of the market capitalization of all publicly-traded U.S. equity securities. The securities in the Underlying Index are weighted based on the float-adjusted market value of their outstanding shares, and have, as of March 31, 2023, a market capitalization between \$750 million and \$4.6 billion at the time of inclusion in the Underlying Index, which may fluctuate depending on the overall level of the equity markets. The securities are selected by SPDJI based on certain factors including the Index Provider’s liquidity measures. The Underlying Index consists of securities from a broad range of industries. As of March 31, 2023, a significant portion of the Underlying Index is represented by securities of companies in the financials and industrials industries or sectors. The components of the Underlying Index are likely to change over time.</p>
<b>iShares® Core S&amp;P Total U.S. Stock Market ETF</b>	<p>The iShares Core S&amp;P Total U.S. Stock Market ETF (the “Fund”) seeks to track the investment results of a broad-based index composed of U.S. equities.</p> <p>The Fund seeks to track the investment results of the S&amp;P Total Market Index™ (TMI) (the “Underlying Index”), which is comprised of the common equities included in the S&amp;P 500® and the S&amp;P Completion Index™. The Underlying Index consists of all U.S. common equities listed on the New York Stock Exchange (including NYSE Arca, Inc. and NYSE American), the Nasdaq Global Select Market, the Nasdaq Select Market, the Nasdaq Capital Market, Cboe BZX, Cboe BYX, Cboe EDGA and Cboe EDGX, Inc. The securities in the Underlying Index are weighted based on the float-adjusted market value of their outstanding shares. Securities with higher float-adjusted market value have a larger representation in the Underlying Index. The S&amp;P 500 measures the performance of the large-capitalization sector of the U.S. equity market. The S&amp;P Completion Index measures the performance of the U.S. mid-, small- and micro-capitalization sector of the U.S. equity market excluding S&amp;P 500 constituents. As of March 31, 2023, the S&amp;P 500 and the S&amp;P Completion Index included approximately 85% and 15%, respectively, of the market capitalization of the Underlying Index. The Underlying Index includes large-, mid- and small- capitalization companies and may change over time. As of March 31, 2023, a significant portion of the Underlying Index is represented by securities of companies in the information technology industry or sector. The components of the Underlying Index are likely to change over time.</p>
<b>iShares® ESG Aware MSCI EAFE ETF</b>	The iShares ESG Aware MSCI EAFE ETF (the “Fund”) seeks to track the investment results of an index composed of large- and mid-capitalization developed market equities, excluding the U.S. and Canada that have positive environmental, social and governance characteristics as identified by the index provider while exhibiting risk and return characteristics similar to those of the parent index.

Fund Name	Investment Objective and Principal Investment Strategies
<b>iShares® ESG Aware MSCI EAFE ETF (continued)</b>	<p>The Fund seeks to track the investment results of the MSCI EAFE Extended ESG Focus Index (the “Underlying Index”), which has been developed by MSCI Inc. (the “Index Provider” or “MSCI”). The Underlying Index is an optimized index that is designed to reflect the equity performance of developed market companies (excluding the U.S. and Canada) that have favorable environmental, social and governance (“ESG”) characteristics (as determined by the Index Provider), while exhibiting risk and return characteristics similar to those of the MSCI EAFE Index (the “Parent Index”). The Index Provider begins with the Parent Index and excludes securities of companies involved in the business of tobacco, companies involved with controversial weapons, producers and retailers of civilian firearms, and companies involved in certain fossil fuels-related activity such as the production of thermal coal, thermal coal-based power generation and extraction of oil sands based on revenue or percentage of revenue thresholds for certain categories (e.g., \$20 million or 5%) and categorical exclusions for others (e.g., controversial weapons). The Index Provider also excludes companies that are directly involved in very severe, ongoing business controversies (in each case as determined by the Index Provider), and then follows a quantitative process that is designed to determine optimal weights for securities to maximize exposure to securities of companies with higher ESG ratings, subject to maintaining risk and return characteristics similar to the Parent Index. For each industry, the Index Provider identifies key ESG issues that can lead to unexpected costs for companies in the medium to long term. The Index Provider then calculates the size of each company’s exposure to each key issue based on the company’s business segment and geographic risk and analyzes the extent to which companies have developed robust strategies and programs to manage ESG risks and opportunities. Using a sector-specific key issue weighting model, companies are rated and ranked in comparison to their industry peers. As of August 31, 2023, the Underlying Index consisted of securities from the following 21 developed market countries or regions: Australia, Austria, Belgium, Denmark, Finland, France, Germany, Hong Kong, Ireland, Israel, Italy, Japan, the Netherlands, New Zealand, Norway, Portugal, Singapore, Spain, Sweden, Switzerland and the United Kingdom. The Underlying Index includes large- and mid-capitalization companies and may change over time. As of August 31, 2023, a significant portion of the Underlying Index is represented by securities of companies in the financials and industrials industries or sectors. The components of the Underlying Index are likely to change over time.</p>
<b>iShares® ESG Aware MSCI EM ETF</b>	<p>The iShares ESG Aware MSCI EM ETF (the “Fund”) seeks to track the investment results of an index composed of large- and mid-capitalization emerging market equities that have positive environmental, social and governance characteristics as identified by the index provider while exhibiting risk and return characteristics similar to those of the parent index.</p> <p>The Fund seeks to track the investment results of the MSCI Emerging Markets Extended ESG Focus Index (the “Underlying Index”), which has been developed by MSCI Inc. (the “Index Provider” or “MSCI”). The Underlying Index is an optimized equity index designed to reflect the equity performance of companies that have favorable environmental, social and governance (“ESG”) characteristics (as determined by the Index Provider), while exhibiting risk and return characteristics similar to those of the MSCI Emerging Markets Index (the “Parent Index”). The Index Provider begins with the Parent Index and excludes securities of companies involved in the business of tobacco, companies involved with controversial weapons, producers and retailers of civilian firearms, companies involved in certain fossil fuels-related activity such as the production of thermal coal, thermal coal-based power generation and extraction of oil sands based on revenue or percentage of revenue thresholds for certain categories (e.g. \$20 million or 5%) and categorical exclusions for others (e.g. controversial weapons). The Index Provider also excludes companies that are directly involved in very severe, ongoing business controversies (in each case as determined by the Index Provider), and then follows a quantitative process that is designed to determine optimal weights for securities to maximize exposure to securities of companies with higher ESG ratings, subject to maintaining risk and return characteristics similar to the Parent Index.</p> <p>For each industry, the Index Provider identifies key ESG issues that can lead to unexpected costs for companies in the medium to long term. The Index Provider then calculates the size of each company’s exposure to each key issue based on the company’s business segment and geographic risk, and analyzes the extent to which companies have developed robust strategies and programs to manage ESG risks and opportunities. Using a sector-specific key issue weighting model, companies are rated</p>

Fund Name	Investment Objective and Principal Investment Strategies
<b>iShares® ESG Aware MSCI EM ETF (continued)</b>	<p>and ranked in comparison to their industry peers. As of August 31, 2023, the Underlying Index consisted of securities from the following 22 countries: Brazil, Chile, China, Colombia, Egypt, Greece, Hungary, India, Indonesia, Kuwait, Malaysia, Mexico, Peru, Poland, Qatar, Saudi Arabia, South Africa, South Korea, Taiwan, Thailand, Turkey and the United Arab Emirates. The Underlying Index includes large- and mid-capitalization companies and may change over time. As of August 31, 2023, a significant portion of the Underlying Index is represented by securities of companies in the financials and technology industries or sectors. The components of the Underlying Index are likely to change over time.</p>
<b>iShares® ESG Aware MSCI USA ETF</b>	<p>The iShares ESG Aware MSCI USA ETF (the “Fund”) seeks to track the investment results of an index composed of U.S. companies that have positive environmental, social and governance characteristics as identified by the index provider while exhibiting risk and return characteristics similar to those of the parent index.</p> <p>The Fund seeks to track the investment results of the MSCI USA Extended ESG Focus Index (the “Underlying Index”), which has been developed by MSCI Inc. (the “Index Provider” or “MSCI”). The Underlying Index is an optimized equity index that is designed to reflect the equity performance of U.S. companies that have favorable environmental, social and governance (“ESG”) characteristics (as determined by the Index Provider), while exhibiting risk and return characteristics similar to those of the MSCI USA Index (the “Parent Index”). The Index Provider begins with the Parent Index and excludes securities of companies involved in the business of tobacco, companies involved with controversial weapons, producers and retailers of civilian firearms, and companies included in certain fossil fuels-related activity such as the production of thermal coal, thermal coal-based power generation and extraction of oil sands based on revenue or percentage of revenue thresholds for certain categories (e.g., \$20 million or 5%) and categorical exclusions for others (e.g., controversial weapons). The Index Provider also excludes companies that are directly involved in very severe, ongoing business controversies (in each case as determined by the Index Provider), and then follows a quantitative process that is designed to determine optimal weights for securities to maximize exposure to securities of companies with higher ESG ratings, subject to maintaining risk and return characteristics similar to the Parent Index.</p> <p>For each industry, the Index Provider identifies key ESG issues that can lead to unexpected costs for companies in the medium- to long-term. The Index Provider then calculates the size of each company’s exposure to each key issue based on the company’s business segment and geographic risk and analyzes the extent to which companies have developed robust strategies and programs to manage ESG risks and opportunities. Using a sector-specific key issue weighting model, companies are rated and ranked in comparison to their industry peers. The Underlying Index includes large- and mid-capitalization companies and may change over time. As of August 31, 2023, a significant portion of the Underlying Index is represented by securities of companies in the technology industry or sector. The components of the Underlying Index are likely to change over time.</p>
<b>iShares® ESG Aware MSCI USA Small-Cap ETF</b>	<p>The iShares ESG Aware MSCI USA Small-Cap ETF (the “Fund”) seeks to track the investment results of an optimized index designed to produce investment results comparable to a capitalization weighted index of small-capitalization U.S. companies, while reflecting a higher allocation to those companies with favorable environmental, social and governance (“ESG”) profiles (as determined by the index provider).</p> <p>The Fund seeks to track the investment results of the MSCI USA Small Cap Extended ESG Focus Index (the “Underlying Index”), which has been developed by MSCI Inc. (the “Index Provider” or “MSCI”). The Underlying Index is an optimized equity index that is designed to produce investment results comparable to the MSCI USA Small Cap Index (the “Parent Index”), while reflecting a higher allocation than that of the Parent Index to companies with favorable ESG profiles (as determined by MSCI). The Parent Index represents the small-capitalization segment of the U.S. equity market (as determined by MSCI).</p> <p>In constructing the Underlying Index, the Index Provider begins with the Parent Index and excludes securities of companies involved in the business of tobacco, companies involved with controversial weapons, producers and retailers of civilian firearms, and companies involved in certain fossil fuels-related activity such as the production of thermal coal, thermal coal-based power generation and extraction of oil sands based on revenue or percentage of revenue thresholds for certain categories (e.g., \$20 million or 5%) and categorical exclusions for others (e.g., controversial weapons). The Index</p>

Fund Name	Investment Objective and Principal Investment Strategies
<b>iShares® ESG Aware MSCI USA Small-Cap ETF (continued)</b>	<p>Provider also excludes companies that are directly involved in very severe, ongoing business controversies (in each case as determined by the Index Provider), and then follows a quantitative process that is designed to determine optimal weights for securities in the Underlying Index to maximize exposure to companies with higher ESG ratings, subject to maintaining risk and return characteristics similar to those of the Parent Index.</p> <p>For each industry, the Index Provider identifies key ESG issues that can lead to substantial costs or opportunities for S-2 companies (e.g., climate change, resource scarcity, demographic shifts). The Index Provider then rates each company's exposure to each key issue based on the company's business segment and geographic risk and analyzes the extent to which companies have developed robust strategies and programs to manage ESG risks and opportunities. The Index Provider scores companies based on both their risk exposure and risk management. The Index Provider assesses management practices, management performance (through demonstrated track record and other quantitative performance indicators), governance structures, and/or implications in controversies, which all may be taken as a proxy for overall management quality. Controversies, including, among other things, issues involving anti-competitive practices, toxic emissions and waste, and health and safety, occurring within the last three years lead to a deduction from the overall management score on each issue. Using a sector-specific key issue weighting model, companies are rated and ranked in comparison to their industry peers. Key issues and weights are generally reviewed annually.</p> <p>As of August 31, 2023, a significant portion of the Underlying Index is represented by securities of companies in the industrials industry or sector. The components of the Underlying Index are likely to change over time.</p>
<b>iShares® Global Comm Services ETF</b>	<p>The iShares Global Comm Services ETF (the "Fund") seeks to track the investment results of an index composed of global equities in the communication services sector. The Fund seeks to track the investment results of the S&amp;P Global 1200 Communication Services 4.5/22.5/45 Capped Index™ (the "Underlying Index"), which is designed to measure the performance of global equities in the communication services sector (as determined by S&amp;P Dow Jones Indices LLC ("SPDJI")). The Underlying Index uses a capping methodology to limit the weight of the securities of any single issuer (as determined by SPDJI) to a maximum of 25% of the Underlying Index. Additionally, the capping methodology limits the sum of the weights of the securities of all issuers that individually constitute more than 5% of the weight of the Underlying Index to a maximum of 50% of the weight of the Underlying Index in the aggregate. In order to implement this capping methodology, the Underlying Index constrains at quarterly rebalance: (i) the weight of any single issuer to a maximum of 22.5%, and (ii) the aggregate weight of all issuers that individually exceed 4.5% of the index weight to maximum of 45%. In implementing this capping methodology, SPDJI may consider two or more companies as belonging to the same issuer where there is reasonable evidence of common control. The Underlying Index is a subset of the S&amp;P Global 1200™. The Underlying Index includes large-capitalization companies and may change over time. As of March 31, 2023, a significant portion of the Underlying Index is represented by securities of companies in the communication services industry or sector. The components of the Underlying Index are likely to change over time. As of March 31, 2023, the Underlying Index was composed of securities of companies in the following countries: Australia, Canada, China, Finland, France, Germany, Italy, Japan, Mexico, the Netherlands, Norway, South Korea, Spain, Sweden, Switzerland, Taiwan, the United Kingdom and the U.S.</p>
<b>iShares® Global Consumer Discretionary ETF</b>	<p>The iShares Global Consumer Discretionary ETF (the "Fund") seeks to track the investment results of an index composed of global equities in the consumer discretionary sector.</p> <p>The Fund seeks to track the investment results of the S&amp;P Global 1200 Consumer Discretionary (Sector) Capped Index™ (the "Underlying Index"), which is designed to measure the performance of global equities in the consumer discretionary sector. The Underlying Index uses a capping methodology to limit the weight of the securities of any single issuer (as determined by S&amp;P Dow Jones Indices LLC ("SPDJI")) to a maximum of 10% of the Underlying Index. Additionally, the capping methodology limits the sum of the weights of the securities of all issuers that individually constitute more than 5% of the weight of the Underlying Index to a maximum of 25% of the weight of the Underlying Index in the aggregate. In order to implement this capping methodology, the Underlying</p>

Fund Name	Investment Objective and Principal Investment Strategies
<b>iShares® Global Consumer Discretionary ETF (continued)</b>	<p>Index rebalances quarterly to limit: (i) the weight of any single issuer to a maximum of 10%, and (ii) the aggregate weight of all issuers that individually exceed 4.50% of the Underlying Index weight to maximum of 22.50%. Between scheduled quarterly reviews, the Underlying Index is rebalanced at the end of any day on which issuers that individually constitute more than 5% of the weight of the Underlying Index collectively represent more than 25% of the weight of the Underlying Index in the aggregate. In implementing this capping methodology, SPDJI may consider two or more companies as belonging to the same issuer where there is reasonable evidence of common control. The Underlying Index is a subset of the S&amp;P Global 1200™, which is designed to measure the performance of large-capitalization stocks from major global markets, as determined by SPDJI. Component companies include consumer product manufacturing, service and retail companies. As of March 31, 2023, a significant portion of the Underlying Index is represented by securities of companies in the consumer discretionary industry or sector. The components of the Underlying Index are likely to change over time. As of March 31, 2023, the Underlying Index was composed of securities of companies in the following countries or regions: Australia, Brazil, Canada, Chile, China, Denmark, France, Germany, Ireland, Italy, Japan, the Netherlands, South Korea, Spain, Sweden, Switzerland, the United Kingdom and the U.S.</p>
<b>iShares® Global Consumer Staples ETF</b>	<p>The iShares Global Consumer Staples ETF (the “Fund”) seeks to track the investment results of an index composed of global equities in the consumer staples sector. The Fund seeks to track the investment results of the S&amp;P Global 1200 Consumer Staples (Sector) Capped Index (the “Underlying Index”), which is designed to measure the performance of global equities in the consumer staples sector (as determined by S&amp;P Dow Jones Indices LLC (“SPDJI”). The Underlying Index uses a capping methodology to limit the weight of the securities of any single issuer (as determined by SPDJI) to a maximum of 10% of the Underlying Index. Additionally, the capping methodology limits the sum of the weights of the securities of all issuers that individually constitute more than 5% of the weight of the Underlying Index to a maximum of 25% of the weight of the Underlying Index in the aggregate. In order to implement this capping methodology, the Underlying Index rebalances quarterly to limit: (i) the weight of any single issuer to a maximum of 10%, and (ii) the aggregate weight of all issuers that individually exceed 4.50% of the Underlying Index weight to maximum of 22.50%. Between scheduled quarterly index reviews, the Underlying Index is rebalanced at the end of any day on which all issuers that individually constitute more than 5% of the weight of the Underlying Index collectively represent more than 25% of the weight of the Underlying Index in the aggregate. In implementing this capping methodology, SPDJI may consider two or more companies as belonging to the same issuer where there is reasonable evidence of common control. The Underlying Index is a subset of the S&amp;P Global 1200™, which is designed to measure the performance of large-capitalization stocks from major global markets, as determined by SPDJI. As of March 31, 2023, a significant portion of the Underlying Index is represented by securities of companies in the consumer staples industry or sector. The components of the Underlying Index are likely to change over time. As of March 31, 2023, the Underlying Index was composed of securities of companies in the following countries: Australia, Belgium, Brazil, Canada, Chile, Denmark, Finland, France, Germany, Ireland, Japan, Mexico, the Netherlands, Norway, Sweden, Switzerland, the United Kingdom and the U.S.</p>
<b>iShares® Global Energy ETF</b>	<p>The iShares Global Energy ETF (the “Fund”) seeks to track the investment results of an index composed of global equities in the energy sector. The Fund seeks to track the investment results of the S&amp;P Global 1200 Energy 4.5/22.5/45 Capped Index™ (the “Underlying Index”), which is designed to measure the performance of global equities in the energy sector. The Underlying Index is a subset of the S&amp;P Global 1200, which is designed to measure the performance of large-capitalization stocks from major global markets, as determined by S&amp;P Dow Jones Indices LLC (“SPDJI”). The Underlying Index uses a capping methodology to limit the weight of the securities of any single issuer (as determined by SPDJI) to a maximum of 25% of the Underlying Index. Additionally, the capping methodology limits the sum of the weights of the securities of all issuers that individually constitute more than 5% of the weight of the Underlying Index to a maximum of 50% of the weight of the Underlying Index in the aggregate. In order to implement this capping methodology, the Underlying Index constrains at quarterly rebalance: (i) the weight of any single issuer to a maximum of 22.5%, and (ii) the aggregate weight of all issuers that individually exceed 4.5% of the index weight to a maximum of 45%. In implementing this capping methodology, SPDJI</p>

Fund Name	Investment Objective and Principal Investment Strategies
<b>iShares® Global Energy ETF (continued)</b>	<p>may consider two or more companies as belonging to the same issuer where there is reasonable evidence of common control. As of March 31, 2023, a significant portion of the Underlying Index is represented by securities of companies in the energy industry or sector. The components of the Underlying Index are likely to change over time. As of March 31, 2023, the Underlying Index was composed of securities of companies in the following countries: Australia, Austria, Brazil, Canada, Chile, Colombia, Finland, France, Italy, Japan, Norway, Portugal, Spain, the United Kingdom and the U.S.</p>
<b>iShares® Global Financials ETF</b>	<p>The iShares Global Financials ETF (the “Fund”) seeks to track the investment results of an index composed of global equities in the financials sector.</p> <p>The Fund seeks to track the investment results of the S&amp;P Global 1200 Financials Index™ (the “Underlying Index”), which measures the performance of companies that S&amp;P Dow Jones Indices LLC (“SPDJI”), a subsidiary of S&amp;P Global, Inc., deems to be part of the financials sector of the economy and that SPDJI believes are important to global markets. The Underlying Index is a subset of the S&amp;P Global 1200, which is designed to measure the performance of large-capitalization stocks from major global markets, as determined by SPDJI. As of March 31, 2023, a significant portion of the Underlying Index is represented by securities of companies in the financials industry or sector. The components of the Underlying Index are likely to change over time. As of March 31, 2023, the Underlying Index was comprised of securities of companies in the following countries: Australia, Austria, Belgium, Brazil, Canada, Chile, China, Colombia, Denmark, Finland, France, Germany, Hong Kong, Ireland, Italy, Japan, Mexico, the Netherlands, Norway, Peru, Singapore, South Korea, Spain, Sweden, Switzerland, Taiwan, the United Kingdom and the U.S.</p>
<b>iShares® Global Healthcare ETF</b>	<p>The iShares Global Healthcare ETF (the “Fund”) seeks to track the investment results of an index composed of global equities in the healthcare sector.</p> <p>The Fund seeks to track the investment results of the S&amp;P Global 1200 Health Care Index™ (the “Underlying Index”), which measures the performance of companies that S&amp;P Dow Jones Indices LLC (“SPDJI”), a subsidiary of S&amp;P Global, Inc., deems to be a part of the healthcare sector of the economy and that SPDJI believes are important to global markets. The Underlying Index is a subset of the S&amp;P Global 1200, which is designed to measure the performance of large-capitalization stocks from major global markets, as determined by SPDJI. As of March 31, 2023, a significant portion of the Underlying Index is represented by securities of companies in the healthcare industry or sector. The components of the Underlying Index are likely to change over time. As of March 31, 2023, the Underlying Index was composed of securities of companies in the following countries: Australia, Belgium, Brazil, China, Denmark, France, Germany, Japan, the Netherlands, South Korea, Spain, Sweden, Switzerland, the United Kingdom and the U.S.</p>
<b>iShares® Global Infrastructure ETF</b>	<p>The iShares Global Infrastructure ETF (the “Fund”) seeks to track the investment results of an index composed of developed market equities in the infrastructure industry.</p> <p>The Fund seeks to track the investment results of the S&amp;P Global Infrastructure Index™ (the “Underlying Index”), which is designed to track performance of the stocks of large infrastructure companies in developed or emerging markets (only developed market listings are eligible for stocks of issuers domiciled in emerging markets). The Underlying Index includes companies involved in utilities, energy and transportation infrastructure, such as the management or ownership of oil and gas storage and transportation; airport services; highways and rail tracks; marine ports and services; and electric, gas and water utilities. As of March 31, 2023, the Underlying Index was comprised of securities of companies in the following countries: Australia, Belgium, Brazil, Canada, China, France, Germany, Italy, Japan, Luxembourg, Mexico, New Zealand, Norway, Singapore, South Korea, Spain, Switzerland, the United Kingdom and the U.S. As of March 31, 2023, a significant portion of the Underlying Index is represented by securities of companies in the energy, industrials, infrastructure and utilities industries or sectors. The components of the Underlying Index are likely to change over time.</p>
<b>iShares® Global Materials ETF</b>	<p>The iShares Global Materials ETF (the “Fund”) seeks to track the investment results of an index composed of global equities in the materials sector.</p> <p>The Fund seeks to track the investment results of the S&amp;P Global 1200 Materials Index™ (the “Underlying Index”), which measures the performance of companies that S&amp;P Dow Jones Indices LLC (“SPDJI”), a subsidiary of S&amp;P Global, Inc., deems to be part of the materials sector of the economy and that SPDJI believes are important to global markets. The Underlying Index is a subset of the S&amp;P Global 1200, which is</p>

Fund Name	Investment Objective and Principal Investment Strategies
<b>iShares® Global Materials ETF (continued)</b>	<p>designed to measure the performance of large-capitalization stocks from major global markets, as determined by SPDJI. As of March 31, 2023, a significant portion of the Underlying Index is represented by securities of companies in the materials industry or sector. The components of the Underlying Index are likely to change over time. As of March 31, 2023, the Underlying Index was composed of securities of companies in the following countries: Australia, Belgium, Brazil, Canada, Chile, Denmark, Finland, France, Germany, Ireland, Japan, Luxembourg, Mexico, the Netherlands, Norway, Peru, South Korea, Sweden, Switzerland, Taiwan, the United Kingdom and the U.S.</p>
<b>iShares® Global Tech ETF</b>	<p>The iShares Global Tech ETF (the “Fund”) seeks to track the investment results of an index composed of global equities in the technology sector.</p> <p>The Fund seeks to track the investment results of the S&amp;P Global 1200 Information Technology 4.5/22.5/45 Capped Index™ (the “Underlying Index”), which is designed to measure the performance of global equities in the information technology sector.</p> <p>The Underlying Index is a subset of the S&amp;P Global 1200, which is designed to measure the performance of large-capitalization stocks from major global markets, as determined by S&amp;P Dow Jones Indices LLC (“SPDJI”). The Underlying Index uses a capping methodology to limit the weight of the securities of any single issuer (as determined by SPDJI) to a maximum of 25% of the Underlying Index. Additionally, the capping methodology limits the sum of the weights of the securities of all issuers that individually constitute more than 5% of the weight of the Underlying Index to a maximum of 50% of the weight of the Underlying Index in the aggregate. In order to implement this capping methodology, the Underlying Index constrains at quarterly rebalance: (i) the weight of any single issuer to a maximum of 22.5%, and (ii) the aggregate weight of all issuers that individually exceed 4.5% of the index weight to a maximum of 45%. In implementing this capping methodology, SPDJI may consider two or more companies as belonging to the same issuer where there is reasonable evidence of common control.</p> <p>As of March 31, 2023, a significant portion of the Underlying Index is represented by securities of companies in the information technology and technology industries or sectors. The components of the Underlying Index are likely to change over time. As of March 31, 2023, the Underlying Index was composed of securities of companies in the following countries: Canada, China, Finland, France, Germany, Italy, Japan, the Netherlands, New Zealand, South Korea, Sweden, Switzerland, Taiwan, the United Kingdom and the U.S.</p>
<b>iShares® Global Utilities ETF</b>	<p>The iShares Global Utilities ETF (the “Fund”) seeks to track the investment results of an index composed of global equities in the utilities sector.</p> <p>The Fund seeks to track the investment results of the S&amp;P Global 1200 Utilities (Sector) Capped Index™ (the “Underlying Index”), which measures the performance of companies that S&amp;P Dow Jones Indices LLC (“SPDJI”), a subsidiary of S&amp;P Global, Inc., deems to be part of the utilities sector of the economy. The Underlying Index is a subset of the S&amp;P Global 1200, which is designed to measure the performance of large-capitalization stocks from major global markets, as determined by SPDJI. The Underlying Index uses a capping methodology to limit the weight of the securities of any single issuer (as determined by SPDJI) to a maximum of 10% of the Underlying Index. Additionally, the capping methodology limits the sum of the weights of the securities of all issuers that individually constitute more than 5% of the weight of the Underlying Index to a maximum of 25% of the weight of the Underlying Index in the aggregate. In order to implement this capping methodology, the Underlying Index constrains at quarterly rebalance: (i) the weight of any single issuer to a maximum of 10%, and (ii) the aggregate weight of all issuers that individually exceed 4.5% of the index weight to a maximum of 22.5%. Between scheduled quarterly index reviews, the Underlying Index is rebalanced at the end of any day on which all issuers that individually constitute more than 5% of the weight of the Underlying Index constitute more than 25% of the weight of the Underlying Index in the aggregate. In implementing this capping methodology, SPDJI considers two or more companies as belonging to the same issuer where more than 20% of all voting shares in a subsidiary are controlled by the same issuer control group. As of March 31, 2023, a significant portion of the Underlying Index is represented by securities of companies in the utilities industry or sector. The components of the Underlying Index are likely to change over time. As of March 31, 2023, the Underlying Index was comprised of securities of companies in the following countries or regions: Australia, Austria, Brazil, Canada, Chile, Colombia, Denmark, Finland, France, Germany, Italy, Japan, Portugal, Spain, the United Kingdom and the U.S.</p>

Fund Name	Investment Objective and Principal Investment Strategies
<b>iShares® GSCI Commodity Dynamic Roll Strategy ETF</b>	<p>The iShares GSCI Commodity Dynamic Roll Strategy ETF (the “Fund”) seeks to track the investment results of an index composed of a broad range of commodity exposures with enhanced roll selection, on a total return basis.</p> <p>The Fund seeks to track the investment results of the S&amp;P GSCI Dynamic Roll (USD) Total Return Index (the “Underlying Index”), which measures the performance of futures contracts such as aluminum, Brent crude oil, cocoa, coffee, copper, corn, cotton, gas oil, feeder cattle, gold, heating oil, lean hogs, lead, live cattle, natural gas, nickel, silver, soybeans, sugar, unleaded gasoline, wheat, West Texas Intermediate crude oil and zinc. The Underlying Index is rebalanced on an annual basis.</p> <p>In seeking to achieve its investment objective, the Fund will invest in a combination of exchange-traded commodity futures contracts, exchange-traded options on commodity-related futures contracts and exchange-cleared commodity related swaps (together, “Commodity-Linked Investments”), thereby obtaining exposure to the commodities markets. Commodity-Linked Investments may also include exchange-cleared swaps on commodities and exchange-traded options on futures that provide exposure to the investment returns of the commodities markets, without investing directly in physical commodities. Investing in Commodity-Linked Investments may have a leveraging effect on the Fund. The Fund also seeks to generate interest income and capital appreciation on the cash balances arising from its investment in Commodity-Linked Investments through a cash management strategy consisting primarily of investments in short-term, investment-grade fixed-income securities that include U.S. government and agency securities, treasury inflation-protected securities, sovereign debt obligations of non-U.S. countries, and repurchase agreements, money market instruments and cash and other cash equivalents (collectively, “Fixed-Income Investments”). The Fund uses Fixed-Income Investments as investments and to provide sufficient assets to account for (or “cover”) mark-to-market changes and to collateralize the Subsidiary’s (as defined below) Commodity-Linked Investments exposure on a day-to-day basis. As of October 31, 2022, the Underlying Index was comprised of 24 components.</p> <p>The Fund will seek to gain exposure to Commodity-Linked Investments by investing through a wholly-owned subsidiary organized in the Cayman Islands (the “Subsidiary”). The Subsidiary is advised by BFA and has the same investment objective as the Fund. Unlike the Fund, the Subsidiary is not an investment company registered under the Investment Company Act of 1940, as amended. The Subsidiary will invest solely in Commodity-Linked Investments and cash.</p> <p>In compliance with Subchapter M of the Internal Revenue Code of 1986, as amended, the Fund may invest up to 25% of its total assets in the Subsidiary. The Fund’s Commodity-Linked Investments held in the Subsidiary are intended to provide the Fund with exposure to commodity markets within the limits of current U.S. federal income tax laws applicable to investment companies such as the Fund, which limit the ability of investment companies to invest directly in Commodity-Linked Investments.</p> <p>The remainder of the Fund’s assets will be invested directly by the Fund, primarily in Fixed-Income Investments. The Fund or the Subsidiary may from time to time invest in other exchange-traded funds, exchange-traded notes or commodity-linked notes.</p>
<b>iShares® International Developed Real Estate ETF</b>	<p>The iShares International Developed Real Estate ETF (the “Fund”) seeks to track the investment results of an index composed of real estate equities in developed non-U.S. markets.</p> <p>The Fund seeks to track the investment results of the FTSE EPRA Nareit Developed ex US Index (the “Underlying Index”), which measures the performance of companies engaged in the ownership, trading and development of income-producing real estate in the developed real estate markets (except for the U.S.) as defined by FTSE EPRA Nareit. As of April 30, 2023, the Underlying Index was composed of securities of companies in the following countries or regions: Australia, Austria, Belgium, Canada, Finland, France, Germany, Hong Kong, Ireland, Israel, Italy, Japan, Luxembourg, the Netherlands, New Zealand, Norway, Singapore, South Korea, Spain, Sweden, Switzerland and the United Kingdom. As of April 30, 2023, a significant portion of the Underlying Index includes companies offering various real estate services, real estate operating companies and real estate investment trusts. The components of the Underlying Index are likely to change over time.</p>
<b>iShares® International Equity Factor ETF</b>	<p>The iShares International Equity Factor ETF (the “Fund”) seeks to track the investment results of an index composed of global developed market large- and mid-capitalization</p>



Fund Name	Investment Objective and Principal Investment Strategies
<b>iShares® International Equity Factor ETF (continued)</b>	<p>stocks, excluding the U.S., that have favorable exposure to target style factors subject to constraints.</p> <p>The Fund seeks to track the investment results of the STOXX International Equity Factor Index (the “Underlying Index”), which is a rules-based equity index provided by STOXX Ltd. (the “Index Provider”). The Underlying Index is composed of large-, mid-, and small-capitalization equity securities from the STOXX Global 1800 ex USA index (the “Parent Index”) that are selected and weighted using an optimization process designed to maximize exposure to five target factors: momentum, quality, value, low volatility and size. The Underlying Index also seeks to mitigate exposure to unintended systematic exposures, limit turnover and maintain a level of risk similar to that of the Parent Index. The Parent Index measures the performance of the largest companies of the developed equity market excluding the U.S., as defined by the Index Provider.</p> <p>As of July 31, 2023, the Underlying Index consisted of approximately 464 constituents from companies from the following countries or regions: Australia, Austria, Belgium, Canada, Denmark, Finland, France, Germany, Hong Kong, Ireland, Italy, Japan, Luxembourg, the Netherlands, New Zealand, Norway, Poland, Portugal, Singapore, Spain, Sweden, Switzerland and the United Kingdom. As of July 31, 2023, a significant portion of the Underlying Index is represented by securities of companies in the consumer discretionary, financials and industrials industries or sectors. The components of the Underlying Index are likely to change over time.</p>
<b>iShares® MSCI ACWI ETF</b>	<p>The iShares MSCI ACWI ETF (the “Fund”) seeks to track the investment results of an index composed of large- and mid-capitalization developed and emerging market equities.</p> <p>The Fund seeks to track the investment results of the MSCI ACWI (the “Underlying Index”), which is a free float-adjusted market capitalization index designed to measure the combined equity market performance of developed and emerging markets countries. The Underlying Index includes large- and mid-capitalization companies and may change over time. As of July 31, 2023, a significant portion of the Underlying Index is represented by securities of companies in the financials and technology industries or sectors. The components of the Underlying Index are likely to change over time. As of July 31, 2023, the Underlying Index consisted of securities from the following countries or regions: Australia, Austria, Belgium, Brazil, Canada, Chile, China, Colombia, Czech Republic, Denmark, Egypt, Finland, France, Germany, Greece, Hong Kong, Hungary, India, Indonesia, Ireland, Israel, Italy, Japan, Kuwait, Malaysia, Mexico, the Netherlands, New Zealand, Norway, Peru, the Philippines, Poland, Portugal, Qatar, Saudi Arabia, Singapore, South Africa, South Korea, Spain, Sweden, Switzerland, Taiwan, Thailand, Turkey, the United Arab Emirates, the United Kingdom and the U.S.</p>
<b>iShares® MSCI EAFE Growth ETF</b>	<p>The iShares MSCI EAFE Growth ETF (the “Fund”) seeks to track the investment results of an index composed of developed market equities, excluding the U.S. and Canada, that exhibit growth characteristics.</p> <p>The Fund seeks to track the investment results of the MSCI EAFE Growth Index (the “Underlying Index”), which is a subset of the MSCI EAFE Index. The MSCI EAFE Index has been developed by MSCI Inc. (the “Index Provider” or “MSCI”) to measure the equity market performance of developed markets outside of the U.S. and Canada.</p> <p>Constituents of the Underlying Index include securities of companies located in Europe, Australasia and the Far East. The Underlying Index generally represents approximately 50% of the free float-adjusted market capitalization of the MSCI EAFE Index and consists of those securities classified by MSCI as most representing the growth style. MSCI uses five variables to identify growth style securities: long-term forward earnings per share (“EPS”) growth rate, short-term forward EPS growth rate, current internal growth rate, long-term historical EPS growth trend and long-term historical sales per share growth trend. MSCI uses a specialized framework to attribute both value and growth style characteristics to each security within the MSCI EAFE Index. Each security is evaluated based on certain value factors and growth factors, which are then used to calculate a value score and a growth score. Based upon these two scores, MSCI determines the extent to which each security is assigned to the value or growth style. It is possible for a single security to have representation in both the value and growth style indexes; however, no more than 100% of a security’s float-adjusted market capitalization will be included within the combined style framework. The Underlying Index includes large- and mid-capitalization companies and may change over time.</p>

Fund Name	Investment Objective and Principal Investment Strategies
<b>iShares® MSCI EAFE Growth ETF (continued)</b>	<p>As of July 31, 2023, the Underlying Index consisted of securities from the following countries or regions: Australia, Austria, Belgium, Denmark, Finland, France, Germany, Hong Kong, Ireland, Israel, Italy, Japan, the Netherlands, New Zealand, Norway, Portugal, Singapore, Spain, Sweden, Switzerland and the United Kingdom. As of July 31, 2023, a significant portion of the Underlying Index is represented by securities of companies in the consumer discretionary, healthcare and industrials industries or sectors. The components of the Underlying Index are likely to change over time.</p>
<b>iShares® MSCI EAFE Min Vol Factor ETF</b>	<p>The iShares MSCI EAFE Min Vol Factor ETF (the “Fund”) seeks to track the investment results of an index composed of developed market equities that, in the aggregate, have lower volatility characteristics relative to the broader developed equity markets, excluding the U.S. and Canada.</p> <p>The Fund seeks to track the investment results of the MSCI EAFE Minimum Volatility (USD) Index (the “Underlying Index”), which has been developed by MSCI Inc. to measure the performance of international equity securities (excluding the U.S. and Canada) that in the aggregate have lower volatility relative to the MSCI EAFE Index, which is a capitalization-weighted index.</p> <p>The Underlying Index includes stocks from Europe, Australasia, the Middle East and the Far East and, as of July 31, 2023, consisted of securities from the following 20 developed market countries or regions: Australia, Belgium, Denmark, Finland, France, Germany, Hong Kong, Ireland, Israel, Italy, Japan, the Netherlands, New Zealand, Norway, Portugal, Singapore, Spain, Sweden, Switzerland and the United Kingdom. The Underlying Index includes large- and mid-capitalization companies and may change over time. As of July 31, 2023, a significant portion of the Underlying Index is represented by securities of companies in the financials, industrials and healthcare industries or sectors. The components of the Underlying Index are likely to change over time.</p>
<b>iShares® MSCI EAFE Value ETF</b>	<p>The iShares MSCI EAFE Value ETF (the “Fund”) seeks to track the investment results of an index composed of developed market equities, excluding the U.S. and Canada, that exhibit value characteristics.</p> <p>The Fund seeks to track the investment results of the MSCI EAFE Value Index (the “Underlying Index”), which is a subset of the MSCI EAFE Index. The MSCI EAFE Index has been developed by MSCI Inc. (“MSCI”) to measure the equity market performance of developed markets outside of the U.S. and Canada.</p> <p>Constituents of the Underlying Index include securities from Europe, Australasia and the Far East. The Underlying Index targets approximately 50% coverage of the free float-adjusted market capitalization of the MSCI EAFE Index and consists of those securities classified by MSCI as most representing the value style of investing. Securities classified in this style generally tend to have higher value characteristics (i.e., higher book value to price, 12-month forward earnings to price and dividend yield). MSCI uses a specialized framework to attribute both value and growth style characteristics to each security within the MSCI EAFE Index. Each security is evaluated based on certain value factors and growth factors, which are then used to calculate a value score and growth score. Based upon these two scores, MSCI determines the extent to which each security is assigned to the value or growth style. It is possible for a single security to have representation in both the value and growth style indexes; however, no more than 100% of a security’s float-adjusted market capitalization will be included within the combined style framework. The Underlying Index includes large- and mid-capitalization companies and may change over time.</p> <p>As of July 31, 2023, the Underlying Index consisted of securities from the following countries or regions: Australia, Austria, Belgium, Denmark, Finland, France, Germany, Hong Kong, Ireland, Israel, Italy, Japan, the Netherlands, New Zealand, Norway, Portugal, Singapore, Spain, Sweden, Switzerland and the United Kingdom. As of July 31, 2023, a significant portion of the Underlying Index is represented by securities of companies in the financials industry or sector. The components of the Underlying Index are likely to change over time.</p>
<b>iShares® MSCI Emerging Markets ex China ETF</b>	<p>The iShares MSCI Emerging Markets ex China ETF (the “Fund”) seeks to track the investment results of an index composed of large- and mid-capitalization emerging market equities, excluding China.</p> <p>The Fund seeks to track the investment results of the MSCI Emerging Markets ex China Index (the “Underlying Index”), which is designed to measure equity market performance in global emerging markets (with the exception of China). The Underlying Index is a free</p>

Fund Name	Investment Objective and Principal Investment Strategies
<b>iShares® MSCI Emerging Markets ex China ETF (continued)</b>	float-adjusted market capitalization-weighted index that captures large- and mid-capitalization stocks across 23 of the 24 emerging markets countries (as defined by MSCI Inc.), excluding China. The Underlying Index covers approximately 85% of the free float-adjusted market capitalization of each of the following countries: Brazil, Chile, Colombia, Czech Republic, Egypt, Greece, Hungary, India, Indonesia, Kuwait, Malaysia, Mexico, Peru, the Philippines, Poland, Qatar, Saudi Arabia, South Africa, South Korea, Taiwan, Thailand, Turkey and the United Arab Emirates. As of August 31, 2023, a significant portion of the Underlying Index is represented by securities of companies in the financials and technology industries or sectors. The components of the Underlying Index are likely to change over time.
<b>iShares® MSCI Emerging Markets Min Vol Factor ETF</b>	<p>The iShares MSCI Emerging Markets Min Vol Factor ETF (the “Fund”) seeks to track the investment results of an index composed of emerging market equities that, in the aggregate, have lower volatility characteristics relative to the broader emerging equity markets.</p> <p>The Fund seeks to track the investment results of the MSCI Emerging Markets Minimum Volatility (USD) Index (the “Underlying Index”), which has been developed by MSCI Inc. to measure the performance of equity securities in global emerging markets that, in the aggregate, have lower volatility relative to the broader large- and mid-capitalization global emerging market equities. The Underlying Index is designed by selecting securities from the MSCI Emerging Markets Index, which is a capitalization-weighted index, and then follows a rules-based methodology to optimize the Underlying Index and determine weights for securities in the index having the lowest total risk.</p> <p>As of August 31, 2023, the Underlying Index consisted of securities of companies in the following 21 countries: Brazil, Chile, China, Czech Republic, Egypt, Greece, Hungary, India, Indonesia, Kuwait, Malaysia, Mexico, Peru, the Philippines, Qatar, Saudi Arabia, South Korea, Taiwan, Thailand, Turkey and the United Arab Emirates. As of August 31, 2023, a significant portion of the Underlying Index is represented by securities of companies in the financials and technology industries or sectors. The components of the Underlying Index are likely to change over time.</p>
<b>iShares® MSCI Global Gold Miners ETF</b>	<p>The iShares MSCI Global Gold Miners ETF (the “Fund”) seeks to track the investment results of an index composed of global equities of companies primarily engaged in the business of gold mining.</p> <p>The Fund seeks to track the investment results of the MSCI ACWI Select Gold Miners Investable Market Index (the “Underlying Index”), which has been developed by MSCI Inc. (“MSCI”) to target a minimum of 30 companies in developed and emerging markets that are involved in the business of gold mining. MSCI begins with the MSCI ACWI Investable Market Index, and then selects securities of companies that are primarily focused on the extraction and production of gold, and state as a general policy that they do not hedge their exposure to gold prices as long as no indication of hedging activities is found in their annual reports or such hedging activities are identified but represent less than 10% of the business. If the number of constituents from the selection universe is less than 30, MSCI will include additional securities from the selection universe according to a criteria based on a company’s hedging activities. If after that application there remains less than 30 constituents, MSCI will select securities outside of the selection universe from the MSCI ACWI Investable Market Index in the following order: (i) companies in the gold sector that do not generate revenues from gold but are involved in gold exploration, (ii) companies in the precious metals and minerals sectors that do not generate revenues from gold but are involved in gold exploration and (iii) certain gold companies of the MSCI World Micro Cap Index. The price of the equity securities of these companies and the price of gold may not always be closely correlated. The Underlying Index is a free float-adjusted market capitalization-weighted index with a capping methodology that limits all issuer weights so that no single issuer of a component exceeds 25% of the Underlying Index weight, and all issuers with a weight above 5% do not cumulatively exceed 50% of the Underlying Index weight. The Underlying Index includes large-, mid- and small-capitalization companies and may change over time. As of August 31, 2023, a significant portion of the Underlying Index is represented by securities of companies in the materials industry or sector. The components of the Underlying Index are likely to change over time. As of August 31, 2023, the Underlying Index consisted of securities of companies in the following nine countries or regions: Australia, Canada, China, Indonesia, Peru, South Africa, Turkey, the United Kingdom and the U.S. The Fund, under normal market conditions, will invest at least 40% of its assets in issuers organized or located outside the U.S. or doing business outside the U.S.</p>

Fund Name	Investment Objective and Principal Investment Strategies
<b>iShares® MSCI Global Min Vol Factor ETF</b>	<p>The iShares MSCI Global Min Vol Factor ETF (the “Fund”) seeks to track the investment results of an index composed of developed and emerging market equities that, in the aggregate, have lower volatility characteristics relative to the broader developed and emerging equity markets.</p> <p>The Fund seeks to track the investment results of the MSCI ACWI Minimum Volatility (USD) Index (the “Underlying Index”), which has been developed by MSCI Inc. to measure the combined performance of equity securities in both developed and emerging markets that, in the aggregate, have lower volatility relative to the broader large- and mid-capitalization developed and emerging markets. The Underlying Index is designed by selecting securities from the MSCI All Country World Index, which is a capitalization-weighted index, and then follows a rules-based methodology to optimize the Underlying Index and determine weights for securities in the index having the lowest total risk.</p> <p>As of August 31, 2023, the Underlying Index consisted of securities of companies in 26 countries or regions. As of August 31, 2023, a significant portion of the Underlying Index is represented by securities of companies in the health care and technology industries or sectors. The components of the Underlying Index are likely to change over time.</p>
<b>iShares® MSCI Japan ETF</b>	<p>The iShares MSCI Japan ETF (the “Fund”) seeks to track the investment results of an index composed of Japanese equities.</p> <p>The Fund seeks to track the investment results of the MSCI Japan Index (the “Underlying Index”), which is designed to measure the performance of the large- and mid-capitalization segments of the Japanese equity market. As of August 31, 2023, a significant portion of the Underlying Index is represented by securities of companies in the consumer discretionary and industrials industries or sectors. The components of the Underlying Index are likely to change over time.</p>
<b>iShares® MSCI KLD 400 Social ETF</b>	<p>The iShares MSCI KLD 400 Social ETF (the “Fund”) seeks to track the investment results of an index composed of U.S. companies that have positive environmental, social and governance characteristics as identified by the index provider.</p> <p>The Fund seeks to track the investment results of the MSCI KLD 400 Social Index (the “Underlying Index”), which is a free float-adjusted market capitalization index designed to provide exposure to U.S. companies that have positive environmental, social and governance (“ESG”) characteristics. As of April 30, 2023, the Underlying Index consisted of 401 securities identified by MSCI Inc. (the “Index Provider” or “MSCI”) from the universe of companies included in the MSCI USA IMI Index, which targets 99% of the market coverage of stocks that are listed for trading on the New York Stock Exchange and the Nasdaq Stock Market. MSCI analyzes each eligible company’s ESG performance using proprietary ratings covering ESG criteria. When selecting companies for the Underlying Index, MSCI also considers market capitalization and liquidity. Companies that MSCI determines have significant involvement in the following businesses are not eligible for the Underlying Index: fossil fuel extraction, fossil fuel reserve ownership, unconventional oil and gas extraction, thermal coal-based power generation, alcohol, tobacco, gambling, civilian firearms, nuclear power, controversial weapons, nuclear weapons, conventional weapons, adult entertainment and genetically modified organisms. The Underlying Index includes large-, mid- and small-capitalization companies and may change over time. As of April 30, 2023, a significant portion of the Underlying Index is represented by securities of companies in the technology industry or sector. The components of the Underlying Index are likely to change over time.</p>
<b>iShares® MSCI USA ESG Select ETF</b>	<p>The iShares MSCI USA ESG Select ETF (the “Fund”) seeks to track the investment results of an index composed of U.S. companies that have positive environmental, social and governance characteristics as identified by the index provider.</p> <p>The Fund seeks to track the investment results of the MSCI USA Extended ESG Select Index (the “Underlying Index”), which is an optimized index designed to maximize exposure to positive environmental, social and governance (“ESG”) characteristics, while exhibiting risk and return characteristics similar to the MSCI USA Index. As of April 30, 2023, the Underlying Index consisted of 172 securities included in the MSCI USA Index. MSCI Inc. (the “Index Provider” or “MSCI”) analyzes each eligible company’s ESG performance using proprietary ratings covering ESG and ethics criteria. The index methodology is designed so that companies with relatively high overall ratings have a higher representation in the Underlying Index than in the MSCI USA Index and companies with relatively low overall ratings have a lower representation in the Underlying Index than in the MSCI USA Index. Exceptions may result from the Underlying Index’s objective of having risk and return characteristics similar to the MSCI USA Index. The Index</p>

Fund Name	Investment Objective and Principal Investment Strategies
<b>iShares® MSCI USA ESG Select ETF</b> <b>(continued)</b>	<p>Provider excludes securities of companies involved in the business of tobacco, alcohol, gambling, nuclear power and weapons, fossil fuel extraction, thermal coal power and unconventional oil and gas businesses (e.g., thermal coal extraction and generation or oil sands extraction), companies involved with conventional and controversial weapons, producers and major retailers of civilian firearms, as well as companies involved in very severe business controversies. The Index Provider defines a controversy as an instance or ongoing situation in which company operations and/or products allegedly have a negative environmental, social and/or governance impact. Each controversy case is assessed for the severity of its impact on society. The Index Provider generally classifies companies as “involved” in a particular business based on revenue or percentage of revenue thresholds (e.g., 10%) for certain products and activities in an excluded industry. The securities of certain companies will be excluded regardless of revenue measures (e.g., all companies involved in the manufacturing of controversial weapons are excluded). The Underlying Index includes large- and mid-capitalization companies and may change over time.</p> <p>As of April 30, 2023, a significant portion of the Underlying Index is represented by securities of companies in the technology industry or sector. The components of the Underlying Index are likely to change over time.</p>
<b>iShares® MSCI USA Min Vol Factor ETF</b>	<p>The iShares MSCI USA Min Vol Factor ETF (the “Fund”) seeks to track the investment results of an index composed of U.S. equities that, in the aggregate, have lower volatility characteristics relative to the broader U.S. equity market.</p> <p>The Fund seeks to track the investment results of the MSCI USA Minimum Volatility (USD) Index (the “Underlying Index”), which has been developed by MSCI Inc. to measure the performance of large- and mid-capitalization equity securities listed on stock exchanges in the U.S. that, in the aggregate, have lower volatility relative to the large- and mid-cap U.S. equity market.</p> <p>The Underlying Index includes large- and mid-capitalization companies and may change over time. As of July 31, 2023, a significant portion of the Underlying Index is represented by securities of companies in the healthcare and technology industries or sectors. The components of the Underlying Index are likely to change over time.</p>
<b>iShares® MSCI USA Momentum Factor ETF</b>	<p>The iShares MSCI USA Momentum Factor ETF (the “Fund”) seeks to track the investment results of an index composed of U.S. large- and mid-capitalization stocks exhibiting relatively higher price momentum.</p> <p>The Fund seeks to track the investment results of the MSCI USA Momentum SR Variant Index (the “Underlying Index”), which consists of stocks exhibiting relatively higher momentum characteristics than the traditional market capitalization-weighted parent index, the MSCI USA Index (the “Parent Index”), as determined by MSCI Inc. (the “Index Provider” or “MSCI”). The Parent Index includes U.S. large- and mid-capitalization stocks, as defined by MSCI. The Underlying Index is designed to measure the performance of an equity momentum strategy by emphasizing stocks with high price momentum, while maintaining reasonably high trading liquidity, investment capacity and moderate index turnover, each as determined by the Index Provider.</p> <p>A risk-adjusted price momentum metric, defined by MSCI as the excess return over the risk-free rate divided by the annualized standard deviation of weekly returns over the past three years, is calculated for each security in the Parent Index over 6- and 12-month time periods. The 6- and 12-month risk-adjusted price momentum calculations are then standardized at +/- 3 standard deviations and translated into an average momentum score. The weight of each Underlying Index constituent is determined by multiplying the security’s momentum score by its market capitalization weight in the Parent Index. Additionally, each individual issuer is capped at 5% at reconstitution. MSCI uses an algorithm to determine the number of components in the Underlying Index based on the number of constituents in the Parent Index.</p> <p>The Underlying Index is reconstituted semi-annually. After the constituent changes are determined at each reconstitution, the Index Provider distributes those changes over three days (generally, the reconstitution effective date and the two prior business days) to reconstitute the Underlying Index. As of July 31, 2023, there were 125 securities in the Underlying Index.</p> <p>As of July 31, 2023, a significant portion of the Underlying Index is represented by securities of companies in the healthcare and technology industries or sectors. The components of the Underlying Index are likely to change over time.</p>

Fund Name	Investment Objective and Principal Investment Strategies
<b>iShares® U.S. Equity Factor ETF</b>	<p>The iShares U.S. Equity Factor ETF (the “Fund”) seeks to track the investment results of an index composed of U.S. large- and mid-capitalization stocks that have favorable exposure to target style factors subject to constraints.</p> <p>The Fund seeks to track the investment results of the STOXX U.S. Equity Factor Index (the “Underlying Index”), which is a rules-based equity index provided by STOXX Ltd. (the “Index Provider”). The Underlying Index is composed of large- and mid-capitalization equity securities from the STOXX USA 900 index (the “Parent Index”) that are selected and weighted using an optimization process designed to maximize exposure to five target factors: momentum, quality, value, low volatility and size. The Underlying Index also seeks to mitigate exposure to unintended systematic exposures, limit turnover and maintain a level of risk similar to that of the Parent Index. The Parent Index measures the performance of the largest 900 companies of the U.S. equity market, as defined by the Index Provider.</p> <p>As of July 31, 2023, the Underlying Index consisted of approximately 305 constituents, and a significant portion of the Underlying Index is represented by securities of companies in the technology industry or sector. The components of the Underlying Index are likely to change over time.</p>
<b>iShares® MSCI USA Quality Factor ETF</b>	<p>The iShares MSCI USA Quality Factor ETF (the “Fund”) seeks to track the investment results of an index composed of U.S. large- and mid-capitalization stocks with quality characteristics as identified through certain fundamental metrics.</p> <p>The Fund seeks to track the investment results of the MSCI USA Sector Neutral Quality Index (the “Underlying Index”), which is based on a traditional market capitalization-weighted parent index, the MSCI USA Index (the “Parent Index”). The Parent Index includes U.S. large- and mid-capitalization stocks, as defined by MSCI Inc. (the “Index Provider”). The Underlying Index seeks to measure the performance of securities in the Parent Index that exhibit higher quality characteristics relative to their peers within the corresponding Global Industry Classification Standard (GICS®) sector. To construct the Underlying Index, the Index Provider determines the quality score of each security in the Parent Index based on three fundamental variables: high return on equity, low earnings variability and low leverage. The Underlying Index is weighted based on a component’s quality score multiplied by its weight in the Parent Index. Weights in the Underlying Index are next normalized so that sectors in the Underlying Index represent the same weight as in the Parent Index. Additionally, each individual issuer is capped at 5%. The Underlying Index is rebalanced on a semi-annual basis. As of July 31, 2023, there were 125 securities in the Underlying Index. As of July 31, 2023, a significant portion of the Underlying Index is represented by securities of companies in the technology industry or sector. The components of the Underlying Index are likely to change over time.</p>
<b>iShares® MSCI USA Size Factor ETF</b>	<p>The iShares MSCI USA Size Factor ETF (the “Fund”) seeks to track the investment results of an index composed of U.S. large- and mid-capitalization stocks with relatively smaller average market capitalization.</p> <p>The Fund seeks to track the investment results of the MSCI USA Low Size Index (the “Underlying Index”), which is based on a traditional market capitalization-weighted parent index, the MSCI USA Index (the “Parent Index”). The Parent Index includes U.S. large- and mid-capitalization stocks, as defined by MSCI Inc. (the “Index Provider”). The Underlying Index is constructed by applying a mathematical formula at each rebalancing that reweights the components of its market capitalization-weighted Parent Index, such that the representation of smaller capitalization companies is increased relative to larger capitalization companies. In addition, at each rebalancing, the Index Provider calculates a “constraint factor” for each component. The constraint factor is the ratio of the component’s weight in the Underlying Index to that component’s weight in the Parent Index. The constraint factor is held constant between each rebalancing, except in the case of corporate events (as defined by the Index Provider). Changes in the relative weight of an individual component in the Parent Index due to market appreciation/ depreciation result in that component increasing/ decreasing in weight in the Underlying Index to hold the constraint factor for that component constant between each rebalancing. The Underlying Index is rebalanced semi-annually in May and November. As of July 31, 2023, there are 627 component securities in the Underlying Index. As of July 31, 2023, a significant portion of the Underlying Index is represented by securities of companies in the industrials and technology industries or sectors. The components of the Underlying Index are likely to change over time.</p>

Fund Name	Investment Objective and Principal Investment Strategies
<b>iShares® MSCI USA Value Factor ETF</b>	<p>The iShares MSCI USA Value Factor ETF (the “Fund”) seeks to track the investment results of an index composed of U.S. large- and mid-capitalization stocks with value characteristics and relatively lower valuations.</p> <p>The Fund seeks to track the investment results of the MSCI USA Enhanced Value Index (the “Underlying Index”), which is based on a traditional market capitalization-weighted parent index, the MSCI USA Index (the “Parent Index”). The Parent Index includes U.S. large- and mid-capitalization stocks, as defined by MSCI Inc. (the “Index Provider” or “MSCI”). The Underlying Index is designed to measure the performance of securities in the Parent Index that exhibit higher value characteristics relative to their peers within the corresponding Global Industry Classification Standard (GICS®) sector. To construct the Underlying Index, the Index Provider calculates a “value score” for each security in the Parent Index using three variables: price-to-book value, price-to-forward earnings and enterprise value-to-cash flow from operations. MSCI assigns weights by multiplying a component’s value score by its market capitalization. Weights in the Underlying Index are next normalized so that sectors in the Underlying Index represent the same weight as in the Parent Index. MSCI uses an algorithm to determine the number of components in the Underlying Index based on the number of constituents in the Parent Index. The number of components is evaluated semi-annually. As of July 31, 2023, there were 150 securities in the Underlying Index. As of July 31, 2023, a significant portion of the Underlying Index is represented by securities of companies in the technology industry or sector. The components of the Underlying Index are likely to change over time.</p>
<b>iShares® Biotechnology ETF</b>	<p>The iShares Biotechnology ETF (the “Fund”) seeks to track the investment results of an index composed of U.S.-listed equities in the biotechnology sector.</p> <p>The Fund seeks to track the investment results of the NYSE Biotechnology Index (the “Underlying Index”), which measures the performance of U.S.-listed securities of companies that are classified according to the ICE Uniform Sector Classification schema within the Biotechnology Sub-Industry Group (as determined by ICE Data Indices, LLC or its affiliates (collectively “Index Provider”)) and that also meet other eligibility criteria determined by the Index Provider, including minimum market capitalization and liquidity requirements. Companies classified within the Biotechnology Sub-Industry Group include those companies that are engaged in the research and development of therapeutic treatments but that are not focused on the commercialization and mass production of pharmaceutical drugs. The Biotechnology Sub-Industry Group also includes those companies that are engaged in the production of tools or systems that enable biotechnology processes. The Underlying Index includes large-, mid- and small-capitalization companies and may change over time. As of March 31, 2023, a significant portion of the Underlying Index is represented by securities of companies in the biotechnology and healthcare industries or sectors. The components of the Underlying Index are likely to change over time.</p>
<b>iShares® Preferred and Income Securities ETF</b>	<p>The iShares Preferred and Income Securities ETF (the “Fund”) seeks to track the investment results of an index composed of U.S. dollar-denominated preferred and hybrid securities.</p> <p>The Fund seeks to track the investment results of the ICE Exchange-Listed Preferred &amp; Hybrid Securities Index (the “Underlying Index”), which measures the performance of a select group of exchange-listed, U.S. dollar-denominated preferred securities, hybrid securities and convertible preferred securities listed on the New York Stock Exchange or the Nasdaq Capital Market. The Underlying Index includes issuances of preferred stocks with amounts outstanding over \$100 million, convertible preferred stock with at least \$50 million face amount outstanding, and hybrid securities with at least \$250 million face amount outstanding, that meet minimum maturity and other requirements, as applicable, as determined by ICE Data Indices, LLC.</p> <p>In general, preferred stock is a class of equity security that pays a specified dividend that must be paid before any dividends can be paid to common stockholders and takes precedence over common stock in the event of a company’s liquidation. In general, a “hybrid” security refers to a security which combines both debt and equity characteristics. In general, hybrid securities included in the Underlying Index, like traditional preferred stock, have preference over the common stock within an issuer’s capital structure, and are issued and traded in a similar manner to traditional preferred stock. Like debt securities and preferred stock (but unlike common stock), issuers of hybrid securities included in the Underlying Index may make fixed, periodic payments to</p>

Fund Name	Investment Objective and Principal Investment Strategies
iShares® Preferred and Income Securities ETF (continued)	<p>the holders of such securities. Like preferred stock, issuers of hybrid securities included in the Underlying Index have the ability to defer dividend payments and to extend such securities' maturity dates.</p> <p>Although preferred stocks represent a partial ownership interest in a company, preferred stocks generally do not carry voting rights. Preferred stocks have economic characteristics similar to fixed-income securities. Preferred stocks and hybrid securities generally are issued with a fixed par value and pay dividends based on a percentage of that par value at a fixed or variable rate.</p> <p>Additionally, preferred stocks and hybrid securities often have a liquidation value that generally equals the original purchase price of such security at the date of issuance. The Underlying Index may include many different categories of preferred stock and hybrid securities, such as floating and fixed rate preferreds, fixed-to-floating rate securities, callable preferreds, convertible preferreds, cumulative and non-cumulative preferreds, certain capital securities, trust preferreds or various other preferred stock and hybrid securities. The total allocation to an individual issuer across the entire Underlying Index is limited to 4.75%. The Underlying Index uses a market capitalization weighted methodology subject to certain constraints and is rebalanced monthly.</p> <p>The Underlying Index may include large-, mid- or small-capitalization companies and includes preferred stocks and hybrid securities of non-U.S. issuers. As of March 31, 2023, a significant portion of the Underlying Index is represented by securities of companies in the financials industry or sector. The components of the Underlying Index are likely to change over time.</p>
iShares® S&P Small-Cap 600 Value ETF	<p>The iShares S&amp;P Small-Cap 600 Value ETF (the "Fund") seeks to track the investment results of an index composed of small-capitalization U.S. equities that exhibit value characteristics.</p> <p>The Fund seeks to track the investment results of the S&amp;P SmallCap 600 Value Index™ (the "Underlying Index"), which measures the performance of the small-capitalization value sector of the U.S. equity market. It is a subset of the S&amp;P SmallCap 600® (the "Parent Index") and consists of those stocks in the Parent Index exhibiting the strongest value characteristics, as determined by S&amp;P Dow Jones Indices LLC (the "Index Provider"), a subsidiary of S&amp;P Global, Inc. The value characteristics used by the Index Provider are book value to price ratio, earnings to price ratio and sales to price ratio. The Underlying Index represented approximately 49.5% of the market capitalization of the Parent Index as of March 31, 2023. As of March 31, 2023, stocks must have a market capitalization between \$750 million and \$4.6 billion for initial inclusion in the Parent Index; this range and constituents' market capitalization may fluctuate depending on the overall level of the equity markets. As of March 31, 2023, a significant portion of the Underlying Index is represented by securities of companies in the consumer discretionary, financials and industrials industries or sectors. The components of the Underlying Index are likely to change over time.</p>
iShares® S&P 100 ETF	<p>The iShares S&amp;P 100 ETF (the "Fund") seeks to track the investment results of an index composed of 100 large-capitalization U.S. equities.</p> <p>The Fund seeks to track the investment results of the S&amp;P 100® (the "Underlying Index"), which measures the performance of the large-capitalization sector of the U.S. equity market. It is a subset of the S&amp;P 500® and consists of blue chip stocks from a diverse range of industries in the S&amp;P 500 with exchange listed options. As of March 31, 2023, the Underlying Index represented approximately 56% of the market capitalization of U.S. equities. As of March 31, 2023, stocks must have a market capitalization of at least \$12.7 billion for initial inclusion in the S&amp;P 500; this threshold and constituents' market capitalization may fluctuate depending on the overall level of the equity markets. As of March 31, 2023, a significant portion of the Underlying Index is represented by securities of companies in the information technology industry or sector. The components of the Underlying Index are likely to change over time.</p>
iShares® S&P 500 Growth ETF	<p>The iShares S&amp;P 500 Growth ETF (the "Fund") seeks to track the investment results of an index composed of large-capitalization U.S. equities that exhibit growth characteristics.</p> <p>The Fund seeks to track the investment results of the S&amp;P 500 Growth Index™ (the "Underlying Index"), which measures the performance of the large-capitalization growth sector of the U.S. equity market. It is a subset of the S&amp;P 500® and consists of those stocks in the S&amp;P 500 exhibiting the strongest growth characteristics, as determined by S&amp;P Dow Jones Indices LLC (the "Index Provider"), a subsidiary of S&amp;P Global, Inc. The</p>



Fund Name	Investment Objective and Principal Investment Strategies
<b>iShares® S&amp;P 500 Growth ETF (continued)</b>	<p>growth characteristics used by the Index Provider include three-year change in earnings per share over price per share, three-year sales-per-share growth rate and momentum (12-month percentage share price change). To the extent that earnings, sales and price data is not available for the above-listed time periods, the Index Provider will use shorter time periods in accordance with the Index Provider’s methodology. The Underlying Index represented approximately 53% of the market capitalization of the S&amp;P 500 as of March 31, 2023. As of March 31, 2023, stocks must have a market capitalization of at least \$12.7 billion for initial inclusion in the S&amp;P 500; this threshold and constituents’ market capitalization may fluctuate depending on the overall level of the equity markets. As of March 31, 2023, a significant portion of the Underlying Index is represented by securities of companies in the healthcare and information technology industries or sectors. The components of the Underlying Index are likely to change over time.</p>
<b>iShares® S&amp;P 500 Value ETF</b>	<p>The iShares S&amp;P 500 Value ETF (the “Fund”) seeks to track the investment results of an index composed of large-capitalization U.S. equities that exhibit value characteristics. The Fund seeks to track the investment results of the S&amp;P 500 Value Index™ (the “Underlying Index”), which measures the performance of the large-capitalization value sector of the U.S. equity market. It is a subset of the S&amp;P 500® and consists of those stocks in the S&amp;P 500 exhibiting the strongest value characteristics, as determined by S&amp;P Dow Jones Indices LLC (the “Index Provider”), a subsidiary of S&amp;P Global, Inc. The value characteristics used by the Index Provider are book value to price ratio, earnings to price ratio and sales to price ratio. The Underlying Index represented approximately 46.8% of the market capitalization of the S&amp;P 500 as of March 31, 2023. As of March 31, 2023, stocks must have a market capitalization of at least \$12.2 billion for initial inclusion in the S&amp;P 500; this threshold and constituents’ market capitalization may fluctuate depending on the overall level of the equity markets. As of March 31, 2023, a significant portion of the Underlying Index is represented by securities of companies in the financials and information technology industries or sectors. The components of the Underlying Index are likely to change over time.</p>
<b>iShares® U.S. Energy ETF</b>	<p>The iShares U.S. Energy ETF (the “Fund”) seeks to track the investment results of an index composed of U.S. equities in the energy sector. The Fund seeks to track the investment results of the Russell 1000 Energy RIC 22.5/45 Capped Index (the “Underlying Index”), which measures the performance of the energy sector of the U.S. equity market, as defined by FTSE Russell (“Russell”). The Underlying Index includes large- and mid-capitalization companies. The Underlying Index is a subset of the Russell 1000 Index, which is a float-adjusted capitalization-weighted index of equity securities issued by approximately the 1,000 largest issuers in the Russell 3000 Index. The Russell 3000 Index measures the performance of the broad U.S. equity market, as defined by Russell. The Underlying Index uses a capping methodology to constrain at quarterly rebalance: (i) the weight of any single issuer (as determined by Russell) to a maximum of 22.5%, and (ii) the aggregate weight of all issuers that individually exceed 4.5% of the index weight to a maximum of 45%. The weight of one or more securities in the Underlying Index may exceed these constraints due to fluctuations in market value, corporate actions, or other events that change the index composition between quarterly rebalance dates. Substantially all of the Underlying Index is expected to be represented by securities of companies in the energy industry or sector. The components of the Underlying Index are likely to change over time.</p>
<b>iShares® U.S. Financials ETF</b>	<p>The iShares U.S. Financials ETF (the “Fund”) seeks to track the investment results of an index composed of U.S. equities in the financials sector. The Fund seeks to track the investment results of the Russell 1000 Financials 40 Act 15/22.5 Daily Capped Index (the “Underlying Index”), which measures the performance of the financials sector of the U.S. equity market, as defined by FTSE Russell (“Russell”). The Underlying Index includes large- and mid-capitalization companies. The Underlying Index is a subset of the Russell 1000 Index, which is a float-adjusted capitalization-weighted index of equity securities issued by approximately the 1,000 largest issuers in the Russell 3000 Index. The Russell 3000 Index measures the performance of the broad U.S. equity market, as defined by Russell.</p>

Fund Name	Investment Objective and Principal Investment Strategies
iShares® U.S. Financials ETF (continued)	<p>The Underlying Index uses a capping methodology to constrain at quarterly rebalance: (i) the weight of any single issuer (as determined by Russell) to a maximum of 15%, and (ii) the aggregate weight of all issuers that individually exceed 4.5% of the index weight to a maximum of 22.5%. Between scheduled quarterly index reviews, the Underlying Index is monitored daily using constituent weights and forward looking information to ensure all companies that constitute more than 4.8% of the weight of the Underlying Index do not constitute more than 24% of the weight of the Underlying Index in the aggregate. On the calculation day where the threshold has been breached, the index is recapped using the quarterly capping methodology.</p> <p>Substantially all of the Underlying Index is expected to be represented by securities of companies in the financials industry or sector. The components of the Underlying Index are likely to change over time.</p>
iShares® U.S. Financial Services ETF	<p>The iShares U.S. Financial Services ETF (the “Fund”) seeks to track the investment results of an index composed of U.S. equities in the financial services sector.</p> <p>The Fund seeks to track the investment results of the Dow Jones U.S. Financial Services Index (the “Underlying Index”), which measures the performance of the financial services sector of the U.S. equity market. The Underlying Index is a subset of the Dow Jones U.S. Index (“Parent Index”) and includes components of the following subsectors in the Parent Index: banks, asset managers, consumer finance, specialty finance, investments services and mortgage finance. The Underlying Index includes large-, mid- and small-capitalization companies and may change over time. As of April 30, 2023, a significant portion of the Underlying Index is represented by securities of companies in the financials industry or sector. The components of the Underlying Index are likely to change over time.</p>
iShares® U.S. Healthcare ETF	<p>The iShares U.S. Healthcare ETF (the “Fund”) seeks to track the investment results of an index composed of U.S. equities in the healthcare sector.</p> <p>The Fund seeks to track the investment results of the Russell 1000 Health Care RIC 22.5/45 Capped Index (the “Underlying Index”), which measures the performance of the healthcare sector of the U.S. equity market, as defined by FTSE Russell (“Russell”). The Underlying Index includes large- and mid-capitalization companies.</p> <p>The Underlying Index is a subset of the Russell 1000 Index, which is a float-adjusted capitalization-weighted index of equity securities issued by approximately the 1,000 largest issuers in the Russell 3000 Index. The Russell 3000 Index measures the performance of the broad U.S. equity market, as defined by Russell.</p> <p>The Underlying Index uses a capping methodology to constrain at quarterly rebalance: (i) the weight of any single issuer (as determined by Russell) to a maximum of 22.5%, and (ii) the aggregate weight of all issuers that individually exceed 4.5% of the index weight to a maximum of 45%. The weight of one or more securities in the Underlying Index may exceed these constraints due to fluctuations in market value, corporate actions, or other events that change the index composition between quarterly rebalance dates.</p> <p>Substantially all of the Underlying Index is expected to be represented by securities of companies in the healthcare industry or sector. The components of the Underlying Index are likely to change over time.</p>
iShares® U.S. Infrastructure ETF	<p>The iShares U.S. Infrastructure ETF (the “Fund”) seeks to track the investment results of an index composed of equities of U.S. companies that have infrastructure exposure and that could benefit from a potential increase in domestic infrastructure activities.</p> <p>The Fund seeks to track the investment results of the NYSE® FactSet U.S. Infrastructure Index (the “Underlying Index”), which is designed to measure the performance of equity securities of U.S. companies involved in U.S.-focused infrastructure activities (as determined by ICE Data Indices, LLC or its affiliates).</p> <p>The Underlying Index is composed of equity securities primarily listed on the New York Stock Exchange (“NYSE”), NYSE American or Nasdaq (excluding master limited partnerships, royalty trusts, business development companies, and American depositary receipts) that are classified to be under one of the 95 infrastructure-related industries as defined by FactSet Revere Business Industry Classification System. Each company in the Underlying Index is classified as either Category 1 or Category 2, where Category 1 companies are infrastructure enablers and Category 2 are infrastructure asset owners and operators.</p>

Fund Name	Investment Objective and Principal Investment Strategies
<b>iShares® U.S. Infrastructure ETF (continued)</b>	<p>Infrastructure enablers are potential beneficiaries of infrastructure investment in the U.S. Category 1 companies in the Underlying Index include companies in construction and engineering services, machineries and materials. Infrastructure asset owners and operators are companies associated with traditional equity infrastructure investing. Category 2 companies in the Underlying Index include companies in energy transportation and storage, railroad transportation, and utilities.</p> <p>At the time of inclusion, eligible companies must derive 50% or more of their annual revenues from the U.S. The Underlying Index applies an equal weighting to Category 1 and Category 2, and within each category, an equal weighting is also applied to all individual securities.</p> <p>The Underlying Index is reviewed and reconstituted annually in March. Constituent weights of the Underlying Index are rebalanced quarterly. The Underlying Index includes large-, mid-, and small- capitalization companies and may change over time. As of March 31, 2023, a significant portion of the Underlying Index is represented by securities of companies in the industrials, infrastructure, materials and utilities industries or sectors. The components of the Underlying Index are likely to change over time.</p>
<b>iShares® U.S. Medical Devices ETF</b>	<p>The iShares U.S. Medical Devices ETF (the “Fund”) seeks to track the investment results of an index composed of U.S. equities in the medical devices sector.</p> <p>The Fund seeks to track the investment results of the Dow Jones U.S. Select Medical Equipment Index (the “Underlying Index”), which measures the performance of the medical equipment sector of the U.S. equity market, as defined by S&amp;P Dow Jones Indices LLC (the “Index Provider” or “SPDJ”). The Underlying Index includes medical equipment companies, including manufacturers and distributors of medical devices such as magnetic resonance imaging (MRI) scanners, prosthetics, pacemakers, X-ray machines, and other non-disposable medical devices. The Underlying Index may include large-, mid- or small-capitalization companies. As of March 31, 2023, a significant portion of the Underlying Index is represented by securities of companies in the healthcare and medical equipment industries or sectors. The components of the Underlying Index are likely to change over time.</p>
<b>iShares® U.S. Real Estate ETF</b>	<p>The iShares U.S. Real Estate ETF (the “Fund”) seeks to track the investment results of an index composed of U.S. equities in the real estate sector.</p> <p>The Fund seeks to track the investment results of the Dow Jones U.S. Real Estate Capped Index (the “Underlying Index”), which measures the performance of the real estate sector of the U.S. equity market, as defined by S&amp;P Dow Jones Indices LLC. As of March 31, 2023, a significant portion of the Underlying Index is represented by securities of companies in the real estate investment trust industry or sector. The components of the Underlying Index are likely to change over time.</p>
<b>iShares® U.S. Technology ETF</b>	<p>The iShares U.S. Technology ETF (the “Fund”) seeks to track the investment results of an index composed of U.S. equities in the technology sector.</p> <p>The Fund seeks to track the investment results of the Russell 1000 Technology RIC 22.5/45 Capped Index (the “Underlying Index”), which measures the performance of the technology sector of the U.S. equity market, as defined by FTSE Russell (“Russell”). The Underlying Index includes large- and mid-capitalization companies.</p> <p>The Underlying Index is a subset of the Russell 1000 Index, which is a float-adjusted capitalization-weighted index of equity securities issued by approximately the 1,000 largest issuers in the Russell 3000 Index. The Russell 3000 Index measures the performance of the broad U.S. equity market, as defined by Russell.</p> <p>The Underlying Index uses a capping methodology to constrain at quarterly rebalance: (i) the weight of any single issuer (as determined by Russell) to a maximum of 22.5%, and (ii) the aggregate weight of all issuers that individually exceed 4.5% of the index weight to a maximum of 45%. The weight of one or more securities in the Underlying Index may exceed these constraints due to fluctuations in market value, corporate actions, or other events that change the index composition between quarterly rebalance dates.</p> <p>Substantially all of the Underlying Index is expected to be represented by securities of companies in the technology industry or sector. The components of the Underlying Index are likely to change over time.</p>
<b>iShares® U.S. Transportation ETF</b>	<p>The iShares U.S. Transportation ETF (the “Fund”) seeks to track the investment results of an index composed of U.S. equities in the transportation sector.</p>

Fund Name	Investment Objective and Principal Investment Strategies
<b>iShares® U.S. Transportation ETF (continued)</b>	<p>The Fund seeks to track the investment results of the S&amp;P Transportation Select Industry FMC Capped Index (the “Underlying Index”), which measures the performance of companies within the transportation sector of the U.S. equity market as determined by S&amp;P Dow Jones Indices LLC (“SPDJI”). The Underlying Index may include large-, mid- and small-capitalization companies. Securities in the Underlying Index are weighted based on the float-adjusted market value of their outstanding shares. The Underlying Index uses a capping methodology to constrain at quarterly rebalance: (i) the weight of any single issuer (as determined by SPDJI) to a maximum of 22.5%, and (ii) the aggregate weight of all issuers that individually exceed 4.5% of the index weight to a maximum of 45%. The weight of one or more securities in the Underlying Index may exceed these constraints due to fluctuations in market value, corporate actions, or other events that change the index composition between quarterly rebalance dates.</p> <p>As of April 30, 2023, substantially all of the Underlying Index is represented by securities of companies in the transportation industry or sector. The components of the Underlying Index are likely to change over time.</p>
<b>iShares® U.S. Utilities ETF</b>	<p>The iShares U.S. Utilities ETF (the “Fund”) seeks to track the investment results of an index composed of U.S. equities in the utilities sector.</p> <p>The Fund seeks to track the investment results of the Russell 1000 Utilities RIC 22.5/45 Capped Index (the “Underlying Index”), which measures the performance of the utilities sector of the U.S. equity market, as defined by FTSE Russell. The Underlying Index includes large- and mid-capitalization companies.</p> <p>Substantially all of the Underlying Index is expected to be represented by securities of companies in the utilities industry or sector. The components of the Underlying Index are likely to change over time.</p>

## FIXED-INCOME ETFs

Fund Name	Investment Objective and Principal Investment Strategies
<b>BlackRock Flexible Income ETF</b>	<p>The BlackRock Flexible Income ETF (the “Fund”) seeks to maximize long-term income by primarily investing in debt and income-producing securities with a secondary objective of capital appreciation.</p> <p>Under normal market conditions, the Fund will invest in a combination of fixed-income securities, including, but not limited to: high yield securities; obligations issued or guaranteed by the U.S. Government, its agencies or instrumentalities; mortgage-backed securities issued or guaranteed by the U.S. Government or its agencies or instrumentalities, including U.S. agency mortgage pass-through securities; commercial mortgage-backed securities; non-agency residential mortgage-backed securities; mortgage to-be-announced securities; municipal securities; securitized assets such as asset-backed securities; dollar-denominated and non-dollar-denominated debt obligations of U.S. or foreign issuers, including emerging market issuers; and money market securities. Depending on market conditions, the Fund may invest in other market sectors. The Fund may also gain exposure to fixed-income securities through its investments in affiliated investment companies, including other exchange-traded funds, that invest in such securities. The Fund may invest more than 10% of its total assets in such affiliated investment companies.</p> <p>The Fund may invest up to 20% of its assets in U.S.-domiciled, U.S.-registered dollar-denominated investment grade corporate bonds, U.S. Treasury securities, U.S. agency securities and U.S. agency mortgage-backed securities. The Fund may invest without limit in securities rated below investment grade or which are deemed to be of comparable quality by Fund management (“high yield” or “junk” bonds) at the time of purchase. Fund management considers split rated bonds (bonds that receive different ratings from two or more rating agencies) to have the lower credit rating.</p> <p>The Fund may invest in bonds of any maturity or duration. The Fund maintains an average portfolio duration that is between 1 and 5 years.</p> <p>The Fund may invest up to 10% of its assets in preferred securities. The Fund may invest in collateralized debt obligations (“CDOs”), including up to 15% of its assets in collateralized loan obligations (“CLOs”). CDOs are types of asset-backed securities. CLOs are ordinarily issued by a trust or other special purpose entity and are typically collateralized by a pool of loans, which may include, among others, domestic and non-U.S. senior secured loans, senior unsecured loans, and subordinate corporate loans,</p>

Fund Name	Investment Objective and Principal Investment Strategies
<b>BlackRock Flexible Income ETF</b> <b>(continued)</b>	<p>including loans that may be rated below investment grade or equivalent unrated loans, held by such issuer. The Fund may also invest up to 15% of its assets in floating rate loans. The Fund may invest in other types of floating rate instruments without limit.</p> <p>The Fund may use derivatives, such as futures contracts, options (including, but not limited to, options on futures and swaps) and various other instruments including, but not limited to, interest rate, total return, credit default and credit default index swaps (which can be used to transfer the credit risk of a security without actually transferring ownership of the security or to customize exposure to a particular credit risk) and indexed and inverse floating-rate securities. The Fund may also invest in derivatives based on foreign currencies. In addition, the Fund may use derivatives and short sales to enhance returns as part of an overall investment strategy or to offset a potential decline in the value of other holdings (commonly referred to as a “hedge”), although the Fund is not required to hedge and may choose not to do so.</p> <p>The Fund is classified as non-diversified under the Investment Company Act.</p> <p>The Fund may engage in active and frequent trading of portfolio securities to achieve its primary investment strategies.</p>
<b>BlackRock Short Duration Bond ETF</b>	<p>The BlackRock Short Duration Bond ETF (formerly known as BlackRock Short Maturity Bond ETF) (the “Fund”) seeks total return in excess of the reference benchmark.</p> <p>The Fund seeks to achieve its investment objective by investing, under normal circumstances, at least 80% of its net assets in a portfolio of U.S. dollar-denominated investment-grade fixed-income securities. The Fund primarily invests in investment-grade fixed-income securities that are rated BBB- or higher by S&amp;P Global Ratings and/or Fitch Ratings, Inc., or Baa3 or higher by Moody’s Investors Service, Inc., or, if unrated, determined by the Fund’s management team to be of equivalent quality. The Fund primarily invests in fixed- and floating-rate securities of varying maturities, such as corporate and government bonds, agency securities, instruments of non-U.S. issuers, privately issued securities, asset-backed securities and mortgage-backed securities, structured securities, municipal bonds, repurchase agreements, money market instruments and investment companies. The Fund invests in securities issued by financial institutions such as banks, broker-dealers and insurance companies. The Fund may enter into to-be-announced transactions on a regular basis with respect to the percentage of the portfolio (if any) that consists of mortgage-backed pass-through securities. BFA or its affiliates may advise the money market funds and investment companies in which the Fund may invest.</p>
<b>iShares® 0-5 Year High Yield Corporate Bond ETF</b>	<p>The iShares 0-5 Year High Yield Corporate Bond ETF (the “Fund”) seeks to track the investment results of an index composed of U.S. dollar-denominated, high yield corporate bonds with remaining maturities of less than five years.</p> <p>The Fund seeks to track the investment results of the Markit iBoxx® USD Liquid High Yield 0-5 Index (the “Underlying Index”), which is designed to reflect the performance of U.S. dollar-denominated high yield (as determined by Markit Indices Limited (the “Index Provider” or “Markit”)) corporate debt. High yield bonds are also known as “junk bonds” and are generally rated below investment-grade. The Underlying Index offers exposure to liquid (according to Markit’s liquidity screens, which could vary from other measures of liquidity) U.S. dollar-denominated high yield corporate bonds maturing between zero and five years and is rebalanced on a monthly basis. Only bonds with \$350 million minimum face value per bond are included in the Underlying Index, provided they are trading at a minimum price in accordance with Markit’s liquidity screens. The Underlying Index uses a market-value weighted methodology with a cap on each issuer of 3%. As of October 31, 2022, a significant portion of the Underlying Index is represented by securities of companies in the consumer services and industrials industries or sectors. The components of the Underlying Index are likely to change over time.</p>
<b>iShares® 0-5 Year TIPS Bond ETF</b>	<p>The iShares 0-5 Year TIPS Bond ETF (the “Fund”) seeks to track the investment results of an index composed of inflation-protected U.S. Treasury bonds with remaining maturities of less than or equal to five years.</p> <p>The Fund seeks to track the investment results of the ICE U.S. Treasury 0-5 Year Inflation Linked Bond Index (the “Underlying Index”), which tracks the performance of inflation-protected public obligations of the U.S. Treasury, commonly known as “TIPS,” that have a remaining maturity of less than or equal to five years. TIPS are securities issued by the U.S. Treasury that are designed to provide inflation protection to investors. TIPS are income-generating instruments whose interest and principal payments are adjusted for inflation—a sustained increase in prices that erodes the purchasing power</p>

Fund Name	Investment Objective and Principal Investment Strategies
<b>iShares® 0-5 Year TIPS Bond ETF</b> <b>(continued)</b>	<p>of money. The inflation adjustment, which is typically applied monthly to the principal of the bond, follows a designated inflation index, the non-seasonally adjusted Consumer Price Index for All Urban Consumers (“CPI”), and TIPS’ principal payments are adjusted according to changes in the CPI. A fixed coupon rate is applied to the inflation-adjusted principal so that, as inflation rises, both the principal value and the interest payments increase. This can provide investors with a hedge against inflation, as it helps preserve the purchasing power of an investment. Because of this inflation adjustment feature, inflation-protected bonds typically have lower yields than conventional fixed-rate bonds. Qualifying securities must have less than or equal to five years remaining to final maturity as of the rebalancing date and at least \$300 million of outstanding face value, excluding amounts held by the Federal Reserve System Open Market Account (“SOMA”). In addition, the securities in the Underlying Index must have a fixed coupon schedule and must be denominated in U.S. dollars. Excluded from the Underlying Index are government agency debt with or without a government guarantee, securities issued or marketed primarily to retail investors, floating rate notes, cash management and Treasury bills, original issue zero coupon securities and Separate Trading of Registered Interest and Principal Securities. However, the amounts outstanding of qualifying securities in the Underlying Index are not reduced by any portions of such securities that have been stripped after inclusion in the Underlying Index. Index constituents are market capitalization weighted based on amounts outstanding reduced by amounts held by the Federal Reserve SOMA. The Underlying Index is rebalanced on the last calendar day of each month.</p>
<b>iShares® 1-3 Year Treasury Bond ETF</b>	<p>The iShares 1-3 Year Treasury Bond ETF (the “Fund”) seeks to track the investment results of an index composed of U.S. Treasury bonds with remaining maturities between one and three years.</p> <p>The Fund seeks to track the investment results of the ICE® U.S. Treasury 1-3 Year Bond Index (the “Underlying Index”), which measures the performance of public obligations of the U.S. Treasury that have a remaining maturity of greater than or equal to one year and less than three years. As of February 28, 2023, there were 94 issues in the Underlying Index.</p> <p>The Underlying Index consists of publicly-issued U.S. Treasury securities that have a remaining maturity of greater than or equal to one year and less than three years and have \$300 million or more of outstanding face value, excluding amounts held by the Federal Reserve System. In addition, the securities in the Underlying Index must be fixed-rate and denominated in U.S. dollars. Excluded from the Underlying Index are inflation-linked securities, Treasury bills, cash management bills, any government agency debt issued with or without a government guarantee and zero-coupon issues that have been stripped from coupon-paying bonds. The Underlying Index is market value weighted, and the securities in the Underlying Index are updated on the last business day of each month.</p>
<b>iShares® 3-7 Year Treasury Bond ETF</b>	<p>The iShares 3-7 Year Treasury Bond ETF (the “Fund”) seeks to track the investment results of an index composed of U.S. Treasury bonds with remaining maturities between three and seven years.</p> <p>The Fund seeks to track the investment results of the ICE® U.S. Treasury 3-7 Year Bond Index (the “Underlying Index”), which measures the performance of public obligations of the U.S. Treasury that have a remaining maturity of greater than or equal to three years and less than seven years. As of February 28, 2023, there were 96 issues in the Underlying Index.</p> <p>The Underlying Index consists of publicly-issued U.S. Treasury securities that have a remaining maturity of greater than or equal to three years and less than seven years and have \$300 million or more of outstanding face value, excluding amounts held by the Federal Reserve System. In addition, the securities in the Underlying Index must be fixed-rate and denominated in U.S. dollars. Excluded from the Underlying Index are inflation-linked securities, Treasury bills, cash management bills, any government agency debt issued with or without a government guarantee and zero-coupon issues that have been stripped from coupon-paying bonds. The Underlying Index is market value weighted, and the securities in the Underlying Index are updated on the last business day of each month.</p>
<b>iShares® 5-10 Year Investment Grade Corporate Bond ETF</b>	<p>The iShares 5-10 Year Investment Grade Corporate Bond ETF (the “Fund”) seeks to track the investment results of an index composed of U.S. dollar-denominated investment-grade corporate bonds with remaining maturities between five and ten years.</p>

Fund Name	Investment Objective and Principal Investment Strategies
<b>iShares® 5-10 Year Investment Grade Corporate Bond ETF (continued)</b>	<p>The Fund seeks to track the investment results of the ICE® BofA® 5-10 Year US Corporate Index (the “Underlying Index”), which measures the performance of investment-grade corporate bonds of both U.S. and non-U.S. issuers that are U.S. dollar-denominated and publicly issued in the U.S. domestic market and have a remaining maturity of greater than or equal to five years and less than ten years. As of February 28, 2023, there were 2,634 issues in the Underlying Index. As of February 28, 2023, a significant portion of the Underlying Index is represented by securities of companies in the financials industry or sector. The components of the Underlying Index are likely to change over time.</p> <p>The Underlying Index consists of investment-grade corporate bonds of both U.S. and non-U.S. issuers that have a remaining maturity of greater than or equal to five years and less than ten years, have been publicly issued in the U.S. domestic market, and have \$250 million or more of outstanding face value. The Index Provider deems securities as “investment grade” based on the average rating of Fitch Ratings, Inc. (BBB or better), Moody’s Investors Service, Inc. (Baa or better) and/or Standard &amp; Poor’s® Financial Services LLC, a subsidiary of S&amp;P Global (BBB or better). In addition, the securities in the Underlying Index must be denominated in U.S. dollars and must be fixed-rate. Excluded from the Underlying Index are equity-linked securities, securities in legal default, hybrid securitized corporate bonds, Eurodollar bonds (U.S. dollar-denominated securities not issued in the U.S. domestic market), taxable and tax-exempt U.S. municipal securities and dividends-received-deduction-eligible securities. The Underlying Index is market capitalization-weighted, and the securities in the Underlying Index are S-2 updated on the last calendar day of each month. Under normal circumstances, the Fund will seek to maintain a weighted average maturity that is greater than three years and lower than 10 years. Weighted average maturity is a U.S. dollar-weighted average of the remaining term to maturity of the underlying securities in the Fund’s portfolio.</p>
<b>iShares® 7-10 Year Treasury Bond ETF</b>	<p>The iShares 7-10 Year Treasury Bond ETF (the “Fund”) seeks to track the investment results of an index composed of U.S. Treasury bonds with remaining maturities between seven and ten years.</p> <p>The Fund seeks to track the investment results of the ICE® U.S. Treasury 7-10 Year Bond Index (the “Underlying Index”), which measures the performance of public obligations of the U.S. Treasury that have a remaining maturity of greater than or equal to seven years and less than ten years. As of February 28, 2023, there were 14 issues in the Underlying Index.</p> <p>The Underlying Index consists of publicly-issued U.S. Treasury securities that have a remaining maturity of greater than or equal to seven years and less than ten years and have \$300 million or more of outstanding face value, excluding amounts held by the Federal Reserve System. In addition, the securities in the Underlying Index must be fixed-rate and denominated in U.S. dollars. Excluded from the Underlying Index are inflation-linked securities, Treasury bills, cash management bills, any government agency debt issued with or without a government guarantee and zero-coupon issues that have been stripped from coupon-paying bonds. The Underlying Index is market value weighted, and the securities in the Underlying Index are updated on the last business day of each month.</p>
<b>iShares® 10-20 Year Treasury Bond ETF</b>	<p>The iShares 10-20 Year Treasury Bond ETF (the “Fund”) seeks to track the investment results of an index composed of U.S. Treasury bonds with remaining maturities between ten and twenty years.</p> <p>The Fund seeks to track the investment results of the ICE® U.S. Treasury 10-20 Year Bond Index (the “Underlying Index”), which measures the performance of public obligations of the U.S. Treasury that have a remaining maturity of greater than or equal to ten years and less than twenty years. As of February 28, 2023, there were 34 issues in the Underlying Index.</p> <p>The Underlying Index consists of publicly-issued U.S. Treasury securities that have a remaining maturity of greater than or equal to ten years and less than twenty years and have \$300 million or more of outstanding face value, excluding amounts held by the Federal Reserve System (the “Fed”). In addition, the securities in the Underlying Index must be fixed-rate and denominated in U.S. dollars. Excluded from the Underlying Index are inflation-linked securities, Treasury bills, cash management bills, any government agency debt issued with or without a government guarantee and zero-coupon issues that have been stripped from coupon-paying bonds. The Underlying Index is market value weighted, and the securities in the Underlying Index are updated on the last business day of each month.</p>

Fund Name	Investment Objective and Principal Investment Strategies
<b>iShares® 10+ Year Investment Grade Corporate Bond ETF</b>	<p>The iShares 10+ Year Investment Grade Corporate Bond ETF (the “Fund”) seeks to track the investment results of an index composed of U.S. dollar-denominated investment-grade corporate bonds with remaining maturities greater than ten years.</p> <p>The Fund seeks to track the investment results of the ICE® BofA® 10+ Year US Corporate Index (the “Underlying Index”), which measures the performance of investment-grade corporate bonds of both U.S. and non-U.S. issuers that are U.S. dollar-denominated and publicly issued in the U.S. domestic market and have a remaining maturity of greater than or equal to ten years. As of February 28, 2023, there were 3,530 issues in the Underlying Index. As of February 28, 2023, a significant portion of the Underlying Index is represented by securities of companies in the healthcare and utilities industries or sectors. The components of the Underlying Index are likely to change over time.</p> <p>The Underlying Index consists of investment-grade corporate bonds of both U.S. and non-U.S. issuers that have a remaining maturity of greater than or equal to ten years, have been publicly issued in the U.S. domestic market, and have \$250 million or more of outstanding face value. The Index Provider deems securities as “investment grade” based on the average rating of Fitch Ratings, Inc. (BBB or better), Moody’s Investors Service, Inc. (Baa or better) and/or Standard &amp; Poor’s® Financial Services LLC, a subsidiary of S&amp;P Global (BBB or better). In addition, the securities in the Underlying Index must be denominated in U.S. dollars and must be fixed-rate. Excluded from the Underlying Index are equity-linked securities, securities in legal default, hybrid securitized corporate bonds, Eurodollar bonds (U.S. dollar-denominated securities not issued in the U.S. domestic market), taxable and tax-exempt U.S. municipal securities and dividends-received-deduction-eligible securities. The Underlying Index is market capitalization-weighted, and the securities in the Underlying Index are updated on the last calendar day of each month. Under normal circumstances, the Fund will seek to maintain a weighted average maturity that is greater than ten years. Weighted average maturity is a U.S. dollar-weighted average of the remaining term to maturity of the underlying securities in the Fund’s portfolio.</p>
<b>iShares® 20+ Year Treasury Bond ETF</b>	<p>The iShares 20+ Year Treasury Bond ETF (the “Fund”) seeks to track the investment results of an index composed of U.S. Treasury bonds with remaining maturities greater than twenty years.</p> <p>The Fund seeks to track the investment results of the ICE® U.S. Treasury 20+ Year Bond Index (the “Underlying Index”), which measures the performance of public obligations of the U.S. Treasury that have a remaining maturity greater than or equal to twenty years. As of February 28, 2023, there were 40 issues in the Underlying Index.</p> <p>The Underlying Index consists of publicly-issued U.S. Treasury securities that have a remaining maturity greater than or equal to twenty years and have \$300 million or more of outstanding face value, excluding amounts held by the Federal Reserve System. In addition, the securities in the Underlying Index must be fixed-rate and denominated in U.S. dollars. Excluded from the Underlying Index are inflation-linked securities, Treasury bills, cash management bills, any government agency debt issued with or without a government guarantee and zero-coupon issues that have been stripped from coupon-paying bonds. The Underlying Index is market value weighted, and the securities in the Underlying Index are updated on the last business day of each month.</p>
<b>iShares® Aaa - A Rated Corporate Bond ETF</b>	<p>The iShares Aaa - A Rated Corporate Bond ETF (the “Fund”) seeks to track the investment results of an index composed of Aaa to A, or equivalently rated, fixed rate U.S. dollar-denominated bonds issued by U.S. and non-U.S. corporations.</p> <p>The Fund seeks to track the investment results of the Bloomberg U.S. Corporate Aaa - A Capped Index (the “Underlying Index”), which is a subset of the Bloomberg U.S. Corporate Index, which measures the performance of the Aaa – A rated range of the fixed-rate, U.S. dollar-denominated taxable, corporate bond market. The Underlying Index is market capitalization-weighted with a 3% cap on any one issuer and a pro rata distribution of any excess weight across the remaining issuers in the Underlying Index.</p> <p>The Underlying Index includes U.S. dollar-denominated securities publicly-issued by U.S. and non-U.S. industrials, utility and financial corporate issuers, with maturities of one year or more, that have \$500 million or more of outstanding face value. Each corporate bond must be registered with the SEC, have been exempt from registration at issuance, or have been offered pursuant to Rule 144A under the Securities Act of 1933, as amended, with registration rights. In addition, only securities rated A3 by Moody’s Investors Service, Inc. (“Moody’s”) or higher (or the equivalent on another rating agency’s scale) will be included in the Underlying Index. When ratings from each of Fitch</p>



Fund Name	Investment Objective and Principal Investment Strategies
iShares® Aaa - A Rated Corporate Bond ETF (continued)	<p>Ratings, Inc., Moody’s and S&amp;P Global Ratings are available, the median rating is used to determine eligibility. When ratings from only two of the three rating agencies are available, the lower rating is used to determine eligibility. When a rating from only one of these agencies is available, that rating is used to determine eligibility. The securities in the Underlying Index are updated on the last calendar day of each month.</p> <p>The Fund will invest in non-U.S. issuers to the extent necessary for it to track the Underlying Index. As of October 31, 2022, 19.37% of the Underlying Index was composed of bonds issued by non-U.S. issuers from the following countries or regions: Australia, Canada, China, France, Germany, Hong Kong, Japan, Mexico, the Netherlands, South Korea, Spain, Sweden, Switzerland, Taiwan and the United Kingdom. As of October 31, 2022, a significant portion of the Underlying Index is represented by securities of companies in the financials industry or sector. The components of the Underlying Index are likely to change over time.</p>
iShares® Broad USD High Yield Corporate Bond ETF	<p>The iShares Broad USD High Yield Corporate Bond ETF (the “Fund”) seeks to track the investment results of an index composed of U.S. dollar-denominated, high yield corporate bonds.</p> <p>The Fund seeks to track the investment results of the ICE BofA US High Yield Constrained Index (the “Underlying Index”), which is a rules-based index consisting of U.S. dollar-denominated, high yield (as determined by ICE Data Indices, LLC (“Index Provider” or “IDI”)) corporate bonds for sale in the U.S. The Underlying Index is designed to provide a broad representation of the U.S. dollar-denominated high yield corporate bond market. The Underlying Index is a modified market value-weighted index with a cap on each issuer of 2%. There is no limit to the number of issues in the Underlying Index, but as of October 31, 2022, the Underlying Index included approximately 1,941 constituents and the issuers in the Underlying Index are principally located in the U.S. The components of the Underlying Index are likely to change over time.</p> <p>As of the date of this prospectus, the bonds eligible for inclusion in the Underlying Index include U.S. dollar-denominated high yield corporate bonds that: (i) are issued by companies having “risk exposure” to countries (i.e., issuers that are subject to the risks of one or more of these countries as a result of the principal country of domicile of the issuers (as determined by the Index Provider)) that are members of the FX-G10, which include Australia, Austria, Belgium, Canada, Cyprus, Estonia, Finland, France, Germany, Greece, Ireland, Italy, Japan, Latvia, Lithuania, Luxembourg, Malta, the Netherlands, New Zealand, Norway, Portugal, Slovakia, Slovenia, Spain, Sweden, Switzerland, the U.K. and the U.S. and their respective territories; (ii) have an average rating of below investment grade (ratings from Fitch Ratings, Inc. (“Fitch”), Moody’s Investors Service, Inc. (“Moody’s”) or S&amp;P Global Ratings are considered; if more than one agency provides a rating, the average rating is attached to the bond); (iii) are registered with the SEC, S-2 exempt from registration at issuance, or offered pursuant to Rule 144A under the Securities Act of 1933, as amended, with or without registration rights; (iv) have at least \$250 million of outstanding face value; (v) have an original maturity date of at least 18 months; and (vi) have at least one year to maturity.</p>
iShares® Broad USD Investment Grade Corporate Bond ETF	<p>The iShares Broad USD Investment Grade Corporate Bond ETF (the “Fund”) seeks to track the investment results of an index composed of U.S. dollar-denominated investment-grade corporate bonds.</p> <p>The Fund seeks to track the investment results of the ICE® BofA® US Corporate Index (the “Underlying Index”), which measures the performance of investment-grade corporate bonds of both U.S. and non-U.S. issuers that are U.S. dollar-denominated and publicly issued in the U.S. domestic market. As of February 28, 2023, there were 9,831 issues in the Underlying Index. As of February 28, 2023, a significant portion of the Underlying Index is represented by securities of companies in the financials industry or sector. The components of the Underlying Index are likely to change over time.</p> <p>The Underlying Index consists of investment-grade corporate bonds of both U.S. and non-U.S. issuers that have a remaining maturity of greater than or equal to one year, have been publicly issued in the U.S. domestic market, and have \$250 million or more of outstanding face value. The Index Provider deems securities as “investment grade” based on the average rating of Fitch Ratings, Inc. (BBB or better), Moody’s Investors Service, Inc. (Baa or better) and/or Standard &amp; Poor’s® Financial Services LLC, a subsidiary of S&amp;P Global (BBB or better). In addition, the securities in the Underlying Index must be denominated in U.S. dollars and must be fixed-rate. Excluded from the Underlying Index are equity-linked securities, securities in legal default, hybrid securitized</p>

Fund Name	Investment Objective and Principal Investment Strategies
<b>iShares® Broad USD Investment Grade Corporate Bond ETF (continued)</b>	<p>corporate bonds, Eurodollar bonds (U.S. dollar-denominated securities not issued in the U.S. domestic market), taxable and tax-exempt U.S. municipal securities and dividends-received-deduction-eligible securities. The Underlying Index is market capitalization-weighted, and the securities in the Underlying Index are updated on the last calendar day of each month.</p>
<b>iShares® Convertible Bond ETF</b>	<p>The iShares Convertible Bond ETF (the “Fund”) seeks to track the investment results of an index composed of U.S. dollar-denominated convertible securities, specifically cash pay bonds, with outstanding issue sizes greater than \$250 million.</p> <p>The Fund seeks to track the investment results of the Bloomberg U.S. Convertible Cash Pay Bond &gt; \$250MM Index (the “Underlying Index”). The Underlying Index is a subset of the Bloomberg U.S. Convertibles: Cash Pay Bonds Index, which is one of the four classes of the Bloomberg U.S. Convertibles Index (i.e., cash pay, zero coupon, preferred and mandatory convertible bonds) and measures the performance of the U.S. dollar-denominated convertibles market. The Underlying Index is market capitalization-weighted and consists of only cash pay convertible bonds. Cash pay convertible bonds allow the holder of the bond the option to convert into a pre-specified number of shares of the issuer’s common stock, but do not require conversion.</p> <p>The universe of securities that are eligible for inclusion in the Underlying Index includes U.S. dollar-denominated securities with maturities of 31 days or more and \$250 million or more of outstanding face value issued by financials, industrials and utilities corporations. The securities may be investment-grade, high yield (as determined by Bloomberg Index Services Limited) (i.e., non-investment-grade and commonly referred to as “junk bonds”) or non-rated. The Underlying Index is rebalanced on the last business day of each month. Securities eligible for inclusion in the Underlying Index must be convertible tranches registered with the SEC or issued under Rule 144A of the Securities Act of 1933, as amended.</p> <p>The Fund will invest in only U.S. dollar-denominated securities in order to track the Underlying Index. As of October 31, 2022, a significant portion of the Underlying Index is represented by securities of companies in the consumer cyclical, consumer staples and technology industries or sectors. The components of the Underlying Index are likely to change over time. The methodology used to construct the Underlying Index does not provide for the conversion of the bonds constituting the Underlying Index into the associated common stock regardless of the current price of the common stock.</p>
<b>iShares® Core Total USD Bond Market ETF</b>	<p>The iShares Core Total USD Bond Market ETF (the “Fund”) seeks to track the investment results of an index composed of U.S. dollar-denominated bonds that are rated either investment-grade or high yield.</p> <p>The Fund seeks to track the investment results of the Bloomberg U.S. Universal Index (the “Underlying Index”), which measures the performance of U.S. dollar-denominated taxable bonds that are rated either investment-grade or high yield (as determined by Bloomberg Index Services Limited). The Underlying Index includes U.S. Treasury bonds, government-related bonds (i.e., U.S. and non-U.S. agencies, sovereign, quasi-sovereign, supranational and local authority debt), investment-grade and high yield U.S. corporate bonds, mortgage-backed pass-through securities, commercial mortgage-backed securities, asset-backed securities, Eurodollar bonds, bonds registered with the SEC or exempt from registration at the time of issuance or offered pursuant to Rule 144A with or without registration rights and U.S. dollar-denominated emerging market bonds.</p> <p>The securities in the Underlying Index must be denominated in U.S. dollars. The Underlying Index consisted of securities from 111 countries or regions as of October 31, 2022. As of October 31, 2022, a significant portion of the Underlying Index is represented by U.S. agency mortgage-backed securities and U.S. Treasury bonds. The components of the Underlying Index are likely to change over time.</p>
<b>iShares® Core U.S. Aggregate Bond ETF</b>	<p>The iShares Core U.S. Aggregate Bond ETF (the “Fund”) seeks to track the investment results of an index composed of the total U.S. investment-grade bond market.</p> <p>The Fund seeks to track the investment results of the Bloomberg U.S. Aggregate Bond Index (the “Underlying Index”), which measures the performance of the total U.S. investment-grade (as determined by Bloomberg Index Services Limited (“Bloomberg”)) bond market. As of February 28, 2023, there were 13,192 issues in the Underlying Index.</p> <p>The Underlying Index includes investment-grade U.S. Treasury bonds, government-related bonds, corporate bonds, mortgage-backed pass-through securities (“MBS”), commercial mortgage-backed securities and asset-backed securities (“ABS”) that are publicly</p>

Fund Name	Investment Objective and Principal Investment Strategies
<b>iShares® Core U.S. Aggregate Bond ETF (continued)</b>	<p>offered for sale in the U.S. As of February 28, 2023, a significant portion of the Underlying Index is represented by MBS and U.S. Treasury securities. The components of the Underlying Index are likely to change over time.</p> <p>The securities in the Underlying Index must have \$300 million or more of outstanding face value and must have at least one year remaining to maturity, with the exception of amortizing securities such as ABS and MBS, which have lower thresholds as defined by Bloomberg. In addition, the securities in the Underlying Index must be denominated in U.S. dollars and must be fixed-rate and non-convertible. Certain types of securities, such as state and local government series bonds, structured notes with embedded swaps or other special features, private placements, floating-rate securities and bonds that have been issued in one country's currency but are traded outside of that country in a different monetary and regulatory system (e.g., Eurobonds), are excluded from the Underlying Index. The Underlying Index is market capitalization-weighted, and the securities in the Underlying Index are updated on the last business day of each month.</p> <p>As of February 28, 2023, approximately 27.6% of the bonds represented in the Underlying Index were U.S. fixed-rate agency MBS. Such securities are issued by entities such as the Government National Mortgage Association, the Federal National Mortgage Association, and the Federal Home Loan Mortgage Corporation and are backed by pools of mortgages. Most transactions in fixed-rate MBS occur through standardized contracts for future delivery in which the exact mortgage pools to be delivered are not specified until a few days prior to settlement (to-be-announced transactions). The Fund may enter into such contracts on a regular basis. The Fund, pending settlement of such contracts, will invest its assets in high-quality, liquid short-term instruments, including shares of money market funds advised by BFA or its affiliates. The Fund will assume its pro rata share of the fees and expenses of any money market fund that it may invest in, in addition to the Fund's own fees and expenses. The Fund may also acquire interests in mortgage pools through means other than such standardized contracts for future delivery.</p>
<b>iShares® ESG Aware 1-5 Year USD Corporate Bond ETF</b>	<p>The iShares ESG Aware 1-5 Year USD Corporate Bond ETF (the "Fund") seeks to track the investment results of an index composed of U.S. dollar-denominated, investment-grade corporate bonds having remaining maturities between one and five years and issued by companies that have positive environmental, social and governance characteristics while seeking to exhibit risk and return characteristics similar to those of the parent index of such index.</p> <p>The Fund seeks to track the investment results of the Bloomberg MSCI US Corporate 1-5 Year ESG Focus Index (the "Underlying Index"), which has been developed by Bloomberg Finance L.P. and its affiliates (the "Index Provider" or "Bloomberg") with environmental, social and governance ("ESG") rating inputs from MSCI ESG Research LLC ("MSCI ESG Research") pursuant to an agreement between MSCI ESG Research and Bloomberg Index Services Limited, a subsidiary of Bloomberg. The Underlying Index is an optimized fixed-income index designed to reflect the performance of U.S. dollar-denominated, investment-grade (as determined by Bloomberg) corporate bonds having remaining maturities between one and five years and issued by companies that have positive ESG characteristics (as determined by MSCI ESG Research ratings), while seeking to exhibit risk and return characteristics similar to those of the Bloomberg US Corporate 1-5 Years Index (the "Parent Index"). As of February 28, 2023, the Underlying Index included issuers from the following countries: Australia, Belgium, Brazil, Canada, Chile, China, France, Germany, Ireland, Japan, the Netherlands, Spain, Switzerland, Taiwan, the United Kingdom, and the U.S.</p> <p>The Index Provider begins with the Parent Index and excludes companies involved in the business of tobacco, companies involved with controversial weapons, producers and retailers of civilian firearms, companies involved in certain fossil fuels-related activity (such as the production of thermal coal, thermal coal-based power generation and extraction of oil sands) based on revenue or percentage of revenue thresholds for certain categories (e.g., \$20 million or 5%) and categorical exclusions for others (e.g., controversial weapons). The Index Provider also excludes companies involved in very severe business controversies (in each case as determined by MSCI ESG Research), as well as securities of companies without an MSCI ESG Research rating, and then follows a quantitative process in an effort to determine optimal weights for securities to maximize exposure to securities of companies with higher ESG ratings subject to seeking to maintain risk and return characteristics similar to the Parent Index.</p>

Fund Name	Investment Objective and Principal Investment Strategies
<b>iShares® ESG Aware 1-5 Year USD Corporate Bond ETF (continued)</b>	<p>For each industry, MSCI ESG Research identifies key ESG issues that can lead to substantial costs or opportunities for companies (e.g., climate change, resource scarcity, demographic shifts). MSCI ESG Research then rates each company’s exposure to each key issue based on the company’s business segment and geographic risk and analyzes the extent to which companies have developed robust strategies and programs to manage ESG risks and opportunities. MSCI ESG Research scores companies based on both their risk exposure and risk management. To score well on a key issue, MSCI ESG Research assesses management practices, management performance (through demonstrated track record and other quantitative performance indicators), governance structures, and/or implications in controversies, which all may be taken as a proxy for overall management quality. Controversies, including, among other things, issues involving anti-competitive practices, toxic emissions and waste, and health and safety, occurring within the last three years lead to a deduction from the overall management score on each issue. Using a sector-specific key issue weighting model, companies are rated and ranked in comparison to their industry peers. Key issues and weights are reviewed at the end of each calendar year. Corporate governance is always weighted and analyzed for all companies.</p> <p>As of February 28, 2023, there were 1,416 issues in the Underlying Index. As of February 28, 2023, a significant portion of the Underlying Index is represented by securities of companies in the financials industry or sector. The components of the Underlying Index are likely to change over time.</p> <p>The Underlying Index consists of U.S. dollar-denominated corporate bonds that are investment-grade, fixed-rate and taxable and have remaining effective maturities between one and five years. As of February 28, 2023, the average maturity of the securities in the Underlying Index was 2.90 years and the average credit rating was A3/Baa1. The securities in the Underlying Index are updated on the last business day of each month.</p>
<b>iShares® ESG Aware U.S. Aggregate Bond ETF</b>	<p>The iShares ESG Aware U.S. Aggregate Bond ETF (the “Fund”) seeks to track the investment results of an index composed of U.S. dollar-denominated, investment-grade bonds from issuers generally evaluated for favorable environmental, social and governance practices while seeking to exhibit risk and return characteristics similar to those of the broad U.S. dollar-denominated investment-grade bond market.</p> <p>The Fund seeks to track the investment results of the Bloomberg MSCI US Aggregate ESG Focus Index (the “Underlying Index”), which has been developed by Bloomberg Finance L.P. and its affiliates (the “Index Provider” or “Bloomberg”) with environmental, social and governance (“ESG”) rating inputs from MSCI ESG Research LLC (“MSCI ESG Research”) pursuant to an agreement between MSCI ESG Research and Bloomberg Index Services Limited (a subsidiary of Bloomberg) or an affiliate. The Underlying Index is an optimized fixed-income index designed to reflect the performance of U.S. dollar-denominated, investment-grade (as determined by the Index Provider) bonds from issuers generally evaluated for favorable ESG practices (as determined by MSCI ESG Research), while seeking to exhibit risk and return characteristics similar to those of the Bloomberg US Aggregate Bond Index (the “Parent Index”).</p> <p>The Underlying Index includes investment-grade U.S. Treasury bonds, non-securitized government-related bonds (“government-related bonds”), corporate bonds, mortgage-backed pass-through securities (“MBS”), commercial mortgage-backed securities (“CMBS”) and asset-backed securities (“ABS”) that are publicly offered for sale in the U.S. To construct the Underlying Index, the Index Provider begins with the Parent Index and replicates its U.S. Treasury bond, MBS, CMBS and ABS exposures. These exposures are preserved at the weights of the Parent Index and are not subject to the Index Provider’s optimization process, which is a quantitative process that seeks to determine optimal weights for securities to maximize exposure to securities of entities with higher MSCI ESG Research ratings subject to seeking to maintain risk and return characteristics similar to the Parent Index. For the remaining S-2 constituents of the Parent Index (i.e., corporate bonds and government-related bonds), the Index Provider excludes securities of entities involved in the business of tobacco, entities involved with controversial weapons, producers and retailers of civilian firearms, companies involved in certain fossil fuels-related activity (such as the production of thermal coal, thermal coal-based power generation and extraction of oil sands) based on revenue or percentage of revenue thresholds for certain categories (e.g., \$20 million or 5%) and categorical exclusions for others (e.g., controversial weapons). The Index Provider also</p>

Fund Name	Investment Objective and Principal Investment Strategies
<b>iShares® ESG Aware U.S. Aggregate Bond ETF (continued)</b>	<p>excludes entities involved in very severe business controversies (in each case as determined by MSCI ESG Research), and securities of entities without an MSCI ESG Research rating, and then follows the Index Provider’s optimization process.</p> <p>For each industry, MSCI ESG Research identifies key ESG issues that can lead to substantial costs or opportunities for entities (e.g., climate change, resource scarcity, demographic shifts). MSCI ESG Research then rates each entity’s exposure to each key issue based on the entity’s business segment and geographic risk and analyzes the extent to which entities have developed robust strategies and programs to manage ESG risks and opportunities. MSCI ESG Research scores entities based on both their risk exposure and risk management. To score well on a key issue, MSCI ESG Research assesses management practices, management performance (through demonstrated track record and other quantitative performance indicators), governance structures, and/or implications in controversies, which all may be taken as a proxy for overall management quality. Controversies, including, among other things, issues involving anti-competitive practices, toxic emissions and waste, and health and safety, occurring within the last three years lead to a deduction from the overall management score on each issue. Using a sector-specific key issue weighting model, entities are rated and ranked in comparison to their industry peers. Key issues and weights are reviewed at the end of each calendar year. Corporate governance is always weighted and analyzed for all entities.</p> <p>The securities in the Underlying Index must have at least one year remaining to maturity, with the exception of amortizing securities such as ABS and MBS, which have lower thresholds as defined by the Index Provider. In addition, the securities in the Underlying Index must be denominated in U.S. dollars and must be fixed-rate and nonconvertible. Certain types of securities, such as state and local government series bonds, structured notes with embedded swaps or other special features, private placements (other than those offered pursuant to Rule 144A or Regulation S promulgated under the Securities Act of 1933, as amended), floating rate securities and bonds that have been issued in one country’s currency but are traded outside of that country in a different monetary and regulatory system (e.g., Eurobonds), are excluded from the Underlying Index. The securities in the Underlying Index are updated on the last business day of each month.</p> <p>As of February 28, 2023, bonds that are subject to the Index Provider’s optimization process, which composed approximately 29.52% of the bonds in S-3 the Underlying Index, received an MSCI ESG Research weighted average score of 7.99 on a scale from 0 to 10, with 10 being the highest score. As of February 28, 2023, U.S. Treasury bonds, which composed approximately 40.75% of the bonds in the Underlying Index, received an MSCI ESG Research score of 7.99. As of February 28, 2023, there were 8,031 issues in the Underlying Index. As of February 28, 2023, a significant portion of the Underlying Index is represented by MBS and U.S. Treasury securities. The components of the Underlying Index are likely to change over time.</p> <p>As of February 28, 2023, approximately 27.46% of the bonds in the Underlying Index were U.S. fixed-rate agency MBS. U.S. fixed-rate agency MBS are securities issued by entities such as the Government National Mortgage Association (“Ginnie Mae”), the Federal National Mortgage Association (“Fannie Mae”), and the Federal Home Loan Mortgage Corporation (“Freddie Mac”) and are backed by pools of mortgages. U.S. fixed-rate agency MBS exposure does not receive any MSCI ESG Research rating as the Index Provider believes that U.S. fixed-rate agency MBS exposure is neither additive nor decremental to the Underlying Index’s ESG rating profile. As such, based on currently available data, the Index Provider believes U.S. fixed-rate agency MBS exposure is ESG neutral and not inconsistent with an ESG focused exposure. Most transactions in fixed-rate MBS occur through standardized contracts for future delivery in which the exact mortgage pools to be delivered are not specified until a few days prior to settlement (to-be-announced (“TBA”) transactions). The Fund may enter into such contracts on a regular basis. The Fund, pending settlement of such contracts, will invest its assets in high-quality, liquid short-term instruments, including shares of money market funds advised by BFA or its affiliates. The Fund will assume its pro rata share of the fees and expenses of any money market fund that it may invest in, in addition to the Fund’s own fees and expenses. The Fund may also acquire interests in mortgage pools through means other than such standardized contracts for future delivery.</p>
<b>iShares® ESG Aware USD Corporate Bond ETF</b>	<p>The iShares ESG Aware USD Corporate Bond ETF (the “Fund”) seeks to track the investment results of an index composed of U.S. dollar-denominated, investment-grade corporate bonds issued by companies that have positive environmental, social and</p>

Fund Name	Investment Objective and Principal Investment Strategies
<b>iShares® ESG Aware USD Corporate Bond ETF (continued)</b>	<p>governance characteristics while seeking to exhibit risk and return characteristics similar to those of the parent index of such index.</p> <p>The Fund seeks to track the investment results of the Bloomberg MSCI US Corporate ESG Focus Index (the “Underlying Index”), which has been developed by Bloomberg Finance L.P. and its affiliates (the “Index Provider” or “Bloomberg”) with environmental, social and governance (“ESG”) rating inputs from MSCI ESG Research LLC (“MSCI ESG Research”) pursuant to an agreement between MSCI ESG Research and Bloomberg Index Services Limited, a subsidiary of Bloomberg. The Underlying Index is an optimized fixed-income index designed to reflect the performance of U.S. dollar-denominated, investment-grade (as determined by Bloomberg) corporate bonds issued by companies that have positive ESG characteristics (as determined by MSCI ESG Research ratings), while seeking to exhibit risk and return characteristics similar to those of the Bloomberg US Corporate Index (the “Parent Index”). As of February 28, 2023, the Underlying Index included issuers from the following countries: Australia, Belgium, Bermuda, Brazil, Canada, Chile, China, France, Germany, Hong Kong, Ireland, Italy, Japan, Luxembourg, Mexico, the Netherlands, Spain, Switzerland, Taiwan, the United Kingdom, and the U.S. The Index Provider begins with the Parent Index and excludes companies involved in the business of tobacco, companies involved with controversial weapons, producers and retailers of civilian firearms, companies involved in certain fossil fuels-related activity (such as the production of thermal coal, thermal coal-based power generation and extraction of oil sands) based on revenue or percentage of revenue thresholds for certain categories (e.g., \$20 million or 5%) and categorical exclusions for others (e.g., controversial weapons). The Index Provider also excludes companies involved in very severe business controversies (in each case as determined by MSCI ESG Research), as well as securities of companies without an MSCI ESG Research rating, and then follows a quantitative process in an effort to determine optimal weights for securities to maximize exposure to securities of companies with higher ESG ratings subject to seeking to maintain risk and return characteristics similar to the Parent Index.</p> <p>For each industry, MSCI ESG Research identifies key ESG issues that can lead to substantial costs or opportunities for companies (e.g., climate change, resource scarcity, demographic shifts). MSCI ESG Research then rates each company’s exposure to each key issue based on the company’s business segment and geographic risk and analyzes the extent to which companies have developed robust strategies and programs to manage ESG risks and opportunities. MSCI ESG Research scores companies based on both their risk exposure and risk management. To score well on a key issue, MSCI ESG Research assesses management practices, management performance (through demonstrated track record and other quantitative performance indicators), governance structures, and/or implications in controversies, which all may be taken as a proxy for overall management quality. Controversies, including, among other things, issues involving anti-competitive practices, toxic emissions and waste, and health and safety, occurring within the last three years lead to a deduction from the overall management score on each issue. Using a sector-specific key issue weighting model, companies are rated and ranked in comparison to their industry peers. Key issues and weights are reviewed at the end of each calendar year. Corporate governance is always weighted and analyzed for all companies.</p> <p>As of February 28, 2023, there were 3,738 issues in the Underlying Index. As of February 28, 2023, a significant portion of the Underlying Index is represented by securities of companies in the consumer staples and financials industries or sectors. The components of the Underlying Index are likely to change over time.</p> <p>The Underlying Index consists of U.S. dollar-denominated corporate bonds that are investment-grade, fixed-rate and taxable and have remaining maturities of greater than or equal to one year. As of February 28, 2023, the average maturity of the securities in the Underlying Index was 10.95 years and the average credit rating was A3/Baa1. The securities in the Underlying Index are updated on the last business day of each month.</p>
<b>iShares® Fallen Angels USD Bond ETF</b>	<p>The iShares Fallen Angels USD Bond ETF (the “Fund”) seeks to track the investment results of an index composed of U.S. dollar-denominated, high yield corporate bonds that were previously rated investment grade.</p> <p>The Fund seeks to track the investment results of the Bloomberg US High Yield Fallen Angel 3% Capped Index (the “Underlying Index”), which is designed to reflect the performance of U.S. dollar denominated, high yield (as determined by Bloomberg Index Services Limited (the “Index Provider”)) corporate bonds that were previously rated investment grade. Bonds are market value weighted with a 3% cap on each issuer.</p>

Fund Name	Investment Objective and Principal Investment Strategies
<b>iShares® Fallen Angels USD Bond ETF (continued)</b>	<p>The bonds eligible for inclusion in the Underlying Index are U.S. dollar-denominated corporate bonds that: (i) are issued by companies domiciled in countries classified as developed markets by the Index Provider (based primarily on World Bank income classifications); (ii) have an average rating of below-investment grade (as determined by the Index Provider); (iii) previously had an average rating of investment grade; (iv) have at least \$150 million of outstanding face value; (v) have a fixed-rate coupon; and (vi) have at least one year to maturity. In determining whether a bond has an average rating of investment grade or below-investment grade, ratings from Moody's Investors Services, Inc. ("Moody's"), S&amp;P Global Ratings and Fitch Ratings, Inc. ("Fitch") are considered. Securities in the Underlying Index must be rated below-investment grade (lower than "BBB-" by S&amp;P Global Ratings and Fitch, or "Baa3" by Moody's) using the middle rating of Moody's, S&amp;P Global Ratings, or Fitch after dropping the highest and lowest available ratings. When a rating from only two agencies is available, the lower "more conservative" rating is used. When a rating from only one agency is available, that rating is used to determine eligibility in the Underlying Index. If an issue is unrated, the Index Provider may consider expected ratings and/or issuer-level ratings adopted by a ratings agency. There is no limit to the number of issues in the Underlying Index, but as of October 31, 2022, the Underlying Index included approximately 269 constituents. As of October 31, 2022, a significant portion of the Underlying Index is represented by securities of companies in the consumer cyclical and energy industries or sectors. The components of the Underlying Index are likely to change over time.</p>
<b>iShares® Floating Rate Bond ETF</b>	<p>The iShares Floating Rate Bond ETF (the "Fund") seeks to track the investment results of an index composed of U.S. dollar-denominated, investment-grade floating rate bonds with remaining maturities between one month and five years.</p> <p>The Fund seeks to track the investment results of the Bloomberg US Floating Rate Note &lt; 5 Years Index (the "Underlying Index"), which measures the performance of U.S. dollar-denominated, investment-grade (as determined by Bloomberg Index Services Limited) floating rate notes. Securities in the Underlying Index have a remaining maturity of greater than or equal to one month and less than five years, and have \$300 million or more of outstanding face value. As of October 31, 2022, a significant portion of the Underlying Index is represented by securities of companies in the financials industry or sector. As of October 31, 2022, the Underlying Index was composed of securities of companies in the following countries or regions: Australia, Canada, China, Denmark, Finland, France, Germany, Ireland, Japan, the Netherlands, New Zealand, Norway, Singapore, South Korea, Spain, Sweden, Switzerland, the United Kingdom and the U.S. The components of the Underlying Index are likely to change over time. The Underlying Index consists of debt instruments that pay a variable coupon rate, based on a reference rate such as the 3-month London Interbank Offered Rate or the Secured Overnight Financing Rate and a fixed spread. The Underlying Index is market capitalization-weighted and the securities in the Underlying Index are updated on the last calendar day of each month. The Underlying Index may include U.S. registered, dollar-denominated bonds of non-U.S. corporations, governments and supranational entities.</p>
<b>iShares® High Yield Systematic Bond ETF</b>	<p>The iShares High Yield Systematic Bond ETF (formerly known as iShares® High Yield Bond Factor ETF) (the "Fund") seeks to track the investment results of an index composed of U.S. dollar-denominated, high yield corporate bonds.</p> <p>The Fund seeks to track the investment results of the BlackRock High Yield Defensive Bond Index (the "Underlying Index"), which consists of U.S. dollar-denominated, high yield (as determined by BlackRock Index Services, LLC (the "Index Provider")) corporate bonds. Component securities include publicly-issued debt of U.S. corporate issuers, U.S. dollar-denominated, publicly issued debt of non-U.S. corporate issuers, and bonds offered pursuant to Rule 144A under the Securities Act of 1933, as amended (the "1933 Act") with or without registration rights. As of February 28, 2023, a significant portion of the Underlying Index is represented by securities of companies in the energy sector or industry. The components of the Underlying Index are likely to change over time.</p> <p>The securities in the Underlying Index must have \$350 million or more current face amount outstanding, and have at least one year to final maturity, regardless of optionality, at time of rebalance. In addition, the securities in the Underlying Index must be denominated in U.S. dollars and have a fixed-rate, although they can carry a coupon that steps-up (i.e., or changes according to a predetermined schedule), and must be rated below investment-grade, which is below Baa3 by Moody's Investors Service, Inc. ("Moody's") or below BBB- by Standard &amp; Poor's® Global Ratings, a subsidiary of S&amp;P</p>

Fund Name	Investment Objective and Principal Investment Strategies
<b>iShares® High Yield Systematic Bond ETF (continued)</b>	<p>Global (“S&amp;P Global Ratings”) or Fitch Ratings, Inc. (“Fitch”). Eligibility in the Underlying Index is determined by the middle of the three available ratings. When a rating from only two agencies is available, the lower rating is used. When a rating from only one agency is available, that rating is used to determine eligibility in the Underlying Index.</p> <p>The Underlying Index determines constituent weights based on a proprietary methodology which first aims to systematically screen out certain bonds with the highest probability of default (a measure of credit quality) and then optimizes to improve risk-adjusted returns by weighting more heavily to bonds with attractive default-adjusted spreads (a measure of value) while mitigating portfolio risks and limiting turnover. This methodology, unlike the methodologies used by traditional market-value-weighted bond indexes, selects a portion of the component bonds from the broader universe of high yield bonds based on application of analytics measuring the probability of default. The resulting grouping of bonds is referred to as “defensive,” by comparison to other groupings of high yield bonds, because those included in the Underlying Index possess specific characteristics that the index methodology identifies as reducing the risk of default. Key investment characteristics such as duration are constrained to be within a specified range of a broader market-value-weighted high yield bond universe. The Underlying Index is rebalanced on the last business day of each month to reflect changes in eligibility, credit quality and valuation. High yield bonds included in the Underlying Index, like all high yield debt, continue to be subject to a number of risks, including the risk of an issuer default and volatility of the market value of the bonds.</p>
<b>iShares® iBoxx \$ High Yield Corporate Bond ETF</b>	<p>The iShares iBoxx \$ High Yield Corporate Bond ETF (the “Fund”) seeks to track the investment results of an index composed of U.S. dollar-denominated, high yield corporate bonds.</p> <p>The Fund seeks to track the investment results of the Markit iBoxx® USD Liquid High Yield Index (the “Underlying Index”), which is a rules-based index consisting of U.S. dollar-denominated, high yield (as determined by Markit Indices Limited (“Markit”)) corporate bonds for sale in the U.S. The Underlying Index is designed to provide a broad representation of the U.S. dollar-denominated liquid high yield corporate bond market. The Underlying Index is a modified market-value weighted index with a cap on each issuer of 3%. There is no limit to the number of issues in the Underlying Index. As of February 28, 2023, the Underlying Index included approximately 1,175 constituents. As of February 28, 2023, a significant portion of the Underlying Index is represented by securities of companies in the consumer services industry or sector. The components of the Underlying Index are likely to change over time.</p> <p>Bonds in the Underlying Index are selected from the universe of eligible bonds in the Markit iBoxx USD Corporate Bond Index using defined rules. As of the date of this prospectus, the bonds eligible for inclusion in the Underlying Index include U.S. dollar-denominated high yield corporate bonds that: (i) are issued by companies domiciled in countries classified as developed markets by Markit; (ii) have an average rating of sub-investment grade (ratings from Fitch Ratings, Inc., Moody’s Investors Service, Inc. or Standard &amp; Poor’s® Global Ratings, a subsidiary of S&amp;P Global are considered; if more than one agency provides a rating, the average rating is attached to the bond); (iii) are from issuers with at least \$1 billion outstanding face value; (iv) have at least \$400 million of outstanding face value; (v) have an original maturity date of less than 15 years; (vi) have at least one year to maturity; and (vii) have at least one year and 6 months to maturity for new index insertions.</p>
<b>iShares® iBoxx \$ Investment Grade Corporate Bond ETF</b>	<p>The iShares iBoxx \$ Investment Grade Corporate Bond ETF (the “Fund”) seeks to track the investment results of an index composed of U.S. dollar-denominated, investment-grade corporate bonds.</p> <p>The Fund seeks to track the investment results of the Markit iBoxx® USD Liquid Investment Grade Index (the “Underlying Index”), which is a rules-based index consisting of U.S. dollar-denominated, investment-grade (as determined by Markit Indices Limited (“Markit”)) corporate bonds for sale in the U.S. The Underlying Index is designed to provide a broad representation of the U.S. dollar-denominated liquid investment-grade corporate bond market. The Underlying Index is a modified market-value weighted index with a cap on each issuer of 3%. There is no limit to the number of issues in the Underlying Index. As of February 28, 2023, the Underlying Index included approximately 2,570 constituents. As of February 28, 2023, a significant portion of the Underlying Index is represented by securities of companies in the financials industry or sector. The components of the Underlying Index are likely to change over time.</p>



Fund Name	Investment Objective and Principal Investment Strategies
<b>iShares® iBoxx \$ Investment Grade Corporate Bond ETF (continued)</b>	<p>The Underlying Index is a subset of the Markit iBoxx USD Corporate Bond Index, which as of February 28, 2023 is an index of 7,573 investment-grade bonds. Bonds in the Underlying Index are selected from the universe of eligible bonds in the Markit iBoxx USD Corporate Bond Index using defined rules. As of the date of this prospectus, the bonds eligible for inclusion in the Underlying Index consist of U.S. dollar-denominated corporate bonds that: (i) are issued by companies domiciled in countries classified as developed markets by Markit; (ii) have an average rating of investment grade (ratings from Fitch Ratings, Inc., Moody’s Investors Service, Inc. or Standard &amp; Poor’s® Global Ratings, a subsidiary of S&amp;P Global are considered; if more than one agency provides a rating, the average rating is attached to the bond); (iii) are from issuers with at least \$2 billion outstanding face value; (iv) have at least \$750 million of outstanding face value; (v) have at least three years to maturity; and (vi) have at least three years and 6 months to maturity for new index insertions.</p>
<b>iShares® International Treasury Bond ETF</b>	<p>The iShares International Treasury Bond ETF (the “Fund”) seeks to track the investment results of an index composed of non-U.S. developed market government bonds.</p> <p>The Fund seeks to track the investment results of the FTSE World Government Bond Index – Developed Markets Capped Select Index (the “Underlying Index”), which measures the performance of fixed-rate, local currency, investment-grade, sovereign bonds from certain developed markets, and is a subset of the FTSE World Government Bond Index - Developed Markets (WGBI-DM) Index (the “Parent Index”). For a security to be eligible for inclusion in the Underlying Index, the issuing country must be classified by the International Monetary Fund or by the World Bank as a developed country, must meet market accessibility standards (as determined by FTSE Fixed Income LLC), and must have a minimum market size greater than each of USD 50 billion, EUR 40 billion and JPY 5 trillion. Market size is defined as the total outstanding market value of eligible securities. However, the Underlying Index excludes the U.S. The minimum credit rating for entry to the Underlying Index is A- by Standard &amp; Poor’s Financial Services LLC and A3 by Moody’s Investors Service, Inc. The Underlying Index includes bonds having a remaining maturity greater than one year. The market value-based weights of each individual country in the Underlying Index are capped at 21%. Furthermore, the total market weights of the countries with more than 4.6% market weight in the index cannot exceed 47% of the total index weight. Constituent securities of each country are assigned weights in proportion to their market value. The Underlying Index is rebalanced on a monthly basis at month end. As of October 31, 2022, the Underlying Index was composed of 813 components.</p>
<b>iShares® J.P. Morgan EM Corporate Bond ETF</b>	<p>The iShares J.P. Morgan EM Corporate Bond ETF (the “Fund”) seeks to track the investment results of an index composed of U.S. dollar-denominated, emerging market corporate bonds.</p> <p>The Fund seeks to track the investment results of the J.P. Morgan CEMBI Broad Diversified Core Index (the “Underlying Index”), which tracks the performance of the U.S. dollar-denominated emerging market corporate bond market. All bonds included in the Underlying Index are selected according to a set of rule-based inclusion criteria regarding issue size, bond type, maturity, and liquidity. The securities included in the Underlying Index are rebalanced on the last business day of each month. Eligible countries included in the Underlying Index are determined by JPMorgan Chase &amp; Co. or its affiliates (the “Index Provider” or “J.P. Morgan”) based on the Index Provider’s definition of emerging market countries. The Underlying Index includes bonds issued by corporations based in Latin American, Eastern European, Middle Eastern/African, and Asian countries (excluding Japan). Once the universe of emerging markets countries has been defined, the eligible securities from these countries must be selected for inclusion in the Underlying Index. Bonds are eligible for inclusion in the Underlying Index if (i) the issuer is headquartered in an emerging market country, (ii) the issue is 100% guaranteed by an entity within an emerging market economy, or (iii) 100% of the issuer’s operating assets are located within emerging market economies. Eligible individual securities must have a minimum outstanding face value of \$500 million or more. All component securities included in the Underlying Index must be U.S. dollar-denominated bonds with a minimum of 2.5 years to maturity or greater to be eligible for the Underlying Index and a remaining maturity of one year or greater at the time of rebalancing to remain eligible for the Underlying Index. There are no ratings restrictions on either the individual bonds or the country of risk. As a result, the Underlying Index consists of both investment-grade and non-investment-grade bonds (commonly referred to as “junk bonds”). The Underlying Index uses J.P. Morgan’s proprietary market capitalization weighted methodology. The</p>

Fund Name	Investment Objective and Principal Investment Strategies
<b>iShares® J.P. Morgan EM Corporate Bond ETF (continued)</b>	<p>methodology is designed to distribute the weight of each country within the Underlying Index by limiting the weights of countries with higher debt outstanding and reallocating this excess to countries with lower debt outstanding. As of October 31, 2022, the Underlying Index included issuers located in 47 emerging and frontier market countries. Components of the Underlying Index primarily include companies in the financials industry or sector. The components of the Underlying Index are likely to change over time. The Fund will invest in privately issued securities, including those that are S-2 normally purchased pursuant to Rule 144A or Regulation S promulgated under the Securities Act of 1933, as amended.</p>
<b>iShares® J.P. Morgan EM Local Currency Bond ETF</b>	<p>The iShares J.P. Morgan EM Local Currency Bond ETF (the “Fund”) seeks to track the investment results of an index composed of local currency denominated, emerging market sovereign bonds.</p> <p>The Fund seeks to track the investment results of the J.P. Morgan GBI-EM Global Diversified 15% Cap 4.5% Floor Index (the “Underlying Index”), which tracks the performance of local currency-denominated sovereign bond markets of emerging market countries. All bonds included in the Underlying Index are selected according to a set of rule-based inclusion criteria regarding issue size, bond type, maturity, and liquidity. The securities included in the Underlying Index are rebalanced on the last weekday of the month. Eligible countries included in the Underlying Index are determined by JPMorgan Chase &amp; Co. or its affiliates (the “Index Provider” or “J.P. Morgan”) based on the Index Provider’s definition of emerging market countries.</p> <p>Eligible issuer countries must have (1) gross national income (“GNI”) below the Index Income Ceiling (“IIC”) for three consecutive years or (2) an Index Purchasing Power Parity Ratio (the “IPR”) below the EM IPR threshold, each as defined by the Index Provider, for three consecutive years. An existing country may be considered for removal from the Underlying Index if its GNI per capita is above the IIC for three consecutive years and its long-term sovereign credit rating from Standard &amp; Poor’s Global Ratings, Moody’s Investors Service, Inc., and Fitch Ratings, Inc. is A-/A3/A- or above for three consecutive years. For purposes of compiling the Underlying Index, individual country weights are capped at maximum 15% and floored at minimum 4.5%. Eligible individual securities must have a minimum face amount outstanding of U.S. \$1 billion equivalent for onshore local currency bonds and U.S. \$500 million for global bonds (offshore currency linked bonds). All component securities must have at least 2.5 years to maturity from the inclusion date and a remaining maturity of 6 months or greater at the time of rebalancing to remain eligible for the Underlying Index.</p> <p>Floating-rate issues, capitalization/ amortizing bonds, and bonds with callable, puttable or convertible features are not eligible for inclusion in the Underlying Index.</p> <p>As of October 31, 2022, the Underlying Index included securities issued by Brazil, Chile, China, Colombia, Czech Republic, Dominican Republic, Egypt, Hungary, Indonesia, Malaysia, Mexico, Peru, the Philippines, Poland, Romania, Serbia, South Africa, Thailand, Turkey and Uruguay.</p>
<b>iShares® J.P. Morgan USD Emerging Markets Bond ETF</b>	<p>The iShares J.P. Morgan USD Emerging Markets Bond ETF (the “Fund”) seeks to track the investment results of an index composed of U.S. dollar-denominated, emerging market bonds.</p> <p>The Fund seeks to track the investment results of the J.P. Morgan EMBI® Global Core Index (the “Underlying Index”), which is a broad, diverse U.S. dollar-denominated emerging markets debt benchmark that tracks the total return of actively traded external debt instruments in emerging market countries. The methodology is designed to distribute the weight of each country within the Underlying Index by limiting the weights of countries with higher debt outstanding and reallocating this excess to countries with lower debt outstanding.</p> <p>The Underlying Index was composed of 57 countries as of October 31, 2022. As of October 31, 2022, the Underlying Index’s five highest weighted countries were Indonesia, Mexico, Saudi Arabia, Turkey and the United Arab Emirates. The Underlying Index may change its composition and weighting monthly upon rebalancing. The Underlying Index includes both fixed-rate and floating-rate instruments issued by sovereign and quasi-sovereign entities from index-eligible countries. Quasi-sovereign entities are defined as entities that are 100% guaranteed or 100% owned by the national government and reside in the index-eligible country. To be considered for inclusion in the Underlying Index, instruments must (i) be denominated in U.S. dollars, (ii) have a current face amount outstanding of \$1 billion or more, (iii) have at least 2.5</p>

Fund Name	Investment Objective and Principal Investment Strategies
<b>iShares® J.P. Morgan USD Emerging Markets Bond ETF (continued)</b>	<p>years until maturity to be eligible for inclusion and, at each subsequent rebalance, have at least one year until maturity to remain in the index, (iv) be able to settle internationally through Euroclear or another institution domiciled outside the issuing country and (v) have bid and offer prices that are available on a daily and timely basis sourced from a third party valuation vendor. As of October 31, 2022, the Underlying Index consisted of both investment-grade and non-investment-grade bonds (commonly referred to as “junk bonds”), each as defined by JPMorgan Chase &amp; Co. (the “Index Provider”). Convertible bonds are not eligible for inclusion in the Underlying Index. The Underlying Index is market value-weighted and is rebalanced monthly on the last business day of the month. Eligible issuer countries must have (1) gross national income below the Index Income Ceiling for three consecutive years or (2) an Index Purchasing Power Parity Ratio (the “IPR”) below the emerging market IPR threshold, each as defined by the Index Provider, for three consecutive years.</p>
<b>iShares® MBS ETF</b>	<p>The iShares MBS ETF (the “Fund”) seeks to track the investment results of an index composed of investment-grade mortgage-backed pass-through securities issued and/ or guaranteed by U.S. government agencies.</p> <p>The Fund seeks to track the investment results of the Bloomberg U.S. MBS Index (the “Underlying Index”), which measures the performance of investment-grade (as determined by Bloomberg Index Services Limited) mortgage-backed pass-through securities (“MBS”) issued or guaranteed by U.S. government agencies or sponsored entities. The Underlying Index includes fixed-rate MBS issued by the Government National Mortgage Association, Federal National Mortgage Association and Federal Home Loan Mortgage Corporation that have 30-, 20-, or 15-year maturities. All securities in the Underlying Index must have a remaining weighted average maturity of at least one year. In addition, the securities in the Underlying Index must be denominated in U.S. dollars and must be non-convertible. The Underlying Index is market capitalization-weighted and the securities in the Underlying Index are updated on the last business day of each month.</p> <p>As of February 28, 2023, approximately 100% of the bonds represented in the Underlying Index were U.S. agency MBS. Most transactions in MBS occur through standardized contracts for future delivery in which the exact mortgage pools to be delivered are not specified until a few days prior to settlement (to-be-announced transactions). The Fund may enter into such contracts for fixed-rate pass-through securities on a regular basis. The Fund, pending settlement of such contracts, will invest its assets in liquid, short-term instruments, including shares of money market funds advised by BFA or its affiliates. The Fund will assume its pro rata share of the fees and expenses of any money market fund that it may invest in, in addition to the Fund’s own fees and expenses. The Fund may also acquire interests in mortgage pools through means other than such standardized contracts for future delivery.</p>
<b>iShares® Short Treasury Bond ETF</b>	<p>The iShares Short Treasury Bond ETF (the “Fund”) seeks to track the investment results of an index composed of U.S. Treasury bonds with remaining maturities of one year or less.</p> <p>The Fund seeks to track the investment results of the ICE® Short US Treasury Securities Index (the “Underlying Index”), which measures the performance of public obligations of the U.S. Treasury that have a remaining maturity of less than or equal to one year. Under normal circumstances, the Fund will seek to maintain a weighted average maturity of less than one year. Weighted average maturity is the U.S. dollar weighted average of the remaining term to maturity of the underlying securities in the Fund’s portfolio. As of February 28, 2023, there were 104 components in the Underlying Index.</p> <p>The Underlying Index is market value-weighted based on amounts outstanding of issuances consisting of publicly issued U.S. Treasury securities that have a remaining term to final maturity of less than or equal to one year as of the rebalance date and \$1 billion or more of outstanding face value, excluding amounts held by the Federal Reserve System Open Market Account. In addition, the securities in the Underlying Index must have a fixed coupon schedule and be denominated in U.S. dollars. Excluded from the Underlying Index are inflation-linked debt and zero-coupon bonds that have been stripped from coupon-paying bonds (e.g., Separate Trading of Registered Interest and Principal of Securities). However, the amounts outstanding of qualifying coupon securities in the Underlying Index are not reduced by any individual components of such securities (i.e., coupon or principal) that have been stripped after inclusion in the Underlying Index. The Underlying Index is rebalanced on the last calendar day of each month.</p>

Fund Name	Investment Objective and Principal Investment Strategies
<b>iShares® TIPS Bond ETF</b>	<p>The iShares TIPS Bond ETF (the “Fund”) seeks to track the investment results of an index composed of inflation-protected U.S. Treasury bonds.</p> <p>The Fund seeks to track the investment results of the ICE U.S. Treasury Inflation Linked Bond Index (the “Underlying Index”), which tracks the performance of inflation-protected public obligations of the U.S. Treasury, commonly known as “TIPS,” that have a remaining maturity of more than one year. TIPS are securities issued by the U.S. Treasury that are designed to provide inflation protection to investors. TIPS are income-generating instruments whose interest and principal payments are adjusted for inflation — a sustained increase in prices that erodes the purchasing power of money. The inflation adjustment, which is typically applied monthly to the principal of the bond, follows a designated inflation index, the Consumer Price Index (“CPI”), and TIPS’ principal payments are adjusted according to changes in the CPI. A fixed coupon rate is applied to the inflation-adjusted principal so that, as inflation rises, both the principal value and the interest payments increase. This can provide investors with a hedge against inflation, as it helps preserve the purchasing power of an investment. Because of this inflation adjustment feature, inflation-protected bonds typically have lower yields than conventional fixed-rate bonds.</p> <p>Qualifying securities must have more than one year remaining to final maturity as of the rebalancing date and at least \$300 million of outstanding face value, excluding amounts held by the Federal Reserve System Open Market Account (“SOMA”). In addition, the securities in the Underlying Index must have a fixed coupon schedule and must be denominated in U.S. dollars. Excluded from the Underlying Index are government agency debt with or without a government guarantee, securities issued or marketed primarily to retail investors, floating rate notes, cash management and Treasury bills, original issue zero coupon securities and Separate Trading of Registered Interest and Principal Securities. However, the amounts outstanding of qualifying securities in the Underlying Index are not reduced by any portions of such securities that have been stripped after inclusion in the Underlying Index. Index constituents are market capitalization weighted based on amounts outstanding reduced by amounts held by the Federal Reserve SOMA. The Underlying Index is rebalanced on the last calendar day of each month.</p>
<b>iShares® Treasury Floating Rate Bond ETF</b>	<p>The iShares Treasury Floating Rate Bond ETF (the “Fund”) seeks to track the investment results of an index composed of U.S. Treasury floating rate bonds.</p> <p>The Fund seeks to track the investment results of the Bloomberg U.S. Treasury Floating Rate Index (the “Underlying Index”), which is a market capitalization-weighted index that measures the performance of floating rate public obligations of the U.S. Treasury.</p> <p>The securities in the Underlying Index must be denominated in U.S. dollars and must be non-convertible. The securities in the Underlying Index are updated on the last calendar day of each month.</p> <p>The Fund will invest at least 80% of its assets in the component securities of the Underlying Index, and the Fund will invest at least 90% of its assets in U.S. Treasury securities that BlackRock Fund Advisors (“BFA”) believes will help the Fund track the Underlying Index. The Fund will invest no more than 10% of its assets in futures, options and swaps contracts that BFA believes will help the Fund track the Underlying Index. Cash and cash equivalent investments associated with a derivative position will be treated as part of that position for the purposes of calculating the percentage of investments included in the Underlying Index. The Fund seeks to track the investment results of the Underlying Index before fees and expenses of the Fund.</p>
<b>iShares® U.S. Treasury Bond ETF</b>	<p>The iShares U.S. Treasury Bond ETF (the “Fund”) seeks to track the investment results of an index composed of U.S. Treasury bonds.</p> <p>The Fund seeks to track the investment results of the ICE U.S. Treasury Core Bond Index (the “Underlying Index”), which measures the performance of public obligations of the U.S. Treasury. As of October 31, 2022, there were 274 issues in the Underlying Index. The Underlying Index includes publicly-issued U.S. Treasury securities that have a remaining maturity greater than one year and less than or equal to thirty years and have \$300 million or more of outstanding face value, excluding amounts held by the Federal Reserve System (the “Fed”) Open Market Account or bought at issuance by the Fed. As of October 31, 2022, the dollar-weighted average maturity of the Underlying Index was 7.43 years. In addition, the securities in the Underlying Index must be fixed-rate and denominated in U.S. dollars. Excluded from the Underlying Index are inflation-linked securities, cash management bills, Treasury bills, any government agency debt issued with or without a government guarantee and zero coupon issues that have been stripped</p>

**Fund Name****Investment Objective and Principal Investment Strategies****iShares® U.S. Treasury Bond ETF  
(continued)**

from coupon-paying bonds. The Underlying Index is weighted by market capitalization excluding amounts held by the Fed Open Market Account or bought at issuance by the Fed, and the securities in the Underlying Index are updated on the last business day of each month.

# Account Information

## Details About the Share Class

Each Fund currently offers multiple share classes (Class K Shares in this prospectus), each with its own sales charge and expense structure, allowing you to invest in the way that best suits your needs. Each share class represents an ownership interest in the same investment portfolio of the Fund. When you choose your class of shares, you should consider the size of your investment and how long you plan to hold your shares. Only certain investors are eligible to buy Class K Shares. Either your financial professional or your selected securities dealer, broker, investment adviser, service provider or industry professional (including BlackRock and its affiliates) (each, a “Financial Intermediary”) can help you determine whether you are eligible to buy Class K Shares.

Each Fund’s shares are distributed by BlackRock Investments, LLC (the “Distributor”), an affiliate of BlackRock.

The table below summarizes key features of Class K Shares of the Funds.

### Class K Shares at a Glance

<b>Availability</b>	Available only to (i) certain employee benefit plans, such as health savings accounts, and certain employer-sponsored retirement plans (not including SEP IRAs, SIMPLE IRAs and SARSEPs) (collectively, “Employer-Sponsored Retirement Plans”), (ii) collective trust funds, investment companies and other pooled investment vehicles, each of which may purchase shares of the Fund through a Financial Intermediary that has entered into an agreement with the Distributor to purchase such shares, (iii) “Institutional Investors,” which include, but are not limited to, endowments, foundations, family offices, banks and bank trusts, local, city, and state governmental institutions, corporations and insurance company separate accounts, each of which may purchase shares of a Fund through a Financial Intermediary that has entered into an agreement with the Distributor to purchase such shares, (iv) clients of private banks that purchase shares of the Fund through a Financial Intermediary that has entered into an agreement with the Distributor to sell such shares; (v) fee-based advisory platforms of a Financial Intermediary that (a) has specifically acknowledged in a written agreement with the Distributor and/or its affiliate(s) that the Financial Intermediary shall offer such shares to fee-based advisory clients through an omnibus account held at the Fund or (b) transacts in the Fund’s shares through another intermediary that has executed such an agreement and (vi) any other investors who met the eligibility criteria for BlackRock Shares or Class K Shares prior to August 15, 2016 and have continually held Class K Shares of a Fund in the same account since August 15, 2016.
<b>Minimum Investment</b>	\$5 million minimum initial investment for Institutional Investors. There is no minimum initial investment requirement for any Employer-Sponsored Retirement Plans or any other eligible investors other than Institutional Investors. There is no minimum investment amount for additional purchases.
<b>Initial Sales Charge?</b>	No. Entire purchase price is invested in shares of a Fund.
<b>Deferred Sales Charge?</b>	No.
<b>Distribution and Service (12b-1) Fees?</b>	No.
<b>Redemption Fees?</b>	No.

Each Fund reserves the right to modify or waive the above-stated policies at any time.

When Class K Shares are purchased through a customer’s account in an Employer-Sponsored Retirement Plan through procedures established by the Employer-Sponsored Retirement Plan, confirmation of share purchases and redemptions will be sent to the Employer-Sponsored Retirement Plan. A customer’s ownership of shares will be recorded by the Employer-Sponsored Retirement Plan and reflected in the account statements provided by the Employer-Sponsored Retirement Plan to its participants.

If you purchased your shares through an Employer-Sponsored Retirement Plan and you transfer your investment from an Employer-Sponsored Retirement Plan to a type of account, such as an individual retirement account, that is not an eligible Class K Share investor in the Fund, you must liquidate your investment in Class K Shares of the Fund and purchase a share class of the Fund or another fund advised by BlackRock or its affiliates that is available for purchase by that type of account.

For investors not purchasing shares through an Employer-Sponsored Retirement Plan, please see below for information on how to buy, sell, exchange and transfer shares.

### Right of Accumulation

Investors have a “right of accumulation” under which any of the following may be combined with the amount of the current purchase in determining whether an investor qualifies for a breakpoint and a reduced front-end sales charge:

- i. The current value of an investor’s existing Investor A and A1, Investor C, Investor P, Institutional, Class K and Premier Shares in most mutual funds sponsored and advised by BlackRock or its affiliates (“BlackRock Funds”),
- ii. The current value of an investor’s existing shares of certain unlisted closed-end management investment companies sponsored and advised by BlackRock or its affiliates and
- iii. The investment in the BlackRock CollegeAdvantage 529 Program by the investor or by or on behalf of the investor’s spouse and children.

Financial Intermediaries may value current holdings of their customers differently for purposes of determining whether an investor qualifies for a breakpoint and a reduced front-end sales charge, although customers of the same Financial Intermediary will be treated similarly. In order to use this right, the investor must alert BlackRock to the existence of any previously purchased shares.

### How to Buy, Sell, Exchange and Transfer Shares

The chart on the following pages summarizes how to buy, sell, exchange and transfer shares through your Financial Intermediary. If you are not purchasing shares through an Employer-Sponsored Retirement Plan, you may also buy, sell, exchange and transfer shares through BlackRock if your account is held directly with BlackRock. To learn more about buying, selling, exchanging or transferring shares through BlackRock, call (800) 537-4942. Because the selection of a mutual fund involves many considerations, your Financial Intermediary may help you with this decision.

With certain limited exceptions, the Funds are generally available only to investors residing in the United States and may not be distributed by a foreign Financial Intermediary. Under this policy, in order to accept new accounts or additional investments (including by way of exchange from another mutual fund sponsored and advised by BlackRock or its affiliates (a “BlackRock Fund”)) into existing accounts, a Fund generally requires that (i) a shareholder that is a natural person be a U.S. citizen or resident alien, in each case residing within the United States or a U.S. territory (including APO/FPO/DPO addresses), and have a valid U.S. taxpayer identification number, and (ii) a Financial Intermediary or a shareholder that is an entity be domiciled in the United States and have a valid U.S. taxpayer identification number or be domiciled in a U.S. territory and have a valid U.S. taxpayer identification number or IRS Form W-8. Any existing account that is updated to reflect a non-U.S. address will also be restricted from making additional investments.

Each Fund may reject any purchase order, modify or waive the minimum initial or subsequent investment requirements for any shareholders and suspend and resume the sale of any share class of the Fund at any time for any reason. In addition, a Fund may waive certain requirements regarding the purchase, sale, exchange or transfer of shares described below.

Under certain circumstances, if no activity occurs in an account within a time period specified by state law, a shareholder’s shares in a Fund may be transferred to that state.

### How to Buy Shares

	Your Choices	Important Information for You to Know
<b>Initial Purchase</b>	Determine the amount of your investment	There is no minimum initial investment for any Employer-Sponsored Retirement Plans or any other investors other than Institutional Investors. For Institutional Investors, there is a \$5 million minimum initial investment for all accounts.

	Your Choices	Important Information for You to Know
<b>Initial Purchase (continued)</b>	Have your Financial Intermediary submit your purchase order	The price of your shares is based on the next calculation of the Fund's net asset value after your order is placed. Any purchase orders placed prior to the close of business on the New York Stock Exchange (the "NYSE") (generally 4:00 p.m. Eastern time) will be priced at the net asset value determined that day. Certain Financial Intermediaries, however, may require submission of orders prior to that time. Purchase orders placed after that time will be priced at the net asset value determined on the next business day. A broker-dealer or financial institution maintaining the account in which you hold shares may charge a separate account, service or transaction fee on the purchase or sale of Fund shares that would be in addition to the fees and expenses shown in the Fund's "Fees and Expenses" table. Each Fund may reject any order to buy shares and may suspend the sale of shares at any time. Certain Financial Intermediaries may charge a processing fee to confirm a purchase.
	Or contact BlackRock (for accounts held directly with BlackRock)	For investors not purchasing shares through an Employer-Sponsored Retirement Plan, to purchase shares directly from BlackRock, call (800) 537-4942 and request a new account application.
<b>Add to Your Investment</b>	Purchase additional shares	There is no minimum investment amount for additional purchases.
	Have your Financial Intermediary submit your purchase order for additional shares	To purchase additional shares, you may contact your Financial Intermediary or Employer-Sponsored Retirement Plan.
	Or contact BlackRock (for accounts held directly with BlackRock)	For investors not purchasing shares through an Employer-Sponsored Retirement Plan: <b>Purchase by Telephone:</b> Call the Fund at (800) 537-4942 and speak with one of our representatives. The Fund has the right to reject any telephone request for any reason. <b>Purchase by Internet:</b> You may purchase your shares, and view activity in your account, by logging onto the BlackRock website at <a href="http://www.blackrock.com">www.blackrock.com</a> . Purchases made on the Internet using the Automated Clearing House ("ACH") will have a trade date that is the day after the purchase is made. Certain institutional clients' purchase orders placed by wire prior to the close of business on the NYSE will be priced at the net asset value determined that day. Contact your Financial Intermediary or BlackRock for further information. Limits on amounts that may be purchased via Internet may vary. For additional information call BlackRock at (800) 537-4942. Please read the On-Line Services Disclosure Statement and User Agreement, the Terms and Conditions page and the Consent to Electronic Delivery Agreement (if you consent to electronic delivery), before attempting to transact online. The Fund employs reasonable procedures to confirm that transactions entered over the Internet are genuine. By entering into the User Agreement with the Fund in order to open an account through the website, the shareholder waives any right to reclaim any losses from the Fund or any of its affiliates incurred through fraudulent activity.
Acquire additional shares by reinvesting dividends and capital gains	All dividends and capital gains distributions are automatically reinvested in shares of the Fund at net asset value. To make any changes to your dividend and/or capital gains distributions options, please call BlackRock at (800) 537-4942 (for investors who are not purchasing shares through an Employer-Sponsored Retirement Plan) or contact your Financial Intermediary.	



	Your Choices	Important Information for You to Know
<b>How to Pay for Shares</b>	Making payment for purchases	<p>If you are purchasing shares through an Employer-Sponsored Retirement Plan, payment for an order must be made in Federal funds or other immediately available funds by the time specified by your Financial Intermediary, but in no event later than 4:00 p.m. (Eastern time) on the first business day following the receipt of the order. If payment is not received by this time, the order will be canceled and you and your Financial Intermediary will be responsible for any loss to the Fund.</p> <p>If you are not purchasing shares through an Employer-Sponsored Retirement Plan, payment for shares must normally be made in Federal funds or other immediately available funds by the time specified by your Financial Intermediary but in no event later than 4:00 p.m. (Eastern time) on the first business day following the receipt of the order. Payment may also, at the discretion of the Fund, be made in the form of securities that are permissible investments for the respective fund. If payment is not received by this time, the order will be canceled and you and your Financial Intermediary will be responsible for any loss to the Fund.</p>

## How to Sell Shares

	Your Choices	Important Information for You to Know
<b>Full or Partial Redemption of Shares</b>	Have your Financial Intermediary submit your sales order	<p>If you purchased shares through an Employer-Sponsored Retirement Plan, you can make redemption requests through your Financial Intermediary in accordance with the procedures applicable to your accounts. These procedures may vary according to the type of account and the Financial Intermediary involved, and customers should consult their Financial Intermediary in this regard. Financial Intermediaries are responsible for transmitting redemption orders and crediting their customers' accounts with redemption proceeds on a timely basis. Information relating to such redemption services and charges to process a redemption of shares, if any, should be obtained by customers from their Financial Intermediaries.</p> <p>If you did not purchase your shares through an Employer-Sponsored Retirement Plan, you can make redemption requests through your Financial Intermediary.</p> <p>The price of Class K Shares is based on the next calculation of the Fund's net asset value after your order is placed. For your redemption request to be priced at the net asset value on the day of your request, you must submit your request to your Financial Intermediary prior to that day's close of business on the NYSE (generally, 4:00 p.m. Eastern time). Certain Financial Intermediaries, however, may require submission of orders prior to that time. Any redemption request placed after that time will be priced at the net asset value at the close of business on the next business day.</p> <p>Regardless of the method the Fund uses to make payment of your redemption proceeds (check or wire), your redemption proceeds typically will be sent one to two business days after your request is submitted, but in any event, within seven days.</p> <p>Certain Financial Intermediaries may charge a fee to process a redemption of shares.</p> <p>The Fund may reject an order to sell shares under certain circumstances.</p>
	Selling shares held directly with BlackRock	<p><b>Methods of Redeeming if You Did Not Purchase Your Shares Through an Employer-Sponsored Retirement Plan</b></p> <p><b>Redeem by Telephone:</b> You may sell shares held at BlackRock by telephone request. Call (800) 537-4942 for details.</p> <p>The Fund, its administrator and the Distributor will employ reasonable procedures to confirm that instructions communicated by telephone are genuine. The Fund and its service providers will not be liable for any loss, liability, cost or expense for acting upon telephone instructions</p>

**Your Choices**

**Important Information for You to Know**

**Full or Partial Redemption of Shares (continued)**

Selling shares held directly with BlackRock (continued)

that are reasonably believed to be genuine in accordance with such procedures. The Fund may refuse a telephone redemption request if it believes it is advisable to do so.

During periods of substantial economic or market change, telephone redemptions may be difficult to complete. Please find alternative redemption methods below.

**Redeem by Internet:** You may redeem in your account, by logging onto the BlackRock website at [www.blackrock.com](http://www.blackrock.com). Proceeds from Internet redemptions will be sent via wire to the bank account of record.

**Redeem in Writing:** Redemption requests may be sent in proper form to BlackRock, P.O. Box 534429, Pittsburgh, Pennsylvania 15253-4429 or for overnight delivery, Attention: 534429, 500 Ross Street 154-0520, Pittsburgh, Pennsylvania 15262. Under certain circumstances, a medallion signature guarantee will be required.

**Payment of Redemption Proceeds**

Redemption proceeds may be paid by check or, if the Fund has verified banking information on file, by wire transfer.

**Payment by Check:** BlackRock will normally mail redemption proceeds within three business days following receipt of a properly completed request, but in any event within seven days. Shares can be redeemed by telephone and the proceeds sent by check to the shareholder at the address on record. Shareholders will pay \$15 for redemption proceeds sent by check via overnight mail. You are responsible for any additional charges imposed by your bank for this service.

The Fund reserves the right to reinvest any dividend or distribution amounts (e.g., income dividends or capital gains) which you have elected to receive by check should your check be returned as undeliverable or remain uncashed for more than 6 months. No interest will accrue on amounts represented by uncashed checks. Your check will be reinvested in your account at the net asset value next calculated, on the day of the investment. When reinvested, those amounts are subject to the risk of loss like any fund investment. If you elect to receive distributions in cash and a check remains undeliverable or uncashed for more than 6 months, your cash election may also be changed automatically to reinvest and your future dividend and capital gains distributions will be reinvested in the Fund at the net asset value as of the date of payment of the distribution.

**Payment by Wire Transfer:** Payment for redeemed shares for which a redemption order is received before 4:00 p.m. (Eastern time) on a business day is normally made in Federal funds wired to the redeeming shareholder on the next business day, provided that the Fund's custodian is also open for business. Payment for redemption orders received after 4:00 p.m. (Eastern time) or on a day when the Fund's custodian is closed is normally wired in Federal funds on the next business day following redemption on which the Fund's custodian is open for business. The Fund reserves the right to wire redemption proceeds within seven days after receiving a redemption order if, in the judgment of the Fund, an earlier payment could adversely affect the Fund. Shares can be redeemed by Federal wire transfer to a single previously designated bank account. No charge for wiring redemption payments with respect to Class K Shares is imposed by the Fund. You are responsible for any additional charges imposed by your bank for wire transfers.

The Fund is not responsible for the efficiency of the Federal wire system or the shareholder's firm or bank. To change the name of the single, designated bank account to receive wire redemption proceeds, it is necessary to send a written request to the Fund at the address on the back cover of this prospectus.

\*\*\*

	<b>Your Choices</b>	<b>Important Information for You to Know</b>
<b>Full or Partial Redemption of Shares (continued)</b>	Selling shares held directly with BlackRock (continued)	If you make a redemption request before the Fund has collected payment for the purchase of shares, the Fund may delay mailing your proceeds. This delay will usually not exceed ten days.
<b>Redemption Proceeds</b>		<p>Under normal circumstances, each Fund expects to meet redemption requests by using cash or cash equivalents in its portfolio or by selling portfolio assets to generate cash. During periods of stressed market conditions, when a significant portion of the Fund's portfolio may be comprised of less-liquid investments, the Fund may be more likely to limit cash redemptions and may determine to pay redemption proceeds by (i) borrowing under a line of credit it has entered into with a group of lenders, (ii) borrowing from another BlackRock Fund pursuant to an interfund lending program, to the extent permitted by the Fund's investment policies and restrictions as set forth in the SAI, and/or (iii) transferring portfolio securities in-kind to you. The SAI includes more information about the Fund's line of credit and interfund lending program, to the extent applicable.</p> <p>If the Fund pays redemption proceeds by transferring portfolio securities in-kind to you, you may pay transaction costs to dispose of the securities, and you may receive less for them than the price at which they were valued for purposes of redemption.</p>

## How to Exchange Shares or Transfer Your Account

	<b>Your Choices</b>	<b>Important Information for You to Know</b>
<b>Exchange Privilege</b>	Selling shares of one BlackRock Fund to purchase shares of another BlackRock Fund ("exchanging")	<p>Class K Shares of the Fund are generally exchangeable for shares of the same class of another BlackRock Fund, to the extent such shares are offered by your Financial Intermediary. Investors who currently own Class K Shares of the Fund may make exchanges into Class K Shares of other BlackRock Funds except for investors holding shares through certain client accounts at Financial Intermediaries that are omnibus with the Fund and do not meet applicable minimums. There is no required minimum amount with respect to exchanges of Class K Shares. You may only exchange into Class K Shares of a BlackRock Fund that is open to new investors or in which you have a current account, if the BlackRock Fund is closed to new investors.</p> <p>To exercise the exchange privilege, you may contact your Financial Intermediary. Alternatively, if your account is held directly with BlackRock, you may: (i) call (800) 537-4942 and speak with one of our representatives, (ii) make the exchange via the Internet by accessing your account online at <a href="http://www.blackrock.com">www.blackrock.com</a> or (iii) send a written request to the Fund at the address on the back cover of this prospectus. Please note, if you indicated on your new account application that you did not want the Telephone Exchange Privilege, you will not be able to place exchanges via the telephone until you update this option either in writing or by calling (800) 537-4942. The Fund has the right to reject any telephone request for any reason.</p> <p>Although there is currently no limit on the number of exchanges that you can make, the exchange privilege may be modified or terminated at any time in the future. The Fund may suspend or terminate your exchange privilege at any time for any reason, including if the Fund believes, in its sole discretion, that you are engaging in market timing activities. See "Short-Term Trading Policy" below. For U.S. federal income tax purposes a share exchange is a taxable event and a capital gain or loss may be realized. Please consult your tax adviser or other Financial Intermediary before making an exchange request.</p>
<b>Transfer Shares to Another Financial Intermediary</b>	Transfer to a participating Financial Intermediary	You may transfer your Class K Shares of the Fund only to another Financial Intermediary that has entered into an agreement with the Distributor. Certain shareholder services may not be available for the transferred shares. All future trading of these assets must be coordinated by the receiving firm. Please contact your Financial Intermediary to accomplish the transfer of your Class K Shares.

	Your Choices	Important Information for You to Know
<b>Transfer Shares to Another Financial Intermediary (continued)</b>	Transfer to a non-participating Financial Intermediary	You must either: <ul style="list-style-type: none"> <li>• Transfer your Class K Shares to an account with the Fund; or</li> <li>• Sell your Class K Shares.</li> </ul> Please contact your Financial Intermediary to accomplish the transfer of your Class K Shares.

### **Additional Purchase and Redemption Information Applicable to the Funds if You Are Not Purchasing Shares Through an Employer-Sponsored Retirement Plan**

If you are not purchasing shares through an Employer-Sponsored Retirement Plan, a Fund may authorize one or more banks, savings and loan associations and other financial institutions (each a “Service Organization”) to accept purchase and redemption orders on its behalf. Such Service Organizations may be authorized to designate other intermediaries to accept purchase and redemption orders on the Fund’s behalf. If you purchase or redeem shares through a Service Organization or its designee, that entity may have its own deadlines for the receipt of the purchase or redemption order that may be earlier than those stated in the prospectus. The Fund will be deemed to have received a purchase or redemption order when a Service Organization or, if applicable, that Service Organization’s authorized designee, accepts the order. These orders will be priced at the Fund’s net asset value per share next calculated after they are so accepted.

### **Funds’ Rights**

Each Fund may:

- Suspend the right of redemption if trading is halted or restricted on the NYSE or under other emergency conditions described in the Investment Company Act;
- Postpone the date of payment upon redemption if trading is halted or restricted on the NYSE or under other emergency conditions described in the Investment Company Act or if a redemption request is made before the Fund has collected payment for the purchase of shares;
- Redeem shares for property other than cash as may be permitted under the Investment Company Act; and
- Redeem shares involuntarily in certain cases, such as when the value of a shareholder account falls below a specified level.

**Note on Low Balance Accounts.** Because of the high cost of maintaining smaller shareholder accounts, BlackRock has set a minimum balance of \$500 in each Fund position you hold within your account (“Fund Minimum”), and may redeem the shares in your account if the net asset value of those shares in your account falls below \$500 for any reason, including market fluctuation.

You will be notified that the value of your account is less than the Fund Minimum before the Fund makes any involuntary redemption. This notification will provide you with a 90 calendar day period to make an additional investment in order to bring the value of your account to at least \$500 before the Fund makes an involuntary redemption. This involuntary redemption will not charge any deferred sales charge, and may not apply to accounts of certain employer-sponsored retirement plans (not including IRAs), qualified state tuition plan (529 Plan) accounts, and select fee-based programs at your Financial Intermediary.

### **Short-Term Trading Policy**

The Board has determined that the interests of long-term shareholders and a Fund’s ability to manage its investments may be adversely affected when shares are repeatedly bought, sold or exchanged in response to short-term market fluctuations — also known as “market timing.” The Funds are not designed for market timing organizations or other entities using programmed or frequent purchases and sales or exchanges. The exchange privilege is not intended as a vehicle for short-term trading. Excessive purchase and sale or exchange activity may interfere with portfolio management, increase expenses and taxes and may have an adverse effect on the performance of a Fund and its returns to shareholders. For example, large flows of cash into and out of a Fund may require the management team to allocate a significant amount of assets to cash or other short-term investments or sell securities, rather than maintaining such assets in securities selected to achieve the Fund’s investment objective. Frequent trading may cause a Fund to sell securities at less favorable prices, and transaction costs, such as brokerage commissions, can reduce a Fund’s performance.

A fund's investment in non-U.S. securities is subject to the risk that an investor may seek to take advantage of a delay between the change in value of a fund's portfolio securities and the determination of the fund's net asset value as a result of different closing times of U.S. and non-U.S. markets by buying or selling fund shares at a price that does not reflect their true value. A similar risk exists for funds that invest in securities of small capitalization companies, securities of issuers located in emerging markets or high yield securities (junk bonds) that are thinly traded and therefore may have actual values that differ from their market prices. This short-term arbitrage activity can reduce the return received by long-term shareholders. A Fund will seek to eliminate these opportunities by using fair value pricing, as described in "Management of the Funds— Valuation of Fund Investments" below.

Each Fund discourages market timing and seeks to prevent frequent purchases and sales or exchanges of Fund shares that it determines may be detrimental to a Fund or long-term shareholders. The Board has approved the policies discussed below to seek to deter market timing activity. The Board has not adopted any specific numerical restrictions on purchases, sales and exchanges of Fund shares because certain legitimate strategies will not result in harm to a Fund or its shareholders.

If as a result of its own investigation, information provided by a Financial Intermediary or other third party, or otherwise, a Fund believes, in its sole discretion, that your short-term trading is excessive or that you are engaging in market timing activity, it reserves the right to reject any specific purchase or exchange order. If a Fund rejects your purchase or exchange order, you will not be able to execute that transaction, and the Fund will not be responsible for any losses you therefore may suffer. For transactions placed directly with a Fund, the Fund may consider the trading history of accounts under common ownership or control for the purpose of enforcing these policies. Transactions placed through the same Financial Intermediary on an omnibus basis may be deemed part of a group for the purpose of this policy and may be rejected in whole or in part by a Fund. Certain accounts, such as omnibus accounts and accounts at Financial Intermediaries, however, include multiple investors and such accounts typically provide a Fund with net purchase or redemption and exchange requests on any given day where purchases, redemptions and exchanges of shares are netted against one another and the identity of individual purchasers, redeemers and exchangers whose orders are aggregated may not be known by a Fund. While the Fund monitors for market timing activity, the Fund may be unable to identify such activities because the netting effect in omnibus accounts often makes it more difficult to locate and eliminate market timers from the Fund. The Distributor has entered into agreements with respect to Financial Intermediaries that maintain omnibus accounts with the Transfer Agent pursuant to which such Financial Intermediaries undertake to cooperate with the Distributor in monitoring purchase, exchange and redemption orders by their customers in order to detect and prevent short-term or excessive trading in the Fund's shares through such accounts. Identification of market timers may also be limited by operational systems and technical limitations. In the event that a Financial Intermediary is determined by a Fund to be engaged in market timing or other improper trading activity, the Fund's Distributor may terminate such Financial Intermediary's agreement with the Distributor, suspend such Financial Intermediary's trading privileges or take other appropriate actions.

There is no assurance that the methods described above will prevent market timing or other trading that may be deemed abusive.

The Fund may from time to time use other methods that it believes are appropriate to deter market timing or other trading activity that may be detrimental to the Fund or long-term shareholders.

# Management of the Funds

## **BlackRock**

BlackRock, each Fund's investment adviser, manages each Fund's investments and its business operations subject to the oversight of the Board of the Trust. While BlackRock is ultimately responsible for the management of the Funds, it is able to draw upon the trading, research and expertise of its asset management affiliates for portfolio decisions and management with respect to certain portfolio securities. BlackRock is an indirect, wholly-owned subsidiary of BlackRock, Inc.

BlackRock, a registered investment adviser, was organized in 1994 to perform advisory services for investment companies. BlackRock and its affiliates had approximately \$10.009 trillion in investment company and other portfolio assets under management as of December 31, 2023.

BlackRock will not receive any management fees from the Funds for its investment advisory services.

BlackRock has agreed to cap net expenses (excluding (i) interest, taxes, dividends tied to short sales, brokerage commissions, and other expenditures which are capitalized in accordance with generally accepted accounting principles; (ii) a Fund's pro rata share of the fees and expenses incurred indirectly by the Fund as a result of investing in other investment companies; (iii) other expenses attributable to, and incurred as a result of, a Fund's investments; and (iv) extraordinary expenses (including litigation expenses) not incurred in the ordinary course of a Fund's business, if any) of Class K Shares of the Funds at the levels shown below and in each Fund's fees and expenses table in the "Fund Overview" section of this prospectus. Items (i), (ii), (iii) and (iv) in the preceding sentence are referred to in this prospectus as "Dividend Expense, Interest Expense, Acquired Fund Fees and Expenses and certain other Fund expenses." To achieve these expense caps, BlackRock has agreed to waive and/or reimburse fees or expenses if these operating expenses exceed a certain limit.

With respect to the 20/80 Fund, 40/60 Fund, 60/40 Fund and 80/20 Fund, BlackRock has contractually agreed to waive and/or reimburse fees or expenses in order to limit Total Annual Fund Operating Expenses to the amounts noted in the table below.

	<b>Contractual Caps<sup>1</sup> on Total Annual Fund Operating Expenses* (excluding Dividend Expense, Interest Expense, Acquired Fund Fees and Expenses and certain other Fund expenses)</b>
<b>20/80 Fund</b>	
Class K	0.07%
<b>40/60 Fund</b>	
Class K	0.07%
<b>60/40 Fund</b>	
Class K	0.07%
<b>80/20 Fund</b>	
Class K	0.07%

\* As a percentage of average daily net assets.

<sup>1</sup> The contractual caps are in effect through June 30, 2025. The contractual agreement may be terminated upon 90 days' notice by a majority of the non-interested trustees of the Trust or by a vote of a majority of the outstanding voting securities of a Fund.

A discussion of the basis for the Board's approval of the Management Agreement with BlackRock with respect to each of the Funds is included in the Fund's annual shareholder report for the fiscal year ended September 30, 2023.

From time to time, a manager, analyst, or other employee of BlackRock or its affiliates may express views regarding a particular asset class, company, security, industry, or market sector. The views expressed by any such person are the views of only that individual as of the time expressed and do not necessarily represent the views of BlackRock or any

other person within the BlackRock organization. Any such views are subject to change at any time based upon market or other conditions and BlackRock disclaims any responsibility to update such views. These views may not be relied on as investment advice and, because investment decisions for each Fund are based on numerous factors, may not be relied on as an indication of trading intent on behalf of a Fund.

## **Portfolio Manager Information**

Information regarding the portfolio managers of the Funds is set forth below. Further information regarding the portfolio managers, including other accounts managed, compensation, ownership of Fund shares, and possible conflicts of interest, is available in the Funds' SAI.

Each Fund is managed by a team of financial professionals. Michael Gates, CFA, and Lisa O'Connor, CFA, are jointly and primarily responsible for the day-to-day management of each Fund.

<b>Portfolio Manager</b>	<b>Primary Role</b>	<b>Since</b>	<b>Title and Recent Biography</b>
Michael Gates, CFA	Jointly and primarily responsible for the day-to-day management of the Funds, including setting each Fund's overall investment strategy and overseeing the management of the Funds.	2015	Managing Director of BlackRock, Inc. since 2018; Director of BlackRock, Inc. from 2009 to 2017; portfolio manager and member of BlackRock's Multi-Asset Strategies Group since 2012; lead portfolio manager for U.S. strategic and income models since 2011; employee of BlackRock, Inc. and legacy Barclays Global Investors since 1999.
Lisa O'Connor, CFA	Jointly and primarily responsible for the day-to-day management of the Funds, including setting each Fund's overall investment strategy and overseeing the management of the Funds.	2019	Managing Director of BlackRock, Inc. since 2017; Managing Director of State Street Global Advisors from 2013 to 2017; Managing Director of Mellon Capital Management from 2001 to 2013; Director of BuySide Direct in 2000; Derivatives portfolio manager and trader at Mellon Capital Management from 1998 to 2000; Vice President of Coutts & Co. from 1996 to 1998; equity derivatives analyst from 1993 to 1996.

## **Conflicts of Interest**

The investment activities of BlackRock and its affiliates (including BlackRock, Inc. and its subsidiaries (collectively, the "Affiliates")), and their respective directors, officers or employees, in the management of, or their interest in, their own accounts and other accounts they manage, may present conflicts of interest that could disadvantage the Funds and their shareholders.

BlackRock and its Affiliates provide investment management services to other funds and discretionary managed accounts that may follow investment programs similar to that of the Funds. BlackRock and its Affiliates are involved worldwide with a broad spectrum of financial services and asset management activities and may engage in the ordinary course of business in activities in which their interests or the interests of their clients may conflict with those of the Funds. BlackRock or one or more Affiliates act or may act as an investor, research provider, investment manager, commodity pool operator, commodity trading advisor, financier, underwriter, adviser, trader, lender, index provider, agent and/or principal, and have other direct and indirect interests in securities, currencies, commodities, derivatives and other instruments in which the Funds may directly or indirectly invest. The Funds may invest in securities of, or engage in other transactions with, companies with which an Affiliate has significant debt or equity investments or other interests. The Funds may also invest in issuances (such as structured notes) by entities for which an Affiliate provides and is compensated for cash management services relating to the proceeds from the sale of such issuances. The Funds also may invest in securities of, or engage in other transactions with, companies for which an Affiliate provides or may in the future provide research coverage. An Affiliate may have business relationships with, and purchase, or distribute or sell services or products from or to, distributors, consultants or others who recommend the Funds or who engage in transactions with or for the Funds, and may receive compensation for such services. BlackRock or one or more Affiliates may engage in proprietary trading and advise accounts and funds that have investment objectives similar to those of the Funds and/or that engage in and compete for transactions in the same types of securities, currencies and other instruments as the Funds. This may include transactions in securities issued by other open-end and closed-end investment companies (which may include investment companies that are affiliated with the Funds and BlackRock, to the extent permitted under the Investment Company Act). The trading activities of

BlackRock and these Affiliates are carried out without reference to positions held directly or indirectly by the Funds and may result in BlackRock or an Affiliate having positions in certain securities that are senior or junior to, or have interests different from or adverse to, the securities that are owned by the Funds.

Neither BlackRock nor any Affiliate is under any obligation to share any investment opportunity, idea or strategy with the Funds. As a result, an Affiliate may compete with the Funds for appropriate investment opportunities. The results of a Fund's investment activities, therefore, may differ from those of an Affiliate and of other accounts managed by BlackRock or an Affiliate, and it is possible that a Fund could sustain losses during periods in which one or more Affiliates and other accounts achieve profits on their trading for proprietary or other accounts. The opposite result is also possible.

In addition, the Funds may, from time to time, enter into transactions in which BlackRock or an Affiliate or their directors, officers or employees or other clients have an adverse interest. Furthermore, transactions undertaken by clients advised or managed by BlackRock or its Affiliates may adversely impact the Funds. Transactions by one or more clients or BlackRock or its Affiliates or their directors, officers or employees, may have the effect of diluting or otherwise disadvantaging the values, prices or investment strategies of the Funds. The Funds' activities may be limited because of regulatory restrictions applicable to BlackRock or one or more Affiliates and/or their internal policies designed to comply with such restrictions.

Under a securities lending program approved by the Board, the Trust, on behalf of each Fund, has retained BlackRock Investment Management, LLC, an Affiliate of BlackRock, to serve as the securities lending agent for the Funds to the extent that the Funds participate in the securities lending program. For these services, the securities lending agent will receive a fee from the Funds, including a fee based on the returns earned on the Funds' investment of the cash received as collateral for the loaned securities. In addition, one or more Affiliates may be among the entities to which the Funds may lend their portfolio securities under the securities lending program.

The activities of BlackRock and its Affiliates and their respective directors, officers or employees, may give rise to other conflicts of interest that could disadvantage the Funds and their shareholders. BlackRock has adopted policies and procedures designed to address these potential conflicts of interest. See the SAI for further information.

## ***Valuation of Fund Investments***

---

When you buy shares, you pay the net asset value, plus any applicable sales charge. This is the offering price. Shares are also redeemed at their net asset value. The net asset value used in determining your share price is the next one calculated after your purchase or redemption order is received. The net asset value of each class of shares normally is determined once daily Monday through Friday, generally as of the close of regular trading hours of the New York Stock Exchange ("NYSE") (normally 4:00 p.m., Eastern time), on each day that the NYSE is open for trading, based on prices at the time of closing, provided that any Fund assets or liabilities denominated in currencies other than the U.S. dollar are translated into U.S. dollars at the prevailing market rates on the date of valuation as quoted by one or more data service providers. The net asset value of shares is calculated by dividing the value of the net assets of each class of shares (i.e., the value of its total assets less total liabilities) by the total number of outstanding shares of the class, generally rounded to the nearest cent.

Equity securities and other instruments for which market quotations are readily available are valued at market value, which is generally determined using the last reported closing price or, if a reported closing price is not available, the last traded price on the exchange or market on which the security or instrument is primarily traded at the time of valuation. Each Fund values fixed-income portfolio securities and non-exchange traded derivatives using last available bid prices or current market quotations provided by dealers or prices (including evaluated prices) supplied by the Fund's approved independent third-party pricing services, each in accordance with valuation procedures approved by the Board. Pricing services may use matrix pricing or valuation models that utilize certain inputs and assumptions to derive values. Pricing services generally value fixed-income securities assuming orderly transactions of institutional round lot size, but a Fund may hold or transact in such securities in smaller, odd lot sizes. Odd lots may trade at lower prices than institutional round lots. Short-term debt securities with remaining maturities of 60 days or less may be valued on the basis of amortized cost.

The value of the securities and other assets and liabilities held by the Fund are determined pursuant to BlackRock's valuation policies and procedures. BlackRock has been designated by the Board as the valuation designee for the Fund pursuant to Rule 2a-5 under the Investment Company Act.

Equity securities and other equity instruments for which market quotations are readily available are valued at market value, which is generally determined using the last reported official closing price or, if a reported closing price is not available, the last traded price on the exchange or market on which the security or instrument is primarily traded at the



time of valuation. Shares of underlying open-end funds (including money market funds) are valued at net asset value. Shares of underlying exchange-traded closed-end funds or other ETFs are valued at their most recent closing price.

The Fund values fixed-income portfolio securities using last available bid prices or current market quotations provided by dealers or prices (including evaluated prices) supplied by the Fund's approved independent third-party pricing services, each in accordance with BlackRock's valuation policies and procedures. Pricing services may use matrix pricing or valuation models that utilize certain inputs and assumptions to derive values. Pricing services generally value fixed-income securities assuming orderly transactions of an institutional round lot size, but the Fund may hold or transact in such securities in smaller odd lot sizes. Odd lots may trade at lower prices than institutional round lots. An amortized cost method of valuation may be used with respect to debt obligations with 60 days or less remaining to maturity unless BlackRock determines in good faith that such method does not represent fair value.

Generally, trading in non-U.S. securities, U.S. government securities, money market instruments and certain fixed-income securities is substantially completed each day at various times prior to the close of business on the NYSE. The values of such securities used in computing the net asset value of the Fund's shares are determined as of such times.

When market quotations are not readily available or are believed by BlackRock to be unreliable, BlackRock will fair value the Fund's investments in accordance with its policies and procedures. BlackRock may conclude that a market quotation is not readily available or is unreliable if a security or other asset or liability does not have a price source due to its lack of trading or other reasons, if a market quotation differs significantly from recent price quotations or otherwise no longer appears to reflect fair value, where the security or other asset or liability is thinly traded, when there is a significant event subsequent to the most recent market quotation, or if the trading market on which a security is listed is suspended or closed and no appropriate alternative trading market is available. A "significant event" is deemed to occur if BlackRock determines, in its reasonable business judgment prior to or at the time of pricing the Fund's assets or liabilities, that the event is likely to cause a material change to the closing market price of one or more assets held by, or liabilities of, the Fund.

For certain foreign assets, a third-party vendor supplies evaluated, systematic fair value pricing based upon the movement of a proprietary multi-factor model after the relevant foreign markets have closed. This systematic fair value pricing methodology is designed to correlate the prices of foreign assets following the close of the local markets to the price that might have prevailed as of the Fund's pricing time.

Fair value represents a good faith approximation of the value of an asset or liability. The fair value of an asset or liability held by the Fund is the amount the Fund might reasonably expect to receive from the current sale of that asset or the cost to extinguish that liability in an arm's-length transaction. Valuing the Fund's investments using fair value pricing will result in prices that may differ from current market valuations and that may not be the prices at which those investments could have been sold during the period in which the particular fair values were used.

The Fund may accept orders from certain authorized Financial Intermediaries or their designees. The Fund will be deemed to receive an order when accepted by the Financial Intermediary or designee, and the order will receive the net asset value next computed by the Fund after such acceptance. If the payment for a purchase order is not made by a designated later time, the order will be canceled and the Financial Intermediary could be held liable for any losses.

## ***Dividends, Distributions and Taxes***

---

### **BUYING A DIVIDEND**

Unless your investment is in a tax-deferred account, you may want to avoid buying shares shortly before a Fund pays a dividend. The reason? If you buy shares when a Fund has declared but not yet distributed ordinary income or capital gains, you will pay the full price for the shares and then receive a portion of the price back in the form of a taxable dividend. Before investing you may want to consult your tax adviser.

Each Fund will distribute net investment income, if any, and net realized capital gains, if any, at least annually. Each Fund may also pay a special distribution at the end of the calendar year to comply with federal tax requirements. Dividends may be reinvested automatically in shares of a Fund at net asset value or may be taken in cash. If you would like to receive dividends in cash, contact your Financial Intermediary or the applicable Fund.

Your tax consequences from an investment in a Fund will depend on whether you have invested through a qualified tax-exempt plan described in section 401(a) of the Internal Revenue Code (a "Qualified Plan").

### *Investments Through a Qualified Plan*

Special tax rules apply to investments made through Qualified Plans. If you are invested through a Qualified Plan (and Fund shares are not “debt-financed property” to the plan), then you will not be subject to U.S. federal income tax on the dividends paid by a Fund or the gain realized from a redemption or exchange of Fund shares until you withdraw or receive distributions from the plan. Distributions you receive from the Qualified Plan may be subject to U.S. federal withholding tax depending on the kind of payment you receive.

### *Investments Not Made Through Qualified Plans*

If you are not invested through a Qualified Plan, you will generally pay tax on dividends from a Fund whether you receive them in cash or additional shares. If you redeem Fund shares or exchange them for shares of another fund, you generally will be treated as having sold your shares and any gain on the transaction may be subject to tax. Fund distributions derived from qualified dividend income, which consists of dividends received from U.S. corporations and qualifying foreign corporations, and long-term capital gains, are eligible for taxation at a maximum rate of 15% or 20% for individuals, depending on whether their income exceeds certain threshold amounts, which are adjusted annually for inflation.

A 3.8% Medicare tax is imposed on the net investment income (which includes, but is not limited to, interest, dividends and net gain from investments) of U.S. individuals with income exceeding \$200,000, or \$250,000 if married filing jointly, and of trusts and estates.

Your dividends and redemption proceeds will be subject to backup withholding tax if you have not provided a taxpayer identification number or social security number or the number you have provided is incorrect.

Short term capital gains earned by an underlying fund will be ordinary income when distributed to a Fund and will not be offset by the Fund’s capital losses. Upon the sale or other disposition by a Fund of shares of an underlying fund, the Fund will realize a capital gain or loss which will be long-term or short-term, generally depending on the Fund’s holding period for the shares. Losses realized upon such redemptions may result in a substantial number of “wash sales” and deferral, perhaps indefinitely, of realized losses to a Fund.

### *Special Considerations for Non-U.S. Persons*

If you are not invested through a Qualified Plan and you are neither a tax resident nor a citizen of the United States or if you are a foreign entity (other than a pass-through entity to the extent owned by U.S. persons), a Fund’s ordinary income dividends will generally be subject to a 30% U.S. withholding tax, unless a lower treaty rate applies. However, certain distributions paid to a foreign shareholder and reported by a Fund as capital gain dividends, interest-related dividends or short-term capital gain dividends may be eligible for an exemption from U.S. withholding tax.

Separately, a 30% withholding tax is currently imposed on U.S.-source dividends, interest and other income items paid to (i) certain foreign financial institutions and investment funds, and (ii) certain other foreign entities. To avoid withholding, foreign financial institutions and investment funds will generally either need to (a) collect and report to the IRS detailed information identifying their U.S. accounts and U.S. account holders, comply with due diligence procedures for identifying U.S. accounts and withhold tax on certain payments made to noncomplying foreign entities and account holders or (b) if an intergovernmental agreement is entered into and implementing legislation is adopted, comply with the agreement and legislation. Other foreign entities will generally either need to provide detailed information identifying each substantial U.S. owner or certify there are no such owners.

This section summarizes some of the consequences under current federal tax law of an investment in a Fund. It is not a substitute for individualized tax advice. Consult your tax adviser about the potential tax consequences of an investment in a Fund under all applicable tax laws.

## Financial Highlights

The Financial Highlights tables are intended to help you understand each Fund's financial performance for the past five years. Certain information reflects the financial results for a single Fund share. The total returns in the tables represent the rate that an investor would have earned or lost on an investment in a Fund (assuming reinvestment of all dividends and/or distributions). The information has been audited by Deloitte & Touche LLP, whose report, along with each Fund's financial statements, is included in the Fund's Annual Report, which is available upon request.

(For a share outstanding throughout each period)	BlackRock 20/80 Target Allocation Fund				
	Class K				
	Year Ended 09/30/23	Year Ended 09/30/22	Year Ended 09/30/21	Year Ended 09/30/20	Year Ended 09/30/19
<b>Net asset value, beginning of year</b>	\$ 10.31	\$ 12.83	\$ 12.44	\$ 11.85	\$ 11.62
Net investment income <sup>(a)</sup>	0.37	0.34	0.25	0.29	0.33
Net realized and unrealized gain (loss)	0.08	(2.25)	0.70	0.60	0.45
Net increase (decrease) from investment operations	0.45	(1.91)	0.95	0.89	0.78
<b>Distributions<sup>(b)</sup></b>					
From net investment income	(0.37)	(0.27)	(0.20)	(0.29)	(0.40)
From net realized gain	—	(0.34)	(0.36)	(0.01)	(0.15)
Total distributions	(0.37)	(0.61)	(0.56)	(0.30)	(0.55)
<b>Net asset value, end of year</b>	\$ 10.39	\$ 10.31	\$ 12.83	\$ 12.44	\$ 11.85
<b>Total Return<sup>(c)</sup></b>					
Based on net asset value	4.35%	(15.70)%	7.72%	7.58%	7.26%
<b>Ratios to Average Net Assets<sup>(d)</sup></b>					
Total expenses	0.16%	0.13%	0.15%	0.18%	0.18%
Total expenses after fees waived and/or reimbursed	0.09%	0.09%	0.09%	0.10%	0.10%
Net investment income	3.51%	2.93%	1.98%	2.44%	2.87%
<b>Supplemental Data</b>					
Net assets, end of year (000)	\$108,105	\$79,172	\$70,002	\$44,530	\$31,853
Portfolio turnover rate	105%	65%	72%	88%	62%

<sup>(a)</sup> Based on average shares outstanding.

<sup>(b)</sup> Distributions for annual periods determined in accordance with U.S. federal income tax regulations.

<sup>(c)</sup> Where applicable, assumes the reinvestment of distributions.

<sup>(d)</sup> Excludes fees and expenses incurred indirectly as a result of investments in underlying funds.

<b>BlackRock 40/60 Target Allocation Fund</b>					
<b>Class K</b>					
<b>(For a share outstanding throughout each period)</b>	<b>Year Ended 09/30/23</b>	<b>Year Ended 09/30/22</b>	<b>Year Ended 09/30/21</b>	<b>Year Ended 09/30/20</b>	<b>Year Ended 09/30/19</b>
<b>Net asset value, beginning of year</b>	\$ 10.97	\$ 13.90	\$ 12.87	\$ 11.96	\$ 12.18
Net investment income <sup>(a)</sup>	0.36	0.36	0.26	0.27	0.31
Net realized and unrealized gain (loss)	0.54	(2.43)	1.37	0.96	0.32
Net increase (decrease) from investment operations	0.90	(2.07)	1.63	1.23	0.63
<b>Distributions<sup>(b)</sup></b>					
From net investment income	(0.34)	(0.30)	(0.18)	(0.32)	(0.28)
From net realized gain	—	(0.56)	(0.42)	—	(0.57)
Total distributions	(0.34)	(0.86)	(0.60)	(0.32)	(0.85)
<b>Net asset value, end of year</b>	\$ 11.53	\$ 10.97	\$ 13.90	\$ 12.87	\$ 11.96
<b>Total Return<sup>(c)</sup></b>					
Based on net asset value	8.33%	(16.06)%	12.92%	10.49%	6.02%
<b>Ratios to Average Net Assets<sup>(d)</sup></b>					
Total expenses	0.14%	0.13%	0.14%	0.17%	0.20%
Total expenses after fees waived and/or reimbursed	0.08%	0.09%	0.09%	0.11%	0.12%
Net investment income	3.12%	2.85%	1.87%	2.19%	2.68%
<b>Supplemental Data</b>					
Net assets, end of year (000)	\$125,737	\$89,389	\$59,411	\$23,034	\$10,987
Portfolio turnover rate	101%	63%	69%	98%	68%

<sup>(a)</sup> Based on average shares outstanding.

<sup>(b)</sup> Distributions for annual periods determined in accordance with U.S. federal income tax regulations.

<sup>(c)</sup> Where applicable, assumes the reinvestment of distributions.

<sup>(d)</sup> Excludes fees and expenses incurred indirectly as a result of investments in underlying funds.

**BlackRock 60/40 Target Allocation Fund**

(For a share outstanding throughout each period)	Class K				
	Year Ended 09/30/23	Year Ended 09/30/22	Year Ended 09/30/21	Year Ended 09/30/20	Year Ended 09/30/19
<b>Net asset value, beginning of year</b>	\$ 12.59	\$ 16.38	\$ 14.43	\$ 13.37	\$ 13.74
Net investment income <sup>(a)</sup>	0.37	0.40	0.28	0.27	0.30
Net realized and unrealized gain (loss)	1.17	(2.98)	2.27	1.30	0.19
Net increase (decrease) from investment operations	1.54	(2.58)	2.55	1.57	0.49
<b>Distributions<sup>(b)</sup></b>					
From net investment income	(0.34)	(0.36)	(0.21)	(0.35)	(0.21)
From net realized gain	—	(0.85)	(0.39)	(0.16)	(0.65)
Total distributions	(0.34)	(1.21)	(0.60)	(0.51)	(0.86)
<b>Net asset value, end of year</b>	\$ 13.79	\$ 12.59	\$ 16.38	\$ 14.43	\$ 13.37
<b>Total Return<sup>(c)</sup></b>					
Based on net asset value	12.39%	(17.29)%	17.96%	12.02%	4.24%
<b>Ratios to Average Net Assets<sup>(d)</sup></b>					
Total expenses	0.10%	0.10%	0.11%	0.14%	0.20% <sup>(e)</sup>
Total expenses after fees waived and/or reimbursed	0.08%	0.08%	0.09%	0.11%	0.13%
Net investment income	2.72%	2.68%	1.71%	2.03%	2.33%
<b>Supplemental Data</b>					
Net assets, end of year (000)	\$356,094	\$256,326	\$195,750	\$40,575	\$21,488
Portfolio turnover rate	93%	58%	68%	98%	69%

<sup>(a)</sup> Based on average shares outstanding.

<sup>(b)</sup> Distributions for annual periods determined in accordance with U.S. federal income tax regulations.

<sup>(c)</sup> Where applicable, assumes the reinvestment of distributions.

<sup>(d)</sup> Excludes fees and expenses incurred indirectly as a result of investments in underlying funds.

<sup>(e)</sup> Includes non-recurring expenses of board realignment and consolidation and reorganization costs. Without these costs, total expenses would have been 0.18%.

<b>BlackRock 80/20 Target Allocation Fund</b>					
<b>Class K</b>					
<b>(For a share outstanding throughout each period)</b>	<b>Year Ended 09/30/23</b>	<b>Year Ended 09/30/22</b>	<b>Year Ended 09/30/21</b>	<b>Year Ended 09/30/20</b>	<b>Year Ended 09/30/19</b>
<b>Net asset value, beginning of year</b>	\$ 13.22	\$ 17.11	\$ 14.16	\$ 12.83	\$ 13.26
Net investment income <sup>(a)</sup>	0.33	0.40	0.25	0.24	0.25
Net realized and unrealized gain (loss)	1.83	(3.26)	3.03	1.42	0.01
Net increase (decrease) from investment operations	2.16	(2.86)	3.28	1.66	0.26
<b>Distributions<sup>(b)</sup></b>					
From net investment income	(0.28)	(0.32)	(0.18)	(0.27)	(0.16)
From net realized gain	(0.04)	(0.71)	(0.15)	(0.06)	(0.53)
Total distributions	(0.32)	(1.03)	(0.33)	(0.33)	(0.69)
<b>Net asset value, end of year</b>	\$ 15.06	\$ 13.22	\$ 17.11	\$ 14.16	\$ 12.83
<b>Total Return<sup>(c)</sup></b>					
Based on net asset value	16.55%	(18.05)%	23.35%	13.13%	2.83%
<b>Ratios to Average Net Assets<sup>(d)</sup></b>					
Total expenses	0.10%	0.10%	0.12%	0.18%	0.23%
Total expenses after fees waived and/or reimbursed	0.08%	0.08%	0.08%	0.12%	0.16%
Net investment income	2.24%	2.56%	1.50%	1.79%	2.03%
<b>Supplemental Data</b>					
Net assets, end of year (000)	\$386,972	\$271,863	\$148,917	\$45,032	\$18,804
Portfolio turnover rate	97%	51%	56%	116%	64%

<sup>(a)</sup> Based on average shares outstanding.

<sup>(b)</sup> Distributions for annual periods determined in accordance with U.S. federal income tax regulations.

<sup>(c)</sup> Where applicable, assumes the reinvestment of distributions.

<sup>(d)</sup> Excludes fees and expenses incurred indirectly as a result of investments in underlying funds.

# General Information

---

## **Shareholder Documents**

---

### **Electronic Access to Annual Reports, Semi-Annual Reports and Prospectuses**

Electronic copies of most financial reports and prospectuses are available on BlackRock's website. Shareholders can sign up for e-mail notifications of annual and semi-annual reports and prospectuses by enrolling in the Fund's electronic delivery program. To enroll:

**Shareholders Who Hold Accounts with Investment Advisers, Banks or Brokerages:** Please contact your Financial Intermediary. Please note that not all investment advisers, banks or brokerages may offer this service.

### **Shareholders Who Hold Accounts Directly With BlackRock:**

- Access the BlackRock website at <http://www.blackrock.com/edelivery>; and
- Log into your account.

### **Delivery of Shareholder Documents**

Each Fund delivers only one copy of shareholder documents, including prospectuses, shareholder reports and proxy statements, to shareholders with multiple accounts at the same address. This practice is known as "householding" and is intended to eliminate duplicate mailings and reduce expenses. Mailings of your shareholder documents may be househanded indefinitely unless you instruct us otherwise. If you do not want the mailing of these documents to be combined with those for other members of your household, please contact the Fund at (800) 537-4942.

## **Certain Fund Policies**

---

### **Anti-Money Laundering Requirements**

Each Fund is subject to the USA PATRIOT Act (the "Patriot Act"). The Patriot Act is intended to prevent the use of the U.S. financial system in furtherance of money laundering, terrorism or other illicit activities. Pursuant to requirements under the Patriot Act, each Fund is required to obtain sufficient information from shareholders to enable it to form a reasonable belief that it knows the true identity of its shareholders. This information will be used to verify the identity of investors or, in some cases, the status of Financial Intermediaries. Such information may be verified using third-party sources. This information will be used only for compliance with the Patriot Act or other applicable laws, regulations and rules in connection with money laundering, terrorism or economic sanctions.

Each Fund reserves the right to reject purchase orders from persons who have not submitted information sufficient to allow the Fund to verify their identity. Each Fund also reserves the right to redeem any amounts in the Fund from persons whose identity it is unable to verify on a timely basis. It is each Fund's policy to cooperate fully with appropriate regulators in any investigations conducted with respect to potential money laundering, terrorism or other illicit activities.

### **BlackRock Privacy Principles**

BlackRock is committed to maintaining the privacy of its current and former fund investors and individual clients (collectively, "Clients") and to safeguarding their non-public personal information. The following information is provided to help you understand what personal information BlackRock collects, how we protect that information and why in certain cases we share such information with select parties.

If you are located in a jurisdiction where specific laws, rules or regulations require BlackRock to provide you with additional or different privacy-related rights beyond what is set forth below, then BlackRock will comply with those specific laws, rules or regulations.

BlackRock obtains or verifies personal non-public information from and about you from different sources, including the following: (i) information we receive from you or, if applicable, your Financial Intermediary, on applications, forms or other documents; (ii) information about your transactions with us, our affiliates, or others; (iii) information we receive from a consumer reporting agency; and (iv) from visits to our website.

BlackRock does not sell or disclose to non-affiliated third parties any non-public personal information about its Clients, except as permitted by law, or as is necessary to respond to regulatory requests or to service Client accounts. These non-affiliated third parties are required to protect the confidentiality and security of this information and to use it only for its intended purpose.

We may share information with our affiliates to service your account or to provide you with information about other BlackRock products or services that may be of interest to you. In addition, BlackRock restricts access to non-public personal information about its Clients to those BlackRock employees with a legitimate business need for the information. BlackRock maintains physical, electronic and procedural safeguards that are designed to protect the non-public personal information of its Clients, including procedures relating to the proper storage and disposal of such information.

### ***Statement of Additional Information***

---

If you would like further information about each Fund, including how it invests, please see the SAI.

For a discussion of each Fund's policies and procedures regarding the selective disclosure of its portfolio holdings, please see the SAI. The Funds make their top ten holdings available on a monthly basis at [www.blackrock.com](http://www.blackrock.com) generally within 5 business days after the end of the month to which the information applies.



# Glossary

---

This glossary contains an explanation of some of the common terms used in this prospectus. For additional information about a Fund, please see the SAI.

**Acquired Fund Fees and Expenses** — a Fund's pro rata share of the fees and expenses incurred indirectly by the Fund as a result of investing in other investment companies.

**Annual Fund Operating Expenses** — expenses that cover the costs of operating a Fund.

**Bloomberg U.S. Universal Index** — an index that represents the union of the U.S. Aggregate Index, U.S. Corporate High-Yield, Investment Grade 144A Index, Eurodollar Index, U.S. Emerging Markets Index, and the non-ERISA eligible portion of the CMBS Index. The index covers USD denominated taxable bonds that are rated either investment-grade or below investment-grade.

**Distribution Fees** — fees used to support each Fund's marketing and distribution efforts, such as compensating Financial Intermediaries, advertising and promotion.

**Management Fee** — a fee paid to BlackRock for managing a Fund.

**MSCI All Country World Index** — an index that captures large and mid-cap representation across 23 Developed Markets and 24 Emerging Markets countries. With 2,947 constituents, the index covers approximately 85% of the global investable equity opportunity set.

**MSCI USA Index** — an index designed to measure the performance of the large and mid cap segments of the U.S. market. With 627 constituents, the index covers approximately 85% of the free float-adjusted market capitalization in the United States.

**Other Expenses** — include accounting, transfer agency, custody, professional fees and registration fees.

**Service Fees** — fees used to compensate Financial Intermediaries for certain shareholder servicing activities.

**Shareholder Fees** — fees paid directly by a shareholder, including sales charges that you may pay when you buy or sell shares of a Fund.

[This page intentionally left blank]

# For More Information

---

## ***Funds and Service Providers***

---

### **FUNDS**

#### **BlackRock Funds II**

BlackRock 20/80 Target Allocation Fund  
BlackRock 40/60 Target Allocation Fund  
BlackRock 60/40 Target Allocation Fund  
BlackRock 80/20 Target Allocation Fund

100 Bellevue Parkway  
Wilmington, Delaware 19809

*Written Correspondence:*

P.O. Box 534429  
Pittsburgh, Pennsylvania 15253-4429

*Overnight Mail:*

Attention: 534429  
500 Ross Street 154-0520  
Pittsburgh, Pennsylvania 15262  
(800) 537-4942

#### **MANAGER AND ADMINISTRATOR**

BlackRock Advisors, LLC  
100 Bellevue Parkway  
Wilmington, Delaware 19809

#### **TRANSFER AGENT**

BNY Mellon Investment Servicing (US) Inc.  
301 Bellevue Parkway  
Wilmington, Delaware 19809

### **INDEPENDENT REGISTERED PUBLIC ACCOUNTING FIRM**

Deloitte & Touche LLP  
200 Berkeley Street  
Boston, Massachusetts 02116

### **ACCOUNTING SERVICES PROVIDER**

BNY Mellon Investment Servicing (US) Inc.  
301 Bellevue Parkway  
Wilmington, Delaware 19809

### **DISTRIBUTOR**

BlackRock Investments, LLC  
50 Hudson Yards  
New York, New York 10001

### **CUSTODIAN**

The Bank of New York Mellon  
240 Greenwich Street  
New York, New York 10286

### **COUNSEL**

Sidley Austin LLP  
787 Seventh Avenue  
New York, New York 10019

## Additional Information

---

### For more information:

This prospectus contains important information you should know before investing, including information about risks. Please read it before you invest and keep it for future reference. More information about the Funds is available at no charge upon request. This information includes:

### Annual/Semi-Annual Reports

These reports contain additional information about a Fund's investments. The annual report describes a Fund's performance, lists portfolio holdings, and discusses recent market conditions, economic trends and Fund investment strategies that significantly affected the Fund's performance for the last fiscal year.

### Statement of Additional Information

A Statement of Additional Information ("SAI"), dated January 26, 2024, has been filed with the Securities and Exchange Commission (the "SEC"). The SAI, which includes additional information about a Fund, may be obtained free of charge, along with a Fund's annual and semi-annual reports, by calling (800) 537-4942. The SAI, as amended and/or supplemented from time to time, is incorporated by reference into this prospectus.

### BlackRock Investor Services

Representatives are available to discuss account balance information, mutual fund prospectuses, literature, programs and services available. Hours: 8:00 a.m. to 6:00 p.m. (Eastern time), on any business day. Call: (800) 537-4942.

### Purchases and Redemptions

Call your Financial Intermediary or BlackRock Investor Services at (800) 537-4942.

### World Wide Web

General Fund information and specific Fund performance, including the SAI and annual/semi-annual reports, can be accessed free of charge at [www.blackrock.com/prospectus](http://www.blackrock.com/prospectus). Mutual fund prospectuses and literature can also be requested via this website.

### Written Correspondence

BlackRock Funds II  
P.O. Box 534429  
Pittsburgh, Pennsylvania 15253-4429

### Overnight Mail

BlackRock Funds II  
Attention: 534429  
500 Ross Street 154-0520  
Pittsburgh, Pennsylvania 15262

### Internal Wholesalers/Broker Dealer Support

Available on any business day to support investment professionals. Call: (800) 882-0052.

### Portfolio Characteristics and Holdings

A description of a Fund's policies and procedures related to disclosure of portfolio characteristics and holdings is available in the SAI.

For information about portfolio holdings and characteristics, BlackRock fund shareholders and prospective investors may call (800) 882-0052.

### Securities and Exchange Commission

You may also view and copy public information about each Fund, including the SAI, by visiting the EDGAR database on the SEC's website (<http://www.sec.gov>). Copies of this information can be obtained, for a duplicating fee, by electronic request at the following e-mail address: [publicinfo@sec.gov](mailto:publicinfo@sec.gov).

**You should rely only on the information contained in this prospectus. No one is authorized to provide you with information that is different from information contained in this prospectus.**

The SEC has not approved or disapproved these securities or passed upon the adequacy of this prospectus. Any representation to the contrary is a criminal offense.

INVESTMENT COMPANY ACT FILE # 811-22061