

BLACKROCK FUNDS III

BlackRock LifePath[®] Index Retirement Fund
BlackRock LifePath[®] Index 2025 Fund
BlackRock LifePath[®] Index 2030 Fund
BlackRock LifePath[®] Index 2035 Fund
BlackRock LifePath[®] Index 2040 Fund
BlackRock LifePath[®] Index 2045 Fund
BlackRock LifePath[®] Index 2050 Fund
BlackRock LifePath[®] Index 2055 Fund
BlackRock LifePath[®] Index 2060 Fund
BlackRock LifePath[®] Index 2065 Fund
(each, a “Fund” and together, the “Funds”)

Supplement dated November 21, 2023 to the Prospectuses of the Funds, each dated April 28, 2023, as supplemented to date

Effective immediately, the following change is made to the Funds’ Prospectuses.

The first sentence of the first paragraph in the section entitled “Management of the Funds—Dividends, Distributions and Taxes” following the sub-section entitled “Buying a Dividend” is deleted in its entirety and replaced with the following:

Each Fund will distribute net investment income, if any, and net realized capital gains, if any, at least annually.

* * *

Shareholders should retain this Supplement for future reference.

ALLPRO-LPI-1123SUP

Prospectus

BlackRock Funds III | Class K Shares

- **BlackRock LifePath® Index Retirement Fund**
Class K: LIRKX
- **BlackRock LifePath® Index 2025 Fund**
Class K: LIBKX
- **BlackRock LifePath® Index 2030 Fund**
Class K: LINKX
- **BlackRock LifePath® Index 2035 Fund**
Class K: LIJKX
- **BlackRock LifePath® Index 2040 Fund**
Class K: LIKKX
- **BlackRock LifePath® Index 2045 Fund**
Class K: LIHKX
- **BlackRock LifePath® Index 2050 Fund**
Class K: LIPKX
- **BlackRock LifePath® Index 2055 Fund**
Class K: LIVKX
- **BlackRock LifePath® Index 2060 Fund**
Class K: LIZKX
- **BlackRock LifePath® Index 2065 Fund**
Class K: LIWKX

This Prospectus contains information you should know before investing, including information about risks. Please read it before you invest and keep it for future reference.

The Securities and Exchange Commission has not approved or disapproved these securities or passed upon the adequacy of this Prospectus. Any representation to the contrary is a criminal offense.

Not FDIC Insured • May Lose Value • No Bank Guarantee

Table of Contents

Fund Overview	<i>Key facts and details about the Funds, including investment objectives, principal investment strategies, principal risk factors, fee and expense information, and historical performance information</i> Key Facts About BlackRock LifePath® Index Retirement Fund 3 Key Facts About BlackRock LifePath® Index 2025 Fund 13 Key Facts About BlackRock LifePath® Index 2030 Fund 24 Key Facts About BlackRock LifePath® Index 2035 Fund 35 Key Facts About BlackRock LifePath® Index 2040 Fund 46 Key Facts About BlackRock LifePath® Index 2045 Fund 57 Key Facts About BlackRock LifePath® Index 2050 Fund 67 Key Facts About BlackRock LifePath® Index 2055 Fund 77 Key Facts About BlackRock LifePath® Index 2060 Fund 87 Key Facts About BlackRock LifePath® Index 2065 Fund 97
Details About the Funds	<i>Information about how the Funds invest, investment objectives, including investment time horizons, principal strategies and risk factors</i> Investment Time Horizon107 A Further Discussion of Principal Investment Strategies108 Information About the Underlying Funds109 A Further Discussion of Risk Factors122
Account Information	<i>Information about account services, shareholder transactions, and distribution and other payments</i> Details About the Share Class137 How to Buy, Sell, Exchange and Transfer Shares138 Funds' Rights143 Short-Term Trading Policy143 Fund of Funds Structure144
Management of the Funds	<i>Information about BlackRock Fund Advisors and the Portfolio Managers</i> Investment Adviser145 Portfolio Managers146 Administrative Services146 Conflicts of Interest147 Valuation of Fund Investments147 Dividends, Distributions and Taxes148
Financial Highlights	<i>Financial Performance of the Funds150</i>
General Information	<i>Shareholder Documents160 Certain Fund Policies160 Statement of Additional Information161 Disclaimers161</i>
Glossary	<i>Glossary of Investment Terms165</i>
For More Information	<i>Funds and Service ProvidersInside Back Cover Additional InformationBack Cover</i>

LifePath® is a registered service mark of BlackRock Institutional Trust Company, N.A. and the LifePath products are covered by U.S. Patents 5,812,987 and 6,336,102.

Fund Overview

Key Facts About BlackRock LifePath® Index Retirement Fund

Investment Objective

The investment objective of BlackRock LifePath® Index Retirement Fund (“LifePath Index Retirement Fund” or the “Fund”), a series of BlackRock Funds III (the “Trust”), is to seek to provide for retirement outcomes based on quantitatively measured risk. In pursuit of this objective, LifePath Index Retirement Fund will be broadly diversified across global asset classes.

Fees and Expenses of the Fund

This table describes the fees and expenses that you may pay if you buy, hold and sell Class K Shares of LifePath Index Retirement Fund. **You may pay other fees, such as brokerage commissions and other fees to your financial professional or your selected securities dealer, broker, investment adviser, service provider or industry professional (including BlackRock Fund Advisors (“BFA”) and its affiliates) (each, a “Financial Intermediary”), which are not reflected in the table and example below.**

Annual Fund Operating Expenses (expenses that you pay each year as a percentage of the value of your investment)	Class K Shares
Management Fee ¹	0.05%
Distribution and/or Service (12b-1) Fees	0.00%
Other Expenses ^{1,3}	0.04%
Administration Fee ¹	0.04%
Independent Expenses ³	—
Acquired Fund Fees and Expenses ^{1,2}	0.04%
Total Annual Fund Operating Expenses²	0.13%
Fee Waivers and/or Expense Reimbursements ^{1,3}	(0.04)%
Total Annual Fund Operating Expenses After Fee Waivers and/or Expense Reimbursements^{1,3}	0.09%

¹ As described in the “Management of the Funds” section of the Fund’s prospectus beginning on page 145, BFA and BlackRock Advisors, LLC (“BAL”) have contractually agreed to reimburse the Fund for Acquired Fund Fees and Expenses up to a maximum amount equal to the combined Management Fee and Administration Fee of each share class through June 30, 2024. In addition, BFA has contractually agreed to waive its management fees by the amount of investment advisory fees the Fund pays to BFA indirectly through its investment in money market funds managed by BFA or its affiliates, through June 30, 2024. The contractual agreements may be terminated upon 90 days’ notice by a majority of the non-interested trustees of the Trust or by a vote of a majority of the outstanding voting securities of the Fund.

² Total Annual Fund Operating Expenses do not correlate to the ratio of expenses to average net assets given in the Fund’s most recent annual report, which does not include Acquired Fund Fees and Expenses.

³ Independent Expenses consist of the Fund’s allocable portion of the fees and expenses of the independent trustees of the Trust, counsel to such independent trustees and the independent registered public accounting firm that provides audit services to the Fund. BAL and BFA have contractually agreed to reimburse, or provide offsetting credits to, the Fund for Independent Expenses through June 30, 2033. After giving effect to such contractual arrangements, Independent Expenses will be 0.00%. Such contractual arrangements may not be terminated prior to July 1, 2033 without the consent of the Board of Trustees of the Trust.

Example:

This Example is intended to help you compare the cost of investing in Class K Shares of the Fund with the cost of investing in other mutual funds. The Example assumes that you invest \$10,000 in Class K Shares of the Fund for the time periods indicated and then redeem all of your shares at the end of those periods. The Example also assumes that your investment has a 5% return each year and that the Fund’s operating expenses remain the same. Although your actual costs may be higher or lower, based on these assumptions your costs would be:

	1 Year	3 Years	5 Years	10 Years
Class K Shares	\$9	\$38	\$69	\$162

Portfolio Turnover:

The Fund pays transaction costs, such as commissions, when it buys and sells securities (or “turns over” its portfolio). A higher portfolio turnover rate may indicate higher transaction costs and may result in higher taxes when shares are held in a taxable account. These costs, which are not reflected in annual fund operating expenses or in the Example, affect the Fund’s performance. During the most recent fiscal year, the Fund’s portfolio turnover rate was 71% of the average value of its portfolio.

Principal Investment Strategies of the Fund

LifePath Index Retirement Fund allocates and reallocates its assets among a combination of equity and bond index funds and money market funds (the “Underlying Funds”) in proportions based on its own comprehensive investment strategy.

LifePath Index Retirement Fund seeks to provide for retirement outcomes based on quantitatively measured risk. BFA employs a multi-dimensional approach to assess risk for LifePath Index Retirement Fund and to determine LifePath Index Retirement Fund’s allocation across asset classes. As part of this multi-dimensional approach, BFA aims to quantify risk using proprietary risk measurement tools that, among other things, analyze historical and forward-looking securities market data, including risk, asset class correlations, and expected returns. Under normal circumstances, the Fund intends to invest primarily in affiliated open-end index funds and affiliated exchange-traded funds (“ETFs”).

LifePath Index Retirement Fund will invest, under normal circumstances, at least 80% of its assets in securities or other financial instruments that are components of or have economic characteristics similar to the securities included in its custom benchmark index, the LifePath Index Retirement Fund Custom Benchmark. LifePath Index Retirement Fund is designed for investors expecting to retire or to begin withdrawing assets now or in the near future. The Fund employs a “passive” management approach, attempting to invest in a portfolio of assets whose performance is expected to match approximately the performance of the Fund’s custom benchmark index. As of March 31, 2023, the Fund held approximately 40% of its assets in Underlying Funds designed to track particular equity indexes, approximately 60% of its assets in Underlying Funds designed to track particular bond indexes and the remainder of its assets in Underlying Funds that invest primarily in money market instruments. Certain Underlying Funds may invest in real estate investment trusts (“REITs”), foreign securities, emerging market securities, below investment-grade bonds and derivative securities or instruments, such as options and futures, the value of which is derived from another security, a currency or an index, when seeking to match the performance of a particular market index. The Fund and certain Underlying Funds may also lend securities with a value up to 33 $\frac{1}{3}$ % of their respective total assets to financial institutions that provide cash or securities issued or guaranteed by the U.S. Government as collateral.

Factors such as fund classifications, historical risk and performance, and the relationship to other Underlying Funds in the Fund are considered when selecting Underlying Funds. The specific Underlying Funds selected for the Fund are determined at BFA’s discretion and may change as deemed appropriate to allow the Fund to meet its investment objective. See the “Details About the Funds — Information About the Underlying Funds” section of the prospectus for a list of the Underlying Funds, their classification into equity, fixed income or money market funds and a brief description of their investment objectives and primary investment strategies.

The Fund’s selection of Underlying Funds that track equity indexes may be further diversified by style (including both value and growth), market capitalization (including large cap, mid cap, small cap and emerging growth), region (including domestic and international (including emerging markets)) or other factors. The Fund’s selection of Underlying Funds that track fixed-income indexes may be further diversified by sector (including government, corporate, agency, and other sectors), duration (a calculation of the average life of a bond which measures its price risk), credit quality (including non-investment grade debt or junk bonds), geographic location (including U.S. and foreign-issued securities), or other factors. Though BFA seeks to diversify the Fund, certain Underlying Funds may concentrate their investments in specific sectors or geographic regions or countries. The percentage allocation to the various styles of equity and fixed-income Underlying Funds is determined at the discretion of the investment team and can be changed to reflect the current market environment. Because the Fund is in its most conservative phase, its allocation generally does not become more conservative over time, although its allocation may change to maintain the Fund’s risk profile.

Principal Risks of Investing in the Fund

Risk is inherent in all investing. The value of your investment in LifePath Index Retirement Fund, as well as the amount of return you receive on your investment, may fluctuate significantly from day to day and over time. You may lose part or all of your investment in the Fund or your investment may not perform as well as other similar investments. An investment in the Fund is not a bank deposit and it is not insured or guaranteed by the Federal Deposit Insurance Corporation or any other government agency. The following is a summary description of principal risks of investing in the Fund and/or the Underlying Funds. References to the Fund in the description of risks below may include the Underlying Funds in which the Fund invests, as applicable. The relative significance of each risk factor below may change over time and you should review each risk factor carefully.

Principal Risks of the Fund’s Investment Strategies

- **Equity Securities Risk** — Stock markets are volatile. The price of equity securities fluctuates based on changes in a company’s financial condition and overall market and economic conditions.
- **Debt Securities Risk** — Debt securities, such as bonds, involve interest rate risk, credit risk, extension risk, and prepayment risk, among other things.

Interest Rate Risk — The market value of bonds and other fixed-income securities changes in response to interest rate changes and other factors. Interest rate risk is the risk that prices of bonds and other fixed-income securities will increase as interest rates fall and decrease as interest rates rise.

The Fund may be subject to a greater risk of rising interest rates due to the recent period of historically low interest rates. For example, if interest rates increase by 1%, assuming a current portfolio duration of ten years, and all other factors being equal, the value of the Fund's investments would be expected to decrease by 10%. (Duration is a measure of the price sensitivity of a debt security or portfolio of debt securities to relative changes in interest rates.) The magnitude of these fluctuations in the market price of bonds and other fixed-income securities is generally greater for those securities with longer maturities. Fluctuations in the market price of the Fund's investments will not affect interest income derived from instruments already owned by the Fund, but will be reflected in the Fund's net asset value. The Fund may lose money if short-term or long-term interest rates rise sharply in a manner not anticipated by Fund management.

To the extent the Fund invests in debt securities that may be prepaid at the option of the obligor (such as mortgage-backed securities), the sensitivity of such securities to changes in interest rates may increase (to the detriment of the Fund) when interest rates rise. Moreover, because rates on certain floating rate debt securities typically reset only periodically, changes in prevailing interest rates (and particularly sudden and significant changes) can be expected to cause some fluctuations in the net asset value of the Fund to the extent that it invests in floating rate debt securities.

These basic principles of bond prices also apply to U.S. Government securities. A security backed by the "full faith and credit" of the U.S. Government is guaranteed only as to its stated interest rate and face value at maturity, not its current market price. Just like other fixed-income securities, government-guaranteed securities will fluctuate in value when interest rates change.

A general rise in interest rates has the potential to cause investors to move out of fixed-income securities on a large scale, which may increase redemptions from funds that hold large amounts of fixed-income securities. Heavy redemptions could cause the Fund to sell assets at inopportune times or at a loss or depressed value and could hurt the Fund's performance.

Credit Risk — Credit risk refers to the possibility that the issuer of a debt security (i.e., the borrower) will not be able to make payments of interest and principal when due. Changes in an issuer's credit rating or the market's perception of an issuer's creditworthiness may also affect the value of the Fund's investment in that issuer. The degree of credit risk depends on both the financial condition of the issuer and the terms of the obligation.

Extension Risk — When interest rates rise, certain obligations will be paid off by the obligor more slowly than anticipated, causing the value of these obligations to fall.

Prepayment Risk — When interest rates fall, certain obligations will be paid off by the obligor more quickly than originally anticipated, and the Fund may have to invest the proceeds in securities with lower yields.

- **Investments in Underlying Funds Risk** — Because the Fund invests substantially all of its assets in Underlying Funds, its investment performance is related to the performance of the Underlying Funds. The Fund's net asset value will change with changes in the value of the Underlying Funds and other securities in which it invests. An investment in the Fund will entail more direct and indirect costs and expenses than a direct investment in the Underlying Funds.
- **Allocation Risk** — The Fund's ability to achieve its investment objective depends upon the Fund's asset class allocation and the mix of Underlying Funds. There is a risk that the asset class allocation or the combination of Underlying Funds may be incorrect in view of actual market conditions. In addition, the asset allocation or the combination of Underlying Funds determined by BFA could result in underperformance as compared to funds with similar investment objectives and strategies.
- **Retirement Income Risk** — The Fund does not provide a guarantee that sufficient capital appreciation will be achieved to provide adequate income at and through retirement. The Fund also does not ensure that you will have assets in your account sufficient to cover your retirement expenses; this will depend on the amount of money you have invested in the Fund, the length of time you have held your investment, the returns of the markets over time, the amount you spend in retirement, and your other assets and income sources.
- **Affiliated Fund Risk** — In managing the Fund, BFA will have authority to select and substitute underlying funds and ETFs. BFA may be subject to potential conflicts of interest in selecting underlying funds and ETFs because the fees paid to BFA by some underlying funds and ETFs are higher than the fees paid by other underlying funds and ETFs. However, BFA is a fiduciary to the Fund and is legally obligated to act in the Fund's best interests when selecting underlying funds and ETFs. If an underlying fund or ETF holds interests in an affiliated fund, the Fund may be prohibited from purchasing shares of that underlying fund or ETF.
- **Market Risk and Selection Risk** — Market risk is the risk that one or more markets in which the Fund invests will go down in value, including the possibility that the markets will go down sharply and unpredictably. The value of a

security or other asset may decline due to changes in general market conditions, economic trends or events that are not specifically related to the issuer of the security or other asset, or factors that affect a particular issuer or issuers, exchange, country, group of countries, region, market, industry, group of industries, sector or asset class. Local, regional or global events such as war, acts of terrorism, the spread of infectious illness or other public health issues like pandemics or epidemics, recessions, or other events could have a significant impact on the Fund and its investments. Selection risk is the risk that the securities selected by Fund management will underperform the markets, the relevant indices or the securities selected by other funds with similar investment objectives and investment strategies. This means you may lose money.

An outbreak of an infectious coronavirus (COVID-19) that was first detected in December 2019 developed into a global pandemic that has resulted in numerous disruptions in the market and has had significant economic impact leaving general concern and uncertainty. Although vaccines have been developed and approved for use by various governments, the duration of the pandemic and its effects cannot be predicted with certainty. The impact of this coronavirus, and other epidemics and pandemics that may arise in the future, could affect the economies of many nations, individual companies and the market in general ways that cannot necessarily be foreseen at the present time.

- **Risk of Investing in the United States** — Certain changes in the U.S. economy, such as when the U.S. economy weakens or when its financial markets decline, may have an adverse effect on the securities to which the Fund has exposure.

Principal Risks of the Underlying Funds

- **Asset Class Risk** — Securities and other assets or financial instruments in the underlying index of an Underlying Fund or in an Underlying Fund's portfolio may underperform in comparison to the general financial markets, a particular financial market or other asset classes.
- **Authorized Participant Concentration Risk** — Only an authorized participant may engage in creation or redemption transactions directly with an ETF, and none of those authorized participants is obligated to engage in creation and/or redemption transactions. The Underlying Funds that are ETFs have a limited number of institutions that may act as authorized participants on an agency basis (i.e., on behalf of other market participants). To the extent that authorized participants exit the business or are unable to proceed with creation or redemption orders with respect to an ETF and no other authorized participant is able to step forward to create or redeem, the ETF shares may be more likely to trade at a premium or discount to net asset value and possibly face trading halts or delisting. Authorized participant concentration risk may be heightened for ETFs that invest in securities issued by non-U.S. issuers or other securities or instruments that have lower trading volumes.
- **Concentration Risk** — To the extent that an underlying index of an Underlying Fund is concentrated in the securities of companies, a particular market, industry, group of industries, sector or asset class, country, region or group of countries, that Underlying Fund may be adversely affected by the performance of those securities, may be subject to increased price volatility and may be more susceptible to adverse economic, market, political or regulatory occurrences affecting that market, industry, group of industries, sector or asset class, country, region or group of countries.
- **Currency Risk** — Because the net asset value of an Underlying Fund that is an ETF is determined in U.S. dollars, the Underlying Fund's net asset value could decline if the currency of a non-U.S. market in which the Underlying Fund invests depreciates against the U.S. dollar or if there are delays or limits on repatriation of such currency. Currency exchange rates can be very volatile and can change quickly and unpredictably. As a result, the net asset value of an Underlying Fund that is an ETF may change quickly and without warning.
- **Depository Receipts Risk** — Depository receipts are generally subject to the same risks as the foreign securities that they evidence or into which they may be converted. In addition to investment risks associated with the underlying issuer, depository receipts expose the Fund to additional risks associated with the non-uniform terms that apply to depository receipt programs, credit exposure to the depository bank and to the sponsors and other parties with whom the depository bank establishes the programs, currency risk and the risk of an illiquid market for depository receipts. The issuers of unsponsored depository receipts are not obligated to disclose information that is, in the United States, considered material. Therefore, there may be less information available regarding these issuers and there may not be a correlation between such information and the market value of the depository receipts.
- **Derivatives Risk** — The Fund's use of derivatives may increase its costs, reduce the Fund's returns and/or increase volatility. Derivatives involve significant risks, including:
 - Volatility Risk** — Volatility is defined as the characteristic of a security, an index or a market to fluctuate significantly in price within a short time period. A risk of the Fund's use of derivatives is that the fluctuations in their values may not correlate with the overall securities markets.
 - Counterparty Risk** — Derivatives are also subject to counterparty risk, which is the risk that the other party in the transaction will not fulfill its contractual obligation.

Market and Illiquidity Risk — The possible lack of a liquid secondary market for derivatives and the resulting inability of the Fund to sell or otherwise close a derivatives position could expose the Fund to losses and could make derivatives more difficult for the Fund to value accurately.

Valuation Risk — Valuation may be more difficult in times of market turmoil since many investors and market makers may be reluctant to purchase complex instruments or quote prices for them.

Hedging Risk — Hedges are sometimes subject to imperfect matching between the derivative and the underlying security, and there can be no assurance that the Fund's hedging transactions will be effective. The use of hedging may result in certain adverse tax consequences.

Tax Risk — Certain aspects of the tax treatment of derivative instruments, including swap agreements and commodity-linked derivative instruments, are currently unclear and may be affected by changes in legislation, regulations or other legally binding authority. Such treatment may be less favorable than that given to a direct investment in an underlying asset and may adversely affect the timing, character and amount of income the Fund realizes from its investments.

Regulatory Risk — Derivative contracts, including, without limitation, swaps, currency forwards and non-deliverable forwards, are subject to regulation under the Dodd-Frank Wall Street Reform and Consumer Protection Act (the "Dodd-Frank Act") in the United States and under comparable regimes in Europe, Asia and other non-U.S. jurisdictions. Under the Dodd-Frank Act, with respect to uncleared swaps, swap dealers are required to collect variation margin from the Fund and may be required by applicable regulations to collect initial margin from the Fund. Both initial and variation margin may be comprised of cash and/or securities, subject to applicable regulatory haircuts. Shares of investment companies (other than certain money market funds) may not be posted as collateral under applicable regulations.

In addition, regulations adopted by global prudential regulators that are now in effect require certain bank-regulated counterparties and certain of their affiliates to include in certain financial contracts, including many derivatives contracts, terms that delay or restrict the rights of counterparties, such as the Fund, to terminate such contracts, foreclose upon collateral, exercise other default rights or restrict transfers of credit support in the event that the counterparty and/or its affiliates are subject to certain types of resolution or insolvency proceedings. The implementation of these requirements with respect to derivatives, as well as regulations under the Dodd-Frank Act regarding clearing, mandatory trading and margining of other derivatives, may increase the costs and risks to the Fund of trading in these instruments and, as a result, may affect returns to investors in the Fund.

On October 28, 2020, the Securities and Exchange Commission adopted new regulations governing the use of derivatives by registered investment companies ("Rule 18f-4"). The Fund will be required to implement and comply with Rule 18f-4 by August 19, 2022. Once implemented, Rule 18f-4 will impose limits on the amount of derivatives a fund can enter into, eliminate the asset segregation framework currently used by funds to comply with Section 18 of the Investment Company Act of 1940, as amended, treat derivatives as senior securities and require funds whose use of derivatives is more than a limited specified exposure amount to establish and maintain a comprehensive derivatives risk management program and appoint a derivatives risk manager.

- **Emerging Markets Risk** — Emerging markets are riskier than more developed markets because they tend to develop unevenly and may never fully develop. Investments in emerging markets may be considered speculative. Emerging markets are more likely to experience hyperinflation and currency devaluations, which adversely affect returns to U.S. investors. In addition, many emerging securities markets have far lower trading volumes and less liquidity than developed markets.
- **Foreign Securities Risk** — Foreign investments often involve special risks not present in U.S. investments that can increase the chances that the Fund will lose money. These risks include:
 - The Fund generally holds its foreign securities and cash in foreign banks and securities depositories, which may be recently organized or new to the foreign custody business and may be subject to only limited or no regulatory oversight.
 - Changes in foreign currency exchange rates can affect the value of the Fund's portfolio.
 - The economies of certain foreign markets may not compare favorably with the economy of the United States with respect to such issues as growth of gross national product, reinvestment of capital, resources and balance of payments position.
 - The governments of certain countries, or the U.S. Government with respect to certain countries, may prohibit or impose substantial restrictions through capital controls and/or sanctions on foreign investments in the capital markets or certain industries in those countries, which may prohibit or restrict the ability to own or transfer currency, securities, derivatives or other assets.
 - Many foreign governments do not supervise and regulate stock exchanges, brokers and the sale of securities to the same extent as does the United States and may not have laws to protect investors that are comparable to U.S. securities laws.

- Settlement and clearance procedures in certain foreign markets may result in delays in payment for or delivery of securities not typically associated with settlement and clearance of U.S. investments.
- The Fund's claims to recover foreign withholding taxes may not be successful, and if the likelihood of recovery of foreign withholding taxes materially decreases, due to, for example, a change in tax regulation or approach in the foreign country, accruals in the Fund's net asset value for such refunds may be written down partially or in full, which will adversely affect the Fund's net asset value.
- The European financial markets have recently experienced volatility and adverse trends due to concerns about economic downturns in, or rising government debt levels of, several European countries as well as acts of war in the region. These events may spread to other countries in Europe and may affect the value and liquidity of certain of the Fund's investments.
- **Geographic Risk** — Some of the companies in which the Fund invests are located in parts of the world that have historically been prone to natural disasters, such as earthquakes, tornadoes, volcanic eruptions, droughts, floods, hurricanes or tsunamis, and are economically sensitive to environmental events. Any such event may adversely impact the economies of these geographic areas or business operations of companies in these geographic areas, causing an adverse impact on the value of the Fund.
- **Income Risk** — The Fund's income may decline due to a decline in inflation, deflation or changes in inflation expectations.
- **Index-Related Risk** — There is no guarantee that an Underlying Fund's investment results will have a high degree of correlation to those of its underlying index or that the Underlying Fund will achieve its investment objective. Market disruptions or high volatility, other unusual market circumstances and regulatory restrictions could have an adverse effect on an Underlying Fund's ability to adjust its exposure to the required levels in order to track its underlying index. Errors in index data, index computations or the construction of an underlying index in accordance with its methodology may occur from time to time and may not be identified and corrected by the index provider for a period of time or at all, which may have an adverse impact on an Underlying Fund and its shareholders. Unusual market conditions may cause the index provider to postpone a scheduled rebalance, which could cause an underlying index to vary from its normal or expected composition.

An index fund has operating and other expenses while an index does not. As a result, while an Underlying Fund that is an index fund will attempt to track its underlying index as closely as possible, it will tend to underperform the underlying index to some degree over time. If an index fund is properly correlated to its stated index, the fund will perform poorly when the index performs poorly.
- **Issuer Risk** — Fund performance depends on the performance of individual securities to which the Fund has exposure. Changes in the financial condition or credit rating of an issuer of those securities may cause the value of the securities to decline.
- **Management Risk** — As an Underlying Fund may not fully replicate its underlying index, it is subject to the risk that the Underlying Fund's investment manager's investment strategy may not produce the intended results.
- **Money Market Securities Risk** — If market conditions improve while the Fund has invested some or all of its assets in high quality money market securities, this strategy could result in reducing the potential gain from the market upswing, thus reducing the Fund's opportunity to achieve its investment objective.
- **Mortgage- and Asset-Backed Securities Risks** — Mortgage- and asset-backed securities represent interests in "pools" of mortgages or other assets, including consumer loans or receivables held in trust. Mortgage- and asset-backed securities are subject to credit, interest rate, prepayment and extension risks. These securities also are subject to risk of default on the underlying mortgage or asset, particularly during periods of economic downturn. Small movements in interest rates (both increases and decreases) may quickly and significantly reduce the value of certain mortgage-backed securities.
- **National Closed Market Trading Risk** — To the extent that the underlying securities and/or other assets held by an Underlying Fund that is an ETF trade on foreign exchanges or in foreign markets that may be closed when the securities exchange on which the Underlying Fund's shares trade is open, there are likely to be deviations between the current price of such an underlying security and the last quoted price for the underlying security (*i.e.*, an Underlying Fund's quote from the closed foreign market). The impact of a closed foreign market on an Underlying Fund is likely to be greater where a large portion of the Underlying Fund's underlying securities and/or other assets trade on that closed foreign market or when the foreign market is closed for unscheduled reasons. These deviations could result in premiums or discounts to one or more of the Underlying Funds' net asset values that may be greater than those experienced by other ETFs.
- **Passive Investment Risk** — Because BFA does not select individual companies in the underlying indexes for certain Underlying Funds, those Underlying Funds may hold securities of companies that present risks that an investment adviser researching individual securities might seek to avoid.

- **Preferred Securities Risk** — Preferred securities may pay fixed or adjustable rates of return. Preferred securities are subject to issuer-specific and market risks applicable generally to equity securities. In addition, a company's preferred securities generally pay dividends only after the company makes required payments to holders of its bonds and other debt. For this reason, the value of preferred securities will usually react more strongly than bonds and other debt to actual or perceived changes in the company's financial condition or prospects. Preferred securities of smaller companies may be more vulnerable to adverse developments than preferred securities of larger companies.
- **Real Estate-Related Securities Risk** — The main risk of real estate-related securities is that the value of the underlying real estate may go down. Many factors may affect real estate values. These factors include both the general and local economies, vacancy rates, tenant bankruptcies, the ability to re-lease space under expiring leases on attractive terms, the amount of new construction in a particular area, the laws and regulations (including zoning, environmental and tax laws) affecting real estate and the costs of owning, maintaining and improving real estate. The availability of mortgage financing and changes in interest rates may also affect real estate values. If the Fund's real estate-related investments are concentrated in one geographic area or in one property type, the Fund will be particularly subject to the risks associated with that area or property type. Many issuers of real estate-related securities are highly leveraged, which increases the risk to holders of such securities. The value of the securities the Fund buys will not necessarily track the value of the underlying investments of the issuers of such securities.
- **REIT Investment Risk** — Investments in REITs involve unique risks. REITs may have limited financial resources, may trade less frequently and in limited volume, may engage in dilutive offerings of securities and may be more volatile than other securities. REIT issuers may also fail to maintain their exemptions from investment company registration or fail to qualify for the "dividends paid deduction" under the Internal Revenue Code of 1986, as amended (the "Internal Revenue Code"), which allows REITs to reduce their corporate taxable income for dividends paid to their shareholders.
- **Representative Sampling Risk** — Representative sampling is a method of indexing that involves investing in a representative sample of securities that collectively have a similar investment profile to the index and resemble the index in terms of risk factors and other key characteristics. A passively managed ETF may or may not hold every security in the index. When an ETF deviates from a full replication indexing strategy to utilize a representative sampling strategy, the ETF is subject to an increased risk of tracking error, in that the securities selected in the aggregate for the ETF may not have an investment profile similar to those of its index.
- **Shares of an ETF May Trade at Prices Other Than Net Asset Value** — Shares of an ETF trade on exchanges at prices at, above or below their most recent net asset value. The per share net asset value of an ETF is calculated at the end of each business day and fluctuates with changes in the market value of the ETF's holdings since the most recent calculation. The trading prices of an ETF's shares fluctuate continuously throughout trading hours based on market supply and demand rather than net asset value. The trading prices of an ETF's shares may deviate significantly from net asset value during periods of market volatility. Any of these factors may lead to an ETF's shares trading at a premium or discount to net asset value. However, because shares can be created and redeemed in creation units, which are aggregated blocks of shares that authorized participants who have entered into agreements with the ETF's distributor can purchase or redeem directly from the ETF, at net asset value (unlike shares of many closed-end funds, which frequently trade at appreciable discounts from, and sometimes at premiums to, their net asset values), large discounts or premiums to the net asset value of an ETF are not likely to be sustained over the long-term. While the creation/redemption feature is designed to make it likely that an ETF's shares normally trade on exchanges at prices close to the ETF's next calculated net asset value, exchange prices are not expected to correlate exactly with an ETF's net asset value due to timing reasons as well as market supply and demand factors. In addition, disruptions to creations and redemptions or the existence of extreme market volatility may result in trading prices that differ significantly from net asset value. If a shareholder purchases at a time when the market price is at a premium to the net asset value or sells at a time when the market price is at a discount to the net asset value, the shareholder may sustain losses.
- **Small and Mid-Capitalization Company Risk** — Companies with small or mid-size market capitalizations will normally have more limited product lines, markets and financial resources and will be dependent upon a more limited management group than larger capitalized companies. In addition, it is more difficult to get information on smaller companies, which tend to be less well known, have shorter operating histories, do not have significant ownership by large investors and are followed by relatively few securities analysts.
- **Structured Products Risk** — Holders of structured products bear risks of the underlying investments, index or reference obligation and are subject to counterparty risk. The Fund may have the right to receive payments only from the structured product, and generally does not have direct rights against the issuer or the entity that sold the assets to be securitized. Certain structured products may be thinly traded or have a limited trading market. In addition to the general risks associated with debt securities discussed herein, structured products carry additional risks, including, but not limited to: the possibility that distributions from collateral securities will not be adequate to make interest or other payments; the quality of the collateral may decline in value or default; and the possibility that the structured products are subordinate to other classes. Structured notes are based upon the movement of one or

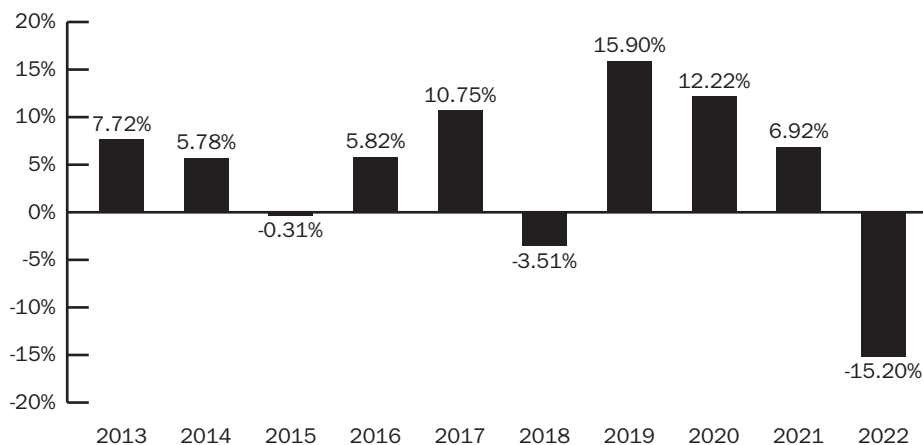
more factors, including currency exchange rates, interest rates, reference bonds and stock indices, and changes in interest rates and impact of these factors may cause significant price fluctuations. Additionally, changes in the reference instrument or security may cause the interest rate on the structured note to be reduced to zero.

- **Tracking Error Risk** — Tracking error is the divergence of an Underlying Fund's performance from that of its underlying index. Tracking error may occur because of differences between the securities and other instruments held in an Underlying Fund's portfolio and those included in its underlying index, pricing differences (including, as applicable, differences between a security's price at the local market close and an Underlying Fund's valuation of a security at the time of calculation of an Underlying Fund's net asset value), differences in transaction costs, an Underlying Fund's holding of uninvested cash, differences in timing of the accrual of or the valuation of dividends or other distributions, interest, the requirements to maintain pass-through tax treatment, portfolio transactions carried out to minimize the distribution of capital gains to shareholders, changes to an underlying index and the cost to an Underlying Fund of complying with various new or existing regulatory requirements. These risks may be heightened during times of increased market volatility or other unusual market conditions. In addition, tracking error may result because an Underlying Fund incurs fees and expenses, while its underlying index does not.
- **Treasury Obligations Risk** — Direct obligations of the U.S. Treasury have historically involved little risk of loss of principal if held to maturity. However, due to fluctuations in interest rates, the market value of such securities may vary during the period shareholders own shares of the Fund.
- **U.S. Government Issuer Risk** — Treasury obligations may differ in their interest rates, maturities, times of issuance and other characteristics. Obligations of U.S. Government agencies and authorities are supported by varying degrees of credit but generally are not backed by the full faith and credit of the U.S. Government. No assurance can be given that the U.S. Government will provide financial support to its agencies and authorities if it is not obligated by law to do so.
- **Valuation Risk** — The price the Fund could receive upon the sale of a security or unwind of a financial instrument or other asset may differ from the Fund's valuation of the security or other asset and from the value used by the Underlying Index, particularly for securities or other assets that trade in low volume or volatile markets, or assets that are impacted by market disruption events or that are valued using a fair value methodology as a result of trade suspensions or for other reasons. In addition, the value of the securities or other assets in the Fund's portfolio may change on days or during time periods when shareholders will not be able to purchase or sell the Fund's shares. The Fund's ability to value investments may be impacted by technological issues or errors by pricing services or other third-party service providers.

Performance Information

The information shows how the Fund's performance has varied year by year and provides some indication of the risks of investing in the Fund. The average annual total returns table compares the performance of LifePath Index Retirement Fund to that of the Bloomberg U.S. Aggregate Bond Index and the LifePath Index Retirement Fund Custom Benchmark, a customized weighted index comprised of the Bloomberg U.S. Long Credit Bond Index, Bloomberg U.S. Intermediate Credit Bond Index, Bloomberg U.S. Long Government Bond Index, Bloomberg U.S. Intermediate Government Bond Index and Bloomberg U.S. Securitized: MBS, ABS and CMBS Index, Bloomberg U.S. Treasury Inflation Protected Securities (TIPS) Index (Series-L), FTSE EPRA Nareit Developed Index, MSCI ACWI ex USA IMI Index, Russell 1000[®] Index and Russell 2000[®] Index, which are representative of the asset classes in which LifePath Index Retirement Fund invests according to their weightings as of the most recent quarter-end. Prior to May 31, 2022, the LifePath Index Retirement Fund Custom Benchmark was comprised of the Bloomberg U.S. Aggregate Bond Index, Bloomberg U.S. Treasury Inflation Protected Securities (TIPS) Index (Series-L), FTSE EPRA Nareit Developed Index, MSCI ACWI ex USA IMI Index, Russell 1000[®] Index and Russell 2000[®] Index. The weightings of the indexes in the LifePath Index Retirement Fund Custom Benchmark are adjusted periodically to reflect the investment adviser's evaluation and adjustment of LifePath Index Retirement Fund's asset allocation strategy. The returns of the LifePath Index Retirement Fund Custom Benchmark shown in the average annual total returns table are not recalculated or restated when they are adjusted to reflect LifePath Index Retirement Fund's asset allocation strategy but rather reflect the LifePath Index Retirement Fund Custom Benchmark's actual allocation over time, which may be different from the current allocation. Effective November 28, 2014, LifePath Index Retirement Fund changed its target asset allocation to target higher levels of equity exposure. Performance for the periods shown prior to November 28, 2014 is based on the prior target asset allocation. To the extent that dividends and distributions have been paid by LifePath Index Retirement Fund, the performance information for the Fund in the chart and table assumes reinvestment of the dividends and distributions. How LifePath Index Retirement Fund performed in the past (before and after taxes) is not necessarily an indication of how it will perform in the future. The table includes all applicable fees. If BFA, BAL and their affiliates had not waived or reimbursed certain LifePath Index Retirement Fund expenses during these periods, LifePath Index Retirement Fund's returns would have been lower. Updated information on LifePath Index Retirement Fund's performance, including its current net asset value, can be obtained by visiting <http://www.blackrock.com> or can be obtained by phone at (800) 882-0052.

Class K Shares
ANNUAL TOTAL RETURNS
LifePath Index Retirement Fund
As of 12/31



During the periods shown in the bar chart, the highest return for a quarter was 9.72% (quarter ended June 30, 2020) and the lowest return for a quarter was -9.26% (quarter ended June 30, 2022).

For the periods ended 12/31/22
Average Annual Total Returns

	1 Year	5 Years	10 Years
LifePath Index Retirement Fund — Class K Shares			
Return Before Taxes	(15.20)%	2.62%	4.24%
Return After Taxes on Distributions	(16.01)%	1.66%	3.29%
Return After Taxes on Distributions and Sale of Fund Shares	(8.88)%	1.72%	3.00%
LifePath Index Retirement Fund Custom Benchmark (Reflects no deduction for fees, expenses or taxes)	(15.05)%	2.68%	4.35%
Bloomberg U.S. Aggregate Bond Index (Reflects no deduction for fees, expenses or taxes)	(13.01)%	0.02%	1.06%

After-tax returns are calculated using the historical highest individual federal marginal income tax rates and do not reflect the impact of state and local taxes. Actual after-tax returns depend on the investor's tax situation and may differ from those shown, and the after-tax returns shown are not relevant to investors who hold their shares through tax-deferred arrangements, such as 401(k) plans or individual retirement accounts.

Investment Adviser

The Fund's investment manager is BlackRock Fund Advisors (previously defined as "BFA").

Portfolio Managers

Name	Portfolio Manager of the Fund Since	Title
Chris Chung, CFA	2020	Managing Director of BlackRock, Inc.
Lisa O'Connor, CFA	2020	Managing Director of BlackRock, Inc.
Greg Savage, CFA	2018	Managing Director of BlackRock, Inc.
Paul Whitehead	2023	Managing Director of BlackRock, Inc.

Purchase and Sale of Fund Shares

Class K Shares of the Fund are available only to (i) certain employee benefit plans, such as health savings accounts, and certain employer-sponsored retirement plans (not including SEP IRAs, SIMPLE IRAs and SARSEPs) (collectively, "Employer-Sponsored Retirement Plans"), (ii) collective trust funds, investment companies and other pooled investment vehicles, each of which may purchase shares of the Fund through a Financial Intermediary that has entered into an agreement with the Fund's distributor to purchase such shares, (iii) "Institutional Investors," which include, but are not limited to, endowments, foundations, family offices, banks and bank trusts, local, city, and state governmental

institutions, corporations and insurance company separate accounts, each of which may purchase shares of the Fund through a Financial Intermediary that has entered into an agreement with the Fund's distributor to purchase such shares, (iv) clients of private banks that purchase shares of the Fund through a Financial Intermediary that has entered into an agreement with the Fund's distributor to sell such shares, (v) fee-based advisory platforms of a Financial Intermediary that (a) has specifically acknowledged in a written agreement with the Fund's distributor and/or its affiliate(s) that the Financial Intermediary shall offer such shares to fee-based advisory clients through an omnibus account held at the Fund or (b) transacts in the Fund's shares through another intermediary that has executed such an agreement and (vi) any other investors who met the eligibility criteria for BlackRock Shares or Class K Shares prior to August 15, 2016 and have continually held Class K Shares of the Fund in the same account since August 15, 2016.

You may purchase or redeem shares of the Fund each day the New York Stock Exchange is open. Purchase orders may also be placed by calling (800) 537-4942, by mail (c/o BlackRock Funds III, P.O. Box 534429, Pittsburgh, Pennsylvania 15253-4429), or online at www.blackrock.com. Institutional Investors are subject to a \$5 million minimum initial investment requirement. Other investors, including Employer-Sponsored Retirement Plans, have no minimum initial investment requirement. There is no minimum investment amount for additional purchases.

Tax Information

Different income tax rules apply depending on whether you are invested through a qualified tax-exempt plan described in section 401(a) of the Internal Revenue Code. If you are invested through such a plan (and Fund shares are not "debt-financed property" to the plan), then the dividends paid by the Fund and the gain realized from a redemption or exchange of Fund shares will generally not be subject to U.S. federal income taxes until you withdraw or receive distributions from the plan. If you are not invested through such a plan, then the Fund's dividends and gain from a redemption or exchange may be subject to U.S. federal income taxes and may be taxed as ordinary income or capital gains, unless you are a tax-exempt investor.

Payments to Broker/Dealers and Other Financial Intermediaries

If you purchase shares of the Fund through a Financial Intermediary, the Fund and BlackRock Investments, LLC, the Fund's distributor, or its affiliates may pay the Financial Intermediary for the sale of Fund shares and related services. These payments may create a conflict of interest by influencing the Financial Intermediary and your individual financial professional to recommend the Fund over another investment.

Class K Shares are only available through a Financial Intermediary if the Financial Intermediary will not receive from Fund assets, or the Fund's distributor's or an affiliate's resources, any commission payments, shareholder servicing fees (including sub-transfer agent and networking fees), or distribution fees (including Rule 12b-1 fees) with respect to assets invested in Class K Shares.

Ask your individual financial professional or visit your Financial Intermediary's website for more information.

Fund Overview

Key Facts About BlackRock LifePath® Index 2025 Fund

Investment Objective

The investment objective of BlackRock LifePath® Index 2025 Fund (“LifePath Index 2025 Fund” or the “Fund”), a series of BlackRock Funds III (the “Trust”), is to seek to provide for retirement outcomes based on quantitatively measured risk. In pursuit of this objective, LifePath Index 2025 Fund will be broadly diversified across global asset classes, with asset allocations becoming more conservative over time.

Fees and Expenses of the Fund

This table describes the fees and expenses that you may pay if you buy, hold and sell Class K Shares of LifePath Index 2025 Fund. **You may pay other fees, such as brokerage commissions and other fees to your financial professional or your selected securities dealer, broker, investment adviser, service provider or industry professional (including BlackRock Fund Advisors (“BFA”) and its affiliates) (each, a “Financial Intermediary”), which are not reflected in the table and example below.**

Annual Fund Operating Expenses (expenses that you pay each year as a percentage of the value of your investment)	Class K Shares
Management Fee ¹	0.05%
Distribution and/or Service (12b-1) Fees	0.00%
Other Expenses ^{1,3}	0.04%
Administration Fee ¹	0.04%
Independent Expenses ³	—
Acquired Fund Fees and Expenses ^{1,2}	0.05%
Total Annual Fund Operating Expenses ²	0.14%
Fee Waivers and/or Expense Reimbursements ^{1,3}	(0.05)%
Total Annual Fund Operating Expenses After Fee Waivers and/or Expense Reimbursements ^{1,3}	0.09%

¹ As described in the “Management of the Funds” section of the Fund’s prospectus beginning on page 145, BFA and BlackRock Advisors, LLC (“BAL”) have contractually agreed to reimburse the Fund for Acquired Fund Fees and Expenses up to a maximum amount equal to the combined Management Fee and Administration Fee of each share class through June 30, 2024. In addition, BFA has contractually agreed to waive its management fees by the amount of investment advisory fees the Fund pays to BFA indirectly through its investment in money market funds managed by BFA or its affiliates, through June 30, 2024. The contractual agreements may be terminated upon 90 days’ notice by a majority of the non-interested trustees of the Trust or by a vote of a majority of the outstanding voting securities of the Fund.

² Total Annual Fund Operating Expenses do not correlate to the ratio of expenses to average net assets given in the Fund’s most recent annual report, which does not include Acquired Fund Fees and Expenses.

³ Independent Expenses consist of the Fund’s allocable portion of the fees and expenses of the independent trustees of the Trust, counsel to such independent trustees and the independent registered public accounting firm that provides audit services to the Fund. BAL and BFA have contractually agreed to reimburse, or provide offsetting credits to, the Fund for Independent Expenses through June 30, 2033. After giving effect to such contractual arrangements, Independent Expenses will be 0.00%. Such contractual arrangements may not be terminated prior to July 1, 2033 without the consent of the Board of Trustees of the Trust.

Example:

This Example is intended to help you compare the cost of investing in Class K Shares of the Fund with the cost of investing in other mutual funds. The Example assumes that you invest \$10,000 in Class K Shares of the Fund for the time periods indicated and then redeem all of your shares at the end of those periods. The Example also assumes that your investment has a 5% return each year and that the Fund’s operating expenses remain the same. Although your actual costs may be higher or lower, based on these assumptions your costs would be:

	1 Year	3 Years	5 Years	10 Years
Class K Shares	\$9	\$40	\$74	\$174

Portfolio Turnover:

The Fund pays transaction costs, such as commissions, when it buys and sells securities (or “turns over” its portfolio). A higher portfolio turnover rate may indicate higher transaction costs and may result in higher taxes when shares are held in a taxable account. These costs, which are not reflected in annual fund operating expenses or in the Example, affect the Fund’s performance. During the most recent fiscal year, the Fund’s portfolio turnover rate was 64% of the average value of its portfolio.

Principal Investment Strategies of the Fund

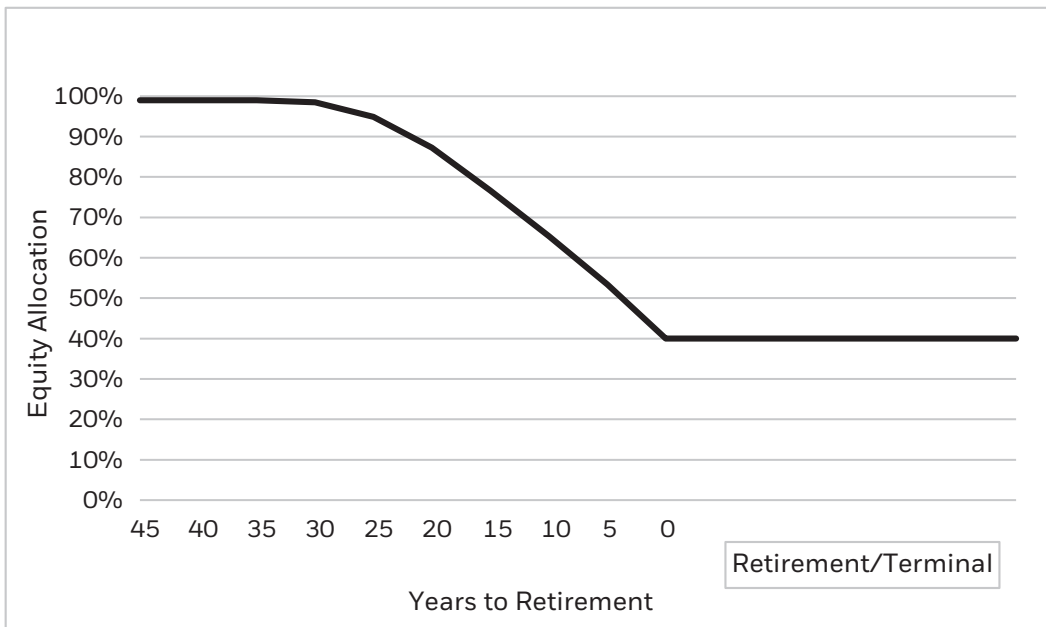
LifePath Index 2025 Fund allocates and reallocates its assets among a combination of equity and bond index funds and money market funds (the “Underlying Funds”) in proportions based on its own comprehensive investment strategy.

LifePath Index 2025 Fund seeks to provide for retirement outcomes based on quantitatively measured risk. BFA employs a multi-dimensional approach to assess risk for LifePath Index 2025 Fund and to determine LifePath Index 2025 Fund’s allocation across asset classes. As part of this multi-dimensional approach, BFA aims to quantify risk using proprietary risk measurement tools that, among other things, analyze historical and forward-looking securities market data, including risk, asset class correlations, and expected returns. Under normal circumstances, the Fund intends to invest primarily in affiliated open-end index funds and affiliated exchange-traded funds (“ETFs”).

LifePath Index 2025 Fund will invest, under normal circumstances, at least 80% of its assets in securities or other financial instruments that are components of or have economic characteristics similar to the securities included in its custom benchmark index, the LifePath Index 2025 Fund Custom Benchmark. LifePath Index 2025 Fund is designed for investors expecting to retire or to begin withdrawing assets around the year 2025. The Fund employs a “passive” management approach, attempting to invest in a portfolio of assets whose performance is expected to match approximately the performance of the Fund’s custom benchmark index. As of March 31, 2023, the Fund held approximately 45% of its assets in Underlying Funds designed to track particular equity indexes, approximately 54% of its assets in Underlying Funds designed to track particular bond indexes and the remainder of its assets in Underlying Funds that invest primarily in money market instruments. Certain Underlying Funds may invest in real estate investment trusts (“REITs”), foreign securities, emerging market securities, below investment-grade bonds and derivative securities or instruments, such as options and futures, the value of which is derived from another security, a currency or an index, when seeking to match the performance of a particular market index. The Fund and certain Underlying Funds may also lend securities with a value up to 33 $\frac{1}{3}$ % of their respective total assets to financial institutions that provide cash or securities issued or guaranteed by the U.S. Government as collateral.

Under normal circumstances, the asset allocation will change over time according to a predetermined “glide path” as the Fund approaches its target date. The glide path below represents the shifting of asset classes over time. As the glide path shows, the Fund’s asset allocations become more conservative — prior to retirement — as time elapses. This reflects the need for reduced investment risks as retirement approaches and the need for lower volatility of the Fund, which may be a primary source of income after retirement.

LifePath Index 2025 Fund is one of a group of funds referred to as the “LifePath Index Funds,” each of which seeks to provide for retirement outcomes based on quantitatively measured risk that investors on average may be willing to accept given a particular time horizon. The following chart illustrates the glide path — the target allocation among asset classes as the LifePath Index Funds approach their target dates:



The following table lists the target allocation by years until retirement:

Years Until Retirement	Equity Funds (includes REITs)	Fixed-Income Funds
45	99%	1%
40	99%	1%
35	99%	1%
30	98%	2%
25	95%	5%
20	87%	13%
15	77%	23%
10	65%	35%
5	53%	47%
0	40%	60%

The asset allocation targets are established by the portfolio managers. The investment team, including the portfolio managers, meets regularly to assess market conditions, review the asset allocation targets of the Fund, and determine whether any changes are required to enable the Fund to achieve its investment objective.

Although the asset allocation targets listed for the glide path are general, long-term targets, BFA may periodically adjust the proportion of equity index funds and fixed-income index funds in the Fund, based on an assessment of the current market conditions, the potential contribution of each asset class to the expected risk and return characteristics of the Fund, reallocations of Fund composition to reflect intra-year movement along the glide path and other factors. In general, such adjustments will be limited; however, BFA may determine that a greater degree of variation is warranted to protect the Fund or achieve its investment objective.

BFA's second step in the structuring of the Fund is the selection of the Underlying Funds. Factors such as fund classifications, historical risk and performance, and the relationship to other Underlying Funds in the Fund are considered when selecting Underlying Funds. The specific Underlying Funds selected for the Fund are determined at BFA's discretion and may change as deemed appropriate to allow the Fund to meet its investment objective. See the "Details About the Funds — Information About the Underlying Funds" section of the prospectus for a list of the Underlying Funds, their classification into equity, fixed income or money market funds and a brief description of their investment objectives and primary investment strategies.

Within the prescribed percentage allocations to equity and fixed-income index funds, BFA seeks to diversify the Fund. The allocation to Underlying Funds that track equity indexes may be further diversified by style (including both value and growth), market capitalization (including large cap, mid cap, small cap and emerging growth), region (including domestic and international (including emerging markets)) or other factors. The allocation to Underlying Funds that track fixed-income indexes may be further diversified by sector (including government, corporate, agency, and other sectors), duration (a calculation of the average life of a bond which measures its price risk), credit quality (including non-investment grade debt or junk bonds), geographic location (including U.S. and foreign-issued securities), or other factors. Though BFA seeks to diversify the Fund, certain Underlying Funds may concentrate their investments in specific sectors or geographic regions or countries. The percentage allocation to the various styles of equity and fixed-income Underlying Funds is determined at the discretion of the investment team and can be changed to reflect the current market environment.

Principal Risks of Investing in the Fund

Risk is inherent in all investing. The value of your investment in LifePath Index 2025 Fund, as well as the amount of return you receive on your investment, may fluctuate significantly from day to day and over time. You may lose part or all of your investment in the Fund or your investment may not perform as well as other similar investments. An investment in the Fund is not a bank deposit and it is not insured or guaranteed by the Federal Deposit Insurance Corporation or any other government agency. The following is a summary description of principal risks of investing in the Fund and/or the Underlying Funds. References to the Fund in the description of risks below may include the Underlying Funds in which the Fund invests, as applicable. The relative significance of each risk factor below may change over time and you should review each risk factor carefully.

Principal Risks of the Fund's Investment Strategies

- **Equity Securities Risk** — Stock markets are volatile. The price of equity securities fluctuates based on changes in a company's financial condition and overall market and economic conditions.

■ **Debt Securities Risk** — Debt securities, such as bonds, involve interest rate risk, credit risk, extension risk, and prepayment risk, among other things.

Interest Rate Risk — The market value of bonds and other fixed-income securities changes in response to interest rate changes and other factors. Interest rate risk is the risk that prices of bonds and other fixed-income securities will increase as interest rates fall and decrease as interest rates rise.

The Fund may be subject to a greater risk of rising interest rates due to the recent period of historically low interest rates. For example, if interest rates increase by 1%, assuming a current portfolio duration of ten years, and all other factors being equal, the value of the Fund's investments would be expected to decrease by 10%. (Duration is a measure of the price sensitivity of a debt security or portfolio of debt securities to relative changes in interest rates.) The magnitude of these fluctuations in the market price of bonds and other fixed-income securities is generally greater for those securities with longer maturities. Fluctuations in the market price of the Fund's investments will not affect interest income derived from instruments already owned by the Fund, but will be reflected in the Fund's net asset value. The Fund may lose money if short-term or long-term interest rates rise sharply in a manner not anticipated by Fund management.

To the extent the Fund invests in debt securities that may be prepaid at the option of the obligor (such as mortgage-backed securities), the sensitivity of such securities to changes in interest rates may increase (to the detriment of the Fund) when interest rates rise. Moreover, because rates on certain floating rate debt securities typically reset only periodically, changes in prevailing interest rates (and particularly sudden and significant changes) can be expected to cause some fluctuations in the net asset value of the Fund to the extent that it invests in floating rate debt securities.

These basic principles of bond prices also apply to U.S. Government securities. A security backed by the "full faith and credit" of the U.S. Government is guaranteed only as to its stated interest rate and face value at maturity, not its current market price. Just like other fixed-income securities, government-guaranteed securities will fluctuate in value when interest rates change.

A general rise in interest rates has the potential to cause investors to move out of fixed-income securities on a large scale, which may increase redemptions from funds that hold large amounts of fixed-income securities. Heavy redemptions could cause the Fund to sell assets at inopportune times or at a loss or depressed value and could hurt the Fund's performance.

Credit Risk — Credit risk refers to the possibility that the issuer of a debt security (i.e., the borrower) will not be able to make payments of interest and principal when due. Changes in an issuer's credit rating or the market's perception of an issuer's creditworthiness may also affect the value of the Fund's investment in that issuer. The degree of credit risk depends on both the financial condition of the issuer and the terms of the obligation.

Extension Risk — When interest rates rise, certain obligations will be paid off by the obligor more slowly than anticipated, causing the value of these obligations to fall.

Prepayment Risk — When interest rates fall, certain obligations will be paid off by the obligor more quickly than originally anticipated, and the Fund may have to invest the proceeds in securities with lower yields.

■ **Investments in Underlying Funds Risk** — Because the Fund invests substantially all of its assets in Underlying Funds, its investment performance is related to the performance of the Underlying Funds. The Fund's net asset value will change with changes in the value of the Underlying Funds and other securities in which it invests. An investment in the Fund will entail more direct and indirect costs and expenses than a direct investment in the Underlying Funds.

■ **Allocation Risk** — The Fund's ability to achieve its investment objective depends upon the Fund's asset class allocation and the mix of Underlying Funds. There is a risk that the asset class allocation or the combination of Underlying Funds may be incorrect in view of actual market conditions. In addition, the asset allocation or the combination of Underlying Funds determined by BFA could result in underperformance as compared to funds with similar investment objectives and strategies.

■ **Retirement Income Risk** — The Fund does not provide a guarantee that sufficient capital appreciation will be achieved to provide adequate income at and through retirement. The Fund also does not ensure that you will have assets in your account sufficient to cover your retirement expenses or that you will have enough saved to be able to retire in the target year identified in the Fund's name; this will depend on the amount of money you have invested in the Fund, the length of time you have held your investment, the returns of the markets over time, the amount you spend in retirement, and your other assets and income sources.

■ **Affiliated Fund Risk** — In managing the Fund, BFA will have authority to select and substitute underlying funds and ETFs. BFA may be subject to potential conflicts of interest in selecting underlying funds and ETFs because the fees paid to BFA by some underlying funds and ETFs are higher than the fees paid by other underlying funds and ETFs. However, BFA is a fiduciary to the Fund and is legally obligated to act in the Fund's best interests when selecting underlying funds and ETFs. If an underlying fund or ETF holds interests in an affiliated fund, the Fund may be prohibited from purchasing shares of that underlying fund or ETF.

■ **Market Risk and Selection Risk** — Market risk is the risk that one or more markets in which the Fund invests will go down in value, including the possibility that the markets will go down sharply and unpredictably. The value of a security or other asset may decline due to changes in general market conditions, economic trends or events that are not specifically related to the issuer of the security or other asset, or factors that affect a particular issuer or issuers, exchange, country, group of countries, region, market, industry, group of industries, sector or asset class. Local, regional or global events such as war, acts of terrorism, the spread of infectious illness or other public health issues like pandemics or epidemics, recessions, or other events could have a significant impact on the Fund and its investments. Selection risk is the risk that the securities selected by Fund management will underperform the markets, the relevant indices or the securities selected by other funds with similar investment objectives and investment strategies. This means you may lose money.

An outbreak of an infectious coronavirus (COVID-19) that was first detected in December 2019 developed into a global pandemic that has resulted in numerous disruptions in the market and has had significant economic impact leaving general concern and uncertainty. Although vaccines have been developed and approved for use by various governments, the duration of the pandemic and its effects cannot be predicted with certainty. The impact of this coronavirus, and other epidemics and pandemics that may arise in the future, could affect the economies of many nations, individual companies and the market in general ways that cannot necessarily be foreseen at the present time.

■ **Risk of Investing in the United States** — Certain changes in the U.S. economy, such as when the U.S. economy weakens or when its financial markets decline, may have an adverse effect on the securities to which the Fund has exposure.

Principal Risks of the Underlying Funds

■ **Asset Class Risk** — Securities and other assets or financial instruments in the underlying index of an Underlying Fund or in an Underlying Fund's portfolio may underperform in comparison to the general financial markets, a particular financial market or other asset classes.

■ **Authorized Participant Concentration Risk** — Only an authorized participant may engage in creation or redemption transactions directly with an ETF, and none of those authorized participants is obligated to engage in creation and/or redemption transactions. The Underlying Funds that are ETFs have a limited number of institutions that may act as authorized participants on an agency basis (i.e., on behalf of other market participants). To the extent that authorized participants exit the business or are unable to proceed with creation or redemption orders with respect to an ETF and no other authorized participant is able to step forward to create or redeem, the ETF shares may be more likely to trade at a premium or discount to net asset value and possibly face trading halts or delisting. Authorized participant concentration risk may be heightened for ETFs that invest in securities issued by non-U.S. issuers or other securities or instruments that have lower trading volumes.

■ **Concentration Risk** — To the extent that an underlying index of an Underlying Fund is concentrated in the securities of companies, a particular market, industry, group of industries, sector or asset class, country, region or group of countries, that Underlying Fund may be adversely affected by the performance of those securities, may be subject to increased price volatility and may be more susceptible to adverse economic, market, political or regulatory occurrences affecting that market, industry, group of industries, sector or asset class, country, region or group of countries.

■ **Currency Risk** — Because the net asset value of an Underlying Fund that is an ETF is determined in U.S. dollars, the Underlying Fund's net asset value could decline if the currency of a non-U.S. market in which the Underlying Fund invests depreciates against the U.S. dollar or if there are delays or limits on repatriation of such currency. Currency exchange rates can be very volatile and can change quickly and unpredictably. As a result, the net asset value of an Underlying Fund that is an ETF may change quickly and without warning.

■ **Depository Receipts Risk** — Depository receipts are generally subject to the same risks as the foreign securities that they evidence or into which they may be converted. In addition to investment risks associated with the underlying issuer, depository receipts expose the Fund to additional risks associated with the non-uniform terms that apply to depository receipt programs, credit exposure to the depository bank and to the sponsors and other parties with whom the depository bank establishes the programs, currency risk and the risk of an illiquid market for depository receipts. The issuers of unsponsored depository receipts are not obligated to disclose information that is, in the United States, considered material. Therefore, there may be less information available regarding these issuers and there may not be a correlation between such information and the market value of the depository receipts.

■ **Derivatives Risk** — The Fund's use of derivatives may increase its costs, reduce the Fund's returns and/or increase volatility. Derivatives involve significant risks, including:

Volatility Risk — Volatility is defined as the characteristic of a security, an index or a market to fluctuate significantly in price within a short time period. A risk of the Fund's use of derivatives is that the fluctuations in their values may not correlate with the overall securities markets.

Counterparty Risk — Derivatives are also subject to counterparty risk, which is the risk that the other party in the transaction will not fulfill its contractual obligation.

Market and Illiquidity Risk — The possible lack of a liquid secondary market for derivatives and the resulting inability of the Fund to sell or otherwise close a derivatives position could expose the Fund to losses and could make derivatives more difficult for the Fund to value accurately.

Valuation Risk — Valuation may be more difficult in times of market turmoil since many investors and market makers may be reluctant to purchase complex instruments or quote prices for them.

Hedging Risk — Hedges are sometimes subject to imperfect matching between the derivative and the underlying security, and there can be no assurance that the Fund's hedging transactions will be effective. The use of hedging may result in certain adverse tax consequences.

Tax Risk — Certain aspects of the tax treatment of derivative instruments, including swap agreements and commodity-linked derivative instruments, are currently unclear and may be affected by changes in legislation, regulations or other legally binding authority. Such treatment may be less favorable than that given to a direct investment in an underlying asset and may adversely affect the timing, character and amount of income the Fund realizes from its investments.

Regulatory Risk — Derivative contracts, including, without limitation, swaps, currency forwards and non-deliverable forwards, are subject to regulation under the Dodd-Frank Wall Street Reform and Consumer Protection Act (the "Dodd-Frank Act") in the United States and under comparable regimes in Europe, Asia and other non-U.S. jurisdictions. Under the Dodd-Frank Act, with respect to uncleared swaps, swap dealers are required to collect variation margin from the Fund and may be required by applicable regulations to collect initial margin from the Fund. Both initial and variation margin may be comprised of cash and/or securities, subject to applicable regulatory haircuts. Shares of investment companies (other than certain money market funds) may not be posted as collateral under applicable regulations.

In addition, regulations adopted by global prudential regulators that are now in effect require certain bank-regulated counterparties and certain of their affiliates to include in certain financial contracts, including many derivatives contracts, terms that delay or restrict the rights of counterparties, such as the Fund, to terminate such contracts, foreclose upon collateral, exercise other default rights or restrict transfers of credit support in the event that the counterparty and/or its affiliates are subject to certain types of resolution or insolvency proceedings. The implementation of these requirements with respect to derivatives, as well as regulations under the Dodd-Frank Act regarding clearing, mandatory trading and margining of other derivatives, may increase the costs and risks to the Fund of trading in these instruments and, as a result, may affect returns to investors in the Fund.

On October 28, 2020, the Securities and Exchange Commission adopted new regulations governing the use of derivatives by registered investment companies ("Rule 18f-4"). The Fund will be required to implement and comply with Rule 18f-4 by August 19, 2022. Once implemented, Rule 18f-4 will impose limits on the amount of derivatives a fund can enter into, eliminate the asset segregation framework currently used by funds to comply with Section 18 of the Investment Company Act of 1940, as amended, treat derivatives as senior securities and require funds whose use of derivatives is more than a limited specified exposure amount to establish and maintain a comprehensive derivatives risk management program and appoint a derivatives risk manager.

- **Emerging Markets Risk** — Emerging markets are riskier than more developed markets because they tend to develop unevenly and may never fully develop. Investments in emerging markets may be considered speculative. Emerging markets are more likely to experience hyperinflation and currency devaluations, which adversely affect returns to U.S. investors. In addition, many emerging securities markets have far lower trading volumes and less liquidity than developed markets.
- **Foreign Securities Risk** — Foreign investments often involve special risks not present in U.S. investments that can increase the chances that the Fund will lose money. These risks include:
 - The Fund generally holds its foreign securities and cash in foreign banks and securities depositories, which may be recently organized or new to the foreign custody business and may be subject to only limited or no regulatory oversight.
 - Changes in foreign currency exchange rates can affect the value of the Fund's portfolio.
 - The economies of certain foreign markets may not compare favorably with the economy of the United States with respect to such issues as growth of gross national product, reinvestment of capital, resources and balance of payments position.
 - The governments of certain countries, or the U.S. Government with respect to certain countries, may prohibit or impose substantial restrictions through capital controls and/or sanctions on foreign investments in the capital markets or certain industries in those countries, which may prohibit or restrict the ability to own or transfer currency, securities, derivatives or other assets.
 - Many foreign governments do not supervise and regulate stock exchanges, brokers and the sale of securities to the same extent as does the United States and may not have laws to protect investors that are comparable to U.S. securities laws.

- Settlement and clearance procedures in certain foreign markets may result in delays in payment for or delivery of securities not typically associated with settlement and clearance of U.S. investments.
- The Fund's claims to recover foreign withholding taxes may not be successful, and if the likelihood of recovery of foreign withholding taxes materially decreases, due to, for example, a change in tax regulation or approach in the foreign country, accruals in the Fund's net asset value for such refunds may be written down partially or in full, which will adversely affect the Fund's net asset value.
- The European financial markets have recently experienced volatility and adverse trends due to concerns about economic downturns in, or rising government debt levels of, several European countries as well as acts of war in the region. These events may spread to other countries in Europe and may affect the value and liquidity of certain of the Fund's investments.
- **Geographic Risk** — Some of the companies in which the Fund invests are located in parts of the world that have historically been prone to natural disasters, such as earthquakes, tornadoes, volcanic eruptions, droughts, floods, hurricanes or tsunamis, and are economically sensitive to environmental events. Any such event may adversely impact the economies of these geographic areas or business operations of companies in these geographic areas, causing an adverse impact on the value of the Fund.
- **Income Risk** — The Fund's income may decline due to a decline in inflation, deflation or changes in inflation expectations.
- **Index-Related Risk** — There is no guarantee that an Underlying Fund's investment results will have a high degree of correlation to those of its underlying index or that the Underlying Fund will achieve its investment objective. Market disruptions or high volatility, other unusual market circumstances and regulatory restrictions could have an adverse effect on an Underlying Fund's ability to adjust its exposure to the required levels in order to track its underlying index. Errors in index data, index computations or the construction of an underlying index in accordance with its methodology may occur from time to time and may not be identified and corrected by the index provider for a period of time or at all, which may have an adverse impact on an Underlying Fund and its shareholders. Unusual market conditions may cause the index provider to postpone a scheduled rebalance, which could cause an underlying index to vary from its normal or expected composition.

An index fund has operating and other expenses while an index does not. As a result, while an Underlying Fund that is an index fund will attempt to track its underlying index as closely as possible, it will tend to underperform the underlying index to some degree over time. If an index fund is properly correlated to its stated index, the fund will perform poorly when the index performs poorly.
- **Issuer Risk** — Fund performance depends on the performance of individual securities to which the Fund has exposure. Changes in the financial condition or credit rating of an issuer of those securities may cause the value of the securities to decline.
- **Management Risk** — As an Underlying Fund may not fully replicate its underlying index, it is subject to the risk that the Underlying Fund's investment manager's investment strategy may not produce the intended results.
- **Money Market Securities Risk** — If market conditions improve while the Fund has invested some or all of its assets in high quality money market securities, this strategy could result in reducing the potential gain from the market upswing, thus reducing the Fund's opportunity to achieve its investment objective.
- **Mortgage- and Asset-Backed Securities Risks** — Mortgage- and asset-backed securities represent interests in "pools" of mortgages or other assets, including consumer loans or receivables held in trust. Mortgage- and asset-backed securities are subject to credit, interest rate, prepayment and extension risks. These securities also are subject to risk of default on the underlying mortgage or asset, particularly during periods of economic downturn. Small movements in interest rates (both increases and decreases) may quickly and significantly reduce the value of certain mortgage-backed securities.
- **National Closed Market Trading Risk** — To the extent that the underlying securities and/or other assets held by an Underlying Fund that is an ETF trade on foreign exchanges or in foreign markets that may be closed when the securities exchange on which the Underlying Fund's shares trade is open, there are likely to be deviations between the current price of such an underlying security and the last quoted price for the underlying security (*i.e.*, an Underlying Fund's quote from the closed foreign market). The impact of a closed foreign market on an Underlying Fund is likely to be greater where a large portion of the Underlying Fund's underlying securities and/or other assets trade on that closed foreign market or when the foreign market is closed for unscheduled reasons. These deviations could result in premiums or discounts to one or more of the Underlying Funds' net asset values that may be greater than those experienced by other ETFs.
- **Passive Investment Risk** — Because BFA does not select individual companies in the underlying indexes for certain Underlying Funds, those Underlying Funds may hold securities of companies that present risks that an investment adviser researching individual securities might seek to avoid.

- **Preferred Securities Risk** — Preferred securities may pay fixed or adjustable rates of return. Preferred securities are subject to issuer-specific and market risks applicable generally to equity securities. In addition, a company's preferred securities generally pay dividends only after the company makes required payments to holders of its bonds and other debt. For this reason, the value of preferred securities will usually react more strongly than bonds and other debt to actual or perceived changes in the company's financial condition or prospects. Preferred securities of smaller companies may be more vulnerable to adverse developments than preferred securities of larger companies.
- **Real Estate-Related Securities Risk** — The main risk of real estate-related securities is that the value of the underlying real estate may go down. Many factors may affect real estate values. These factors include both the general and local economies, vacancy rates, tenant bankruptcies, the ability to re-lease space under expiring leases on attractive terms, the amount of new construction in a particular area, the laws and regulations (including zoning, environmental and tax laws) affecting real estate and the costs of owning, maintaining and improving real estate. The availability of mortgage financing and changes in interest rates may also affect real estate values. If the Fund's real estate-related investments are concentrated in one geographic area or in one property type, the Fund will be particularly subject to the risks associated with that area or property type. Many issuers of real estate-related securities are highly leveraged, which increases the risk to holders of such securities. The value of the securities the Fund buys will not necessarily track the value of the underlying investments of the issuers of such securities.
- **REIT Investment Risk** — Investments in REITs involve unique risks. REITs may have limited financial resources, may trade less frequently and in limited volume, may engage in dilutive offerings of securities and may be more volatile than other securities. REIT issuers may also fail to maintain their exemptions from investment company registration or fail to qualify for the "dividends paid deduction" under the Internal Revenue Code of 1986, as amended (the "Internal Revenue Code"), which allows REITs to reduce their corporate taxable income for dividends paid to their shareholders.
- **Representative Sampling Risk** — Representative sampling is a method of indexing that involves investing in a representative sample of securities that collectively have a similar investment profile to the index and resemble the index in terms of risk factors and other key characteristics. A passively managed ETF may or may not hold every security in the index. When an ETF deviates from a full replication indexing strategy to utilize a representative sampling strategy, the ETF is subject to an increased risk of tracking error, in that the securities selected in the aggregate for the ETF may not have an investment profile similar to those of its index.
- **Shares of an ETF May Trade at Prices Other Than Net Asset Value** — Shares of an ETF trade on exchanges at prices at, above or below their most recent net asset value. The per share net asset value of an ETF is calculated at the end of each business day and fluctuates with changes in the market value of the ETF's holdings since the most recent calculation. The trading prices of an ETF's shares fluctuate continuously throughout trading hours based on market supply and demand rather than net asset value. The trading prices of an ETF's shares may deviate significantly from net asset value during periods of market volatility. Any of these factors may lead to an ETF's shares trading at a premium or discount to net asset value. However, because shares can be created and redeemed in creation units, which are aggregated blocks of shares that authorized participants who have entered into agreements with the ETF's distributor can purchase or redeem directly from the ETF, at net asset value (unlike shares of many closed-end funds, which frequently trade at appreciable discounts from, and sometimes at premiums to, their net asset values), large discounts or premiums to the net asset value of an ETF are not likely to be sustained over the long-term. While the creation/redemption feature is designed to make it likely that an ETF's shares normally trade on exchanges at prices close to the ETF's next calculated net asset value, exchange prices are not expected to correlate exactly with an ETF's net asset value due to timing reasons as well as market supply and demand factors. In addition, disruptions to creations and redemptions or the existence of extreme market volatility may result in trading prices that differ significantly from net asset value. If a shareholder purchases at a time when the market price is at a premium to the net asset value or sells at a time when the market price is at a discount to the net asset value, the shareholder may sustain losses.
- **Small and Mid-Capitalization Company Risk** — Companies with small or mid-size market capitalizations will normally have more limited product lines, markets and financial resources and will be dependent upon a more limited management group than larger capitalized companies. In addition, it is more difficult to get information on smaller companies, which tend to be less well known, have shorter operating histories, do not have significant ownership by large investors and are followed by relatively few securities analysts.
- **Structured Products Risk** — Holders of structured products bear risks of the underlying investments, index or reference obligation and are subject to counterparty risk. The Fund may have the right to receive payments only from the structured product, and generally does not have direct rights against the issuer or the entity that sold the assets to be securitized. Certain structured products may be thinly traded or have a limited trading market. In addition to the general risks associated with debt securities discussed herein, structured products carry additional risks, including, but not limited to: the possibility that distributions from collateral securities will not be adequate to make interest or other payments; the quality of the collateral may decline in value or default; and the possibility that the structured products are subordinate to other classes. Structured notes are based upon the movement of one or

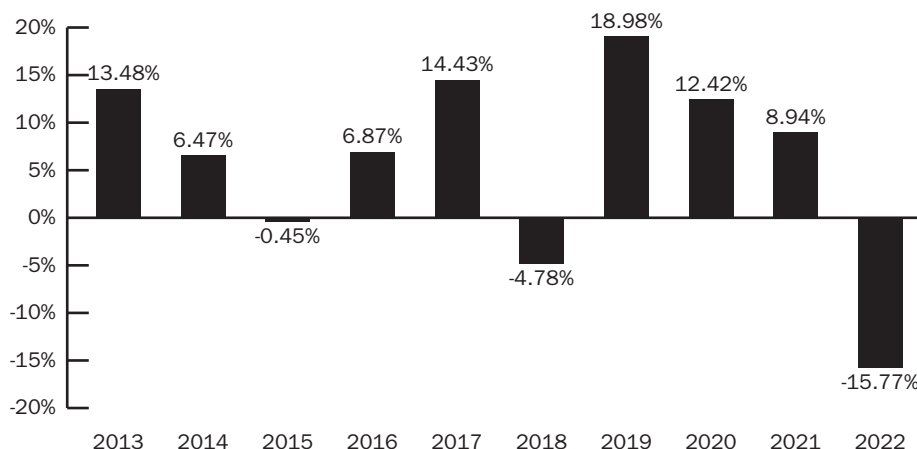
more factors, including currency exchange rates, interest rates, reference bonds and stock indices, and changes in interest rates and impact of these factors may cause significant price fluctuations. Additionally, changes in the reference instrument or security may cause the interest rate on the structured note to be reduced to zero.

- **Tracking Error Risk** — Tracking error is the divergence of an Underlying Fund's performance from that of its underlying index. Tracking error may occur because of differences between the securities and other instruments held in an Underlying Fund's portfolio and those included in its underlying index, pricing differences (including, as applicable, differences between a security's price at the local market close and an Underlying Fund's valuation of a security at the time of calculation of an Underlying Fund's net asset value), differences in transaction costs, an Underlying Fund's holding of uninvested cash, differences in timing of the accrual of or the valuation of dividends or other distributions, interest, the requirements to maintain pass-through tax treatment, portfolio transactions carried out to minimize the distribution of capital gains to shareholders, changes to an underlying index and the cost to an Underlying Fund of complying with various new or existing regulatory requirements. These risks may be heightened during times of increased market volatility or other unusual market conditions. In addition, tracking error may result because an Underlying Fund incurs fees and expenses, while its underlying index does not.
- **Treasury Obligations Risk** — Direct obligations of the U.S. Treasury have historically involved little risk of loss of principal if held to maturity. However, due to fluctuations in interest rates, the market value of such securities may vary during the period shareholders own shares of the Fund.
- **U.S. Government Issuer Risk** — Treasury obligations may differ in their interest rates, maturities, times of issuance and other characteristics. Obligations of U.S. Government agencies and authorities are supported by varying degrees of credit but generally are not backed by the full faith and credit of the U.S. Government. No assurance can be given that the U.S. Government will provide financial support to its agencies and authorities if it is not obligated by law to do so.
- **Valuation Risk** — The price the Fund could receive upon the sale of a security or unwind of a financial instrument or other asset may differ from the Fund's valuation of the security or other asset and from the value used by the Underlying Index, particularly for securities or other assets that trade in low volume or volatile markets, or assets that are impacted by market disruption events or that are valued using a fair value methodology as a result of trade suspensions or for other reasons. In addition, the value of the securities or other assets in the Fund's portfolio may change on days or during time periods when shareholders will not be able to purchase or sell the Fund's shares. The Fund's ability to value investments may be impacted by technological issues or errors by pricing services or other third-party service providers.

Performance Information

The information shows how the Fund's performance has varied year by year and provides some indication of the risks of investing in the Fund. The average annual total returns table compares the performance of LifePath Index 2025 Fund to that of the Russell 1000® Index and the LifePath Index 2025 Fund Custom Benchmark, a customized weighted index comprised of the Bloomberg U.S. Long Credit Bond Index, Bloomberg U.S. Intermediate Credit Bond Index, Bloomberg U.S. Long Government Bond Index, Bloomberg U.S. Intermediate Government Bond Index and Bloomberg U.S. Securitized: MBS, ABS and CMBS Index, Bloomberg U.S. Treasury Inflation Protected Securities (TIPS) Index (Series-L), FTSE EPRA Nareit Developed Index, MSCI ACWI ex USA IMI Index, Russell 1000® Index and Russell 2000® Index, which are representative of the asset classes in which LifePath Index 2025 Fund invests according to their weightings as of the most recent quarter-end. Prior to May 31, 2022, the LifePath Index 2025 Fund Custom Benchmark was comprised of the Bloomberg U.S. Aggregate Bond Index, Bloomberg U.S. Treasury Inflation Protected Securities (TIPS) Index (Series-L), FTSE EPRA Nareit Developed Index, MSCI ACWI ex USA IMI Index, Russell 1000® Index and Russell 2000® Index. The weightings of the indexes in the LifePath Index 2025 Fund Custom Benchmark are adjusted periodically to reflect the investment adviser's evaluation and adjustment of LifePath Index 2025 Fund's asset allocation strategy. The returns of the LifePath Index 2025 Fund Custom Benchmark shown in the average annual total returns table are not recalculated or restated when they are adjusted to reflect LifePath Index 2025 Fund's asset allocation strategy but rather reflect the LifePath Index 2025 Fund Custom Benchmark's actual allocation over time, which may be different from the current allocation. Effective November 28, 2014, LifePath Index 2025 Fund changed its glide path and target asset allocation to target higher levels of equity exposure for LifePath Index 2025 Fund throughout the glide path. Performance for the periods shown prior to November 28, 2014 is based on the prior glide path and target asset allocation. To the extent that dividends and distributions have been paid by LifePath Index 2025 Fund, the performance information for the Fund in the chart and table assumes reinvestment of the dividends and distributions. How LifePath Index 2025 Fund performed in the past (before and after taxes) is not necessarily an indication of how it will perform in the future. The table includes all applicable fees. If BFA, BAL and their affiliates had not waived or reimbursed certain LifePath Index 2025 Fund expenses during these periods, LifePath Index 2025 Fund's returns would have been lower. Updated information on LifePath Index 2025 Fund's performance, including its current net asset value, can be obtained by visiting <http://www.blackrock.com> or can be obtained by phone at (800) 882-0052.

**Class K Shares
ANNUAL TOTAL RETURNS
LifePath Index 2025 Fund
As of 12/31**



During the periods shown in the bar chart, the highest return for a quarter was 11.83% (quarter ended June 30, 2020) and the lowest return for a quarter was -11.26% (quarter ended March 31, 2020).

**For the periods ended 12/31/22
Average Annual Total Returns**

	1 Year	5 Years	10 Years
LifePath Index 2025 Fund — Class K Shares			
Return Before Taxes	(15.77)%	3.17%	5.57%
Return After Taxes on Distributions	(16.52)%	2.23%	4.66%
Return After Taxes on Distributions and Sale of Fund Shares	(9.22)%	2.14%	4.11%
LifePath Index 2025 Fund Custom Benchmark (Reflects no deduction for fees, expenses or taxes)	(15.62)%	3.21%	5.65%
Russell 1000® Index (Reflects no deduction for fees, expenses or taxes)	(19.13)%	9.13%	12.37%

After-tax returns are calculated using the historical highest individual federal marginal income tax rates and do not reflect the impact of state and local taxes. Actual after-tax returns depend on the investor's tax situation and may differ from those shown, and the after-tax returns shown are not relevant to investors who hold their shares through tax-deferred arrangements, such as 401(k) plans or individual retirement accounts.

Investment Adviser

The Fund's investment manager is BlackRock Fund Advisors (previously defined as "BFA").

Portfolio Managers

Name	Portfolio Manager of the Fund Since	Title
Chris Chung, CFA	2020	Managing Director of BlackRock, Inc.
Lisa O'Connor, CFA	2020	Managing Director of BlackRock, Inc.
Greg Savage, CFA	2018	Managing Director of BlackRock, Inc.
Paul Whitehead	2023	Managing Director of BlackRock, Inc.

Purchase and Sale of Fund Shares

Class K Shares of the Fund are available only to (i) certain employee benefit plans, such as health savings accounts, and certain employer-sponsored retirement plans (not including SEP IRAs, SIMPLE IRAs and SARSEPs) (collectively, "Employer-Sponsored Retirement Plans"), (ii) collective trust funds, investment companies and other pooled investment vehicles, each of which may purchase shares of the Fund through a Financial Intermediary that has entered into an agreement with the Fund's distributor to purchase such shares, (iii) "Institutional Investors," which include, but are not limited to, endowments, foundations, family offices, banks and bank trusts, local, city, and state governmental

institutions, corporations and insurance company separate accounts, each of which may purchase shares of the Fund through a Financial Intermediary that has entered into an agreement with the Fund's distributor to purchase such shares, (iv) clients of private banks that purchase shares of the Fund through a Financial Intermediary that has entered into an agreement with the Fund's distributor to sell such shares, (v) fee-based advisory platforms of a Financial Intermediary that (a) has specifically acknowledged in a written agreement with the Fund's distributor and/or its affiliate(s) that the Financial Intermediary shall offer such shares to fee-based advisory clients through an omnibus account held at the Fund or (b) transacts in the Fund's shares through another intermediary that has executed such an agreement and (vi) any other investors who met the eligibility criteria for BlackRock Shares or Class K Shares prior to August 15, 2016 and have continually held Class K Shares of the Fund in the same account since August 15, 2016.

You may purchase or redeem shares of the Fund each day the New York Stock Exchange is open. Purchase orders may also be placed by calling (800) 537-4942, by mail (c/o BlackRock Funds III, P.O. Box 534429, Pittsburgh, Pennsylvania 15253-4429), or online at www.blackrock.com. Institutional Investors are subject to a \$5 million minimum initial investment requirement. Other investors, including Employer-Sponsored Retirement Plans, have no minimum initial investment requirement. There is no minimum investment amount for additional purchases.

Tax Information

Different income tax rules apply depending on whether you are invested through a qualified tax-exempt plan described in section 401(a) of the Internal Revenue Code. If you are invested through such a plan (and Fund shares are not "debt-financed property" to the plan), then the dividends paid by the Fund and the gain realized from a redemption or exchange of Fund shares will generally not be subject to U.S. federal income taxes until you withdraw or receive distributions from the plan. If you are not invested through such a plan, then the Fund's dividends and gain from a redemption or exchange may be subject to U.S. federal income taxes and may be taxed as ordinary income or capital gains, unless you are a tax-exempt investor.

Payments to Broker/Dealers and Other Financial Intermediaries

If you purchase shares of the Fund through a Financial Intermediary, the Fund and BlackRock Investments, LLC, the Fund's distributor, or its affiliates may pay the Financial Intermediary for the sale of Fund shares and related services. These payments may create a conflict of interest by influencing the Financial Intermediary and your individual financial professional to recommend the Fund over another investment.

Class K Shares are only available through a Financial Intermediary if the Financial Intermediary will not receive from Fund assets, or the Fund's distributor's or an affiliate's resources, any commission payments, shareholder servicing fees (including sub-transfer agent and networking fees), or distribution fees (including Rule 12b-1 fees) with respect to assets invested in Class K Shares.

Ask your individual financial professional or visit your Financial Intermediary's website for more information.

Fund Overview

Key Facts About BlackRock LifePath® Index 2030 Fund

Investment Objective

The investment objective of BlackRock LifePath® Index 2030 Fund (“LifePath Index 2030 Fund” or the “Fund”), a series of BlackRock Funds III (the “Trust”), is to seek to provide for retirement outcomes based on quantitatively measured risk. In pursuit of this objective, LifePath Index 2030 Fund will be broadly diversified across global asset classes, with asset allocations becoming more conservative over time.

Fees and Expenses of the Fund

This table describes the fees and expenses that you may pay if you buy, hold and sell Class K Shares of LifePath Index 2030 Fund. **You may pay other fees, such as brokerage commissions and other fees to your financial professional or your selected securities dealer, broker, investment adviser, service provider or industry professional (including BlackRock Fund Advisors (“BFA”) and its affiliates) (each, a “Financial Intermediary”), which are not reflected in the table and example below.**

Annual Fund Operating Expenses (expenses that you pay each year as a percentage of the value of your investment)	Class K Shares
Management Fee ¹	0.05%
Distribution and/or Service (12b-1) Fees	0.00%
Other Expenses ^{1,3}	0.04%
Administration Fee ¹	0.04%
Independent Expenses ³	—
Acquired Fund Fees and Expenses ^{1,2}	0.05%
Total Annual Fund Operating Expenses²	0.14%
Fee Waivers and/or Expense Reimbursements ^{1,3}	(0.05)%
Total Annual Fund Operating Expenses After Fee Waivers and/or Expense Reimbursements^{1,3}	0.09%

¹ As described in the “Management of the Funds” section of the Fund’s prospectus beginning on page 145, BFA and BlackRock Advisors, LLC (“BAL”) have contractually agreed to reimburse the Fund for Acquired Fund Fees and Expenses up to a maximum amount equal to the combined Management Fee and Administration Fee of each share class through June 30, 2024. In addition, BFA has contractually agreed to waive its management fees by the amount of investment advisory fees the Fund pays to BFA indirectly through its investment in money market funds managed by BFA or its affiliates, through June 30, 2024. The contractual agreements may be terminated upon 90 days’ notice by a majority of the non-interested trustees of the Trust or by a vote of a majority of the outstanding voting securities of the Fund.

² Total Annual Fund Operating Expenses do not correlate to the ratio of expenses to average net assets given in the Fund’s most recent annual report, which does not include Acquired Fund Fees and Expenses.

³ Independent Expenses consist of the Fund’s allocable portion of the fees and expenses of the independent trustees of the Trust, counsel to such independent trustees and the independent registered public accounting firm that provides audit services to the Fund. BAL and BFA have contractually agreed to reimburse, or provide offsetting credits to, the Fund for Independent Expenses through June 30, 2033. After giving effect to such contractual arrangements, Independent Expenses will be 0.00%. Such contractual arrangements may not be terminated prior to July 1, 2033 without the consent of the Board of Trustees of the Trust.

Example:

This Example is intended to help you compare the cost of investing in Class K Shares of the Fund with the cost of investing in other mutual funds. The Example assumes that you invest \$10,000 in Class K Shares of the Fund for the time periods indicated and then redeem all of your shares at the end of those periods. The Example also assumes that your investment has a 5% return each year and that the Fund’s operating expenses remain the same. Although your actual costs may be higher or lower, based on these assumptions your costs would be:

	1 Year	3 Years	5 Years	10 Years
Class K Shares	\$9	\$40	\$74	\$174

Portfolio Turnover:

The Fund pays transaction costs, such as commissions, when it buys and sells securities (or “turns over” its portfolio). A higher portfolio turnover rate may indicate higher transaction costs and may result in higher taxes when shares are held in a taxable account. These costs, which are not reflected in annual fund operating expenses or in the Example, affect the Fund’s performance. During the most recent fiscal year, the Fund’s portfolio turnover rate was 50% of the average value of its portfolio.

Principal Investment Strategies of the Fund

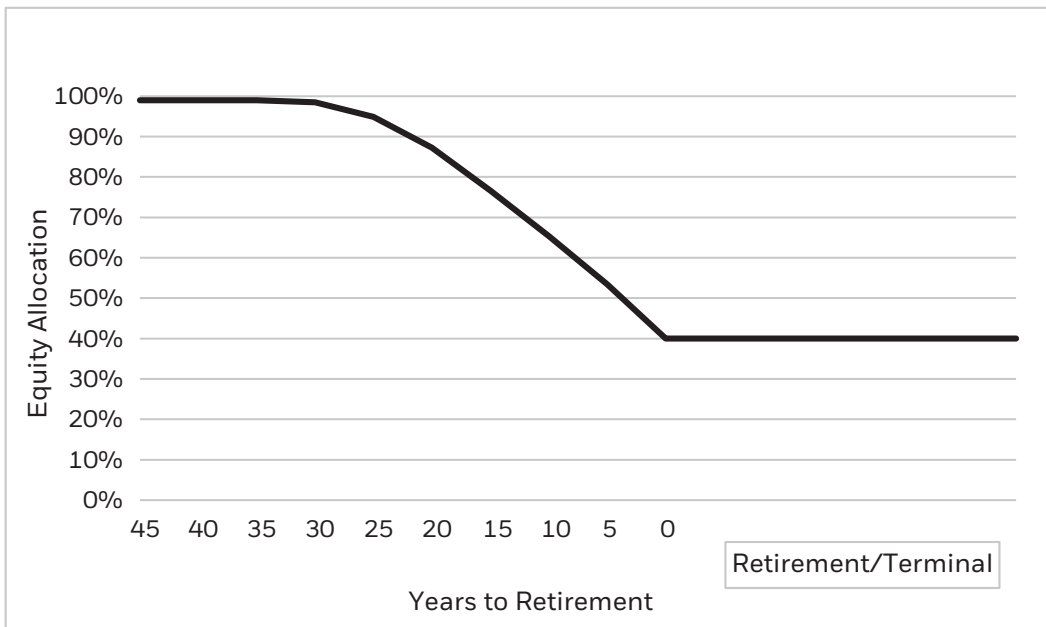
LifePath Index 2030 Fund allocates and reallocates its assets among a combination of equity and bond index funds and money market funds (the “Underlying Funds”) in proportions based on its own comprehensive investment strategy.

LifePath Index 2030 Fund seeks to provide for retirement outcomes based on quantitatively measured risk. BFA employs a multi-dimensional approach to assess risk for LifePath Index 2030 Fund and to determine LifePath Index 2030 Fund’s allocation across asset classes. As part of this multi-dimensional approach, BFA aims to quantify risk using proprietary risk measurement tools that, among other things, analyze historical and forward-looking securities market data, including risk, asset class correlations, and expected returns. Under normal circumstances, the Fund intends to invest primarily in affiliated open-end index funds and affiliated exchange-traded funds (“ETFs”).

LifePath Index 2030 Fund will invest, under normal circumstances, at least 80% of its assets in securities or other financial instruments that are components of or have economic characteristics similar to the securities included in its custom benchmark index, the LifePath Index 2030 Fund Custom Benchmark. LifePath Index 2030 Fund is designed for investors expecting to retire or to begin withdrawing assets around the year 2030. The Fund employs a “passive” management approach, attempting to invest in a portfolio of assets whose performance is expected to match approximately the performance of the Fund’s custom benchmark index. As of March 31, 2023, the Fund held approximately 58% of its assets in Underlying Funds designed to track particular equity indexes, approximately 42% of its assets in Underlying Funds designed to track particular bond indexes and the remainder of its assets in Underlying Funds that invest primarily in money market instruments. Certain Underlying Funds may invest in real estate investment trusts (“REITs”), foreign securities, emerging market securities, below investment-grade bonds and derivative securities or instruments, such as options and futures, the value of which is derived from another security, a currency or an index, when seeking to match the performance of a particular market index. The Fund and certain Underlying Funds may also lend securities with a value up to 33 $\frac{1}{3}$ % of their respective total assets to financial institutions that provide cash or securities issued or guaranteed by the U.S. Government as collateral.

Under normal circumstances, the asset allocation will change over time according to a predetermined “glide path” as the Fund approaches its target date. The glide path below represents the shifting of asset classes over time. As the glide path shows, the Fund’s asset allocations become more conservative — prior to retirement — as time elapses. This reflects the need for reduced investment risks as retirement approaches and the need for lower volatility of the Fund, which may be a primary source of income after retirement.

LifePath Index 2030 Fund is one of a group of funds referred to as the “LifePath Index Funds,” each of which seeks to provide for retirement outcomes based on quantitatively measured risk that investors on average may be willing to accept given a particular time horizon. The following chart illustrates the glide path — the target allocation among asset classes as the LifePath Index Funds approach their target dates:



The following table lists the target allocation by years until retirement:

Years Until Retirement	Equity Funds (includes REITs)	Fixed-Income Funds
45	99%	1%
40	99%	1%
35	99%	1%
30	98%	2%
25	95%	5%
20	87%	13%
15	77%	23%
10	65%	35%
5	53%	47%
0	40%	60%

The asset allocation targets are established by the portfolio managers. The investment team, including the portfolio managers, meets regularly to assess market conditions, review the asset allocation targets of the Fund, and determine whether any changes are required to enable the Fund to achieve its investment objective.

Although the asset allocation targets listed for the glide path are general, long-term targets, BFA may periodically adjust the proportion of equity index funds and fixed-income index funds in the Fund, based on an assessment of the current market conditions, the potential contribution of each asset class to the expected risk and return characteristics of the Fund, reallocations of Fund composition to reflect intra-year movement along the glide path and other factors. In general, such adjustments will be limited; however, BFA may determine that a greater degree of variation is warranted to protect the Fund or achieve its investment objective.

BFA's second step in the structuring of the Fund is the selection of the Underlying Funds. Factors such as fund classifications, historical risk and performance, and the relationship to other Underlying Funds in the Fund are considered when selecting Underlying Funds. The specific Underlying Funds selected for the Fund are determined at BFA's discretion and may change as deemed appropriate to allow the Fund to meet its investment objective. See the "Details About the Funds — Information About the Underlying Funds" section of the prospectus for a list of the Underlying Funds, their classification into equity, fixed income or money market funds and a brief description of their investment objectives and primary investment strategies.

Within the prescribed percentage allocations to equity and fixed-income index funds, BFA seeks to diversify the Fund. The allocation to Underlying Funds that track equity indexes may be further diversified by style (including both value and growth), market capitalization (including large cap, mid cap, small cap and emerging growth), region (including domestic and international (including emerging markets)) or other factors. The allocation to Underlying Funds that track fixed-income indexes may be further diversified by sector (including government, corporate, agency, and other sectors), duration (a calculation of the average life of a bond which measures its price risk), credit quality (including non-investment grade debt or junk bonds), geographic location (including U.S. and foreign-issued securities), or other factors. Though BFA seeks to diversify the Fund, certain Underlying Funds may concentrate their investments in specific sectors or geographic regions or countries. The percentage allocation to the various styles of equity and fixed-income Underlying Funds is determined at the discretion of the investment team and can be changed to reflect the current market environment.

Principal Risks of Investing in the Fund

Risk is inherent in all investing. The value of your investment in LifePath Index 2030 Fund, as well as the amount of return you receive on your investment, may fluctuate significantly from day to day and over time. You may lose part or all of your investment in the Fund or your investment may not perform as well as other similar investments. An investment in the Fund is not a bank deposit and it is not insured or guaranteed by the Federal Deposit Insurance Corporation or any other government agency. The following is a summary description of principal risks of investing in the Fund and/or the Underlying Funds. References to the Fund in the description of risks below may include the Underlying Funds in which the Fund invests, as applicable. The relative significance of each risk factor below may change over time and you should review each risk factor carefully.

Principal Risks of the Fund's Investment Strategies

- **Equity Securities Risk** — Stock markets are volatile. The price of equity securities fluctuates based on changes in a company's financial condition and overall market and economic conditions.
- **Debt Securities Risk** — Debt securities, such as bonds, involve interest rate risk, credit risk, extension risk, and prepayment risk, among other things.

Interest Rate Risk — The market value of bonds and other fixed-income securities changes in response to interest rate changes and other factors. Interest rate risk is the risk that prices of bonds and other fixed-income securities will increase as interest rates fall and decrease as interest rates rise.

The Fund may be subject to a greater risk of rising interest rates due to the recent period of historically low interest rates. For example, if interest rates increase by 1%, assuming a current portfolio duration of ten years, and all other factors being equal, the value of the Fund's investments would be expected to decrease by 10%. (Duration is a measure of the price sensitivity of a debt security or portfolio of debt securities to relative changes in interest rates.) The magnitude of these fluctuations in the market price of bonds and other fixed-income securities is generally greater for those securities with longer maturities. Fluctuations in the market price of the Fund's investments will not affect interest income derived from instruments already owned by the Fund, but will be reflected in the Fund's net asset value. The Fund may lose money if short-term or long-term interest rates rise sharply in a manner not anticipated by Fund management.

To the extent the Fund invests in debt securities that may be prepaid at the option of the obligor (such as mortgage-backed securities), the sensitivity of such securities to changes in interest rates may increase (to the detriment of the Fund) when interest rates rise. Moreover, because rates on certain floating rate debt securities typically reset only periodically, changes in prevailing interest rates (and particularly sudden and significant changes) can be expected to cause some fluctuations in the net asset value of the Fund to the extent that it invests in floating rate debt securities.

These basic principles of bond prices also apply to U.S. Government securities. A security backed by the "full faith and credit" of the U.S. Government is guaranteed only as to its stated interest rate and face value at maturity, not its current market price. Just like other fixed-income securities, government-guaranteed securities will fluctuate in value when interest rates change.

A general rise in interest rates has the potential to cause investors to move out of fixed-income securities on a large scale, which may increase redemptions from funds that hold large amounts of fixed-income securities. Heavy redemptions could cause the Fund to sell assets at inopportune times or at a loss or depressed value and could hurt the Fund's performance.

Credit Risk — Credit risk refers to the possibility that the issuer of a debt security (i.e., the borrower) will not be able to make payments of interest and principal when due. Changes in an issuer's credit rating or the market's perception of an issuer's creditworthiness may also affect the value of the Fund's investment in that issuer. The degree of credit risk depends on both the financial condition of the issuer and the terms of the obligation.

Extension Risk — When interest rates rise, certain obligations will be paid off by the obligor more slowly than anticipated, causing the value of these obligations to fall.

Prepayment Risk — When interest rates fall, certain obligations will be paid off by the obligor more quickly than originally anticipated, and the Fund may have to invest the proceeds in securities with lower yields.

- **Investments in Underlying Funds Risk** — Because the Fund invests substantially all of its assets in Underlying Funds, its investment performance is related to the performance of the Underlying Funds. The Fund's net asset value will change with changes in the value of the Underlying Funds and other securities in which it invests. An investment in the Fund will entail more direct and indirect costs and expenses than a direct investment in the Underlying Funds.
- **Allocation Risk** — The Fund's ability to achieve its investment objective depends upon the Fund's asset class allocation and the mix of Underlying Funds. There is a risk that the asset class allocation or the combination of Underlying Funds may be incorrect in view of actual market conditions. In addition, the asset allocation or the combination of Underlying Funds determined by BFA could result in underperformance as compared to funds with similar investment objectives and strategies.
- **Retirement Income Risk** — The Fund does not provide a guarantee that sufficient capital appreciation will be achieved to provide adequate income at and through retirement. The Fund also does not ensure that you will have assets in your account sufficient to cover your retirement expenses or that you will have enough saved to be able to retire in the target year identified in the Fund's name; this will depend on the amount of money you have invested in the Fund, the length of time you have held your investment, the returns of the markets over time, the amount you spend in retirement, and your other assets and income sources.
- **Affiliated Fund Risk** — In managing the Fund, BFA will have authority to select and substitute underlying funds and ETFs. BFA may be subject to potential conflicts of interest in selecting underlying funds and ETFs because the fees paid to BFA by some underlying funds and ETFs are higher than the fees paid by other underlying funds and ETFs. However, BFA is a fiduciary to the Fund and is legally obligated to act in the Fund's best interests when selecting underlying funds and ETFs. If an underlying fund or ETF holds interests in an affiliated fund, the Fund may be prohibited from purchasing shares of that underlying fund or ETF.

- **Market Risk and Selection Risk** — Market risk is the risk that one or more markets in which the Fund invests will go down in value, including the possibility that the markets will go down sharply and unpredictably. The value of a security or other asset may decline due to changes in general market conditions, economic trends or events that are not specifically related to the issuer of the security or other asset, or factors that affect a particular issuer or issuers, exchange, country, group of countries, region, market, industry, group of industries, sector or asset class. Local, regional or global events such as war, acts of terrorism, the spread of infectious illness or other public health issues like pandemics or epidemics, recessions, or other events could have a significant impact on the Fund and its investments. Selection risk is the risk that the securities selected by Fund management will underperform the markets, the relevant indices or the securities selected by other funds with similar investment objectives and investment strategies. This means you may lose money.

An outbreak of an infectious coronavirus (COVID-19) that was first detected in December 2019 developed into a global pandemic that has resulted in numerous disruptions in the market and has had significant economic impact leaving general concern and uncertainty. Although vaccines have been developed and approved for use by various governments, the duration of the pandemic and its effects cannot be predicted with certainty. The impact of this coronavirus, and other epidemics and pandemics that may arise in the future, could affect the economies of many nations, individual companies and the market in general ways that cannot necessarily be foreseen at the present time.

- **Risk of Investing in the United States** — Certain changes in the U.S. economy, such as when the U.S. economy weakens or when its financial markets decline, may have an adverse effect on the securities to which the Fund has exposure.

Principal Risks of the Underlying Funds

- **Asset Class Risk** — Securities and other assets or financial instruments in the underlying index of an Underlying Fund or in an Underlying Fund's portfolio may underperform in comparison to the general financial markets, a particular financial market or other asset classes.
- **Authorized Participant Concentration Risk** — Only an authorized participant may engage in creation or redemption transactions directly with an ETF, and none of those authorized participants is obligated to engage in creation and/or redemption transactions. The Underlying Funds that are ETFs have a limited number of institutions that may act as authorized participants on an agency basis (i.e., on behalf of other market participants). To the extent that authorized participants exit the business or are unable to proceed with creation or redemption orders with respect to an ETF and no other authorized participant is able to step forward to create or redeem, the ETF shares may be more likely to trade at a premium or discount to net asset value and possibly face trading halts or delisting. Authorized participant concentration risk may be heightened for ETFs that invest in securities issued by non-U.S. issuers or other securities or instruments that have lower trading volumes.
- **Concentration Risk** — To the extent that an underlying index of an Underlying Fund is concentrated in the securities of companies, a particular market, industry, group of industries, sector or asset class, country, region or group of countries, that Underlying Fund may be adversely affected by the performance of those securities, may be subject to increased price volatility and may be more susceptible to adverse economic, market, political or regulatory occurrences affecting that market, industry, group of industries, sector or asset class, country, region or group of countries.
- **Currency Risk** — Because the net asset value of an Underlying Fund that is an ETF is determined in U.S. dollars, the Underlying Fund's net asset value could decline if the currency of a non-U.S. market in which the Underlying Fund invests depreciates against the U.S. dollar or if there are delays or limits on repatriation of such currency. Currency exchange rates can be very volatile and can change quickly and unpredictably. As a result, the net asset value of an Underlying Fund that is an ETF may change quickly and without warning.
- **Depository Receipts Risk** — Depository receipts are generally subject to the same risks as the foreign securities that they evidence or into which they may be converted. In addition to investment risks associated with the underlying issuer, depository receipts expose the Fund to additional risks associated with the non-uniform terms that apply to depository receipt programs, credit exposure to the depository bank and to the sponsors and other parties with whom the depository bank establishes the programs, currency risk and the risk of an illiquid market for depository receipts. The issuers of unsponsored depository receipts are not obligated to disclose information that is, in the United States, considered material. Therefore, there may be less information available regarding these issuers and there may not be a correlation between such information and the market value of the depository receipts.
- **Derivatives Risk** — The Fund's use of derivatives may increase its costs, reduce the Fund's returns and/or increase volatility. Derivatives involve significant risks, including:
 - Volatility Risk** — Volatility is defined as the characteristic of a security, an index or a market to fluctuate significantly in price within a short time period. A risk of the Fund's use of derivatives is that the fluctuations in their values may not correlate with the overall securities markets.
 - Counterparty Risk** — Derivatives are also subject to counterparty risk, which is the risk that the other party in the transaction will not fulfill its contractual obligation.

Market and Illiquidity Risk — The possible lack of a liquid secondary market for derivatives and the resulting inability of the Fund to sell or otherwise close a derivatives position could expose the Fund to losses and could make derivatives more difficult for the Fund to value accurately.

Valuation Risk — Valuation may be more difficult in times of market turmoil since many investors and market makers may be reluctant to purchase complex instruments or quote prices for them.

Hedging Risk — Hedges are sometimes subject to imperfect matching between the derivative and the underlying security, and there can be no assurance that the Fund's hedging transactions will be effective. The use of hedging may result in certain adverse tax consequences.

Tax Risk — Certain aspects of the tax treatment of derivative instruments, including swap agreements and commodity-linked derivative instruments, are currently unclear and may be affected by changes in legislation, regulations or other legally binding authority. Such treatment may be less favorable than that given to a direct investment in an underlying asset and may adversely affect the timing, character and amount of income the Fund realizes from its investments.

Regulatory Risk — Derivative contracts, including, without limitation, swaps, currency forwards and non-deliverable forwards, are subject to regulation under the Dodd-Frank Wall Street Reform and Consumer Protection Act (the "Dodd-Frank Act") in the United States and under comparable regimes in Europe, Asia and other non-U.S. jurisdictions. Under the Dodd-Frank Act, with respect to uncleared swaps, swap dealers are required to collect variation margin from the Fund and may be required by applicable regulations to collect initial margin from the Fund. Both initial and variation margin may be comprised of cash and/or securities, subject to applicable regulatory haircuts. Shares of investment companies (other than certain money market funds) may not be posted as collateral under applicable regulations.

In addition, regulations adopted by global prudential regulators that are now in effect require certain bank-regulated counterparties and certain of their affiliates to include in certain financial contracts, including many derivatives contracts, terms that delay or restrict the rights of counterparties, such as the Fund, to terminate such contracts, foreclose upon collateral, exercise other default rights or restrict transfers of credit support in the event that the counterparty and/or its affiliates are subject to certain types of resolution or insolvency proceedings. The implementation of these requirements with respect to derivatives, as well as regulations under the Dodd-Frank Act regarding clearing, mandatory trading and margining of other derivatives, may increase the costs and risks to the Fund of trading in these instruments and, as a result, may affect returns to investors in the Fund.

On October 28, 2020, the Securities and Exchange Commission adopted new regulations governing the use of derivatives by registered investment companies ("Rule 18f-4"). The Fund will be required to implement and comply with Rule 18f-4 by August 19, 2022. Once implemented, Rule 18f-4 will impose limits on the amount of derivatives a fund can enter into, eliminate the asset segregation framework currently used by funds to comply with Section 18 of the Investment Company Act of 1940, as amended, treat derivatives as senior securities and require funds whose use of derivatives is more than a limited specified exposure amount to establish and maintain a comprehensive derivatives risk management program and appoint a derivatives risk manager.

- **Emerging Markets Risk** — Emerging markets are riskier than more developed markets because they tend to develop unevenly and may never fully develop. Investments in emerging markets may be considered speculative. Emerging markets are more likely to experience hyperinflation and currency devaluations, which adversely affect returns to U.S. investors. In addition, many emerging securities markets have far lower trading volumes and less liquidity than developed markets.
- **Foreign Securities Risk** — Foreign investments often involve special risks not present in U.S. investments that can increase the chances that the Fund will lose money. These risks include:
 - The Fund generally holds its foreign securities and cash in foreign banks and securities depositories, which may be recently organized or new to the foreign custody business and may be subject to only limited or no regulatory oversight.
 - Changes in foreign currency exchange rates can affect the value of the Fund's portfolio.
 - The economies of certain foreign markets may not compare favorably with the economy of the United States with respect to such issues as growth of gross national product, reinvestment of capital, resources and balance of payments position.
 - The governments of certain countries, or the U.S. Government with respect to certain countries, may prohibit or impose substantial restrictions through capital controls and/or sanctions on foreign investments in the capital markets or certain industries in those countries, which may prohibit or restrict the ability to own or transfer currency, securities, derivatives or other assets.
 - Many foreign governments do not supervise and regulate stock exchanges, brokers and the sale of securities to the same extent as does the United States and may not have laws to protect investors that are comparable to U.S. securities laws.

- Settlement and clearance procedures in certain foreign markets may result in delays in payment for or delivery of securities not typically associated with settlement and clearance of U.S. investments.
- The Fund's claims to recover foreign withholding taxes may not be successful, and if the likelihood of recovery of foreign withholding taxes materially decreases, due to, for example, a change in tax regulation or approach in the foreign country, accruals in the Fund's net asset value for such refunds may be written down partially or in full, which will adversely affect the Fund's net asset value.
- The European financial markets have recently experienced volatility and adverse trends due to concerns about economic downturns in, or rising government debt levels of, several European countries as well as acts of war in the region. These events may spread to other countries in Europe and may affect the value and liquidity of certain of the Fund's investments.
- **Geographic Risk** — Some of the companies in which the Fund invests are located in parts of the world that have historically been prone to natural disasters, such as earthquakes, tornadoes, volcanic eruptions, droughts, floods, hurricanes or tsunamis, and are economically sensitive to environmental events. Any such event may adversely impact the economies of these geographic areas or business operations of companies in these geographic areas, causing an adverse impact on the value of the Fund.
- **Income Risk** — The Fund's income may decline due to a decline in inflation, deflation or changes in inflation expectations.
- **Index-Related Risk** — There is no guarantee that an Underlying Fund's investment results will have a high degree of correlation to those of its underlying index or that the Underlying Fund will achieve its investment objective. Market disruptions or high volatility, other unusual market circumstances and regulatory restrictions could have an adverse effect on an Underlying Fund's ability to adjust its exposure to the required levels in order to track its underlying index. Errors in index data, index computations or the construction of an underlying index in accordance with its methodology may occur from time to time and may not be identified and corrected by the index provider for a period of time or at all, which may have an adverse impact on an Underlying Fund and its shareholders. Unusual market conditions may cause the index provider to postpone a scheduled rebalance, which could cause an underlying index to vary from its normal or expected composition.

An index fund has operating and other expenses while an index does not. As a result, while an Underlying Fund that is an index fund will attempt to track its underlying index as closely as possible, it will tend to underperform the underlying index to some degree over time. If an index fund is properly correlated to its stated index, the fund will perform poorly when the index performs poorly.
- **Issuer Risk** — Fund performance depends on the performance of individual securities to which the Fund has exposure. Changes in the financial condition or credit rating of an issuer of those securities may cause the value of the securities to decline.
- **Management Risk** — As an Underlying Fund may not fully replicate its underlying index, it is subject to the risk that the Underlying Fund's investment manager's investment strategy may not produce the intended results.
- **Money Market Securities Risk** — If market conditions improve while the Fund has invested some or all of its assets in high quality money market securities, this strategy could result in reducing the potential gain from the market upswing, thus reducing the Fund's opportunity to achieve its investment objective.
- **Mortgage- and Asset-Backed Securities Risks** — Mortgage- and asset-backed securities represent interests in "pools" of mortgages or other assets, including consumer loans or receivables held in trust. Mortgage- and asset-backed securities are subject to credit, interest rate, prepayment and extension risks. These securities also are subject to risk of default on the underlying mortgage or asset, particularly during periods of economic downturn. Small movements in interest rates (both increases and decreases) may quickly and significantly reduce the value of certain mortgage-backed securities.
- **National Closed Market Trading Risk** — To the extent that the underlying securities and/or other assets held by an Underlying Fund that is an ETF trade on foreign exchanges or in foreign markets that may be closed when the securities exchange on which the Underlying Fund's shares trade is open, there are likely to be deviations between the current price of such an underlying security and the last quoted price for the underlying security (*i.e.*, an Underlying Fund's quote from the closed foreign market). The impact of a closed foreign market on an Underlying Fund is likely to be greater where a large portion of the Underlying Fund's underlying securities and/or other assets trade on that closed foreign market or when the foreign market is closed for unscheduled reasons. These deviations could result in premiums or discounts to one or more of the Underlying Funds' net asset values that may be greater than those experienced by other ETFs.
- **Passive Investment Risk** — Because BFA does not select individual companies in the underlying indexes for certain Underlying Funds, those Underlying Funds may hold securities of companies that present risks that an investment adviser researching individual securities might seek to avoid.

- **Preferred Securities Risk** — Preferred securities may pay fixed or adjustable rates of return. Preferred securities are subject to issuer-specific and market risks applicable generally to equity securities. In addition, a company's preferred securities generally pay dividends only after the company makes required payments to holders of its bonds and other debt. For this reason, the value of preferred securities will usually react more strongly than bonds and other debt to actual or perceived changes in the company's financial condition or prospects. Preferred securities of smaller companies may be more vulnerable to adverse developments than preferred securities of larger companies.
- **Real Estate-Related Securities Risk** — The main risk of real estate-related securities is that the value of the underlying real estate may go down. Many factors may affect real estate values. These factors include both the general and local economies, vacancy rates, tenant bankruptcies, the ability to re-lease space under expiring leases on attractive terms, the amount of new construction in a particular area, the laws and regulations (including zoning, environmental and tax laws) affecting real estate and the costs of owning, maintaining and improving real estate. The availability of mortgage financing and changes in interest rates may also affect real estate values. If the Fund's real estate-related investments are concentrated in one geographic area or in one property type, the Fund will be particularly subject to the risks associated with that area or property type. Many issuers of real estate-related securities are highly leveraged, which increases the risk to holders of such securities. The value of the securities the Fund buys will not necessarily track the value of the underlying investments of the issuers of such securities.
- **REIT Investment Risk** — Investments in REITs involve unique risks. REITs may have limited financial resources, may trade less frequently and in limited volume, may engage in dilutive offerings of securities and may be more volatile than other securities. REIT issuers may also fail to maintain their exemptions from investment company registration or fail to qualify for the "dividends paid deduction" under the Internal Revenue Code of 1986, as amended (the "Internal Revenue Code"), which allows REITs to reduce their corporate taxable income for dividends paid to their shareholders.
- **Representative Sampling Risk** — Representative sampling is a method of indexing that involves investing in a representative sample of securities that collectively have a similar investment profile to the index and resemble the index in terms of risk factors and other key characteristics. A passively managed ETF may or may not hold every security in the index. When an ETF deviates from a full replication indexing strategy to utilize a representative sampling strategy, the ETF is subject to an increased risk of tracking error, in that the securities selected in the aggregate for the ETF may not have an investment profile similar to those of its index.
- **Shares of an ETF May Trade at Prices Other Than Net Asset Value** — Shares of an ETF trade on exchanges at prices at, above or below their most recent net asset value. The per share net asset value of an ETF is calculated at the end of each business day and fluctuates with changes in the market value of the ETF's holdings since the most recent calculation. The trading prices of an ETF's shares fluctuate continuously throughout trading hours based on market supply and demand rather than net asset value. The trading prices of an ETF's shares may deviate significantly from net asset value during periods of market volatility. Any of these factors may lead to an ETF's shares trading at a premium or discount to net asset value. However, because shares can be created and redeemed in creation units, which are aggregated blocks of shares that authorized participants who have entered into agreements with the ETF's distributor can purchase or redeem directly from the ETF, at net asset value (unlike shares of many closed-end funds, which frequently trade at appreciable discounts from, and sometimes at premiums to, their net asset values), large discounts or premiums to the net asset value of an ETF are not likely to be sustained over the long-term. While the creation/redemption feature is designed to make it likely that an ETF's shares normally trade on exchanges at prices close to the ETF's next calculated net asset value, exchange prices are not expected to correlate exactly with an ETF's net asset value due to timing reasons as well as market supply and demand factors. In addition, disruptions to creations and redemptions or the existence of extreme market volatility may result in trading prices that differ significantly from net asset value. If a shareholder purchases at a time when the market price is at a premium to the net asset value or sells at a time when the market price is at a discount to the net asset value, the shareholder may sustain losses.
- **Small and Mid-Capitalization Company Risk** — Companies with small or mid-size market capitalizations will normally have more limited product lines, markets and financial resources and will be dependent upon a more limited management group than larger capitalized companies. In addition, it is more difficult to get information on smaller companies, which tend to be less well known, have shorter operating histories, do not have significant ownership by large investors and are followed by relatively few securities analysts.
- **Structured Products Risk** — Holders of structured products bear risks of the underlying investments, index or reference obligation and are subject to counterparty risk. The Fund may have the right to receive payments only from the structured product, and generally does not have direct rights against the issuer or the entity that sold the assets to be securitized. Certain structured products may be thinly traded or have a limited trading market. In addition to the general risks associated with debt securities discussed herein, structured products carry additional risks, including, but not limited to: the possibility that distributions from collateral securities will not be adequate to make interest or other payments; the quality of the collateral may decline in value or default; and the possibility that the structured products are subordinate to other classes. Structured notes are based upon the movement of one or more factors, including currency exchange rates, interest rates, reference bonds and stock indices, and changes in

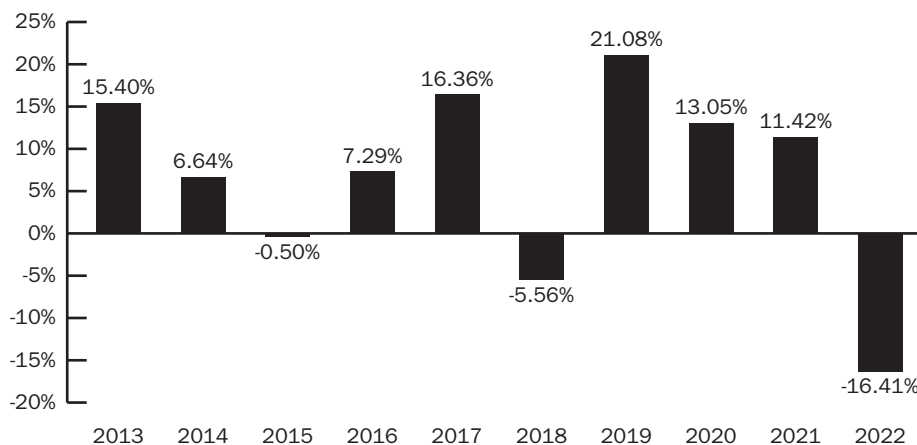
interest rates and impact of these factors may cause significant price fluctuations. Additionally, changes in the reference instrument or security may cause the interest rate on the structured note to be reduced to zero.

- **Tracking Error Risk** — Tracking error is the divergence of an Underlying Fund's performance from that of its underlying index. Tracking error may occur because of differences between the securities and other instruments held in an Underlying Fund's portfolio and those included in its underlying index, pricing differences (including, as applicable, differences between a security's price at the local market close and an Underlying Fund's valuation of a security at the time of calculation of an Underlying Fund's net asset value), differences in transaction costs, an Underlying Fund's holding of uninvested cash, differences in timing of the accrual of or the valuation of dividends or other distributions, interest, the requirements to maintain pass-through tax treatment, portfolio transactions carried out to minimize the distribution of capital gains to shareholders, changes to an underlying index and the cost to an Underlying Fund of complying with various new or existing regulatory requirements. These risks may be heightened during times of increased market volatility or other unusual market conditions. In addition, tracking error may result because an Underlying Fund incurs fees and expenses, while its underlying index does not.
- **Treasury Obligations Risk** — Direct obligations of the U.S. Treasury have historically involved little risk of loss of principal if held to maturity. However, due to fluctuations in interest rates, the market value of such securities may vary during the period shareholders own shares of the Fund.
- **U.S. Government Issuer Risk** — Treasury obligations may differ in their interest rates, maturities, times of issuance and other characteristics. Obligations of U.S. Government agencies and authorities are supported by varying degrees of credit but generally are not backed by the full faith and credit of the U.S. Government. No assurance can be given that the U.S. Government will provide financial support to its agencies and authorities if it is not obligated by law to do so.
- **Valuation Risk** — The price the Fund could receive upon the sale of a security or unwind of a financial instrument or other asset may differ from the Fund's valuation of the security or other asset and from the value used by the Underlying Index, particularly for securities or other assets that trade in low volume or volatile markets, or assets that are impacted by market disruption events or that are valued using a fair value methodology as a result of trade suspensions or for other reasons. In addition, the value of the securities or other assets in the Fund's portfolio may change on days or during time periods when shareholders will not be able to purchase or sell the Fund's shares. The Fund's ability to value investments may be impacted by technological issues or errors by pricing services or other third-party service providers.

Performance Information

The information shows how the Fund's performance has varied year by year and provides some indication of the risks of investing in the Fund. The average annual total returns table compares the performance of LifePath Index 2030 Fund to that of the Russell 1000[®] Index and the LifePath Index 2030 Fund Custom Benchmark, a customized weighted index comprised of the Bloomberg U.S. Long Credit Bond Index, Bloomberg U.S. Intermediate Credit Bond Index, Bloomberg U.S. Long Government Bond Index, Bloomberg U.S. Intermediate Government Bond Index and Bloomberg U.S. Securitized: MBS, ABS and CMBS Index, Bloomberg U.S. Treasury Inflation Protected Securities (TIPS) Index (Series-L), FTSE EPRA Nareit Developed Index, MSCI ACWI ex USA IMI Index, Russell 1000[®] Index and Russell 2000[®] Index, which are representative of the asset classes in which LifePath Index 2030 Fund invests according to their weightings as of the most recent quarter-end. Prior to May 31, 2022, the LifePath Index 2030 Fund Custom Benchmark was comprised of the Bloomberg U.S. Aggregate Bond Index, Bloomberg U.S. Treasury Inflation Protected Securities (TIPS) Index (Series-L), FTSE EPRA Nareit Developed Index, MSCI ACWI ex USA IMI Index, Russell 1000[®] Index and Russell 2000[®] Index. The weightings of the indexes in the LifePath Index 2030 Fund Custom Benchmark are adjusted periodically to reflect the investment adviser's evaluation and adjustment of LifePath Index 2030 Fund's asset allocation strategy. The returns of the LifePath Index 2030 Fund Custom Benchmark shown in the average annual total returns table are not recalculated or restated when they are adjusted to reflect LifePath Index 2030 Fund's asset allocation strategy but rather reflect the LifePath Index 2030 Fund Custom Benchmark's actual allocation over time, which may be different from the current allocation. Effective November 28, 2014, LifePath Index 2030 Fund changed its glide path and target asset allocation to target higher levels of equity exposure for LifePath Index 2030 Fund throughout the glide path. Performance for the periods shown prior to November 28, 2014 is based on the prior glide path and target asset allocation. To the extent that dividends and distributions have been paid by LifePath Index 2030 Fund, the performance information for the Fund in the chart and table assumes reinvestment of the dividends and distributions. How LifePath Index 2030 Fund performed in the past (before and after taxes) is not necessarily an indication of how it will perform in the future. The table includes all applicable fees. If BFA, BAL and their affiliates had not waived or reimbursed certain LifePath Index 2030 Fund expenses during these periods, LifePath Index 2030 Fund's returns would have been lower. Updated information on LifePath Index 2030 Fund's performance, including its current net asset value, can be obtained by visiting <http://www.blackrock.com> or can be obtained by phone at (800) 882-0052.

Class K Shares
ANNUAL TOTAL RETURNS
LifePath Index 2030 Fund
As of 12/31



During the periods shown in the bar chart, the highest return for a quarter was 13.73% (quarter ended June 30, 2020) and the lowest return for a quarter was -14.27% (quarter ended March 31, 2020).

For the periods ended 12/31/22
Average Annual Total Returns

	1 Year	5 Years	10 Years
LifePath Index 2030 Fund — Class K Shares			
Return Before Taxes	(16.41)%	3.78%	6.29%
Return After Taxes on Distributions	(17.12)%	2.88%	5.37%
Return After Taxes on Distributions and Sale of Fund Shares	(9.56)%	2.65%	4.72%
LifePath Index 2030 Fund Custom Benchmark (Reflects no deduction for fees, expenses or taxes)	(16.32)%	3.80%	6.36%
Russell 1000® Index (Reflects no deduction for fees, expenses or taxes)	(19.13)%	9.13%	12.37%

After-tax returns are calculated using the historical highest individual federal marginal income tax rates and do not reflect the impact of state and local taxes. Actual after-tax returns depend on the investor's tax situation and may differ from those shown, and the after-tax returns shown are not relevant to investors who hold their shares through tax-deferred arrangements, such as 401(k) plans or individual retirement accounts.

Investment Adviser

The Fund's investment manager is BlackRock Fund Advisors (previously defined as "BFA").

Portfolio Managers

Name	Portfolio Manager of the Fund Since	Title
Chris Chung, CFA	2020	Managing Director of BlackRock, Inc.
Lisa O'Connor, CFA	2020	Managing Director of BlackRock, Inc.
Greg Savage, CFA	2018	Managing Director of BlackRock, Inc.
Paul Whitehead	2023	Managing Director of BlackRock, Inc.

Purchase and Sale of Fund Shares

Class K Shares of the Fund are available only to (i) certain employee benefit plans, such as health savings accounts, and certain employer-sponsored retirement plans (not including SEP IRAs, SIMPLE IRAs and SARSEPs) (collectively, "Employer-Sponsored Retirement Plans"), (ii) collective trust funds, investment companies and other pooled investment vehicles, each of which may purchase shares of the Fund through a Financial Intermediary that has entered into an agreement with the Fund's distributor to purchase such shares, (iii) "Institutional Investors," which include, but are not limited to, endowments, foundations, family offices, banks and bank trusts, local, city, and state governmental

institutions, corporations and insurance company separate accounts, each of which may purchase shares of the Fund through a Financial Intermediary that has entered into an agreement with the Fund's distributor to purchase such shares, (iv) clients of private banks that purchase shares of the Fund through a Financial Intermediary that has entered into an agreement with the Fund's distributor to sell such shares, (v) fee-based advisory platforms of a Financial Intermediary that (a) has specifically acknowledged in a written agreement with the Fund's distributor and/or its affiliate(s) that the Financial Intermediary shall offer such shares to fee-based advisory clients through an omnibus account held at the Fund or (b) transacts in the Fund's shares through another intermediary that has executed such an agreement and (vi) any other investors who met the eligibility criteria for BlackRock Shares or Class K Shares prior to August 15, 2016 and have continually held Class K Shares of the Fund in the same account since August 15, 2016.

You may purchase or redeem shares of the Fund each day the New York Stock Exchange is open. Purchase orders may also be placed by calling (800) 537-4942, by mail (c/o BlackRock Funds III, P.O. Box 534429, Pittsburgh, Pennsylvania 15253-4429), or online at www.blackrock.com. Institutional Investors are subject to a \$5 million minimum initial investment requirement. Other investors, including Employer-Sponsored Retirement Plans, have no minimum initial investment requirement. There is no minimum investment amount for additional purchases.

Tax Information

Different income tax rules apply depending on whether you are invested through a qualified tax-exempt plan described in section 401(a) of the Internal Revenue Code. If you are invested through such a plan (and Fund shares are not "debt-financed property" to the plan), then the dividends paid by the Fund and the gain realized from a redemption or exchange of Fund shares will generally not be subject to U.S. federal income taxes until you withdraw or receive distributions from the plan. If you are not invested through such a plan, then the Fund's dividends and gain from a redemption or exchange may be subject to U.S. federal income taxes and may be taxed as ordinary income or capital gains, unless you are a tax-exempt investor.

Payments to Broker/Dealers and Other Financial Intermediaries

If you purchase shares of the Fund through a Financial Intermediary, the Fund and BlackRock Investments, LLC, the Fund's distributor, or its affiliates may pay the Financial Intermediary for the sale of Fund shares and related services. These payments may create a conflict of interest by influencing the Financial Intermediary and your individual financial professional to recommend the Fund over another investment.

Class K Shares are only available through a Financial Intermediary if the Financial Intermediary will not receive from Fund assets, or the Fund's distributor's or an affiliate's resources, any commission payments, shareholder servicing fees (including sub-transfer agent and networking fees), or distribution fees (including Rule 12b-1 fees) with respect to assets invested in Class K Shares.

Ask your individual financial professional or visit your Financial Intermediary's website for more information.

Fund Overview

Key Facts About BlackRock LifePath® Index 2035 Fund

Investment Objective

The investment objective of BlackRock LifePath® Index 2035 Fund (“LifePath Index 2035 Fund” or the “Fund”), a series of BlackRock Funds III (the “Trust”), is to seek to provide for retirement outcomes based on quantitatively measured risk. In pursuit of this objective, LifePath Index 2035 Fund will be broadly diversified across global asset classes, with asset allocations becoming more conservative over time.

Fees and Expenses of the Fund

This table describes the fees and expenses that you may pay if you buy, hold and sell Class K Shares of LifePath Index 2035 Fund. **You may pay other fees, such as brokerage commissions and other fees to your financial professional or your selected securities dealer, broker, investment adviser, service provider or industry professional (including BlackRock Fund Advisors (“BFA”) and its affiliates) (each, a “Financial Intermediary”), which are not reflected in the table and example below.**

Annual Fund Operating Expenses (expenses that you pay each year as a percentage of the value of your investment)	Class K Shares
Management Fee ¹	0.05%
Distribution and/or Service (12b-1) Fees	0.00%
Other Expenses ^{1,3}	0.04%
Administration Fee ¹	0.04%
Independent Expenses ³	—
Acquired Fund Fees and Expenses ^{1,2}	0.05%
Total Annual Fund Operating Expenses ²	0.14%
Fee Waivers and/or Expense Reimbursements ^{1,3}	(0.05)%
Total Annual Fund Operating Expenses After Fee Waivers and/or Expense Reimbursements ^{1,3}	0.09%

¹ As described in the “Management of the Funds” section of the Fund’s prospectus beginning on page 145, BFA and BlackRock Advisors, LLC (“BAL”) have contractually agreed to reimburse the Fund for Acquired Fund Fees and Expenses up to a maximum amount equal to the combined Management Fee and Administration Fee of each share class through June 30, 2024. In addition, BFA has contractually agreed to waive its management fees by the amount of investment advisory fees the Fund pays to BFA indirectly through its investment in money market funds managed by BFA or its affiliates, through June 30, 2024. The contractual agreements may be terminated upon 90 days’ notice by a majority of the non-interested trustees of the Trust or by a vote of a majority of the outstanding voting securities of the Fund.

² Total Annual Fund Operating Expenses do not correlate to the ratio of expenses to average net assets given in the Fund’s most recent annual report, which does not include Acquired Fund Fees and Expenses.

³ Independent Expenses consist of the Fund’s allocable portion of the fees and expenses of the independent trustees of the Trust, counsel to such independent trustees and the independent registered public accounting firm that provides audit services to the Fund. BAL and BFA have contractually agreed to reimburse, or provide offsetting credits to, the Fund for Independent Expenses through June 30, 2033. After giving effect to such contractual arrangements, Independent Expenses will be 0.00%. Such contractual arrangements may not be terminated prior to July 1, 2033 without the consent of the Board of Trustees of the Trust.

Example:

This Example is intended to help you compare the cost of investing in Class K Shares of the Fund with the cost of investing in other mutual funds. The Example assumes that you invest \$10,000 in Class K Shares of the Fund for the time periods indicated and then redeem all of your shares at the end of those periods. The Example also assumes that your investment has a 5% return each year and that the Fund’s operating expenses remain the same. Although your actual costs may be higher or lower, based on these assumptions your costs would be:

	1 Year	3 Years	5 Years	10 Years
Class K Shares	\$9	\$40	\$74	\$174

Portfolio Turnover:

The Fund pays transaction costs, such as commissions, when it buys and sells securities (or “turns over” its portfolio). A higher portfolio turnover rate may indicate higher transaction costs and may result in higher taxes when shares are held in a taxable account. These costs, which are not reflected in annual fund operating expenses or in the Example, affect the Fund’s performance. During the most recent fiscal year, the Fund’s portfolio turnover rate was 39% of the average value of its portfolio.

Principal Investment Strategies of the Fund

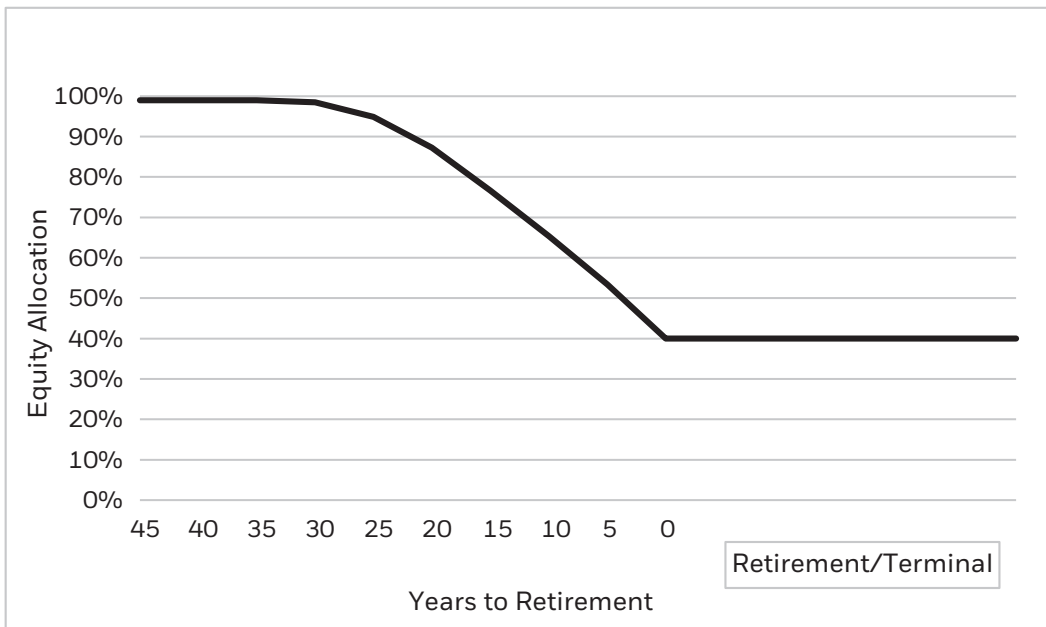
LifePath Index 2035 Fund allocates and reallocates its assets among a combination of equity and bond index funds and money market funds (the “Underlying Funds”) in proportions based on its own comprehensive investment strategy.

LifePath Index 2035 Fund seeks to provide for retirement outcomes based on quantitatively measured risk. BFA employs a multi-dimensional approach to assess risk for LifePath Index 2035 Fund and to determine LifePath Index 2035 Fund’s allocation across asset classes. As part of this multi-dimensional approach, BFA aims to quantify risk using proprietary risk measurement tools that, among other things, analyze historical and forward-looking securities market data, including risk, asset class correlations, and expected returns. Under normal circumstances, the Fund intends to invest primarily in affiliated open-end index funds and affiliated exchange-traded funds (“ETFs”).

LifePath Index 2035 Fund will invest, under normal circumstances, at least 80% of its assets in securities or other financial instruments that are components of or have economic characteristics similar to the securities included in its custom benchmark index, the LifePath Index 2035 Fund Custom Benchmark. LifePath Index 2035 Fund is designed for investors expecting to retire or to begin withdrawing assets around the year 2035. The Fund employs a “passive” management approach, attempting to invest in a portfolio of assets whose performance is expected to match approximately the performance of the Fund’s custom benchmark index. As of March 31, 2023, the Fund held approximately 70% of its assets in Underlying Funds designed to track particular equity indexes, approximately 30% of its assets in Underlying Funds designed to track particular bond indexes and the remainder of its assets in Underlying Funds that invest primarily in money market instruments. Certain Underlying Funds may invest in real estate investment trusts (“REITs”), foreign securities, emerging market securities, below investment-grade bonds and derivative securities or instruments, such as options and futures, the value of which is derived from another security, a currency or an index, when seeking to match the performance of a particular market index. The Fund and certain Underlying Funds may also lend securities with a value up to 33 $\frac{1}{3}$ % of their respective total assets to financial institutions that provide cash or securities issued or guaranteed by the U.S. Government as collateral.

Under normal circumstances, the asset allocation will change over time according to a predetermined “glide path” as the Fund approaches its target date. The glide path below represents the shifting of asset classes over time. As the glide path shows, the Fund’s asset allocations become more conservative — prior to retirement — as time elapses. This reflects the need for reduced investment risks as retirement approaches and the need for lower volatility of the Fund, which may be a primary source of income after retirement.

LifePath Index 2035 Fund is one of a group of funds referred to as the “LifePath Index Funds,” each of which seeks to provide for retirement outcomes based on quantitatively measured risk that investors on average may be willing to accept given a particular time horizon. The following chart illustrates the glide path — the target allocation among asset classes as the LifePath Index Funds approach their target dates:



The following table lists the target allocation by years until retirement:

Years Until Retirement	Equity Funds (includes REITs)	Fixed-Income Funds
45	99%	1%
40	99%	1%
35	99%	1%
30	98%	2%
25	95%	5%
20	87%	13%
15	77%	23%
10	65%	35%
5	53%	47%
0	40%	60%

The asset allocation targets are established by the portfolio managers. The investment team, including the portfolio managers, meets regularly to assess market conditions, review the asset allocation targets of the Fund, and determine whether any changes are required to enable the Fund to achieve its investment objective.

Although the asset allocation targets listed for the glide path are general, long-term targets, BFA may periodically adjust the proportion of equity index funds and fixed-income index funds in the Fund, based on an assessment of the current market conditions, the potential contribution of each asset class to the expected risk and return characteristics of the Fund, reallocations of Fund composition to reflect intra-year movement along the glide path and other factors. In general, such adjustments will be limited; however, BFA may determine that a greater degree of variation is warranted to protect the Fund or achieve its investment objective.

BFA's second step in the structuring of the Fund is the selection of the Underlying Funds. Factors such as fund classifications, historical risk and performance, and the relationship to other Underlying Funds in the Fund are considered when selecting Underlying Funds. The specific Underlying Funds selected for the Fund are determined at BFA's discretion and may change as deemed appropriate to allow the Fund to meet its investment objective. See the "Details About the Funds — Information About the Underlying Funds" section of the prospectus for a list of the Underlying Funds, their classification into equity, fixed income or money market funds and a brief description of their investment objectives and primary investment strategies.

Within the prescribed percentage allocations to equity and fixed-income index funds, BFA seeks to diversify the Fund. The allocation to Underlying Funds that track equity indexes may be further diversified by style (including both value and growth), market capitalization (including large cap, mid cap, small cap and emerging growth), region (including domestic and international (including emerging markets)) or other factors. The allocation to Underlying Funds that track fixed-income indexes may be further diversified by sector (including government, corporate, agency, and other sectors), duration (a calculation of the average life of a bond which measures its price risk), credit quality (including non-investment grade debt or junk bonds), geographic location (including U.S. and foreign-issued securities), or other factors. Though BFA seeks to diversify the Fund, certain Underlying Funds may concentrate their investments in specific sectors or geographic regions or countries. The percentage allocation to the various styles of equity and fixed-income Underlying Funds is determined at the discretion of the investment team and can be changed to reflect the current market environment.

Principal Risks of Investing in the Fund

Risk is inherent in all investing. The value of your investment in LifePath Index 2035 Fund, as well as the amount of return you receive on your investment, may fluctuate significantly from day to day and over time. You may lose part or all of your investment in the Fund or your investment may not perform as well as other similar investments. An investment in the Fund is not a bank deposit and it is not insured or guaranteed by the Federal Deposit Insurance Corporation or any other government agency. The following is a summary description of principal risks of investing in the Fund and/or the Underlying Funds. References to the Fund in the description of risks below may include the Underlying Funds in which the Fund invests, as applicable. The relative significance of each risk factor below may change over time and you should review each risk factor carefully.

Principal Risks of the Fund's Investment Strategies

- **Equity Securities Risk** — Stock markets are volatile. The price of equity securities fluctuates based on changes in a company's financial condition and overall market and economic conditions.
- **Debt Securities Risk** — Debt securities, such as bonds, involve interest rate risk, credit risk, extension risk, and prepayment risk, among other things.

Interest Rate Risk — The market value of bonds and other fixed-income securities changes in response to interest rate changes and other factors. Interest rate risk is the risk that prices of bonds and other fixed-income securities will increase as interest rates fall and decrease as interest rates rise.

The Fund may be subject to a greater risk of rising interest rates due to the recent period of historically low interest rates. For example, if interest rates increase by 1%, assuming a current portfolio duration of ten years, and all other factors being equal, the value of the Fund's investments would be expected to decrease by 10%. (Duration is a measure of the price sensitivity of a debt security or portfolio of debt securities to relative changes in interest rates.) The magnitude of these fluctuations in the market price of bonds and other fixed-income securities is generally greater for those securities with longer maturities. Fluctuations in the market price of the Fund's investments will not affect interest income derived from instruments already owned by the Fund, but will be reflected in the Fund's net asset value. The Fund may lose money if short-term or long-term interest rates rise sharply in a manner not anticipated by Fund management.

To the extent the Fund invests in debt securities that may be prepaid at the option of the obligor (such as mortgage-backed securities), the sensitivity of such securities to changes in interest rates may increase (to the detriment of the Fund) when interest rates rise. Moreover, because rates on certain floating rate debt securities typically reset only periodically, changes in prevailing interest rates (and particularly sudden and significant changes) can be expected to cause some fluctuations in the net asset value of the Fund to the extent that it invests in floating rate debt securities.

These basic principles of bond prices also apply to U.S. Government securities. A security backed by the "full faith and credit" of the U.S. Government is guaranteed only as to its stated interest rate and face value at maturity, not its current market price. Just like other fixed-income securities, government-guaranteed securities will fluctuate in value when interest rates change.

A general rise in interest rates has the potential to cause investors to move out of fixed-income securities on a large scale, which may increase redemptions from funds that hold large amounts of fixed-income securities. Heavy redemptions could cause the Fund to sell assets at inopportune times or at a loss or depressed value and could hurt the Fund's performance.

Credit Risk — Credit risk refers to the possibility that the issuer of a debt security (i.e., the borrower) will not be able to make payments of interest and principal when due. Changes in an issuer's credit rating or the market's perception of an issuer's creditworthiness may also affect the value of the Fund's investment in that issuer. The degree of credit risk depends on both the financial condition of the issuer and the terms of the obligation.

Extension Risk — When interest rates rise, certain obligations will be paid off by the obligor more slowly than anticipated, causing the value of these obligations to fall.

Prepayment Risk — When interest rates fall, certain obligations will be paid off by the obligor more quickly than originally anticipated, and the Fund may have to invest the proceeds in securities with lower yields.

- **Investments in Underlying Funds Risk** — Because the Fund invests substantially all of its assets in Underlying Funds, its investment performance is related to the performance of the Underlying Funds. The Fund's net asset value will change with changes in the value of the Underlying Funds and other securities in which it invests. An investment in the Fund will entail more direct and indirect costs and expenses than a direct investment in the Underlying Funds.
- **Allocation Risk** — The Fund's ability to achieve its investment objective depends upon the Fund's asset class allocation and the mix of Underlying Funds. There is a risk that the asset class allocation or the combination of Underlying Funds may be incorrect in view of actual market conditions. In addition, the asset allocation or the combination of Underlying Funds determined by BFA could result in underperformance as compared to funds with similar investment objectives and strategies.
- **Retirement Income Risk** — The Fund does not provide a guarantee that sufficient capital appreciation will be achieved to provide adequate income at and through retirement. The Fund also does not ensure that you will have assets in your account sufficient to cover your retirement expenses or that you will have enough saved to be able to retire in the target year identified in the Fund's name; this will depend on the amount of money you have invested in the Fund, the length of time you have held your investment, the returns of the markets over time, the amount you spend in retirement, and your other assets and income sources.
- **Affiliated Fund Risk** — In managing the Fund, BFA will have authority to select and substitute underlying funds and ETFs. BFA may be subject to potential conflicts of interest in selecting underlying funds and ETFs because the fees paid to BFA by some underlying funds and ETFs are higher than the fees paid by other underlying funds and ETFs. However, BFA is a fiduciary to the Fund and is legally obligated to act in the Fund's best interests when selecting underlying funds and ETFs. If an underlying fund or ETF holds interests in an affiliated fund, the Fund may be prohibited from purchasing shares of that underlying fund or ETF.

- **Market Risk and Selection Risk** — Market risk is the risk that one or more markets in which the Fund invests will go down in value, including the possibility that the markets will go down sharply and unpredictably. The value of a security or other asset may decline due to changes in general market conditions, economic trends or events that are not specifically related to the issuer of the security or other asset, or factors that affect a particular issuer or issuers, exchange, country, group of countries, region, market, industry, group of industries, sector or asset class. Local, regional or global events such as war, acts of terrorism, the spread of infectious illness or other public health issues like pandemics or epidemics, recessions, or other events could have a significant impact on the Fund and its investments. Selection risk is the risk that the securities selected by Fund management will underperform the markets, the relevant indices or the securities selected by other funds with similar investment objectives and investment strategies. This means you may lose money.

An outbreak of an infectious coronavirus (COVID-19) that was first detected in December 2019 developed into a global pandemic that has resulted in numerous disruptions in the market and has had significant economic impact leaving general concern and uncertainty. Although vaccines have been developed and approved for use by various governments, the duration of the pandemic and its effects cannot be predicted with certainty. The impact of this coronavirus, and other epidemics and pandemics that may arise in the future, could affect the economies of many nations, individual companies and the market in general ways that cannot necessarily be foreseen at the present time.

- **Risk of Investing in the United States** — Certain changes in the U.S. economy, such as when the U.S. economy weakens or when its financial markets decline, may have an adverse effect on the securities to which the Fund has exposure.

Principal Risks of the Underlying Funds

- **Asset Class Risk** — Securities and other assets or financial instruments in the underlying index of an Underlying Fund or in an Underlying Fund's portfolio may underperform in comparison to the general financial markets, a particular financial market or other asset classes.
- **Authorized Participant Concentration Risk** — Only an authorized participant may engage in creation or redemption transactions directly with an ETF, and none of those authorized participants is obligated to engage in creation and/or redemption transactions. The Underlying Funds that are ETFs have a limited number of institutions that may act as authorized participants on an agency basis (i.e., on behalf of other market participants). To the extent that authorized participants exit the business or are unable to proceed with creation or redemption orders with respect to an ETF and no other authorized participant is able to step forward to create or redeem, the ETF shares may be more likely to trade at a premium or discount to net asset value and possibly face trading halts or delisting. Authorized participant concentration risk may be heightened for ETFs that invest in securities issued by non-U.S. issuers or other securities or instruments that have lower trading volumes.
- **Concentration Risk** — To the extent that an underlying index of an Underlying Fund is concentrated in the securities of companies, a particular market, industry, group of industries, sector or asset class, country, region or group of countries, that Underlying Fund may be adversely affected by the performance of those securities, may be subject to increased price volatility and may be more susceptible to adverse economic, market, political or regulatory occurrences affecting that market, industry, group of industries, sector or asset class, country, region or group of countries.
- **Currency Risk** — Because the net asset value of an Underlying Fund that is an ETF is determined in U.S. dollars, the Underlying Fund's net asset value could decline if the currency of a non-U.S. market in which the Underlying Fund invests depreciates against the U.S. dollar or if there are delays or limits on repatriation of such currency. Currency exchange rates can be very volatile and can change quickly and unpredictably. As a result, the net asset value of an Underlying Fund that is an ETF may change quickly and without warning.
- **Depository Receipts Risk** — Depository receipts are generally subject to the same risks as the foreign securities that they evidence or into which they may be converted. In addition to investment risks associated with the underlying issuer, depository receipts expose the Fund to additional risks associated with the non-uniform terms that apply to depository receipt programs, credit exposure to the depository bank and to the sponsors and other parties with whom the depository bank establishes the programs, currency risk and the risk of an illiquid market for depository receipts. The issuers of unsponsored depository receipts are not obligated to disclose information that is, in the United States, considered material. Therefore, there may be less information available regarding these issuers and there may not be a correlation between such information and the market value of the depository receipts.
- **Derivatives Risk** — The Fund's use of derivatives may increase its costs, reduce the Fund's returns and/or increase volatility. Derivatives involve significant risks, including:

Volatility Risk — Volatility is defined as the characteristic of a security, an index or a market to fluctuate significantly in price within a short time period. A risk of the Fund's use of derivatives is that the fluctuations in their values may not correlate with the overall securities markets.

Counterparty Risk — Derivatives are also subject to counterparty risk, which is the risk that the other party in the transaction will not fulfill its contractual obligation.

Market and Illiquidity Risk — The possible lack of a liquid secondary market for derivatives and the resulting inability of the Fund to sell or otherwise close a derivatives position could expose the Fund to losses and could make derivatives more difficult for the Fund to value accurately.

Valuation Risk — Valuation may be more difficult in times of market turmoil since many investors and market makers may be reluctant to purchase complex instruments or quote prices for them.

Hedging Risk — Hedges are sometimes subject to imperfect matching between the derivative and the underlying security, and there can be no assurance that the Fund's hedging transactions will be effective. The use of hedging may result in certain adverse tax consequences.

Tax Risk — Certain aspects of the tax treatment of derivative instruments, including swap agreements and commodity-linked derivative instruments, are currently unclear and may be affected by changes in legislation, regulations or other legally binding authority. Such treatment may be less favorable than that given to a direct investment in an underlying asset and may adversely affect the timing, character and amount of income the Fund realizes from its investments.

Regulatory Risk — Derivative contracts, including, without limitation, swaps, currency forwards and non-deliverable forwards, are subject to regulation under the Dodd-Frank Wall Street Reform and Consumer Protection Act (the "Dodd-Frank Act") in the United States and under comparable regimes in Europe, Asia and other non-U.S. jurisdictions. Under the Dodd-Frank Act, with respect to uncleared swaps, swap dealers are required to collect variation margin from the Fund and may be required by applicable regulations to collect initial margin from the Fund. Both initial and variation margin may be comprised of cash and/or securities, subject to applicable regulatory haircuts. Shares of investment companies (other than certain money market funds) may not be posted as collateral under applicable regulations.

In addition, regulations adopted by global prudential regulators that are now in effect require certain bank-regulated counterparties and certain of their affiliates to include in certain financial contracts, including many derivatives contracts, terms that delay or restrict the rights of counterparties, such as the Fund, to terminate such contracts, foreclose upon collateral, exercise other default rights or restrict transfers of credit support in the event that the counterparty and/or its affiliates are subject to certain types of resolution or insolvency proceedings. The implementation of these requirements with respect to derivatives, as well as regulations under the Dodd-Frank Act regarding clearing, mandatory trading and margining of other derivatives, may increase the costs and risks to the Fund of trading in these instruments and, as a result, may affect returns to investors in the Fund.

On October 28, 2020, the Securities and Exchange Commission adopted new regulations governing the use of derivatives by registered investment companies ("Rule 18f-4"). The Fund will be required to implement and comply with Rule 18f-4 by August 19, 2022. Once implemented, Rule 18f-4 will impose limits on the amount of derivatives a fund can enter into, eliminate the asset segregation framework currently used by funds to comply with Section 18 of the Investment Company Act of 1940, as amended, treat derivatives as senior securities and require funds whose use of derivatives is more than a limited specified exposure amount to establish and maintain a comprehensive derivatives risk management program and appoint a derivatives risk manager.

- **Emerging Markets Risk** — Emerging markets are riskier than more developed markets because they tend to develop unevenly and may never fully develop. Investments in emerging markets may be considered speculative. Emerging markets are more likely to experience hyperinflation and currency devaluations, which adversely affect returns to U.S. investors. In addition, many emerging securities markets have far lower trading volumes and less liquidity than developed markets.
- **Foreign Securities Risk** — Foreign investments often involve special risks not present in U.S. investments that can increase the chances that the Fund will lose money. These risks include:
 - The Fund generally holds its foreign securities and cash in foreign banks and securities depositories, which may be recently organized or new to the foreign custody business and may be subject to only limited or no regulatory oversight.
 - Changes in foreign currency exchange rates can affect the value of the Fund's portfolio.
 - The economies of certain foreign markets may not compare favorably with the economy of the United States with respect to such issues as growth of gross national product, reinvestment of capital, resources and balance of payments position.
 - The governments of certain countries, or the U.S. Government with respect to certain countries, may prohibit or impose substantial restrictions through capital controls and/or sanctions on foreign investments in the capital markets or certain industries in those countries, which may prohibit or restrict the ability to own or transfer currency, securities, derivatives or other assets.
 - Many foreign governments do not supervise and regulate stock exchanges, brokers and the sale of securities to the same extent as does the United States and may not have laws to protect investors that are comparable to U.S. securities laws.

- Settlement and clearance procedures in certain foreign markets may result in delays in payment for or delivery of securities not typically associated with settlement and clearance of U.S. investments.
- The Fund's claims to recover foreign withholding taxes may not be successful, and if the likelihood of recovery of foreign withholding taxes materially decreases, due to, for example, a change in tax regulation or approach in the foreign country, accruals in the Fund's net asset value for such refunds may be written down partially or in full, which will adversely affect the Fund's net asset value.
- The European financial markets have recently experienced volatility and adverse trends due to concerns about economic downturns in, or rising government debt levels of, several European countries as well as acts of war in the region. These events may spread to other countries in Europe and may affect the value and liquidity of certain of the Fund's investments.
- **Geographic Risk** — Some of the companies in which the Fund invests are located in parts of the world that have historically been prone to natural disasters, such as earthquakes, tornadoes, volcanic eruptions, droughts, floods, hurricanes or tsunamis, and are economically sensitive to environmental events. Any such event may adversely impact the economies of these geographic areas or business operations of companies in these geographic areas, causing an adverse impact on the value of the Fund.
- **Income Risk** — The Fund's income may decline due to a decline in inflation, deflation or changes in inflation expectations.
- **Index-Related Risk** — There is no guarantee that an Underlying Fund's investment results will have a high degree of correlation to those of its underlying index or that the Underlying Fund will achieve its investment objective. Market disruptions or high volatility, other unusual market circumstances and regulatory restrictions could have an adverse effect on an Underlying Fund's ability to adjust its exposure to the required levels in order to track its underlying index. Errors in index data, index computations or the construction of an underlying index in accordance with its methodology may occur from time to time and may not be identified and corrected by the index provider for a period of time or at all, which may have an adverse impact on an Underlying Fund and its shareholders. Unusual market conditions may cause the index provider to postpone a scheduled rebalance, which could cause an underlying index to vary from its normal or expected composition.

An index fund has operating and other expenses while an index does not. As a result, while an Underlying Fund that is an index fund will attempt to track its underlying index as closely as possible, it will tend to underperform the underlying index to some degree over time. If an index fund is properly correlated to its stated index, the fund will perform poorly when the index performs poorly.
- **Issuer Risk** — Fund performance depends on the performance of individual securities to which the Fund has exposure. Changes in the financial condition or credit rating of an issuer of those securities may cause the value of the securities to decline.
- **Management Risk** — As an Underlying Fund may not fully replicate its underlying index, it is subject to the risk that the Underlying Fund's investment manager's investment strategy may not produce the intended results.
- **Money Market Securities Risk** — If market conditions improve while the Fund has invested some or all of its assets in high quality money market securities, this strategy could result in reducing the potential gain from the market upswing, thus reducing the Fund's opportunity to achieve its investment objective.
- **Mortgage- and Asset-Backed Securities Risks** — Mortgage- and asset-backed securities represent interests in "pools" of mortgages or other assets, including consumer loans or receivables held in trust. Mortgage- and asset-backed securities are subject to credit, interest rate, prepayment and extension risks. These securities also are subject to risk of default on the underlying mortgage or asset, particularly during periods of economic downturn. Small movements in interest rates (both increases and decreases) may quickly and significantly reduce the value of certain mortgage-backed securities.
- **National Closed Market Trading Risk** — To the extent that the underlying securities and/or other assets held by an Underlying Fund that is an ETF trade on foreign exchanges or in foreign markets that may be closed when the securities exchange on which the Underlying Fund's shares trade is open, there are likely to be deviations between the current price of such an underlying security and the last quoted price for the underlying security (*i.e.*, an Underlying Fund's quote from the closed foreign market). The impact of a closed foreign market on an Underlying Fund is likely to be greater where a large portion of the Underlying Fund's underlying securities and/or other assets trade on that closed foreign market or when the foreign market is closed for unscheduled reasons. These deviations could result in premiums or discounts to one or more of the Underlying Funds' net asset values that may be greater than those experienced by other ETFs.
- **Passive Investment Risk** — Because BFA does not select individual companies in the underlying indexes for certain Underlying Funds, those Underlying Funds may hold securities of companies that present risks that an investment adviser researching individual securities might seek to avoid.

- **Preferred Securities Risk** — Preferred securities may pay fixed or adjustable rates of return. Preferred securities are subject to issuer-specific and market risks applicable generally to equity securities. In addition, a company's preferred securities generally pay dividends only after the company makes required payments to holders of its bonds and other debt. For this reason, the value of preferred securities will usually react more strongly than bonds and other debt to actual or perceived changes in the company's financial condition or prospects. Preferred securities of smaller companies may be more vulnerable to adverse developments than preferred securities of larger companies.
- **Real Estate-Related Securities Risk** — The main risk of real estate-related securities is that the value of the underlying real estate may go down. Many factors may affect real estate values. These factors include both the general and local economies, vacancy rates, tenant bankruptcies, the ability to re-lease space under expiring leases on attractive terms, the amount of new construction in a particular area, the laws and regulations (including zoning, environmental and tax laws) affecting real estate and the costs of owning, maintaining and improving real estate. The availability of mortgage financing and changes in interest rates may also affect real estate values. If the Fund's real estate-related investments are concentrated in one geographic area or in one property type, the Fund will be particularly subject to the risks associated with that area or property type. Many issuers of real estate-related securities are highly leveraged, which increases the risk to holders of such securities. The value of the securities the Fund buys will not necessarily track the value of the underlying investments of the issuers of such securities.
- **REIT Investment Risk** — Investments in REITs involve unique risks. REITs may have limited financial resources, may trade less frequently and in limited volume, may engage in dilutive offerings of securities and may be more volatile than other securities. REIT issuers may also fail to maintain their exemptions from investment company registration or fail to qualify for the "dividends paid deduction" under the Internal Revenue Code of 1986, as amended (the "Internal Revenue Code"), which allows REITs to reduce their corporate taxable income for dividends paid to their shareholders.
- **Representative Sampling Risk** — Representative sampling is a method of indexing that involves investing in a representative sample of securities that collectively have a similar investment profile to the index and resemble the index in terms of risk factors and other key characteristics. A passively managed ETF may or may not hold every security in the index. When an ETF deviates from a full replication indexing strategy to utilize a representative sampling strategy, the ETF is subject to an increased risk of tracking error, in that the securities selected in the aggregate for the ETF may not have an investment profile similar to those of its index.
- **Shares of an ETF May Trade at Prices Other Than Net Asset Value** — Shares of an ETF trade on exchanges at prices at, above or below their most recent net asset value. The per share net asset value of an ETF is calculated at the end of each business day and fluctuates with changes in the market value of the ETF's holdings since the most recent calculation. The trading prices of an ETF's shares fluctuate continuously throughout trading hours based on market supply and demand rather than net asset value. The trading prices of an ETF's shares may deviate significantly from net asset value during periods of market volatility. Any of these factors may lead to an ETF's shares trading at a premium or discount to net asset value. However, because shares can be created and redeemed in creation units, which are aggregated blocks of shares that authorized participants who have entered into agreements with the ETF's distributor can purchase or redeem directly from the ETF, at net asset value (unlike shares of many closed-end funds, which frequently trade at appreciable discounts from, and sometimes at premiums to, their net asset values), large discounts or premiums to the net asset value of an ETF are not likely to be sustained over the long-term. While the creation/redemption feature is designed to make it likely that an ETF's shares normally trade on exchanges at prices close to the ETF's next calculated net asset value, exchange prices are not expected to correlate exactly with an ETF's net asset value due to timing reasons as well as market supply and demand factors. In addition, disruptions to creations and redemptions or the existence of extreme market volatility may result in trading prices that differ significantly from net asset value. If a shareholder purchases at a time when the market price is at a premium to the net asset value or sells at a time when the market price is at a discount to the net asset value, the shareholder may sustain losses.
- **Small and Mid-Capitalization Company Risk** — Companies with small or mid-size market capitalizations will normally have more limited product lines, markets and financial resources and will be dependent upon a more limited management group than larger capitalized companies. In addition, it is more difficult to get information on smaller companies, which tend to be less well known, have shorter operating histories, do not have significant ownership by large investors and are followed by relatively few securities analysts.
- **Structured Products Risk** — Holders of structured products bear risks of the underlying investments, index or reference obligation and are subject to counterparty risk. The Fund may have the right to receive payments only from the structured product, and generally does not have direct rights against the issuer or the entity that sold the assets to be securitized. Certain structured products may be thinly traded or have a limited trading market. In addition to the general risks associated with debt securities discussed herein, structured products carry additional risks, including, but not limited to: the possibility that distributions from collateral securities will not be adequate to make interest or other payments; the quality of the collateral may decline in value or default; and the possibility that the structured products are subordinate to other classes. Structured notes are based upon the movement of one or more factors, including currency exchange rates, interest rates, reference bonds and stock indices, and changes in

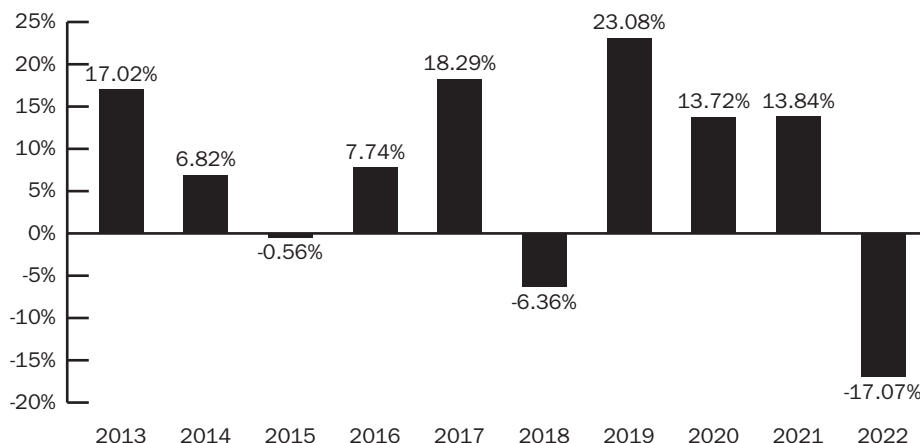
interest rates and impact of these factors may cause significant price fluctuations. Additionally, changes in the reference instrument or security may cause the interest rate on the structured note to be reduced to zero.

- **Tracking Error Risk** — Tracking error is the divergence of an Underlying Fund's performance from that of its underlying index. Tracking error may occur because of differences between the securities and other instruments held in an Underlying Fund's portfolio and those included in its underlying index, pricing differences (including, as applicable, differences between a security's price at the local market close and an Underlying Fund's valuation of a security at the time of calculation of an Underlying Fund's net asset value), differences in transaction costs, an Underlying Fund's holding of uninvested cash, differences in timing of the accrual of or the valuation of dividends or other distributions, interest, the requirements to maintain pass-through tax treatment, portfolio transactions carried out to minimize the distribution of capital gains to shareholders, changes to an underlying index and the cost to an Underlying Fund of complying with various new or existing regulatory requirements. These risks may be heightened during times of increased market volatility or other unusual market conditions. In addition, tracking error may result because an Underlying Fund incurs fees and expenses, while its underlying index does not.
- **Treasury Obligations Risk** — Direct obligations of the U.S. Treasury have historically involved little risk of loss of principal if held to maturity. However, due to fluctuations in interest rates, the market value of such securities may vary during the period shareholders own shares of the Fund.
- **U.S. Government Issuer Risk** — Treasury obligations may differ in their interest rates, maturities, times of issuance and other characteristics. Obligations of U.S. Government agencies and authorities are supported by varying degrees of credit but generally are not backed by the full faith and credit of the U.S. Government. No assurance can be given that the U.S. Government will provide financial support to its agencies and authorities if it is not obligated by law to do so.
- **Valuation Risk** — The price the Fund could receive upon the sale of a security or unwind of a financial instrument or other asset may differ from the Fund's valuation of the security or other asset and from the value used by the Underlying Index, particularly for securities or other assets that trade in low volume or volatile markets, or assets that are impacted by market disruption events or that are valued using a fair value methodology as a result of trade suspensions or for other reasons. In addition, the value of the securities or other assets in the Fund's portfolio may change on days or during time periods when shareholders will not be able to purchase or sell the Fund's shares. The Fund's ability to value investments may be impacted by technological issues or errors by pricing services or other third-party service providers.

Performance Information

The information shows how the Fund's performance has varied year by year and provides some indication of the risks of investing in the Fund. The average annual total returns table compares the performance of LifePath Index 2035 Fund to that of the Russell 1000[®] Index and the LifePath Index 2035 Fund Custom Benchmark, a customized weighted index comprised of the Bloomberg U.S. Long Credit Bond Index, Bloomberg U.S. Intermediate Credit Bond Index, Bloomberg U.S. Long Government Bond Index, Bloomberg U.S. Intermediate Government Bond Index and Bloomberg U.S. Securitized: MBS, ABS and CMBS Index, Bloomberg U.S. Treasury Inflation Protected Securities (TIPS) Index (Series-L), FTSE EPRA Nareit Developed Index, MSCI ACWI ex USA IMI Index, Russell 1000[®] Index and Russell 2000[®] Index, which are representative of the asset classes in which LifePath Index 2035 Fund invests according to their weightings as of the most recent quarter-end. Prior to May 31, 2022, the LifePath Index 2035 Fund Custom Benchmark was comprised of the Bloomberg U.S. Aggregate Bond Index, Bloomberg U.S. Treasury Inflation Protected Securities (TIPS) Index (Series-L), FTSE EPRA Nareit Developed Index, MSCI ACWI ex USA IMI Index, Russell 1000[®] Index and Russell 2000[®] Index. The weightings of the indexes in the LifePath Index 2035 Fund Custom Benchmark are adjusted periodically to reflect the investment adviser's evaluation and adjustment of LifePath Index 2035 Fund's asset allocation strategy. The returns of the LifePath Index 2035 Fund Custom Benchmark shown in the average annual total returns table are not recalculated or restated when they are adjusted to reflect LifePath Index 2035 Fund's asset allocation strategy but rather reflect the LifePath Index 2035 Fund Custom Benchmark's actual allocation over time, which may be different from the current allocation. Effective November 28, 2014, LifePath Index 2035 Fund changed its glide path and target asset allocation to target higher levels of equity exposure for LifePath Index 2035 Fund throughout the glide path. Performance for the periods shown prior to November 28, 2014 is based on the prior glide path and target asset allocation. To the extent that dividends and distributions have been paid by LifePath Index 2035 Fund, the performance information for the Fund in the chart and table assumes reinvestment of the dividends and distributions. How LifePath Index 2035 Fund performed in the past (before and after taxes) is not necessarily an indication of how it will perform in the future. The table includes all applicable fees. If BFA, BAL and their affiliates had not waived or reimbursed certain LifePath Index 2035 Fund expenses during these periods, LifePath Index 2035 Fund's returns would have been lower. Updated information on LifePath Index 2035 Fund's performance, including its current net asset value, can be obtained by visiting <http://www.blackrock.com> or can be obtained by phone at (800) 882-0052.

Class K Shares
ANNUAL TOTAL RETURNS
LifePath Index 2035 Fund
As of 12/31



During the periods shown in the bar chart, the highest return for a quarter was 15.55% (quarter ended June 30, 2020) and the lowest return for a quarter was -17.01% (quarter ended March 31, 2020).

For the periods ended 12/31/22

Average Annual Total Returns

	1 Year	5 Years	10 Years
LifePath Index 2035 Fund — Class K Shares			
Return Before Taxes	(17.07)%	4.35%	6.96%
Return After Taxes on Distributions	(17.71)%	3.52%	6.10%
Return After Taxes on Distributions and Sale of Fund Shares	(9.93)%	3.15%	5.32%
LifePath Index 2035 Fund Custom Benchmark (Reflects no deduction for fees, expenses or taxes)	(16.98)%	4.36%	7.03%
Russell 1000® Index (Reflects no deduction for fees, expenses or taxes)	(19.13)%	9.13%	12.37%

After-tax returns are calculated using the historical highest individual federal marginal income tax rates and do not reflect the impact of state and local taxes. Actual after-tax returns depend on the investor's tax situation and may differ from those shown, and the after-tax returns shown are not relevant to investors who hold their shares through tax-deferred arrangements, such as 401(k) plans or individual retirement accounts.

Investment Adviser

The Fund's investment manager is BlackRock Fund Advisors (previously defined as "BFA").

Portfolio Managers

Name	Portfolio Manager of the Fund Since	Title
Chris Chung, CFA	2020	Managing Director of BlackRock, Inc.
Lisa O'Connor, CFA	2020	Managing Director of BlackRock, Inc.
Greg Savage, CFA	2018	Managing Director of BlackRock, Inc.
Paul Whitehead	2023	Managing Director of BlackRock, Inc.

Purchase and Sale of Fund Shares

Class K Shares of the Fund are available only to (i) certain employee benefit plans, such as health savings accounts, and certain employer-sponsored retirement plans (not including SEP IRAs, SIMPLE IRAs and SARSEPs) (collectively, "Employer-Sponsored Retirement Plans"), (ii) collective trust funds, investment companies and other pooled investment vehicles, each of which may purchase shares of the Fund through a Financial Intermediary that has entered into an agreement with the Fund's distributor to purchase such shares, (iii) "Institutional Investors," which include, but

are not limited to, endowments, foundations, family offices, banks and bank trusts, local, city, and state governmental institutions, corporations and insurance company separate accounts, each of which may purchase shares of the Fund through a Financial Intermediary that has entered into an agreement with the Fund's distributor to purchase such shares, (iv) clients of private banks that purchase shares of the Fund through a Financial Intermediary that has entered into an agreement with the Fund's distributor to sell such shares, (v) fee-based advisory platforms of a Financial Intermediary that (a) has specifically acknowledged in a written agreement with the Fund's distributor and/or its affiliate(s) that the Financial Intermediary shall offer such shares to fee-based advisory clients through an omnibus account held at the Fund or (b) transacts in the Fund's shares through another intermediary that has executed such an agreement and (vi) any other investors who met the eligibility criteria for BlackRock Shares or Class K Shares prior to August 15, 2016 and have continually held Class K Shares of the Fund in the same account since August 15, 2016.

You may purchase or redeem shares of the Fund each day the New York Stock Exchange is open. Purchase orders may also be placed by calling (800) 537-4942, by mail (c/o BlackRock Funds III, P.O. Box 534429, Pittsburgh, Pennsylvania 15253-4429), or online at www.blackrock.com. Institutional Investors are subject to a \$5 million minimum initial investment requirement. Other investors, including Employer-Sponsored Retirement Plans, have no minimum initial investment requirement. There is no minimum investment amount for additional purchases.

Tax Information

Different income tax rules apply depending on whether you are invested through a qualified tax-exempt plan described in section 401(a) of the Internal Revenue Code. If you are invested through such a plan (and Fund shares are not "debt-financed property" to the plan), then the dividends paid by the Fund and the gain realized from a redemption or exchange of Fund shares will generally not be subject to U.S. federal income taxes until you withdraw or receive distributions from the plan. If you are not invested through such a plan, then the Fund's dividends and gain from a redemption or exchange may be subject to U.S. federal income taxes and may be taxed as ordinary income or capital gains, unless you are a tax-exempt investor.

Payments to Broker/Dealers and Other Financial Intermediaries

If you purchase shares of the Fund through a Financial Intermediary, the Fund and BlackRock Investments, LLC, the Fund's distributor, or its affiliates may pay the Financial Intermediary for the sale of Fund shares and related services. These payments may create a conflict of interest by influencing the Financial Intermediary and your individual financial professional to recommend the Fund over another investment.

Class K Shares are only available through a Financial Intermediary if the Financial Intermediary will not receive from Fund assets, or the Fund's distributor's or an affiliate's resources, any commission payments, shareholder servicing fees (including sub-transfer agent and networking fees), or distribution fees (including Rule 12b-1 fees) with respect to assets invested in Class K Shares.

Ask your individual financial professional or visit your Financial Intermediary's website for more information.

Fund Overview

Key Facts About BlackRock LifePath® Index 2040 Fund

Investment Objective

The investment objective of BlackRock LifePath® Index 2040 Fund (“LifePath Index 2040 Fund” or the “Fund”), a series of BlackRock Funds III (the “Trust”), is to seek to provide for retirement outcomes based on quantitatively measured risk. In pursuit of this objective, LifePath Index 2040 Fund will be broadly diversified across global asset classes, with asset allocations becoming more conservative over time.

Fees and Expenses of the Fund

This table describes the fees and expenses that you may pay if you buy, hold and sell Class K Shares of LifePath Index 2040 Fund. **You may pay other fees, such as brokerage commissions and other fees to your financial professional or your selected securities dealer, broker, investment adviser, service provider or industry professional (including BlackRock Fund Advisors (“BFA”) and its affiliates) (each, a “Financial Intermediary”), which are not reflected in the table and example below.**

Annual Fund Operating Expenses (expenses that you pay each year as a percentage of the value of your investment)	Class K Shares
Management Fee ¹	0.05%
Distribution and/or Service (1.2b-1) Fees	0.00%
Other Expenses ^{1,3}	0.04%
Administration Fee ¹	0.04%
Independent Expenses ³	—
Acquired Fund Fees and Expenses ^{1,2}	0.06%
Total Annual Fund Operating Expenses²	0.15%
Fee Waivers and/or Expense Reimbursements ^{1,3}	(0.06)%
Total Annual Fund Operating Expenses After Fee Waivers and/or Expense Reimbursements^{1,3}	0.09%

¹ As described in the “Management of the Funds” section of the Fund’s prospectus beginning on page 145, BFA and BlackRock Advisors, LLC (“BAL”) have contractually agreed to reimburse the Fund for Acquired Fund Fees and Expenses up to a maximum amount equal to the combined Management Fee and Administration Fee of each share class through June 30, 2024. In addition, BFA has contractually agreed to waive its management fees by the amount of investment advisory fees the Fund pays to BFA indirectly through its investment in money market funds managed by BFA or its affiliates, through June 30, 2024. The contractual agreements may be terminated upon 90 days’ notice by a majority of the non-interested trustees of the Trust or by a vote of a majority of the outstanding voting securities of the Fund.

² Total Annual Fund Operating Expenses do not correlate to the ratio of expenses to average net assets given in the Fund’s most recent annual report, which does not include Acquired Fund Fees and Expenses.

³ Independent Expenses consist of the Fund’s allocable portion of the fees and expenses of the independent trustees of the Trust, counsel to such independent trustees and the independent registered public accounting firm that provides audit services to the Fund. BAL and BFA have contractually agreed to reimburse, or provide offsetting credits to, the Fund for Independent Expenses through June 30, 2033. After giving effect to such contractual arrangements, Independent Expenses will be 0.00%. Such contractual arrangements may not be terminated prior to July 1, 2033 without the consent of the Board of Trustees of the Trust.

Example:

This Example is intended to help you compare the cost of investing in Class K Shares of the Fund with the cost of investing in other mutual funds. The Example assumes that you invest \$10,000 in Class K Shares of the Fund for the time periods indicated and then redeem all of your shares at the end of those periods. The Example also assumes that your investment has a 5% return each year and that the Fund’s operating expenses remain the same. Although your actual costs may be higher or lower, based on these assumptions your costs would be:

	1 Year	3 Years	5 Years	10 Years
Class K Shares	\$9	\$42	\$79	\$186

Portfolio Turnover:

The Fund pays transaction costs, such as commissions, when it buys and sells securities (or “turns over” its portfolio). A higher portfolio turnover rate may indicate higher transaction costs and may result in higher taxes when shares are held in a taxable account. These costs, which are not reflected in annual fund operating expenses or in the Example, affect the Fund’s performance. During the most recent fiscal year, the Fund’s portfolio turnover rate was 29% of the average value of its portfolio.

Principal Investment Strategies of the Fund

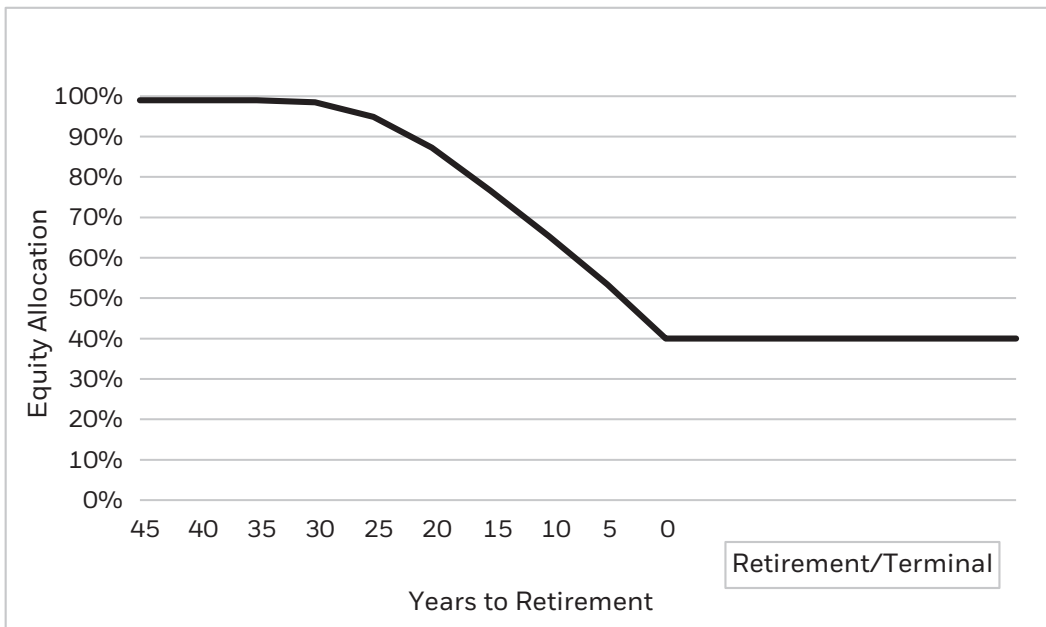
LifePath Index 2040 Fund allocates and reallocates its assets among a combination of equity and bond index funds and money market funds (the “Underlying Funds”) in proportions based on its own comprehensive investment strategy.

LifePath Index 2040 Fund seeks to provide for retirement outcomes based on quantitatively measured risk. BFA employs a multi-dimensional approach to assess risk for LifePath Index 2040 Fund and to determine LifePath Index 2040 Fund’s allocation across asset classes. As part of this multi-dimensional approach, BFA aims to quantify risk using proprietary risk measurement tools that, among other things, analyze historical and forward-looking securities market data, including risk, asset class correlations, and expected returns. Under normal circumstances, the Fund intends to invest primarily in affiliated open-end index funds and affiliated exchange-traded funds (“ETFs”).

LifePath Index 2040 Fund will invest, under normal circumstances, at least 80% of its assets in securities or other financial instruments that are components of or have economic characteristics similar to the securities included in its custom benchmark index, the LifePath Index 2040 Fund Custom Benchmark. LifePath Index 2040 Fund is designed for investors expecting to retire or to begin withdrawing assets around the year 2040. The Fund employs a “passive” management approach, attempting to invest in a portfolio of assets whose performance is expected to match approximately the performance of the Fund’s custom benchmark index. As of March 31, 2023, the Fund held approximately 81% of its assets in Underlying Funds designed to track particular equity indexes, approximately 19% of its assets in Underlying Funds designed to track particular bond indexes and the remainder of its assets in Underlying Funds that invest primarily in money market instruments. Certain Underlying Funds may invest in real estate investment trusts (“REITs”), foreign securities, emerging market securities, below investment-grade bonds and derivative securities or instruments, such as options and futures, the value of which is derived from another security, a currency or an index, when seeking to match the performance of a particular market index. The Fund and certain Underlying Funds may also lend securities with a value up to 33 $\frac{1}{3}$ % of their respective total assets to financial institutions that provide cash or securities issued or guaranteed by the U.S. Government as collateral.

Under normal circumstances, the asset allocation will change over time according to a predetermined “glide path” as the Fund approaches its target date. The glide path below represents the shifting of asset classes over time. As the glide path shows, the Fund’s asset allocations become more conservative — prior to retirement — as time elapses. This reflects the need for reduced investment risks as retirement approaches and the need for lower volatility of the Fund, which may be a primary source of income after retirement.

LifePath Index 2040 Fund is one of a group of funds referred to as the “LifePath Index Funds,” each of which seeks to provide for retirement outcomes based on quantitatively measured risk that investors on average may be willing to accept given a particular time horizon. The following chart illustrates the glide path — the target allocation among asset classes as the LifePath Index Funds approach their target dates:



The following table lists the target allocation by years until retirement:

Years Until Retirement	Equity Funds (includes REITs)	Fixed-Income Funds
45	99%	1%
40	99%	1%
35	99%	1%
30	98%	2%
25	95%	5%
20	87%	13%
15	77%	23%
10	65%	35%
5	53%	47%
0	40%	60%

The asset allocation targets are established by the portfolio managers. The investment team, including the portfolio managers, meets regularly to assess market conditions, review the asset allocation targets of the Fund, and determine whether any changes are required to enable the Fund to achieve its investment objective.

Although the asset allocation targets listed for the glide path are general, long-term targets, BFA may periodically adjust the proportion of equity index funds and fixed-income index funds in the Fund, based on an assessment of the current market conditions, the potential contribution of each asset class to the expected risk and return characteristics of the Fund, reallocations of Fund composition to reflect intra-year movement along the glide path and other factors. In general, such adjustments will be limited; however, BFA may determine that a greater degree of variation is warranted to protect the Fund or achieve its investment objective.

BFA's second step in the structuring of the Fund is the selection of the Underlying Funds. Factors such as fund classifications, historical risk and performance, and the relationship to other Underlying Funds in the Fund are considered when selecting Underlying Funds. The specific Underlying Funds selected for the Fund are determined at BFA's discretion and may change as deemed appropriate to allow the Fund to meet its investment objective. See the "Details About the Funds — Information About the Underlying Funds" section of the prospectus for a list of the Underlying Funds, their classification into equity, fixed income or money market funds and a brief description of their investment objectives and primary investment strategies.

Within the prescribed percentage allocations to equity and fixed-income index funds, BFA seeks to diversify the Fund. The allocation to Underlying Funds that track equity indexes may be further diversified by style (including both value and growth), market capitalization (including large cap, mid cap, small cap and emerging growth), region (including domestic and international (including emerging markets)) or other factors. The allocation to Underlying Funds that track fixed-income indexes may be further diversified by sector (including government, corporate, agency, and other sectors), duration (a calculation of the average life of a bond which measures its price risk), credit quality (including non-investment grade debt or junk bonds), geographic location (including U.S. and foreign-issued securities), or other factors. Though BFA seeks to diversify the Fund, certain Underlying Funds may concentrate their investments in specific sectors or geographic regions or countries. The percentage allocation to the various styles of equity and fixed-income Underlying Funds is determined at the discretion of the investment team and can be changed to reflect the current market environment.

Principal Risks of Investing in the Fund

Risk is inherent in all investing. The value of your investment in LifePath Index 2040 Fund, as well as the amount of return you receive on your investment, may fluctuate significantly from day to day and over time. You may lose part or all of your investment in the Fund or your investment may not perform as well as other similar investments. An investment in the Fund is not a bank deposit and it is not insured or guaranteed by the Federal Deposit Insurance Corporation or any other government agency. The following is a summary description of principal risks of investing in the Fund and/or the Underlying Funds. References to the Fund in the description of risks below may include the Underlying Funds in which the Fund invests, as applicable. The relative significance of each risk factor below may change over time and you should review each risk factor carefully.

Principal Risks of the Fund's Investment Strategies

- **Equity Securities Risk** — Stock markets are volatile. The price of equity securities fluctuates based on changes in a company's financial condition and overall market and economic conditions.
- **Investments in Underlying Funds Risk** — Because the Fund invests substantially all of its assets in Underlying Funds, its investment performance is related to the performance of the Underlying Funds. The Fund's net asset

value will change with changes in the value of the Underlying Funds and other securities in which it invests. An investment in the Fund will entail more direct and indirect costs and expenses than a direct investment in the Underlying Funds.

- **Allocation Risk** — The Fund's ability to achieve its investment objective depends upon the Fund's asset class allocation and the mix of Underlying Funds. There is a risk that the asset class allocation or the combination of Underlying Funds may be incorrect in view of actual market conditions. In addition, the asset allocation or the combination of Underlying Funds determined by BFA could result in underperformance as compared to funds with similar investment objectives and strategies.
- **Retirement Income Risk** — The Fund does not provide a guarantee that sufficient capital appreciation will be achieved to provide adequate income at and through retirement. The Fund also does not ensure that you will have assets in your account sufficient to cover your retirement expenses or that you will have enough saved to be able to retire in the target year identified in the Fund's name; this will depend on the amount of money you have invested in the Fund, the length of time you have held your investment, the returns of the markets over time, the amount you spend in retirement, and your other assets and income sources.
- **Affiliated Fund Risk** — In managing the Fund, BFA will have authority to select and substitute underlying funds and ETFs. BFA may be subject to potential conflicts of interest in selecting underlying funds and ETFs because the fees paid to BFA by some underlying funds and ETFs are higher than the fees paid by other underlying funds and ETFs. However, BFA is a fiduciary to the Fund and is legally obligated to act in the Fund's best interests when selecting underlying funds and ETFs. If an underlying fund or ETF holds interests in an affiliated fund, the Fund may be prohibited from purchasing shares of that underlying fund or ETF.
- **Market Risk and Selection Risk** — Market risk is the risk that one or more markets in which the Fund invests will go down in value, including the possibility that the markets will go down sharply and unpredictably. The value of a security or other asset may decline due to changes in general market conditions, economic trends or events that are not specifically related to the issuer of the security or other asset, or factors that affect a particular issuer or issuers, exchange, country, group of countries, region, market, industry, group of industries, sector or asset class. Local, regional or global events such as war, acts of terrorism, the spread of infectious illness or other public health issues like pandemics or epidemics, recessions, or other events could have a significant impact on the Fund and its investments. Selection risk is the risk that the securities selected by Fund management will underperform the markets, the relevant indices or the securities selected by other funds with similar investment objectives and investment strategies. This means you may lose money.

An outbreak of an infectious coronavirus (COVID-19) that was first detected in December 2019 developed into a global pandemic that has resulted in numerous disruptions in the market and has had significant economic impact leaving general concern and uncertainty. Although vaccines have been developed and approved for use by various governments, the duration of the pandemic and its effects cannot be predicted with certainty. The impact of this coronavirus, and other epidemics and pandemics that may arise in the future, could affect the economies of many nations, individual companies and the market in general ways that cannot necessarily be foreseen at the present time.

- **Debt Securities Risk** — Debt securities, such as bonds, involve interest rate risk, credit risk, extension risk, and prepayment risk, among other things.

Interest Rate Risk — The market value of bonds and other fixed-income securities changes in response to interest rate changes and other factors. Interest rate risk is the risk that prices of bonds and other fixed-income securities will increase as interest rates fall and decrease as interest rates rise.

The Fund may be subject to a greater risk of rising interest rates due to the recent period of historically low interest rates. For example, if interest rates increase by 1%, assuming a current portfolio duration of ten years, and all other factors being equal, the value of the Fund's investments would be expected to decrease by 10%. (Duration is a measure of the price sensitivity of a debt security or portfolio of debt securities to relative changes in interest rates.) The magnitude of these fluctuations in the market price of bonds and other fixed-income securities is generally greater for those securities with longer maturities. Fluctuations in the market price of the Fund's investments will not affect interest income derived from instruments already owned by the Fund, but will be reflected in the Fund's net asset value. The Fund may lose money if short-term or long-term interest rates rise sharply in a manner not anticipated by Fund management.

To the extent the Fund invests in debt securities that may be prepaid at the option of the obligor (such as mortgage-backed securities), the sensitivity of such securities to changes in interest rates may increase (to the detriment of the Fund) when interest rates rise. Moreover, because rates on certain floating rate debt securities typically reset only periodically, changes in prevailing interest rates (and particularly sudden and significant changes) can be expected to cause some fluctuations in the net asset value of the Fund to the extent that it invests in floating rate debt securities.

These basic principles of bond prices also apply to U.S. Government securities. A security backed by the “full faith and credit” of the U.S. Government is guaranteed only as to its stated interest rate and face value at maturity, not its current market price. Just like other fixed-income securities, government-guaranteed securities will fluctuate in value when interest rates change.

A general rise in interest rates has the potential to cause investors to move out of fixed-income securities on a large scale, which may increase redemptions from funds that hold large amounts of fixed-income securities. Heavy redemptions could cause the Fund to sell assets at inopportune times or at a loss or depressed value and could hurt the Fund’s performance.

Credit Risk — Credit risk refers to the possibility that the issuer of a debt security (i.e., the borrower) will not be able to make payments of interest and principal when due. Changes in an issuer’s credit rating or the market’s perception of an issuer’s creditworthiness may also affect the value of the Fund’s investment in that issuer. The degree of credit risk depends on both the financial condition of the issuer and the terms of the obligation.

Extension Risk — When interest rates rise, certain obligations will be paid off by the obligor more slowly than anticipated, causing the value of these obligations to fall.

Prepayment Risk — When interest rates fall, certain obligations will be paid off by the obligor more quickly than originally anticipated, and the Fund may have to invest the proceeds in securities with lower yields.

- **Risk of Investing in the United States** — Certain changes in the U.S. economy, such as when the U.S. economy weakens or when its financial markets decline, may have an adverse effect on the securities to which the Fund has exposure.

Principal Risks of the Underlying Funds

- **Asset Class Risk** — Securities and other assets or financial instruments in the underlying index of an Underlying Fund or in an Underlying Fund’s portfolio may underperform in comparison to the general financial markets, a particular financial market or other asset classes.
- **Authorized Participant Concentration Risk** — Only an authorized participant may engage in creation or redemption transactions directly with an ETF, and none of those authorized participants is obligated to engage in creation and/or redemption transactions. The Underlying Funds that are ETFs have a limited number of institutions that may act as authorized participants on an agency basis (i.e., on behalf of other market participants). To the extent that authorized participants exit the business or are unable to proceed with creation or redemption orders with respect to an ETF and no other authorized participant is able to step forward to create or redeem, the ETF shares may be more likely to trade at a premium or discount to net asset value and possibly face trading halts or delisting. Authorized participant concentration risk may be heightened for ETFs that invest in securities issued by non-U.S. issuers or other securities or instruments that have lower trading volumes.
- **Concentration Risk** — To the extent that an underlying index of an Underlying Fund is concentrated in the securities of companies, a particular market, industry, group of industries, sector or asset class, country, region or group of countries, that Underlying Fund may be adversely affected by the performance of those securities, may be subject to increased price volatility and may be more susceptible to adverse economic, market, political or regulatory occurrences affecting that market, industry, group of industries, sector or asset class, country, region or group of countries.
- **Currency Risk** — Because the net asset value of an Underlying Fund that is an ETF is determined in U.S. dollars, the Underlying Fund’s net asset value could decline if the currency of a non-U.S. market in which the Underlying Fund invests depreciates against the U.S. dollar or if there are delays or limits on repatriation of such currency. Currency exchange rates can be very volatile and can change quickly and unpredictably. As a result, the net asset value of an Underlying Fund that is an ETF may change quickly and without warning.
- **Depository Receipts Risk** — Depository receipts are generally subject to the same risks as the foreign securities that they evidence or into which they may be converted. In addition to investment risks associated with the underlying issuer, depository receipts expose the Fund to additional risks associated with the non-uniform terms that apply to depository receipt programs, credit exposure to the depository bank and to the sponsors and other parties with whom the depository bank establishes the programs, currency risk and the risk of an illiquid market for depository receipts. The issuers of unsponsored depository receipts are not obligated to disclose information that is, in the United States, considered material. Therefore, there may be less information available regarding these issuers and there may not be a correlation between such information and the market value of the depository receipts.
- **Derivatives Risk** — The Fund’s use of derivatives may increase its costs, reduce the Fund’s returns and/or increase volatility. Derivatives involve significant risks, including:
 - Volatility Risk* — Volatility is defined as the characteristic of a security, an index or a market to fluctuate significantly in price within a short time period. A risk of the Fund’s use of derivatives is that the fluctuations in their values may not correlate with the overall securities markets.
 - Counterparty Risk* — Derivatives are also subject to counterparty risk, which is the risk that the other party in the transaction will not fulfill its contractual obligation.

Market and Illiquidity Risk — The possible lack of a liquid secondary market for derivatives and the resulting inability of the Fund to sell or otherwise close a derivatives position could expose the Fund to losses and could make derivatives more difficult for the Fund to value accurately.

Valuation Risk — Valuation may be more difficult in times of market turmoil since many investors and market makers may be reluctant to purchase complex instruments or quote prices for them.

Hedging Risk — Hedges are sometimes subject to imperfect matching between the derivative and the underlying security, and there can be no assurance that the Fund's hedging transactions will be effective. The use of hedging may result in certain adverse tax consequences.

Tax Risk — Certain aspects of the tax treatment of derivative instruments, including swap agreements and commodity-linked derivative instruments, are currently unclear and may be affected by changes in legislation, regulations or other legally binding authority. Such treatment may be less favorable than that given to a direct investment in an underlying asset and may adversely affect the timing, character and amount of income the Fund realizes from its investments.

Regulatory Risk — Derivative contracts, including, without limitation, swaps, currency forwards and non-deliverable forwards, are subject to regulation under the Dodd-Frank Wall Street Reform and Consumer Protection Act (the "Dodd-Frank Act") in the United States and under comparable regimes in Europe, Asia and other non-U.S. jurisdictions. Under the Dodd-Frank Act, with respect to uncleared swaps, swap dealers are required to collect variation margin from the Fund and may be required by applicable regulations to collect initial margin from the Fund. Both initial and variation margin may be comprised of cash and/or securities, subject to applicable regulatory haircuts. Shares of investment companies (other than certain money market funds) may not be posted as collateral under applicable regulations.

In addition, regulations adopted by global prudential regulators that are now in effect require certain bank-regulated counterparties and certain of their affiliates to include in certain financial contracts, including many derivatives contracts, terms that delay or restrict the rights of counterparties, such as the Fund, to terminate such contracts, foreclose upon collateral, exercise other default rights or restrict transfers of credit support in the event that the counterparty and/or its affiliates are subject to certain types of resolution or insolvency proceedings. The implementation of these requirements with respect to derivatives, as well as regulations under the Dodd-Frank Act regarding clearing, mandatory trading and margining of other derivatives, may increase the costs and risks to the Fund of trading in these instruments and, as a result, may affect returns to investors in the Fund.

On October 28, 2020, the Securities and Exchange Commission adopted new regulations governing the use of derivatives by registered investment companies ("Rule 18f-4"). The Fund will be required to implement and comply with Rule 18f-4 by August 19, 2022. Once implemented, Rule 18f-4 will impose limits on the amount of derivatives a fund can enter into, eliminate the asset segregation framework currently used by funds to comply with Section 18 of the Investment Company Act of 1940, as amended, treat derivatives as senior securities and require funds whose use of derivatives is more than a limited specified exposure amount to establish and maintain a comprehensive derivatives risk management program and appoint a derivatives risk manager.

- **Emerging Markets Risk** — Emerging markets are riskier than more developed markets because they tend to develop unevenly and may never fully develop. Investments in emerging markets may be considered speculative. Emerging markets are more likely to experience hyperinflation and currency devaluations, which adversely affect returns to U.S. investors. In addition, many emerging securities markets have far lower trading volumes and less liquidity than developed markets.
- **Foreign Securities Risk** — Foreign investments often involve special risks not present in U.S. investments that can increase the chances that the Fund will lose money. These risks include:
 - The Fund generally holds its foreign securities and cash in foreign banks and securities depositories, which may be recently organized or new to the foreign custody business and may be subject to only limited or no regulatory oversight.
 - Changes in foreign currency exchange rates can affect the value of the Fund's portfolio.
 - The economies of certain foreign markets may not compare favorably with the economy of the United States with respect to such issues as growth of gross national product, reinvestment of capital, resources and balance of payments position.
 - The governments of certain countries, or the U.S. Government with respect to certain countries, may prohibit or impose substantial restrictions through capital controls and/or sanctions on foreign investments in the capital markets or certain industries in those countries, which may prohibit or restrict the ability to own or transfer currency, securities, derivatives or other assets.
 - Many foreign governments do not supervise and regulate stock exchanges, brokers and the sale of securities to the same extent as does the United States and may not have laws to protect investors that are comparable to U.S. securities laws.

- Settlement and clearance procedures in certain foreign markets may result in delays in payment for or delivery of securities not typically associated with settlement and clearance of U.S. investments.
- The Fund's claims to recover foreign withholding taxes may not be successful, and if the likelihood of recovery of foreign withholding taxes materially decreases, due to, for example, a change in tax regulation or approach in the foreign country, accruals in the Fund's net asset value for such refunds may be written down partially or in full, which will adversely affect the Fund's net asset value.
- The European financial markets have recently experienced volatility and adverse trends due to concerns about economic downturns in, or rising government debt levels of, several European countries as well as acts of war in the region. These events may spread to other countries in Europe and may affect the value and liquidity of certain of the Fund's investments.
- **Geographic Risk** — Some of the companies in which the Fund invests are located in parts of the world that have historically been prone to natural disasters, such as earthquakes, tornadoes, volcanic eruptions, droughts, floods, hurricanes or tsunamis, and are economically sensitive to environmental events. Any such event may adversely impact the economies of these geographic areas or business operations of companies in these geographic areas, causing an adverse impact on the value of the Fund.
- **Income Risk** — The Fund's income may decline due to a decline in inflation, deflation or changes in inflation expectations.
- **Index-Related Risk** — There is no guarantee that an Underlying Fund's investment results will have a high degree of correlation to those of its underlying index or that the Underlying Fund will achieve its investment objective. Market disruptions or high volatility, other unusual market circumstances and regulatory restrictions could have an adverse effect on an Underlying Fund's ability to adjust its exposure to the required levels in order to track its underlying index. Errors in index data, index computations or the construction of an underlying index in accordance with its methodology may occur from time to time and may not be identified and corrected by the index provider for a period of time or at all, which may have an adverse impact on an Underlying Fund and its shareholders. Unusual market conditions may cause the index provider to postpone a scheduled rebalance, which could cause an underlying index to vary from its normal or expected composition.

An index fund has operating and other expenses while an index does not. As a result, while an Underlying Fund that is an index fund will attempt to track its underlying index as closely as possible, it will tend to underperform the underlying index to some degree over time. If an index fund is properly correlated to its stated index, the fund will perform poorly when the index performs poorly.
- **Issuer Risk** — Fund performance depends on the performance of individual securities to which the Fund has exposure. Changes in the financial condition or credit rating of an issuer of those securities may cause the value of the securities to decline.
- **Management Risk** — As an Underlying Fund may not fully replicate its underlying index, it is subject to the risk that the Underlying Fund's investment manager's investment strategy may not produce the intended results.
- **Money Market Securities Risk** — If market conditions improve while the Fund has invested some or all of its assets in high quality money market securities, this strategy could result in reducing the potential gain from the market upswing, thus reducing the Fund's opportunity to achieve its investment objective.
- **Mortgage- and Asset-Backed Securities Risks** — Mortgage- and asset-backed securities represent interests in "pools" of mortgages or other assets, including consumer loans or receivables held in trust. Mortgage- and asset-backed securities are subject to credit, interest rate, prepayment and extension risks. These securities also are subject to risk of default on the underlying mortgage or asset, particularly during periods of economic downturn. Small movements in interest rates (both increases and decreases) may quickly and significantly reduce the value of certain mortgage-backed securities.
- **National Closed Market Trading Risk** — To the extent that the underlying securities and/or other assets held by an Underlying Fund that is an ETF trade on foreign exchanges or in foreign markets that may be closed when the securities exchange on which the Underlying Fund's shares trade is open, there are likely to be deviations between the current price of such an underlying security and the last quoted price for the underlying security (*i.e.*, an Underlying Fund's quote from the closed foreign market). The impact of a closed foreign market on an Underlying Fund is likely to be greater where a large portion of the Underlying Fund's underlying securities and/or other assets trade on that closed foreign market or when the foreign market is closed for unscheduled reasons. These deviations could result in premiums or discounts to one or more of the Underlying Funds' net asset values that may be greater than those experienced by other ETFs.
- **Passive Investment Risk** — Because BFA does not select individual companies in the underlying indexes for certain Underlying Funds, those Underlying Funds may hold securities of companies that present risks that an investment adviser researching individual securities might seek to avoid.

- **Preferred Securities Risk** — Preferred securities may pay fixed or adjustable rates of return. Preferred securities are subject to issuer-specific and market risks applicable generally to equity securities. In addition, a company's preferred securities generally pay dividends only after the company makes required payments to holders of its bonds and other debt. For this reason, the value of preferred securities will usually react more strongly than bonds and other debt to actual or perceived changes in the company's financial condition or prospects. Preferred securities of smaller companies may be more vulnerable to adverse developments than preferred securities of larger companies.
- **Real Estate-Related Securities Risk** — The main risk of real estate-related securities is that the value of the underlying real estate may go down. Many factors may affect real estate values. These factors include both the general and local economies, vacancy rates, tenant bankruptcies, the ability to re-lease space under expiring leases on attractive terms, the amount of new construction in a particular area, the laws and regulations (including zoning, environmental and tax laws) affecting real estate and the costs of owning, maintaining and improving real estate. The availability of mortgage financing and changes in interest rates may also affect real estate values. If the Fund's real estate-related investments are concentrated in one geographic area or in one property type, the Fund will be particularly subject to the risks associated with that area or property type. Many issuers of real estate-related securities are highly leveraged, which increases the risk to holders of such securities. The value of the securities the Fund buys will not necessarily track the value of the underlying investments of the issuers of such securities.
- **REIT Investment Risk** — Investments in REITs involve unique risks. REITs may have limited financial resources, may trade less frequently and in limited volume, may engage in dilutive offerings of securities and may be more volatile than other securities. REIT issuers may also fail to maintain their exemptions from investment company registration or fail to qualify for the "dividends paid deduction" under the Internal Revenue Code of 1986, as amended (the "Internal Revenue Code"), which allows REITs to reduce their corporate taxable income for dividends paid to their shareholders.
- **Representative Sampling Risk** — Representative sampling is a method of indexing that involves investing in a representative sample of securities that collectively have a similar investment profile to the index and resemble the index in terms of risk factors and other key characteristics. A passively managed ETF may or may not hold every security in the index. When an ETF deviates from a full replication indexing strategy to utilize a representative sampling strategy, the ETF is subject to an increased risk of tracking error, in that the securities selected in the aggregate for the ETF may not have an investment profile similar to those of its index.
- **Shares of an ETF May Trade at Prices Other Than Net Asset Value** — Shares of an ETF trade on exchanges at prices at, above or below their most recent net asset value. The per share net asset value of an ETF is calculated at the end of each business day and fluctuates with changes in the market value of the ETF's holdings since the most recent calculation. The trading prices of an ETF's shares fluctuate continuously throughout trading hours based on market supply and demand rather than net asset value. The trading prices of an ETF's shares may deviate significantly from net asset value during periods of market volatility. Any of these factors may lead to an ETF's shares trading at a premium or discount to net asset value. However, because shares can be created and redeemed in creation units, which are aggregated blocks of shares that authorized participants who have entered into agreements with the ETF's distributor can purchase or redeem directly from the ETF, at net asset value (unlike shares of many closed-end funds, which frequently trade at appreciable discounts from, and sometimes at premiums to, their net asset values), large discounts or premiums to the net asset value of an ETF are not likely to be sustained over the long-term. While the creation/redemption feature is designed to make it likely that an ETF's shares normally trade on exchanges at prices close to the ETF's next calculated net asset value, exchange prices are not expected to correlate exactly with an ETF's net asset value due to timing reasons as well as market supply and demand factors. In addition, disruptions to creations and redemptions or the existence of extreme market volatility may result in trading prices that differ significantly from net asset value. If a shareholder purchases at a time when the market price is at a premium to the net asset value or sells at a time when the market price is at a discount to the net asset value, the shareholder may sustain losses.
- **Small and Mid-Capitalization Company Risk** — Companies with small or mid-size market capitalizations will normally have more limited product lines, markets and financial resources and will be dependent upon a more limited management group than larger capitalized companies. In addition, it is more difficult to get information on smaller companies, which tend to be less well known, have shorter operating histories, do not have significant ownership by large investors and are followed by relatively few securities analysts.
- **Structured Products Risk** — Holders of structured products bear risks of the underlying investments, index or reference obligation and are subject to counterparty risk. The Fund may have the right to receive payments only from the structured product, and generally does not have direct rights against the issuer or the entity that sold the assets to be securitized. Certain structured products may be thinly traded or have a limited trading market. In addition to the general risks associated with debt securities discussed herein, structured products carry additional risks, including, but not limited to: the possibility that distributions from collateral securities will not be adequate to make interest or other payments; the quality of the collateral may decline in value or default; and the possibility that the structured products are subordinate to other classes. Structured notes are based upon the movement of one or more factors, including currency exchange rates, interest rates, reference bonds and stock indices, and changes in

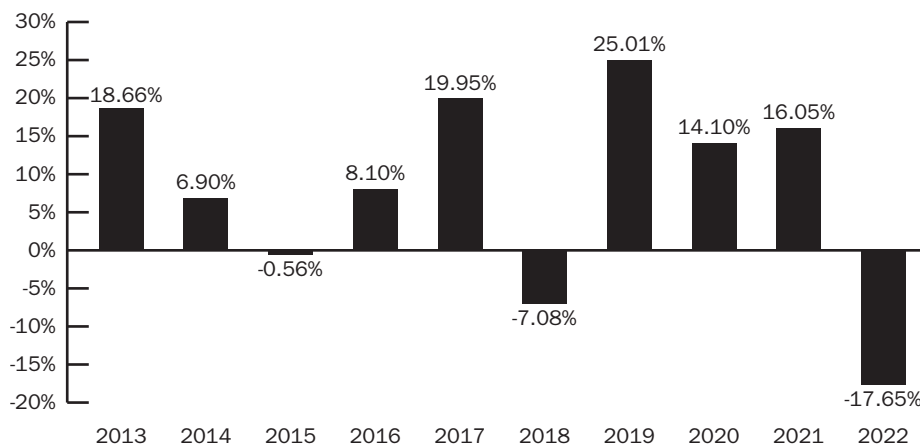
interest rates and impact of these factors may cause significant price fluctuations. Additionally, changes in the reference instrument or security may cause the interest rate on the structured note to be reduced to zero.

- **Tracking Error Risk** — Tracking error is the divergence of an Underlying Fund's performance from that of its underlying index. Tracking error may occur because of differences between the securities and other instruments held in an Underlying Fund's portfolio and those included in its underlying index, pricing differences (including, as applicable, differences between a security's price at the local market close and an Underlying Fund's valuation of a security at the time of calculation of an Underlying Fund's net asset value), differences in transaction costs, an Underlying Fund's holding of uninvested cash, differences in timing of the accrual of or the valuation of dividends or other distributions, interest, the requirements to maintain pass-through tax treatment, portfolio transactions carried out to minimize the distribution of capital gains to shareholders, changes to an underlying index and the cost to an Underlying Fund of complying with various new or existing regulatory requirements. These risks may be heightened during times of increased market volatility or other unusual market conditions. In addition, tracking error may result because an Underlying Fund incurs fees and expenses, while its underlying index does not.
- **Treasury Obligations Risk** — Direct obligations of the U.S. Treasury have historically involved little risk of loss of principal if held to maturity. However, due to fluctuations in interest rates, the market value of such securities may vary during the period shareholders own shares of the Fund.
- **U.S. Government Issuer Risk** — Treasury obligations may differ in their interest rates, maturities, times of issuance and other characteristics. Obligations of U.S. Government agencies and authorities are supported by varying degrees of credit but generally are not backed by the full faith and credit of the U.S. Government. No assurance can be given that the U.S. Government will provide financial support to its agencies and authorities if it is not obligated by law to do so.
- **Valuation Risk** — The price the Fund could receive upon the sale of a security or unwind of a financial instrument or other asset may differ from the Fund's valuation of the security or other asset and from the value used by the Underlying Index, particularly for securities or other assets that trade in low volume or volatile markets, or assets that are impacted by market disruption events or that are valued using a fair value methodology as a result of trade suspensions or for other reasons. In addition, the value of the securities or other assets in the Fund's portfolio may change on days or during time periods when shareholders will not be able to purchase or sell the Fund's shares. The Fund's ability to value investments may be impacted by technological issues or errors by pricing services or other third-party service providers.

Performance Information

The information shows how the Fund's performance has varied year by year and provides some indication of the risks of investing in the Fund. The average annual total returns table compares the performance of LifePath Index 2040 Fund to that of the Russell 1000® Index and the LifePath Index 2040 Fund Custom Benchmark, a customized weighted index comprised of the Bloomberg U.S. Long Credit Bond Index, Bloomberg U.S. Intermediate Credit Bond Index, Bloomberg U.S. Long Government Bond Index, Bloomberg U.S. Intermediate Government Bond Index and Bloomberg U.S. Securitized: MBS, ABS and CMBS Index, Bloomberg U.S. Treasury Inflation Protected Securities (TIPS) Index (Series-L), FTSE EPRA Nareit Developed Index, MSCI ACWI ex USA IMI Index, Russell 1000® Index and Russell 2000® Index, which are representative of the asset classes in which LifePath Index 2040 Fund invests according to their weightings as of the most recent quarter-end. Prior to May 31, 2022, the LifePath Index 2040 Fund Custom Benchmark was comprised of the Bloomberg U.S. Aggregate Bond Index, Bloomberg U.S. Treasury Inflation Protected Securities (TIPS) Index (Series-L), FTSE EPRA Nareit Developed Index, MSCI ACWI ex USA IMI Index, Russell 1000® Index and Russell 2000® Index. The weightings of the indexes in the LifePath Index 2040 Fund Custom Benchmark are adjusted periodically to reflect the investment adviser's evaluation and adjustment of LifePath Index 2040 Fund's asset allocation strategy. The returns of the LifePath Index 2040 Fund Custom Benchmark shown in the average annual total returns table are not recalculated or restated when they are adjusted to reflect LifePath Index 2040 Fund's asset allocation strategy but rather reflect the LifePath Index 2040 Fund Custom Benchmark's actual allocation over time, which may be different from the current allocation. Effective November 28, 2014, LifePath Index 2040 Fund changed its glide path and target asset allocation to target higher levels of equity exposure for LifePath Index 2040 Fund throughout the glide path. Performance for the periods shown prior to November 28, 2014 is based on the prior glide path and target asset allocation. To the extent that dividends and distributions have been paid by LifePath Index 2040 Fund, the performance information for the Fund in the chart and table assumes reinvestment of the dividends and distributions. How LifePath Index 2040 Fund performed in the past (before and after taxes) is not necessarily an indication of how it will perform in the future. The table includes all applicable fees. If BFA, BAL and their affiliates had not waived or reimbursed certain LifePath Index 2040 Fund expenses during these periods, LifePath Index 2040 Fund's returns would have been lower. Updated information on LifePath Index 2040 Fund's performance, including its current net asset value, can be obtained by visiting <http://www.blackrock.com> or can be obtained by phone at (800) 882-0052.

**Class K Shares
ANNUAL TOTAL RETURNS
LifePath Index 2040 Fund
As of 12/31**



During the periods shown in the bar chart, the highest return for a quarter was 17.25% (quarter ended June 30, 2020) and the lowest return for a quarter was -19.56% (quarter ended March 31, 2020).

**For the periods ended 12/31/22
Average Annual Total Returns**

	1 Year	5 Years	10 Years
LifePath Index 2040 Fund — Class K Shares			
Return Before Taxes	(17.65)%	4.84%	7.56%
Return After Taxes on Distributions	(18.22)%	4.03%	6.68%
Return After Taxes on Distributions and Sale of Fund Shares	(10.24)%	3.55%	5.83%
LifePath Index 2040 Fund Custom Benchmark (Reflects no deduction for fees, expenses or taxes)	(17.62)%	4.83%	7.61%
Russell 1000® Index (Reflects no deduction for fees, expenses or taxes)	(19.13)%	9.13%	12.37%

After-tax returns are calculated using the historical highest individual federal marginal income tax rates and do not reflect the impact of state and local taxes. Actual after-tax returns depend on the investor's tax situation and may differ from those shown, and the after-tax returns shown are not relevant to investors who hold their shares through tax-deferred arrangements, such as 401(k) plans or individual retirement accounts.

Investment Adviser

The Fund's investment manager is BlackRock Fund Advisors (previously defined as "BFA").

Portfolio Managers

Name	Portfolio Manager of the Fund Since	Title
Chris Chung, CFA	2020	Managing Director of BlackRock, Inc.
Lisa O'Connor, CFA	2020	Managing Director of BlackRock, Inc.
Greg Savage, CFA	2018	Managing Director of BlackRock, Inc.
Paul Whitehead	2023	Managing Director of BlackRock, Inc.

Purchase and Sale of Fund Shares

Class K Shares of the Fund are available only to (i) certain employee benefit plans, such as health savings accounts, and certain employer-sponsored retirement plans (not including SEP IRAs, SIMPLE IRAs and SARSEPs) (collectively, "Employer-Sponsored Retirement Plans"), (ii) collective trust funds, investment companies and other pooled investment vehicles, each of which may purchase shares of the Fund through a Financial Intermediary that has entered into an agreement with the Fund's distributor to purchase such shares, (iii) "Institutional Investors," which include, but are not limited to, endowments, foundations, family offices, banks and bank trusts, local, city, and state governmental

institutions, corporations and insurance company separate accounts, each of which may purchase shares of the Fund through a Financial Intermediary that has entered into an agreement with the Fund's distributor to purchase such shares, (iv) clients of private banks that purchase shares of the Fund through a Financial Intermediary that has entered into an agreement with the Fund's distributor to sell such shares, (v) fee-based advisory platforms of a Financial Intermediary that (a) has specifically acknowledged in a written agreement with the Fund's distributor and/or its affiliate(s) that the Financial Intermediary shall offer such shares to fee-based advisory clients through an omnibus account held at the Fund or (b) transacts in the Fund's shares through another intermediary that has executed such an agreement and (vi) any other investors who met the eligibility criteria for BlackRock Shares or Class K Shares prior to August 15, 2016 and have continually held Class K Shares of the Fund in the same account since August 15, 2016.

You may purchase or redeem shares of the Fund each day the New York Stock Exchange is open. Purchase orders may also be placed by calling (800) 537-4942, by mail (c/o BlackRock Funds III, P.O. Box 534429, Pittsburgh, Pennsylvania 15253-4429), or online at www.blackrock.com. Institutional Investors are subject to a \$5 million minimum initial investment requirement. Other investors, including Employer-Sponsored Retirement Plans, have no minimum initial investment requirement. There is no minimum investment amount for additional purchases.

Tax Information

Different income tax rules apply depending on whether you are invested through a qualified tax-exempt plan described in section 401(a) of the Internal Revenue Code. If you are invested through such a plan (and Fund shares are not "debt-financed property" to the plan), then the dividends paid by the Fund and the gain realized from a redemption or exchange of Fund shares will generally not be subject to U.S. federal income taxes until you withdraw or receive distributions from the plan. If you are not invested through such a plan, then the Fund's dividends and gain from a redemption or exchange may be subject to U.S. federal income taxes and may be taxed as ordinary income or capital gains, unless you are a tax-exempt investor.

Payments to Broker/Dealers and Other Financial Intermediaries

If you purchase shares of the Fund through a Financial Intermediary, the Fund and BlackRock Investments, LLC, the Fund's distributor, or its affiliates may pay the Financial Intermediary for the sale of Fund shares and related services. These payments may create a conflict of interest by influencing the Financial Intermediary and your individual financial professional to recommend the Fund over another investment.

Class K Shares are only available through a Financial Intermediary if the Financial Intermediary will not receive from Fund assets, or the Fund's distributor's or an affiliate's resources, any commission payments, shareholder servicing fees (including sub-transfer agent and networking fees), or distribution fees (including Rule 12b-1 fees) with respect to assets invested in Class K Shares.

Ask your individual financial professional or visit your Financial Intermediary's website for more information.

Fund Overview

Key Facts About BlackRock LifePath® Index 2045 Fund

Investment Objective

The investment objective of BlackRock LifePath® Index 2045 Fund (“LifePath Index 2045 Fund” or the “Fund”), a series of BlackRock Funds III (the “Trust”), is to seek to provide for retirement outcomes based on quantitatively measured risk. In pursuit of this objective, LifePath Index 2045 Fund will be broadly diversified across global asset classes, with asset allocations becoming more conservative over time.

Fees and Expenses of the Fund

This table describes the fees and expenses that you may pay if you buy, hold and sell Class K Shares of LifePath Index 2045 Fund. **You may pay other fees, such as brokerage commissions and other fees to your financial professional or your selected securities dealer, broker, investment adviser, service provider or industry professional (including BlackRock Fund Advisors (“BFA”) and its affiliates) (each, a “Financial Intermediary”), which are not reflected in the table and example below.**

Annual Fund Operating Expenses (expenses that you pay each year as a percentage of the value of your investment)	Class K Shares
Management Fee ¹	0.05%
Distribution and/or Service (12b-1) Fees	0.00%
Other Expenses ^{1,3}	0.04%
Administration Fee ¹	0.04%
Independent Expenses ³	—
Acquired Fund Fees and Expenses ^{1,2}	0.06%
Total Annual Fund Operating Expenses²	0.15%
Fee Waivers and/or Expense Reimbursements ^{1,3}	(0.06)%
Total Annual Fund Operating Expenses After Fee Waivers and/or Expense Reimbursements^{1,3}	0.09%

¹ As described in the “Management of the Funds” section of the Fund’s prospectus beginning on page 145, BFA and BlackRock Advisors, LLC (“BAL”) have contractually agreed to reimburse the Fund for Acquired Fund Fees and Expenses up to a maximum amount equal to the combined Management Fee and Administration Fee of each share class through June 30, 2024. In addition, BFA has contractually agreed to waive its management fees by the amount of investment advisory fees the Fund pays to BFA indirectly through its investment in money market funds managed by BFA or its affiliates, through June 30, 2024. The contractual agreements may be terminated upon 90 days’ notice by a majority of the non-interested trustees of the Trust or by a vote of a majority of the outstanding voting securities of the Fund.

² Total Annual Fund Operating Expenses do not correlate to the ratio of expenses to average net assets given in the Fund’s most recent annual report, which does not include Acquired Fund Fees and Expenses.

³ Independent Expenses consist of the Fund’s allocable portion of the fees and expenses of the independent trustees of the Trust, counsel to such independent trustees and the independent registered public accounting firm that provides audit services to the Fund. BAL and BFA have contractually agreed to reimburse, or provide offsetting credits to, the Fund for Independent Expenses through June 30, 2033. After giving effect to such contractual arrangements, Independent Expenses will be 0.00%. Such contractual arrangements may not be terminated prior to July 1, 2033 without the consent of the Board of Trustees of the Trust.

Example:

This Example is intended to help you compare the cost of investing in Class K Shares of the Fund with the cost of investing in other mutual funds. The Example assumes that you invest \$10,000 in Class K Shares of the Fund for the time periods indicated and then redeem all of your shares at the end of those periods. The Example also assumes that your investment has a 5% return each year and that the Fund’s operating expenses remain the same. Although your actual costs may be higher or lower, based on these assumptions your costs would be:

	1 Year	3 Years	5 Years	10 Years
Class K Shares	\$9	\$42	\$79	\$186

Portfolio Turnover:

The Fund pays transaction costs, such as commissions, when it buys and sells securities (or “turns over” its portfolio). A higher portfolio turnover rate may indicate higher transaction costs and may result in higher taxes when shares are held in a taxable account. These costs, which are not reflected in annual fund operating expenses or in the Example, affect the Fund’s performance. During the most recent fiscal year, the Fund’s portfolio turnover rate was 16% of the average value of its portfolio.

Principal Investment Strategies of the Fund

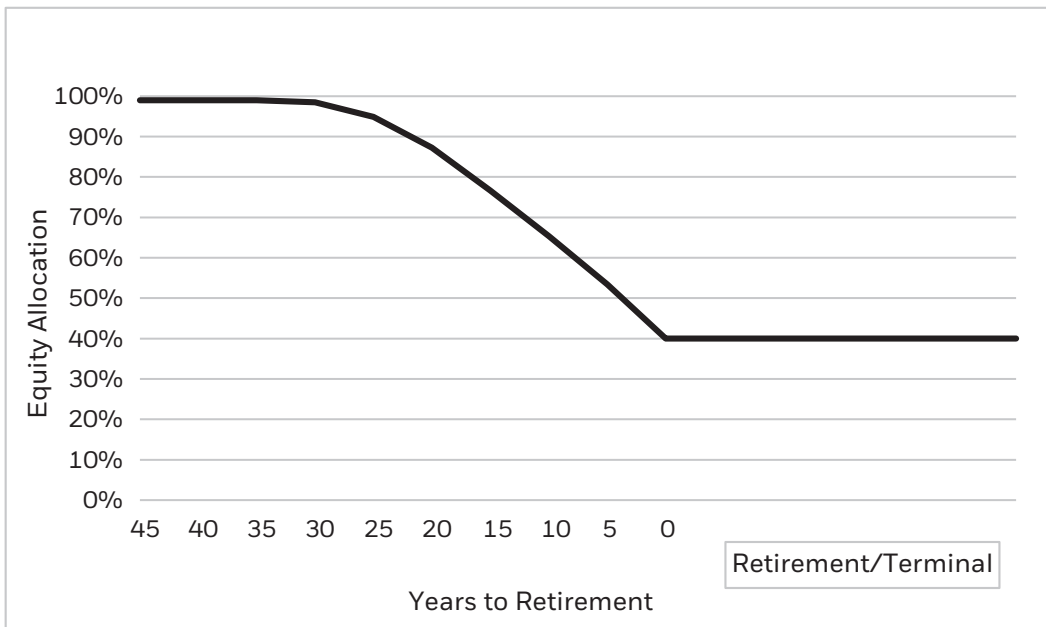
LifePath Index 2045 Fund allocates and reallocates its assets among a combination of equity and bond index funds and money market funds (the “Underlying Funds”) in proportions based on its own comprehensive investment strategy.

LifePath Index 2045 Fund seeks to provide for retirement outcomes based on quantitatively measured risk. BFA employs a multi-dimensional approach to assess risk for LifePath Index 2045 Fund and to determine LifePath Index 2045 Fund’s allocation across asset classes. As part of this multi-dimensional approach, BFA aims to quantify risk using proprietary risk measurement tools that, among other things, analyze historical and forward-looking securities market data, including risk, asset class correlations, and expected returns. Under normal circumstances, the Fund intends to invest primarily in affiliated open-end index funds and affiliated exchange-traded funds (“ETFs”).

LifePath Index 2045 Fund will invest, under normal circumstances, at least 80% of its assets in securities or other financial instruments that are components of or have economic characteristics similar to the securities included in its custom benchmark index, the LifePath Index 2045 Fund Custom Benchmark. LifePath Index 2045 Fund is designed for investors expecting to retire or to begin withdrawing assets around the year 2045. The Fund employs a “passive” management approach, attempting to invest in a portfolio of assets whose performance is expected to match approximately the performance of the Fund’s custom benchmark index. As of March 31, 2023, the Fund held approximately 90% of its assets in Underlying Funds designed to track particular equity indexes, approximately 9% of its assets in Underlying Funds designed to track particular bond indexes and the remainder of its assets in Underlying Funds that invest primarily in money market instruments. Certain Underlying Funds may invest in real estate investment trusts (“REITs”), foreign securities, emerging market securities, below investment-grade bonds and derivative securities or instruments, such as options and futures, the value of which is derived from another security, a currency or an index, when seeking to match the performance of a particular market index. The Fund and certain Underlying Funds may also lend securities with a value up to 33 $\frac{1}{3}$ % of their respective total assets to financial institutions that provide cash or securities issued or guaranteed by the U.S. Government as collateral.

Under normal circumstances, the asset allocation will change over time according to a predetermined “glide path” as the Fund approaches its target date. The glide path below represents the shifting of asset classes over time. As the glide path shows, the Fund’s asset allocations become more conservative — prior to retirement — as time elapses. This reflects the need for reduced investment risks as retirement approaches and the need for lower volatility of the Fund, which may be a primary source of income after retirement.

LifePath Index 2045 Fund is one of a group of funds referred to as the “LifePath Index Funds,” each of which seeks to provide for retirement outcomes based on quantitatively measured risk that investors on average may be willing to accept given a particular time horizon. The following chart illustrates the glide path — the target allocation among asset classes as the LifePath Index Funds approach their target dates:



The following table lists the target allocation by years until retirement:

Years Until Retirement	Equity Funds (includes REITs)	Fixed-Income Funds
45	99%	1%
40	99%	1%
35	99%	1%
30	98%	2%
25	95%	5%
20	87%	13%
15	77%	23%
10	65%	35%
5	53%	47%
0	40%	60%

The asset allocation targets are established by the portfolio managers. The investment team, including the portfolio managers, meets regularly to assess market conditions, review the asset allocation targets of the Fund, and determine whether any changes are required to enable the Fund to achieve its investment objective.

Although the asset allocation targets listed for the glide path are general, long-term targets, BFA may periodically adjust the proportion of equity index funds and fixed-income index funds in the Fund, based on an assessment of the current market conditions, the potential contribution of each asset class to the expected risk and return characteristics of the Fund, reallocations of Fund composition to reflect intra-year movement along the glide path and other factors. In general, such adjustments will be limited; however, BFA may determine that a greater degree of variation is warranted to protect the Fund or achieve its investment objective.

BFA's second step in the structuring of the Fund is the selection of the Underlying Funds. Factors such as fund classifications, historical risk and performance, and the relationship to other Underlying Funds in the Fund are considered when selecting Underlying Funds. The specific Underlying Funds selected for the Fund are determined at BFA's discretion and may change as deemed appropriate to allow the Fund to meet its investment objective. See the "Details About the Funds — Information About the Underlying Funds" section of the prospectus for a list of the Underlying Funds, their classification into equity, fixed income or money market funds and a brief description of their investment objectives and primary investment strategies.

Within the prescribed percentage allocations to equity and fixed-income index funds, BFA seeks to diversify the Fund. The allocation to Underlying Funds that track equity indexes may be further diversified by style (including both value and growth), market capitalization (including large cap, mid cap, small cap and emerging growth), region (including domestic and international (including emerging markets)) or other factors. The allocation to Underlying Funds that track fixed-income indexes may be further diversified by sector (including government, corporate, agency, and other sectors), duration (a calculation of the average life of a bond which measures its price risk), credit quality (including non-investment grade debt or junk bonds), geographic location (including U.S. and foreign-issued securities), or other factors. Though BFA seeks to diversify the Fund, certain Underlying Funds may concentrate their investments in specific sectors or geographic regions or countries. The percentage allocation to the various styles of equity and fixed-income Underlying Funds is determined at the discretion of the investment team and can be changed to reflect the current market environment.

Principal Risks of Investing in the Fund

Risk is inherent in all investing. The value of your investment in LifePath Index 2045 Fund, as well as the amount of return you receive on your investment, may fluctuate significantly from day to day and over time. You may lose part or all of your investment in the Fund or your investment may not perform as well as other similar investments. An investment in the Fund is not a bank deposit and it is not insured or guaranteed by the Federal Deposit Insurance Corporation or any other government agency. The following is a summary description of principal risks of investing in the Fund and/or the Underlying Funds. References to the Fund in the description of risks below may include the Underlying Funds in which the Fund invests, as applicable. The relative significance of each risk factor below may change over time and you should review each risk factor carefully.

Principal Risks of the Fund's Investment Strategies

- **Equity Securities Risk** — Stock markets are volatile. The price of equity securities fluctuates based on changes in a company's financial condition and overall market and economic conditions.
- **Investments in Underlying Funds Risk** — Because the Fund invests substantially all of its assets in Underlying Funds, its investment performance is related to the performance of the Underlying Funds. The Fund's net asset

value will change with changes in the value of the Underlying Funds and other securities in which it invests. An investment in the Fund will entail more direct and indirect costs and expenses than a direct investment in the Underlying Funds.

- **Allocation Risk** — The Fund's ability to achieve its investment objective depends upon the Fund's asset class allocation and the mix of Underlying Funds. There is a risk that the asset class allocation or the combination of Underlying Funds may be incorrect in view of actual market conditions. In addition, the asset allocation or the combination of Underlying Funds determined by BFA could result in underperformance as compared to funds with similar investment objectives and strategies.
- **Retirement Income Risk** — The Fund does not provide a guarantee that sufficient capital appreciation will be achieved to provide adequate income at and through retirement. The Fund also does not ensure that you will have assets in your account sufficient to cover your retirement expenses or that you will have enough saved to be able to retire in the target year identified in the Fund's name; this will depend on the amount of money you have invested in the Fund, the length of time you have held your investment, the returns of the markets over time, the amount you spend in retirement, and your other assets and income sources.
- **Affiliated Fund Risk** — In managing the Fund, BFA will have authority to select and substitute underlying funds and ETFs. BFA may be subject to potential conflicts of interest in selecting underlying funds and ETFs because the fees paid to BFA by some underlying funds and ETFs are higher than the fees paid by other underlying funds and ETFs. However, BFA is a fiduciary to the Fund and is legally obligated to act in the Fund's best interests when selecting underlying funds and ETFs. If an underlying fund or ETF holds interests in an affiliated fund, the Fund may be prohibited from purchasing shares of that underlying fund or ETF.
- **Market Risk and Selection Risk** — Market risk is the risk that one or more markets in which the Fund invests will go down in value, including the possibility that the markets will go down sharply and unpredictably. The value of a security or other asset may decline due to changes in general market conditions, economic trends or events that are not specifically related to the issuer of the security or other asset, or factors that affect a particular issuer or issuers, exchange, country, group of countries, region, market, industry, group of industries, sector or asset class. Local, regional or global events such as war, acts of terrorism, the spread of infectious illness or other public health issues like pandemics or epidemics, recessions, or other events could have a significant impact on the Fund and its investments. Selection risk is the risk that the securities selected by Fund management will underperform the markets, the relevant indices or the securities selected by other funds with similar investment objectives and investment strategies. This means you may lose money.

An outbreak of an infectious coronavirus (COVID-19) that was first detected in December 2019 developed into a global pandemic that has resulted in numerous disruptions in the market and has had significant economic impact leaving general concern and uncertainty. Although vaccines have been developed and approved for use by various governments, the duration of the pandemic and its effects cannot be predicted with certainty. The impact of this coronavirus, and other epidemics and pandemics that may arise in the future, could affect the economies of many nations, individual companies and the market in general ways that cannot necessarily be foreseen at the present time.

- **Risk of Investing in the United States** — Certain changes in the U.S. economy, such as when the U.S. economy weakens or when its financial markets decline, may have an adverse effect on the securities to which the Fund has exposure.

Principal Risks of the Underlying Funds

- **Asset Class Risk** — Securities and other assets or financial instruments in the underlying index of an Underlying Fund or in an Underlying Fund's portfolio may underperform in comparison to the general financial markets, a particular financial market or other asset classes.
- **Authorized Participant Concentration Risk** — Only an authorized participant may engage in creation or redemption transactions directly with an ETF, and none of those authorized participants is obligated to engage in creation and/or redemption transactions. The Underlying Funds that are ETFs have a limited number of institutions that may act as authorized participants on an agency basis (i.e., on behalf of other market participants). To the extent that authorized participants exit the business or are unable to proceed with creation or redemption orders with respect to an ETF and no other authorized participant is able to step forward to create or redeem, the ETF shares may be more likely to trade at a premium or discount to net asset value and possibly face trading halts or delisting. Authorized participant concentration risk may be heightened for ETFs that invest in securities issued by non-U.S. issuers or other securities or instruments that have lower trading volumes.
- **Concentration Risk** — To the extent that an underlying index of an Underlying Fund is concentrated in the securities of companies, a particular market, industry, group of industries, sector or asset class, country, region or group of countries, that Underlying Fund may be adversely affected by the performance of those securities, may be subject to increased price volatility and may be more susceptible to adverse economic, market, political or regulatory occurrences affecting that market, industry, group of industries, sector or asset class, country, region or group of countries.
- **Currency Risk** — Because the net asset value of an Underlying Fund that is an ETF is determined in U.S. dollars, the Underlying Fund's net asset value could decline if the currency of a non-U.S. market in which the Underlying

Fund invests depreciates against the U.S. dollar or if there are delays or limits on repatriation of such currency. Currency exchange rates can be very volatile and can change quickly and unpredictably. As a result, the net asset value of an Underlying Fund that is an ETF may change quickly and without warning.

■ **Depository Receipts Risk** — Depository receipts are generally subject to the same risks as the foreign securities that they evidence or into which they may be converted. In addition to investment risks associated with the underlying issuer, depository receipts expose the Fund to additional risks associated with the non-uniform terms that apply to depository receipt programs, credit exposure to the depository bank and to the sponsors and other parties with whom the depository bank establishes the programs, currency risk and the risk of an illiquid market for depository receipts. The issuers of unsponsored depository receipts are not obligated to disclose information that is, in the United States, considered material. Therefore, there may be less information available regarding these issuers and there may not be a correlation between such information and the market value of the depository receipts.

■ **Derivatives Risk** — The Fund's use of derivatives may increase its costs, reduce the Fund's returns and/or increase volatility. Derivatives involve significant risks, including:

Volatility Risk — Volatility is defined as the characteristic of a security, an index or a market to fluctuate significantly in price within a short time period. A risk of the Fund's use of derivatives is that the fluctuations in their values may not correlate with the overall securities markets.

Counterparty Risk — Derivatives are also subject to counterparty risk, which is the risk that the other party in the transaction will not fulfill its contractual obligation.

Market and Illiquidity Risk — The possible lack of a liquid secondary market for derivatives and the resulting inability of the Fund to sell or otherwise close a derivatives position could expose the Fund to losses and could make derivatives more difficult for the Fund to value accurately.

Valuation Risk — Valuation may be more difficult in times of market turmoil since many investors and market makers may be reluctant to purchase complex instruments or quote prices for them.

Hedging Risk — Hedges are sometimes subject to imperfect matching between the derivative and the underlying security, and there can be no assurance that the Fund's hedging transactions will be effective. The use of hedging may result in certain adverse tax consequences.

Tax Risk — Certain aspects of the tax treatment of derivative instruments, including swap agreements and commodity-linked derivative instruments, are currently unclear and may be affected by changes in legislation, regulations or other legally binding authority. Such treatment may be less favorable than that given to a direct investment in an underlying asset and may adversely affect the timing, character and amount of income the Fund realizes from its investments.

Regulatory Risk — Derivative contracts, including, without limitation, swaps, currency forwards and non-deliverable forwards, are subject to regulation under the Dodd-Frank Wall Street Reform and Consumer Protection Act (the "Dodd-Frank Act") in the United States and under comparable regimes in Europe, Asia and other non-U.S. jurisdictions. Under the Dodd-Frank Act, with respect to uncleared swaps, swap dealers are required to collect variation margin from the Fund and may be required by applicable regulations to collect initial margin from the Fund. Both initial and variation margin may be comprised of cash and/or securities, subject to applicable regulatory haircuts. Shares of investment companies (other than certain money market funds) may not be posted as collateral under applicable regulations.

In addition, regulations adopted by global prudential regulators that are now in effect require certain bank-regulated counterparties and certain of their affiliates to include in certain financial contracts, including many derivatives contracts, terms that delay or restrict the rights of counterparties, such as the Fund, to terminate such contracts, foreclose upon collateral, exercise other default rights or restrict transfers of credit support in the event that the counterparty and/or its affiliates are subject to certain types of resolution or insolvency proceedings. The implementation of these requirements with respect to derivatives, as well as regulations under the Dodd-Frank Act regarding clearing, mandatory trading and margining of other derivatives, may increase the costs and risks to the Fund of trading in these instruments and, as a result, may affect returns to investors in the Fund.

On October 28, 2020, the Securities and Exchange Commission adopted new regulations governing the use of derivatives by registered investment companies ("Rule 18f-4"). The Fund will be required to implement and comply with Rule 18f-4 by August 19, 2022. Once implemented, Rule 18f-4 will impose limits on the amount of derivatives a fund can enter into, eliminate the asset segregation framework currently used by funds to comply with Section 18 of the Investment Company Act of 1940, as amended, treat derivatives as senior securities and require funds whose use of derivatives is more than a limited specified exposure amount to establish and maintain a comprehensive derivatives risk management program and appoint a derivatives risk manager.

■ **Emerging Markets Risk** — Emerging markets are riskier than more developed markets because they tend to develop unevenly and may never fully develop. Investments in emerging markets may be considered speculative.

Emerging markets are more likely to experience hyperinflation and currency devaluations, which adversely affect returns to U.S. investors. In addition, many emerging securities markets have far lower trading volumes and less liquidity than developed markets.

- **Foreign Securities Risk** — Foreign investments often involve special risks not present in U.S. investments that can increase the chances that the Fund will lose money. These risks include:
 - The Fund generally holds its foreign securities and cash in foreign banks and securities depositories, which may be recently organized or new to the foreign custody business and may be subject to only limited or no regulatory oversight.
 - Changes in foreign currency exchange rates can affect the value of the Fund's portfolio.
 - The economies of certain foreign markets may not compare favorably with the economy of the United States with respect to such issues as growth of gross national product, reinvestment of capital, resources and balance of payments position.
 - The governments of certain countries, or the U.S. Government with respect to certain countries, may prohibit or impose substantial restrictions through capital controls and/or sanctions on foreign investments in the capital markets or certain industries in those countries, which may prohibit or restrict the ability to own or transfer currency, securities, derivatives or other assets.
 - Many foreign governments do not supervise and regulate stock exchanges, brokers and the sale of securities to the same extent as does the United States and may not have laws to protect investors that are comparable to U.S. securities laws.
 - Settlement and clearance procedures in certain foreign markets may result in delays in payment for or delivery of securities not typically associated with settlement and clearance of U.S. investments.
 - The Fund's claims to recover foreign withholding taxes may not be successful, and if the likelihood of recovery of foreign withholding taxes materially decreases, due to, for example, a change in tax regulation or approach in the foreign country, accruals in the Fund's net asset value for such refunds may be written down partially or in full, which will adversely affect the Fund's net asset value.
 - The European financial markets have recently experienced volatility and adverse trends due to concerns about economic downturns in, or rising government debt levels of, several European countries as well as acts of war in the region. These events may spread to other countries in Europe and may affect the value and liquidity of certain of the Fund's investments.
- **Geographic Risk** — Some of the companies in which the Fund invests are located in parts of the world that have historically been prone to natural disasters, such as earthquakes, tornadoes, volcanic eruptions, droughts, floods, hurricanes or tsunamis, and are economically sensitive to environmental events. Any such event may adversely impact the economies of these geographic areas or business operations of companies in these geographic areas, causing an adverse impact on the value of the Fund.
- **Income Risk** — The Fund's income may decline due to a decline in inflation, deflation or changes in inflation expectations.
- **Index-Related Risk** — There is no guarantee that an Underlying Fund's investment results will have a high degree of correlation to those of its underlying index or that the Underlying Fund will achieve its investment objective. Market disruptions or high volatility, other unusual market circumstances and regulatory restrictions could have an adverse effect on an Underlying Fund's ability to adjust its exposure to the required levels in order to track its underlying index. Errors in index data, index computations or the construction of an underlying index in accordance with its methodology may occur from time to time and may not be identified and corrected by the index provider for a period of time or at all, which may have an adverse impact on an Underlying Fund and its shareholders. Unusual market conditions may cause the index provider to postpone a scheduled rebalance, which could cause an underlying index to vary from its normal or expected composition.

An index fund has operating and other expenses while an index does not. As a result, while an Underlying Fund that is an index fund will attempt to track its underlying index as closely as possible, it will tend to underperform the underlying index to some degree over time. If an index fund is properly correlated to its stated index, the fund will perform poorly when the index performs poorly.
- **Issuer Risk** — Fund performance depends on the performance of individual securities to which the Fund has exposure. Changes in the financial condition or credit rating of an issuer of those securities may cause the value of the securities to decline.
- **Management Risk** — As an Underlying Fund may not fully replicate its underlying index, it is subject to the risk that the Underlying Fund's investment manager's investment strategy may not produce the intended results.

- **Money Market Securities Risk** — If market conditions improve while the Fund has invested some or all of its assets in high quality money market securities, this strategy could result in reducing the potential gain from the market upswing, thus reducing the Fund’s opportunity to achieve its investment objective.
- **National Closed Market Trading Risk** — To the extent that the underlying securities and/or other assets held by an Underlying Fund that is an ETF trade on foreign exchanges or in foreign markets that may be closed when the securities exchange on which the Underlying Fund’s shares trade is open, there are likely to be deviations between the current price of such an underlying security and the last quoted price for the underlying security (*i.e.*, an Underlying Fund’s quote from the closed foreign market). The impact of a closed foreign market on an Underlying Fund is likely to be greater where a large portion of the Underlying Fund’s underlying securities and/or other assets trade on that closed foreign market or when the foreign market is closed for unscheduled reasons. These deviations could result in premiums or discounts to one or more of the Underlying Funds’ net asset values that may be greater than those experienced by other ETFs.
- **Passive Investment Risk** — Because BFA does not select individual companies in the underlying indexes for certain Underlying Funds, those Underlying Funds may hold securities of companies that present risks that an investment adviser researching individual securities might seek to avoid.
- **Preferred Securities Risk** — Preferred securities may pay fixed or adjustable rates of return. Preferred securities are subject to issuer-specific and market risks applicable generally to equity securities. In addition, a company’s preferred securities generally pay dividends only after the company makes required payments to holders of its bonds and other debt. For this reason, the value of preferred securities will usually react more strongly than bonds and other debt to actual or perceived changes in the company’s financial condition or prospects. Preferred securities of smaller companies may be more vulnerable to adverse developments than preferred securities of larger companies.
- **Real Estate-Related Securities Risk** — The main risk of real estate-related securities is that the value of the underlying real estate may go down. Many factors may affect real estate values. These factors include both the general and local economies, vacancy rates, tenant bankruptcies, the ability to re-lease space under expiring leases on attractive terms, the amount of new construction in a particular area, the laws and regulations (including zoning, environmental and tax laws) affecting real estate and the costs of owning, maintaining and improving real estate. The availability of mortgage financing and changes in interest rates may also affect real estate values. If the Fund’s real estate-related investments are concentrated in one geographic area or in one property type, the Fund will be particularly subject to the risks associated with that area or property type. Many issuers of real estate-related securities are highly leveraged, which increases the risk to holders of such securities. The value of the securities the Fund buys will not necessarily track the value of the underlying investments of the issuers of such securities.
- **REIT Investment Risk** — Investments in REITs involve unique risks. REITs may have limited financial resources, may trade less frequently and in limited volume, may engage in dilutive offerings of securities and may be more volatile than other securities. REIT issuers may also fail to maintain their exemptions from investment company registration or fail to qualify for the “dividends paid deduction” under the Internal Revenue Code of 1986, as amended (the “Internal Revenue Code”), which allows REITs to reduce their corporate taxable income for dividends paid to their shareholders.
- **Representative Sampling Risk** — Representative sampling is a method of indexing that involves investing in a representative sample of securities that collectively have a similar investment profile to the index and resemble the index in terms of risk factors and other key characteristics. A passively managed ETF may or may not hold every security in the index. When an ETF deviates from a full replication indexing strategy to utilize a representative sampling strategy, the ETF is subject to an increased risk of tracking error, in that the securities selected in the aggregate for the ETF may not have an investment profile similar to those of its index.
- **Shares of an ETF May Trade at Prices Other Than Net Asset Value** — Shares of an ETF trade on exchanges at prices at, above or below their most recent net asset value. The per share net asset value of an ETF is calculated at the end of each business day and fluctuates with changes in the market value of the ETF’s holdings since the most recent calculation. The trading prices of an ETF’s shares fluctuate continuously throughout trading hours based on market supply and demand rather than net asset value. The trading prices of an ETF’s shares may deviate significantly from net asset value during periods of market volatility. Any of these factors may lead to an ETF’s shares trading at a premium or discount to net asset value. However, because shares can be created and redeemed in creation units, which are aggregated blocks of shares that authorized participants who have entered into agreements with the ETF’s distributor can purchase or redeem directly from the ETF, at net asset value (unlike shares of many closed-end funds, which frequently trade at appreciable discounts from, and sometimes at premiums to, their net asset values), large discounts or premiums to the net asset value of an ETF are not likely to be sustained over the long-term. While the creation/redemption feature is designed to make it likely that an ETF’s shares normally trade on exchanges at prices close to the ETF’s next calculated net asset value, exchange prices are not expected to correlate exactly with an ETF’s net asset value due to timing reasons as well as market supply and demand factors. In addition, disruptions to creations and redemptions or the existence of extreme market volatility may result in trading prices that differ significantly from net asset value. If a shareholder purchases at a time when the market price is at a premium to the net asset value or sells at a time when the market price is at a discount to the net asset value, the shareholder may sustain losses.

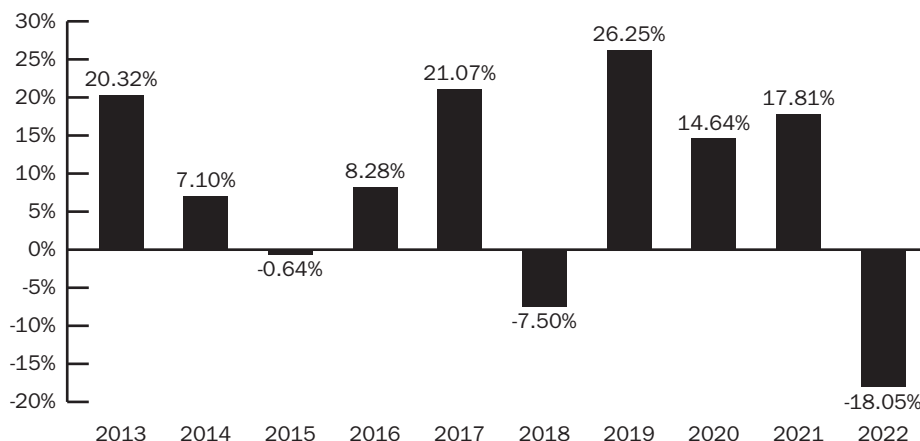
- **Small and Mid-Capitalization Company Risk** — Companies with small or mid-size market capitalizations will normally have more limited product lines, markets and financial resources and will be dependent upon a more limited management group than larger capitalized companies. In addition, it is more difficult to get information on smaller companies, which tend to be less well known, have shorter operating histories, do not have significant ownership by large investors and are followed by relatively few securities analysts.
- **Structured Products Risk** — Holders of structured products bear risks of the underlying investments, index or reference obligation and are subject to counterparty risk. The Fund may have the right to receive payments only from the structured product, and generally does not have direct rights against the issuer or the entity that sold the assets to be securitized. Certain structured products may be thinly traded or have a limited trading market. In addition to the general risks associated with debt securities discussed herein, structured products carry additional risks, including, but not limited to: the possibility that distributions from collateral securities will not be adequate to make interest or other payments; the quality of the collateral may decline in value or default; and the possibility that the structured products are subordinate to other classes. Structured notes are based upon the movement of one or more factors, including currency exchange rates, interest rates, reference bonds and stock indices, and changes in interest rates and impact of these factors may cause significant price fluctuations. Additionally, changes in the reference instrument or security may cause the interest rate on the structured note to be reduced to zero.
- **Tracking Error Risk** — Tracking error is the divergence of an Underlying Fund's performance from that of its underlying index. Tracking error may occur because of differences between the securities and other instruments held in an Underlying Fund's portfolio and those included in its underlying index, pricing differences (including, as applicable, differences between a security's price at the local market close and an Underlying Fund's valuation of a security at the time of calculation of an Underlying Fund's net asset value), differences in transaction costs, an Underlying Fund's holding of uninvested cash, differences in timing of the accrual of or the valuation of dividends or other distributions, interest, the requirements to maintain pass-through tax treatment, portfolio transactions carried out to minimize the distribution of capital gains to shareholders, changes to an underlying index and the cost to an Underlying Fund of complying with various new or existing regulatory requirements. These risks may be heightened during times of increased market volatility or other unusual market conditions. In addition, tracking error may result because an Underlying Fund incurs fees and expenses, while its underlying index does not.
- **Treasury Obligations Risk** — Direct obligations of the U.S. Treasury have historically involved little risk of loss of principal if held to maturity. However, due to fluctuations in interest rates, the market value of such securities may vary during the period shareholders own shares of the Fund.
- **U.S. Government Issuer Risk** — Treasury obligations may differ in their interest rates, maturities, times of issuance and other characteristics. Obligations of U.S. Government agencies and authorities are supported by varying degrees of credit but generally are not backed by the full faith and credit of the U.S. Government. No assurance can be given that the U.S. Government will provide financial support to its agencies and authorities if it is not obligated by law to do so.
- **Valuation Risk** — The price the Fund could receive upon the sale of a security or unwind of a financial instrument or other asset may differ from the Fund's valuation of the security or other asset and from the value used by the Underlying Index, particularly for securities or other assets that trade in low volume or volatile markets, or assets that are impacted by market disruption events or that are valued using a fair value methodology as a result of trade suspensions or for other reasons. In addition, the value of the securities or other assets in the Fund's portfolio may change on days or during time periods when shareholders will not be able to purchase or sell the Fund's shares. The Fund's ability to value investments may be impacted by technological issues or errors by pricing services or other third-party service providers.

Performance Information

The information shows how the Fund's performance has varied year by year and provides some indication of the risks of investing in the Fund. The average annual total returns table compares the performance of LifePath Index 2045 Fund to that of the Russell 1000[®] Index and the LifePath Index 2045 Fund Custom Benchmark, a customized weighted index comprised of the Bloomberg U.S. Long Credit Bond Index, Bloomberg U.S. Intermediate Credit Bond Index, Bloomberg U.S. Long Government Bond Index, Bloomberg U.S. Intermediate Government Bond Index and Bloomberg U.S. Securitized: MBS, ABS and CMBS Index, Bloomberg U.S. Treasury Inflation Protected Securities (TIPS) Index (Series-L), FTSE EPRA Nareit Developed Index, MSCI ACWI ex USA IMI Index, Russell 1000[®] Index and Russell 2000[®] Index, which are representative of the asset classes in which LifePath Index 2045 Fund invests according to their weightings as of the most recent quarter-end. Prior to May 31, 2022, the LifePath Index 2045 Fund Custom Benchmark was comprised of the Bloomberg U.S. Aggregate Bond Index, Bloomberg U.S. Treasury Inflation Protected Securities (TIPS) Index (Series-L), FTSE EPRA Nareit Developed Index, MSCI ACWI ex USA IMI Index, Russell 1000[®] Index and Russell 2000[®] Index. The weightings of the indexes in the LifePath Index 2045 Fund Custom Benchmark are adjusted periodically to reflect the investment adviser's evaluation and adjustment of LifePath Index 2045 Fund's asset allocation strategy. The returns of the LifePath Index 2045 Fund Custom Benchmark shown in the average

annual total returns table are not recalculated or restated when they are adjusted to reflect LifePath Index 2045 Fund's asset allocation strategy but rather reflect the LifePath Index 2045 Fund Custom Benchmark's actual allocation over time, which may be different from the current allocation. Effective November 28, 2014, LifePath Index 2045 Fund changed its glide path and target asset allocation to target higher levels of equity exposure for LifePath Index 2045 Fund throughout the glide path. Performance for the periods shown prior to November 28, 2014 is based on the prior glide path and target asset allocation. To the extent that dividends and distributions have been paid by LifePath Index 2045 Fund, the performance information for the Fund in the chart and table assumes reinvestment of the dividends and distributions. How LifePath Index 2045 Fund performed in the past (before and after taxes) is not necessarily an indication of how it will perform in the future. The table includes all applicable fees. If BFA, BAL and their affiliates had not waived or reimbursed certain LifePath Index 2045 Fund expenses during these periods, LifePath Index 2045 Fund's returns would have been lower. Updated information on LifePath Index 2045 Fund's performance, including its current net asset value, can be obtained by visiting <http://www.blackrock.com> or can be obtained by phone at (800) 882-0052.

**Class K Shares
ANNUAL TOTAL RETURNS
LifePath Index 2045 Fund
As of 12/31**



During the periods shown in the bar chart, the highest return for a quarter was 18.53% (quarter ended June 30, 2020) and the lowest return for a quarter was -21.27% (quarter ended March 31, 2020).

**For the periods ended 12/31/22
Average Annual Total Returns**

	1 Year	5 Years	10 Years
LifePath Index 2045 Fund — Class K Shares			
Return Before Taxes	(18.05)%	5.27%	8.05%
Return After Taxes on Distributions	(18.52)%	4.49%	7.21%
Return After Taxes on Distributions and Sale of Fund Shares	(10.48)%	3.90%	6.26%
LifePath Index 2045 Fund Custom Benchmark (Reflects no deduction for fees, expenses or taxes)	(18.09)%	5.20%	8.07%
Russell 1000® Index (Reflects no deduction for fees, expenses or taxes)	(19.13)%	9.13%	12.37%

After-tax returns are calculated using the historical highest individual federal marginal income tax rates and do not reflect the impact of state and local taxes. Actual after-tax returns depend on the investor's tax situation and may differ from those shown, and the after-tax returns shown are not relevant to investors who hold their shares through tax-deferred arrangements, such as 401(k) plans or individual retirement accounts.

Investment Adviser

The Fund's investment manager is BlackRock Fund Advisors (previously defined as "BFA").

Portfolio Managers

Name	Portfolio Manager of the Fund Since	Title
Chris Chung, CFA	2020	Managing Director of BlackRock, Inc.
Lisa O'Connor, CFA	2020	Managing Director of BlackRock, Inc.
Greg Savage, CFA	2018	Managing Director of BlackRock, Inc.
Paul Whitehead	2023	Managing Director of BlackRock, Inc.

Purchase and Sale of Fund Shares

Class K Shares of the Fund are available only to (i) certain employee benefit plans, such as health savings accounts, and certain employer-sponsored retirement plans (not including SEP IRAs, SIMPLE IRAs and SARSEPs) (collectively, "Employer-Sponsored Retirement Plans"), (ii) collective trust funds, investment companies and other pooled investment vehicles, each of which may purchase shares of the Fund through a Financial Intermediary that has entered into an agreement with the Fund's distributor to purchase such shares, (iii) "Institutional Investors," which include, but are not limited to, endowments, foundations, family offices, banks and bank trusts, local, city, and state governmental institutions, corporations and insurance company separate accounts, each of which may purchase shares of the Fund through a Financial Intermediary that has entered into an agreement with the Fund's distributor to purchase such shares, (iv) clients of private banks that purchase shares of the Fund through a Financial Intermediary that has entered into an agreement with the Fund's distributor to sell such shares, (v) fee-based advisory platforms of a Financial Intermediary that (a) has specifically acknowledged in a written agreement with the Fund's distributor and/or its affiliate(s) that the Financial Intermediary shall offer such shares to fee-based advisory clients through an omnibus account held at the Fund or (b) transacts in the Fund's shares through another intermediary that has executed such an agreement and (vi) any other investors who met the eligibility criteria for BlackRock Shares or Class K Shares prior to August 15, 2016 and have continually held Class K Shares of the Fund in the same account since August 15, 2016.

You may purchase or redeem shares of the Fund each day the New York Stock Exchange is open. Purchase orders may also be placed by calling (800) 537-4942, by mail (c/o BlackRock Funds III, P.O. Box 534429, Pittsburgh, Pennsylvania 15253-4429), or online at www.blackrock.com. Institutional Investors are subject to a \$5 million minimum initial investment requirement. Other investors, including Employer-Sponsored Retirement Plans, have no minimum initial investment requirement. There is no minimum investment amount for additional purchases.

Tax Information

Different income tax rules apply depending on whether you are invested through a qualified tax-exempt plan described in section 401(a) of the Internal Revenue Code. If you are invested through such a plan (and Fund shares are not "debt-financed property" to the plan), then the dividends paid by the Fund and the gain realized from a redemption or exchange of Fund shares will generally not be subject to U.S. federal income taxes until you withdraw or receive distributions from the plan. If you are not invested through such a plan, then the Fund's dividends and gain from a redemption or exchange may be subject to U.S. federal income taxes and may be taxed as ordinary income or capital gains, unless you are a tax-exempt investor.

Payments to Broker/Dealers and Other Financial Intermediaries

If you purchase shares of the Fund through a Financial Intermediary, the Fund and BlackRock Investments, LLC, the Fund's distributor, or its affiliates may pay the Financial Intermediary for the sale of Fund shares and related services. These payments may create a conflict of interest by influencing the Financial Intermediary and your individual financial professional to recommend the Fund over another investment.

Class K Shares are only available through a Financial Intermediary if the Financial Intermediary will not receive from Fund assets, or the Fund's distributor's or an affiliate's resources, any commission payments, shareholder servicing fees (including sub-transfer agent and networking fees), or distribution fees (including Rule 12b-1 fees) with respect to assets invested in Class K Shares.

Ask your individual financial professional or visit your Financial Intermediary's website for more information.

Fund Overview

Key Facts About BlackRock LifePath® Index 2050 Fund

Investment Objective

The investment objective of BlackRock LifePath® Index 2050 Fund (“LifePath Index 2050 Fund” or the “Fund”), a series of BlackRock Funds III (the “Trust”), is to seek to provide for retirement outcomes based on quantitatively measured risk. In pursuit of this objective, LifePath Index 2050 Fund will be broadly diversified across global asset classes, with asset allocations becoming more conservative over time.

Fees and Expenses of the Fund

This table describes the fees and expenses that you may pay if you buy, hold and sell Class K Shares of LifePath Index 2050 Fund. **You may pay other fees, such as brokerage commissions and other fees to your financial professional or your selected securities dealer, broker, investment adviser, service provider or industry professional (including BlackRock Fund Advisors (“BFA”) and its affiliates) (each, a “Financial Intermediary”), which are not reflected in the table and example below.**

Annual Fund Operating Expenses (expenses that you pay each year as a percentage of the value of your investment)	Class K Shares
Management Fee ¹	0.05%
Distribution and/or Service (1.2b-1) Fees	0.00%
Other Expenses ^{1,3}	0.04%
Administration Fee ¹	0.04%
Independent Expenses ³	—
Acquired Fund Fees and Expenses ^{1,2}	0.06%
Total Annual Fund Operating Expenses²	0.15%
Fee Waivers and/or Expense Reimbursements ^{1,3}	(0.06)%
Total Annual Fund Operating Expenses After Fee Waivers and/or Expense Reimbursements^{1,3}	0.09%

¹ As described in the “Management of the Funds” section of the Fund’s prospectus beginning on page 145, BFA and BlackRock Advisors, LLC (“BAL”) have contractually agreed to reimburse the Fund for Acquired Fund Fees and Expenses up to a maximum amount equal to the combined Management Fee and Administration Fee of each share class through June 30, 2024. In addition, BFA has contractually agreed to waive its management fees by the amount of investment advisory fees the Fund pays to BFA indirectly through its investment in money market funds managed by BFA or its affiliates, through June 30, 2024. The contractual agreements may be terminated upon 90 days’ notice by a majority of the non-interested trustees of the Trust or by a vote of a majority of the outstanding voting securities of the Fund.

² Total Annual Fund Operating Expenses do not correlate to the ratio of expenses to average net assets given in the Fund’s most recent annual report, which does not include Acquired Fund Fees and Expenses.

³ Independent Expenses consist of the Fund’s allocable portion of the fees and expenses of the independent trustees of the Trust, counsel to such independent trustees and the independent registered public accounting firm that provides audit services to the Fund. BAL and BFA have contractually agreed to reimburse, or provide offsetting credits to, the Fund for Independent Expenses through June 30, 2033. After giving effect to such contractual arrangements, Independent Expenses will be 0.00%. Such contractual arrangements may not be terminated prior to July 1, 2033 without the consent of the Board of Trustees of the Trust.

Example:

This Example is intended to help you compare the cost of investing in Class K Shares of the Fund with the cost of investing in other mutual funds. The Example assumes that you invest \$10,000 in Class K Shares of the Fund for the time periods indicated and then redeem all of your shares at the end of those periods. The Example also assumes that your investment has a 5% return each year and that the Fund’s operating expenses remain the same. Although your actual costs may be higher or lower, based on these assumptions your costs would be:

	1 Year	3 Years	5 Years	10 Years
Class K Shares	\$9	\$42	\$79	\$186

Portfolio Turnover:

The Fund pays transaction costs, such as commissions, when it buys and sells securities (or “turns over” its portfolio). A higher portfolio turnover rate may indicate higher transaction costs and may result in higher taxes when shares are held in a taxable account. These costs, which are not reflected in annual fund operating expenses or in the Example, affect the Fund’s performance. During the most recent fiscal year, the Fund’s portfolio turnover rate was 11% of the average value of its portfolio.

Principal Investment Strategies of the Fund

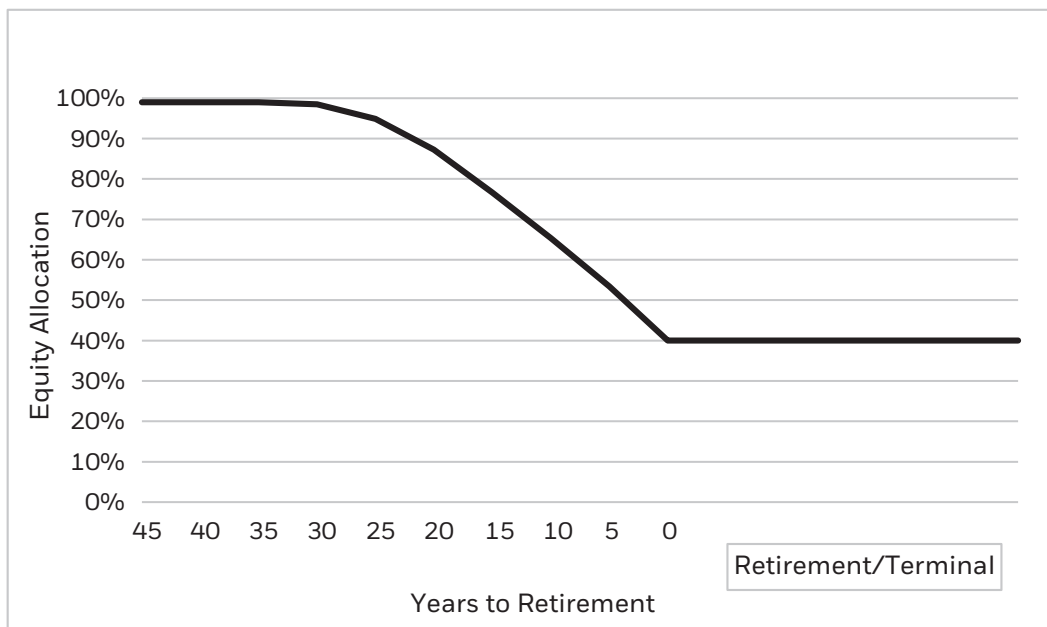
LifePath Index 2050 Fund allocates and reallocates its assets among a combination of equity and bond index funds and money market funds (the “Underlying Funds”) in proportions based on its own comprehensive investment strategy.

LifePath Index 2050 Fund seeks to provide for retirement outcomes based on quantitatively measured risk. BFA employs a multi-dimensional approach to assess risk for LifePath Index 2050 Fund and to determine LifePath Index 2050 Fund’s allocation across asset classes. As part of this multi-dimensional approach, BFA aims to quantify risk using proprietary risk measurement tools that, among other things, analyze historical and forward-looking securities market data, including risk, asset class correlations, and expected returns. Under normal circumstances, the Fund intends to invest primarily in affiliated open-end index funds and affiliated exchange-traded funds (“ETFs”).

LifePath Index 2050 Fund will invest, under normal circumstances, at least 80% of its assets in securities or other financial instruments that are components of or have economic characteristics similar to the securities included in its custom benchmark index, the LifePath Index 2050 Fund Custom Benchmark. LifePath Index 2050 Fund is designed for investors expecting to retire or to begin withdrawing assets around the year 2050. The Fund employs a “passive” management approach, attempting to invest in a portfolio of assets whose performance is expected to match approximately the performance of the Fund’s custom benchmark index. As of March 31, 2023, the Fund held approximately 97% of its assets in Underlying Funds designed to track particular equity indexes, approximately 3% of its assets in Underlying Funds designed to track particular bond indexes and the remainder of its assets in Underlying Funds that invest primarily in money market instruments. Certain Underlying Funds may invest in real estate investment trusts (“REITs”), foreign securities, emerging market securities, below investment-grade bonds and derivative securities or instruments, such as options and futures, the value of which is derived from another security, a currency or an index, when seeking to match the performance of a particular market index. The Fund and certain Underlying Funds may also lend securities with a value up to 33 $\frac{1}{3}$ % of their respective total assets to financial institutions that provide cash or securities issued or guaranteed by the U.S. Government as collateral.

Under normal circumstances, the asset allocation will change over time according to a predetermined “glide path” as the Fund approaches its target date. The glide path below represents the shifting of asset classes over time. As the glide path shows, the Fund’s asset allocations become more conservative — prior to retirement — as time elapses. This reflects the need for reduced investment risks as retirement approaches and the need for lower volatility of the Fund, which may be a primary source of income after retirement.

LifePath Index 2050 Fund is one of a group of funds referred to as the “LifePath Index Funds,” each of which seeks to provide for retirement outcomes based on quantitatively measured risk that investors on average may be willing to accept given a particular time horizon. The following chart illustrates the glide path — the target allocation among asset classes as the LifePath Index Funds approach their target dates:



The following table lists the target allocation by years until retirement:

Years Until Retirement	Equity Funds (includes REITs)	Fixed-Income Funds
45	99%	1%
40	99%	1%
35	99%	1%
30	98%	2%
25	95%	5%
20	87%	13%
15	77%	23%
10	65%	35%
5	53%	47%
0	40%	60%

The asset allocation targets are established by the portfolio managers. The investment team, including the portfolio managers, meets regularly to assess market conditions, review the asset allocation targets of the Fund, and determine whether any changes are required to enable the Fund to achieve its investment objective.

Although the asset allocation targets listed for the glide path are general, long-term targets, BFA may periodically adjust the proportion of equity index funds and fixed-income index funds in the Fund, based on an assessment of the current market conditions, the potential contribution of each asset class to the expected risk and return characteristics of the Fund, reallocations of Fund composition to reflect intra-year movement along the glide path and other factors. In general, such adjustments will be limited; however, BFA may determine that a greater degree of variation is warranted to protect the Fund or achieve its investment objective.

BFA's second step in the structuring of the Fund is the selection of the Underlying Funds. Factors such as fund classifications, historical risk and performance, and the relationship to other Underlying Funds in the Fund are considered when selecting Underlying Funds. The specific Underlying Funds selected for the Fund are determined at BFA's discretion and may change as deemed appropriate to allow the Fund to meet its investment objective. See the "Details About the Funds — Information About the Underlying Funds" section of the prospectus for a list of the Underlying Funds, their classification into equity, fixed income or money market funds and a brief description of their investment objectives and primary investment strategies.

Within the prescribed percentage allocations to equity and fixed-income index funds, BFA seeks to diversify the Fund. The allocation to Underlying Funds that track equity indexes may be further diversified by style (including both value and growth), market capitalization (including large cap, mid cap, small cap and emerging growth), region (including domestic and international (including emerging markets)) or other factors. The allocation to Underlying Funds that track fixed-income indexes may be further diversified by sector (including government, corporate, agency, and other sectors), duration (a calculation of the average life of a bond which measures its price risk), credit quality (including non-investment grade debt or junk bonds), geographic location (including U.S. and foreign-issued securities), or other factors. Though BFA seeks to diversify the Fund, certain Underlying Funds may concentrate their investments in specific sectors or geographic regions or countries. The percentage allocation to the various styles of equity and fixed-income Underlying Funds is determined at the discretion of the investment team and can be changed to reflect the current market environment.

Principal Risks of Investing in the Fund

Risk is inherent in all investing. The value of your investment in LifePath Index 2050 Fund, as well as the amount of return you receive on your investment, may fluctuate significantly from day to day and over time. You may lose part or all of your investment in the Fund or your investment may not perform as well as other similar investments. An investment in the Fund is not a bank deposit and it is not insured or guaranteed by the Federal Deposit Insurance Corporation or any other government agency. The following is a summary description of principal risks of investing in the Fund and/or the Underlying Funds. References to the Fund in the description of risks below may include the Underlying Funds in which the Fund invests, as applicable. The relative significance of each risk factor below may change over time and you should review each risk factor carefully.

Principal Risks of the Fund's Investment Strategies

■ **Equity Securities Risk** — Stock markets are volatile. The price of equity securities fluctuates based on changes in a company's financial condition and overall market and economic conditions.

- **Investments in Underlying Funds Risk** — Because the Fund invests substantially all of its assets in Underlying Funds, its investment performance is related to the performance of the Underlying Funds. The Fund's net asset value will change with changes in the value of the Underlying Funds and other securities in which it invests. An investment in the Fund will entail more direct and indirect costs and expenses than a direct investment in the Underlying Funds.
- **Allocation Risk** — The Fund's ability to achieve its investment objective depends upon the Fund's asset class allocation and the mix of Underlying Funds. There is a risk that the asset class allocation or the combination of Underlying Funds may be incorrect in view of actual market conditions. In addition, the asset allocation or the combination of Underlying Funds determined by BFA could result in underperformance as compared to funds with similar investment objectives and strategies.
- **Retirement Income Risk** — The Fund does not provide a guarantee that sufficient capital appreciation will be achieved to provide adequate income at and through retirement. The Fund also does not ensure that you will have assets in your account sufficient to cover your retirement expenses or that you will have enough saved to be able to retire in the target year identified in the Fund's name; this will depend on the amount of money you have invested in the Fund, the length of time you have held your investment, the returns of the markets over time, the amount you spend in retirement, and your other assets and income sources.
- **Affiliated Fund Risk** — In managing the Fund, BFA will have authority to select and substitute underlying funds and ETFs. BFA may be subject to potential conflicts of interest in selecting underlying funds and ETFs because the fees paid to BFA by some underlying funds and ETFs are higher than the fees paid by other underlying funds and ETFs. However, BFA is a fiduciary to the Fund and is legally obligated to act in the Fund's best interests when selecting underlying funds and ETFs. If an underlying fund or ETF holds interests in an affiliated fund, the Fund may be prohibited from purchasing shares of that underlying fund or ETF.
- **Market Risk and Selection Risk** — Market risk is the risk that one or more markets in which the Fund invests will go down in value, including the possibility that the markets will go down sharply and unpredictably. The value of a security or other asset may decline due to changes in general market conditions, economic trends or events that are not specifically related to the issuer of the security or other asset, or factors that affect a particular issuer or issuers, exchange, country, group of countries, region, market, industry, group of industries, sector or asset class. Local, regional or global events such as war, acts of terrorism, the spread of infectious illness or other public health issues like pandemics or epidemics, recessions, or other events could have a significant impact on the Fund and its investments. Selection risk is the risk that the securities selected by Fund management will underperform the markets, the relevant indices or the securities selected by other funds with similar investment objectives and investment strategies. This means you may lose money.

An outbreak of an infectious coronavirus (COVID-19) that was first detected in December 2019 developed into a global pandemic that has resulted in numerous disruptions in the market and has had significant economic impact leaving general concern and uncertainty. Although vaccines have been developed and approved for use by various governments, the duration of the pandemic and its effects cannot be predicted with certainty. The impact of this coronavirus, and other epidemics and pandemics that may arise in the future, could affect the economies of many nations, individual companies and the market in general ways that cannot necessarily be foreseen at the present time.
- **Risk of Investing in the United States** — Certain changes in the U.S. economy, such as when the U.S. economy weakens or when its financial markets decline, may have an adverse effect on the securities to which the Fund has exposure.

Principal Risks of the Underlying Funds

- **Asset Class Risk** — Securities and other assets or financial instruments in the underlying index of an Underlying Fund or in an Underlying Fund's portfolio may underperform in comparison to the general financial markets, a particular financial market or other asset classes.
- **Authorized Participant Concentration Risk** — Only an authorized participant may engage in creation or redemption transactions directly with an ETF, and none of those authorized participants is obligated to engage in creation and/or redemption transactions. The Underlying Funds that are ETFs have a limited number of institutions that may act as authorized participants on an agency basis (i.e., on behalf of other market participants). To the extent that authorized participants exit the business or are unable to proceed with creation or redemption orders with respect to an ETF and no other authorized participant is able to step forward to create or redeem, the ETF shares may be more likely to trade at a premium or discount to net asset value and possibly face trading halts or delisting. Authorized participant concentration risk may be heightened for ETFs that invest in securities issued by non-U.S. issuers or other securities or instruments that have lower trading volumes.
- **Concentration Risk** — To the extent that an underlying index of an Underlying Fund is concentrated in the securities of companies, a particular market, industry, group of industries, sector or asset class, country, region or group of countries, that Underlying Fund may be adversely affected by the performance of those securities, may be subject to increased price volatility and may be more susceptible to adverse economic, market, political or regulatory occurrences affecting that market, industry, group of industries, sector or asset class, country, region or group of countries.

■ **Currency Risk** — Because the net asset value of an Underlying Fund that is an ETF is determined in U.S. dollars, the Underlying Fund’s net asset value could decline if the currency of a non-U.S. market in which the Underlying Fund invests depreciates against the U.S. dollar or if there are delays or limits on repatriation of such currency. Currency exchange rates can be very volatile and can change quickly and unpredictably. As a result, the net asset value of an Underlying Fund that is an ETF may change quickly and without warning.

■ **Depository Receipts Risk** — Depository receipts are generally subject to the same risks as the foreign securities that they evidence or into which they may be converted. In addition to investment risks associated with the underlying issuer, depository receipts expose the Fund to additional risks associated with the non-uniform terms that apply to depository receipt programs, credit exposure to the depository bank and to the sponsors and other parties with whom the depository bank establishes the programs, currency risk and the risk of an illiquid market for depository receipts. The issuers of unsponsored depository receipts are not obligated to disclose information that is, in the United States, considered material. Therefore, there may be less information available regarding these issuers and there may not be a correlation between such information and the market value of the depository receipts.

■ **Derivatives Risk** — The Fund’s use of derivatives may increase its costs, reduce the Fund’s returns and/or increase volatility. Derivatives involve significant risks, including:

Volatility Risk — Volatility is defined as the characteristic of a security, an index or a market to fluctuate significantly in price within a short time period. A risk of the Fund’s use of derivatives is that the fluctuations in their values may not correlate with the overall securities markets.

Counterparty Risk — Derivatives are also subject to counterparty risk, which is the risk that the other party in the transaction will not fulfill its contractual obligation.

Market and Illiquidity Risk — The possible lack of a liquid secondary market for derivatives and the resulting inability of the Fund to sell or otherwise close a derivatives position could expose the Fund to losses and could make derivatives more difficult for the Fund to value accurately.

Valuation Risk — Valuation may be more difficult in times of market turmoil since many investors and market makers may be reluctant to purchase complex instruments or quote prices for them.

Hedging Risk — Hedges are sometimes subject to imperfect matching between the derivative and the underlying security, and there can be no assurance that the Fund’s hedging transactions will be effective. The use of hedging may result in certain adverse tax consequences.

Tax Risk — Certain aspects of the tax treatment of derivative instruments, including swap agreements and commodity-linked derivative instruments, are currently unclear and may be affected by changes in legislation, regulations or other legally binding authority. Such treatment may be less favorable than that given to a direct investment in an underlying asset and may adversely affect the timing, character and amount of income the Fund realizes from its investments.

Regulatory Risk — Derivative contracts, including, without limitation, swaps, currency forwards and non-deliverable forwards, are subject to regulation under the Dodd-Frank Wall Street Reform and Consumer Protection Act (the “Dodd-Frank Act”) in the United States and under comparable regimes in Europe, Asia and other non-U.S. jurisdictions. Under the Dodd-Frank Act, with respect to uncleared swaps, swap dealers are required to collect variation margin from the Fund and may be required by applicable regulations to collect initial margin from the Fund. Both initial and variation margin may be comprised of cash and/or securities, subject to applicable regulatory haircuts. Shares of investment companies (other than certain money market funds) may not be posted as collateral under applicable regulations.

In addition, regulations adopted by global prudential regulators that are now in effect require certain bank-regulated counterparties and certain of their affiliates to include in certain financial contracts, including many derivatives contracts, terms that delay or restrict the rights of counterparties, such as the Fund, to terminate such contracts, foreclose upon collateral, exercise other default rights or restrict transfers of credit support in the event that the counterparty and/or its affiliates are subject to certain types of resolution or insolvency proceedings. The implementation of these requirements with respect to derivatives, as well as regulations under the Dodd-Frank Act regarding clearing, mandatory trading and margining of other derivatives, may increase the costs and risks to the Fund of trading in these instruments and, as a result, may affect returns to investors in the Fund.

On October 28, 2020, the Securities and Exchange Commission adopted new regulations governing the use of derivatives by registered investment companies (“Rule 18f-4”). The Fund will be required to implement and comply with Rule 18f-4 by August 19, 2022. Once implemented, Rule 18f-4 will impose limits on the amount of derivatives a fund can enter into, eliminate the asset segregation framework currently used by funds to comply with Section 18 of the Investment Company Act of 1940, as amended, treat derivatives as senior securities and require funds whose use of derivatives is more than a limited specified exposure amount to establish and maintain a comprehensive derivatives risk management program and appoint a derivatives risk manager.

- **Emerging Markets Risk** — Emerging markets are riskier than more developed markets because they tend to develop unevenly and may never fully develop. Investments in emerging markets may be considered speculative. Emerging markets are more likely to experience hyperinflation and currency devaluations, which adversely affect returns to U.S. investors. In addition, many emerging securities markets have far lower trading volumes and less liquidity than developed markets.
- **Foreign Securities Risk** — Foreign investments often involve special risks not present in U.S. investments that can increase the chances that the Fund will lose money. These risks include:
 - The Fund generally holds its foreign securities and cash in foreign banks and securities depositories, which may be recently organized or new to the foreign custody business and may be subject to only limited or no regulatory oversight.
 - Changes in foreign currency exchange rates can affect the value of the Fund's portfolio.
 - The economies of certain foreign markets may not compare favorably with the economy of the United States with respect to such issues as growth of gross national product, reinvestment of capital, resources and balance of payments position.
 - The governments of certain countries, or the U.S. Government with respect to certain countries, may prohibit or impose substantial restrictions through capital controls and/or sanctions on foreign investments in the capital markets or certain industries in those countries, which may prohibit or restrict the ability to own or transfer currency, securities, derivatives or other assets.
 - Many foreign governments do not supervise and regulate stock exchanges, brokers and the sale of securities to the same extent as does the United States and may not have laws to protect investors that are comparable to U.S. securities laws.
 - Settlement and clearance procedures in certain foreign markets may result in delays in payment for or delivery of securities not typically associated with settlement and clearance of U.S. investments.
 - The Fund's claims to recover foreign withholding taxes may not be successful, and if the likelihood of recovery of foreign withholding taxes materially decreases, due to, for example, a change in tax regulation or approach in the foreign country, accruals in the Fund's net asset value for such refunds may be written down partially or in full, which will adversely affect the Fund's net asset value.
 - The European financial markets have recently experienced volatility and adverse trends due to concerns about economic downturns in, or rising government debt levels of, several European countries as well as acts of war in the region. These events may spread to other countries in Europe and may affect the value and liquidity of certain of the Fund's investments.
- **Geographic Risk** — Some of the companies in which the Fund invests are located in parts of the world that have historically been prone to natural disasters, such as earthquakes, tornadoes, volcanic eruptions, droughts, floods, hurricanes or tsunamis, and are economically sensitive to environmental events. Any such event may adversely impact the economies of these geographic areas or business operations of companies in these geographic areas, causing an adverse impact on the value of the Fund.
- **Income Risk** — The Fund's income may decline due to a decline in inflation, deflation or changes in inflation expectations.
- **Index-Related Risk** — There is no guarantee that an Underlying Fund's investment results will have a high degree of correlation to those of its underlying index or that the Underlying Fund will achieve its investment objective. Market disruptions or high volatility, other unusual market circumstances and regulatory restrictions could have an adverse effect on an Underlying Fund's ability to adjust its exposure to the required levels in order to track its underlying index. Errors in index data, index computations or the construction of an underlying index in accordance with its methodology may occur from time to time and may not be identified and corrected by the index provider for a period of time or at all, which may have an adverse impact on an Underlying Fund and its shareholders. Unusual market conditions may cause the index provider to postpone a scheduled rebalance, which could cause an underlying index to vary from its normal or expected composition.

An index fund has operating and other expenses while an index does not. As a result, while an Underlying Fund that is an index fund will attempt to track its underlying index as closely as possible, it will tend to underperform the underlying index to some degree over time. If an index fund is properly correlated to its stated index, the fund will perform poorly when the index performs poorly.
- **Issuer Risk** — Fund performance depends on the performance of individual securities to which the Fund has exposure. Changes in the financial condition or credit rating of an issuer of those securities may cause the value of the securities to decline.
- **Management Risk** — As an Underlying Fund may not fully replicate its underlying index, it is subject to the risk that the Underlying Fund's investment manager's investment strategy may not produce the intended results.

- **Money Market Securities Risk** — If market conditions improve while the Fund has invested some or all of its assets in high quality money market securities, this strategy could result in reducing the potential gain from the market upswing, thus reducing the Fund’s opportunity to achieve its investment objective.
- **National Closed Market Trading Risk** — To the extent that the underlying securities and/or other assets held by an Underlying Fund that is an ETF trade on foreign exchanges or in foreign markets that may be closed when the securities exchange on which the Underlying Fund’s shares trade is open, there are likely to be deviations between the current price of such an underlying security and the last quoted price for the underlying security (*i.e.*, an Underlying Fund’s quote from the closed foreign market). The impact of a closed foreign market on an Underlying Fund is likely to be greater where a large portion of the Underlying Fund’s underlying securities and/or other assets trade on that closed foreign market or when the foreign market is closed for unscheduled reasons. These deviations could result in premiums or discounts to one or more of the Underlying Funds’ net asset values that may be greater than those experienced by other ETFs.
- **Passive Investment Risk** — Because BFA does not select individual companies in the underlying indexes for certain Underlying Funds, those Underlying Funds may hold securities of companies that present risks that an investment adviser researching individual securities might seek to avoid.
- **Preferred Securities Risk** — Preferred securities may pay fixed or adjustable rates of return. Preferred securities are subject to issuer-specific and market risks applicable generally to equity securities. In addition, a company’s preferred securities generally pay dividends only after the company makes required payments to holders of its bonds and other debt. For this reason, the value of preferred securities will usually react more strongly than bonds and other debt to actual or perceived changes in the company’s financial condition or prospects. Preferred securities of smaller companies may be more vulnerable to adverse developments than preferred securities of larger companies.
- **Real Estate-Related Securities Risk** — The main risk of real estate-related securities is that the value of the underlying real estate may go down. Many factors may affect real estate values. These factors include both the general and local economies, vacancy rates, tenant bankruptcies, the ability to re-lease space under expiring leases on attractive terms, the amount of new construction in a particular area, the laws and regulations (including zoning, environmental and tax laws) affecting real estate and the costs of owning, maintaining and improving real estate. The availability of mortgage financing and changes in interest rates may also affect real estate values. If the Fund’s real estate-related investments are concentrated in one geographic area or in one property type, the Fund will be particularly subject to the risks associated with that area or property type. Many issuers of real estate-related securities are highly leveraged, which increases the risk to holders of such securities. The value of the securities the Fund buys will not necessarily track the value of the underlying investments of the issuers of such securities.
- **REIT Investment Risk** — Investments in REITs involve unique risks. REITs may have limited financial resources, may trade less frequently and in limited volume, may engage in dilutive offerings of securities and may be more volatile than other securities. REIT issuers may also fail to maintain their exemptions from investment company registration or fail to qualify for the “dividends paid deduction” under the Internal Revenue Code of 1986, as amended (the “Internal Revenue Code”), which allows REITs to reduce their corporate taxable income for dividends paid to their shareholders.
- **Representative Sampling Risk** — Representative sampling is a method of indexing that involves investing in a representative sample of securities that collectively have a similar investment profile to the index and resemble the index in terms of risk factors and other key characteristics. A passively managed ETF may or may not hold every security in the index. When an ETF deviates from a full replication indexing strategy to utilize a representative sampling strategy, the ETF is subject to an increased risk of tracking error, in that the securities selected in the aggregate for the ETF may not have an investment profile similar to those of its index.
- **Shares of an ETF May Trade at Prices Other Than Net Asset Value** — Shares of an ETF trade on exchanges at prices at, above or below their most recent net asset value. The per share net asset value of an ETF is calculated at the end of each business day and fluctuates with changes in the market value of the ETF’s holdings since the most recent calculation. The trading prices of an ETF’s shares fluctuate continuously throughout trading hours based on market supply and demand rather than net asset value. The trading prices of an ETF’s shares may deviate significantly from net asset value during periods of market volatility. Any of these factors may lead to an ETF’s shares trading at a premium or discount to net asset value. However, because shares can be created and redeemed in creation units, which are aggregated blocks of shares that authorized participants who have entered into agreements with the ETF’s distributor can purchase or redeem directly from the ETF, at net asset value (unlike shares of many closed-end funds, which frequently trade at appreciable discounts from, and sometimes at premiums to, their net asset values), large discounts or premiums to the net asset value of an ETF are not likely to be sustained over the long-term. While the creation/redemption feature is designed to make it likely that an ETF’s shares normally trade on exchanges at prices close to the ETF’s next calculated net asset value, exchange prices are not expected to correlate exactly with an ETF’s net asset value due to timing reasons as well as market supply and demand factors. In addition, disruptions to creations and redemptions or the existence of extreme market volatility may result in trading prices that differ significantly from net asset value. If a shareholder purchases at a time when the market price is at a premium to the net asset value or sells at a time when the market price is at a discount to the net asset value, the shareholder may sustain losses.

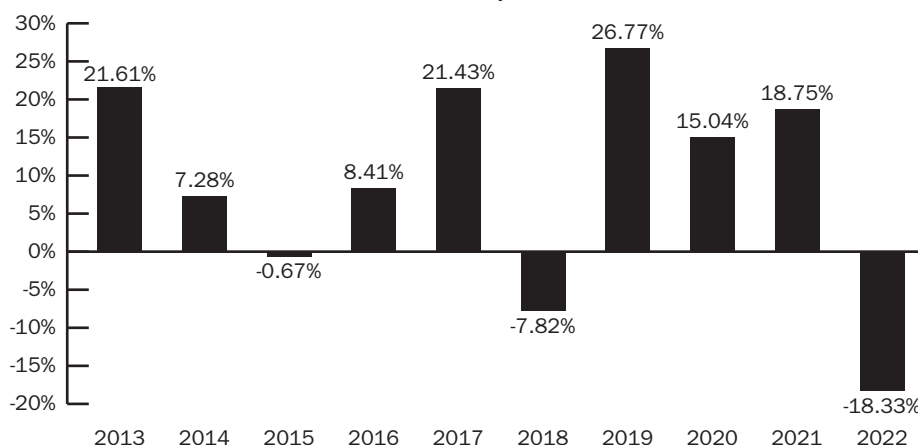
- **Small and Mid-Capitalization Company Risk** — Companies with small or mid-size market capitalizations will normally have more limited product lines, markets and financial resources and will be dependent upon a more limited management group than larger capitalized companies. In addition, it is more difficult to get information on smaller companies, which tend to be less well known, have shorter operating histories, do not have significant ownership by large investors and are followed by relatively few securities analysts.
- **Structured Products Risk** — Holders of structured products bear risks of the underlying investments, index or reference obligation and are subject to counterparty risk. The Fund may have the right to receive payments only from the structured product, and generally does not have direct rights against the issuer or the entity that sold the assets to be securitized. Certain structured products may be thinly traded or have a limited trading market. In addition to the general risks associated with debt securities discussed herein, structured products carry additional risks, including, but not limited to: the possibility that distributions from collateral securities will not be adequate to make interest or other payments; the quality of the collateral may decline in value or default; and the possibility that the structured products are subordinate to other classes. Structured notes are based upon the movement of one or more factors, including currency exchange rates, interest rates, reference bonds and stock indices, and changes in interest rates and impact of these factors may cause significant price fluctuations. Additionally, changes in the reference instrument or security may cause the interest rate on the structured note to be reduced to zero.
- **Tracking Error Risk** — Tracking error is the divergence of an Underlying Fund's performance from that of its underlying index. Tracking error may occur because of differences between the securities and other instruments held in an Underlying Fund's portfolio and those included in its underlying index, pricing differences (including, as applicable, differences between a security's price at the local market close and an Underlying Fund's valuation of a security at the time of calculation of an Underlying Fund's net asset value), differences in transaction costs, an Underlying Fund's holding of uninvested cash, differences in timing of the accrual of or the valuation of dividends or other distributions, interest, the requirements to maintain pass-through tax treatment, portfolio transactions carried out to minimize the distribution of capital gains to shareholders, changes to an underlying index and the cost to an Underlying Fund of complying with various new or existing regulatory requirements. These risks may be heightened during times of increased market volatility or other unusual market conditions. In addition, tracking error may result because an Underlying Fund incurs fees and expenses, while its underlying index does not.
- **Treasury Obligations Risk** — Direct obligations of the U.S. Treasury have historically involved little risk of loss of principal if held to maturity. However, due to fluctuations in interest rates, the market value of such securities may vary during the period shareholders own shares of the Fund.
- **U.S. Government Issuer Risk** — Treasury obligations may differ in their interest rates, maturities, times of issuance and other characteristics. Obligations of U.S. Government agencies and authorities are supported by varying degrees of credit but generally are not backed by the full faith and credit of the U.S. Government. No assurance can be given that the U.S. Government will provide financial support to its agencies and authorities if it is not obligated by law to do so.
- **Valuation Risk** — The price the Fund could receive upon the sale of a security or unwind of a financial instrument or other asset may differ from the Fund's valuation of the security or other asset and from the value used by the Underlying Index, particularly for securities or other assets that trade in low volume or volatile markets, or assets that are impacted by market disruption events or that are valued using a fair value methodology as a result of trade suspensions or for other reasons. In addition, the value of the securities or other assets in the Fund's portfolio may change on days or during time periods when shareholders will not be able to purchase or sell the Fund's shares. The Fund's ability to value investments may be impacted by technological issues or errors by pricing services or other third-party service providers.

Performance Information

The information shows how the Fund's performance has varied year by year and provides some indication of the risks of investing in the Fund. The average annual total returns table compares the performance of LifePath Index 2050 Fund to that of the Russell 1000® Index and the LifePath Index 2050 Fund Custom Benchmark, a customized weighted index comprised of the Bloomberg U.S. Long Credit Bond Index, Bloomberg U.S. Intermediate Credit Bond Index, Bloomberg U.S. Long Government Bond Index, Bloomberg U.S. Intermediate Government Bond Index and Bloomberg U.S. Securitized: MBS, ABS and CMBS Index, Bloomberg U.S. Treasury Inflation Protected Securities (TIPS) Index (Series-L), FTSE EPRA Nareit Developed Index, MSCI ACWI ex USA IMI Index, Russell 1000® Index and Russell 2000® Index, which are representative of the asset classes in which LifePath Index 2050 Fund invests according to their weightings as of the most recent quarter-end. Prior to May 31, 2022, the LifePath Index 2050 Fund Custom Benchmark was comprised of the Bloomberg U.S. Aggregate Bond Index, Bloomberg U.S. Treasury Inflation Protected Securities (TIPS) Index (Series-L), FTSE EPRA Nareit Developed Index, MSCI ACWI ex USA IMI Index, Russell 1000® Index and Russell 2000® Index. The weightings of the indexes in the LifePath Index 2050 Fund Custom Benchmark are adjusted periodically to reflect the investment adviser's evaluation and adjustment of LifePath Index 2050 Fund's asset allocation strategy. The returns of the LifePath Index 2050 Fund Custom Benchmark shown in the average

annual total returns table are not recalculated or restated when they are adjusted to reflect LifePath Index 2050 Fund's asset allocation strategy but rather reflect the LifePath Index 2050 Fund Custom Benchmark's actual allocation over time, which may be different from the current allocation. Effective November 28, 2014, LifePath Index 2050 Fund changed its glide path and target asset allocation to target higher levels of equity exposure for LifePath Index 2050 Fund throughout the glide path. Performance for the periods shown prior to November 28, 2014 is based on the prior glide path and target asset allocation. To the extent that dividends and distributions have been paid by LifePath Index 2050 Fund, the performance information for the Fund in the chart and table assumes reinvestment of the dividends and distributions. How LifePath Index 2050 Fund performed in the past (before and after taxes) is not necessarily an indication of how it will perform in the future. The table includes all applicable fees. If BFA, BAL and their affiliates had not waived or reimbursed certain LifePath Index 2050 Fund expenses during these periods, LifePath Index 2050 Fund's returns would have been lower. Updated information on LifePath Index 2050 Fund's performance, including its current net asset value, can be obtained by visiting <http://www.blackrock.com> or can be obtained by phone at (800) 882-0052.

**Class K Shares
ANNUAL TOTAL RETURNS
LifePath Index 2050 Fund
As of 12/31**



During the periods shown in the bar chart, the highest return for a quarter was 19.10% (quarter ended June 30, 2020) and the lowest return for a quarter was -22.00% (quarter ended March 31, 2020).

**For the periods ended 12/31/22
Average Annual Total Returns**

	1 Year	5 Years	10 Years
LifePath Index 2050 Fund — Class K Shares			
Return Before Taxes	(18.33)%	5.45%	8.32%
Return After Taxes on Distributions	(18.78)%	4.70%	7.50%
Return After Taxes on Distributions and Sale of Fund Shares	(10.61)%	4.06%	6.50%
LifePath Index 2050 Fund Custom Benchmark (Reflects no deduction for fees, expenses or taxes)	(18.35)%	5.40%	8.36%
Russell 1000® Index (Reflects no deduction for fees, expenses or taxes)	(19.13)%	9.13%	12.37%

After-tax returns are calculated using the historical highest individual federal marginal income tax rates and do not reflect the impact of state and local taxes. Actual after-tax returns depend on the investor's tax situation and may differ from those shown, and the after-tax returns shown are not relevant to investors who hold their shares through tax-deferred arrangements, such as 401(k) plans or individual retirement accounts.

Investment Adviser

The Fund's investment manager is BlackRock Fund Advisors (previously defined as "BFA").

Portfolio Managers

Name	Portfolio Manager of the Fund Since	Title
Chris Chung, CFA	2020	Managing Director of BlackRock, Inc.
Lisa O'Connor, CFA	2020	Managing Director of BlackRock, Inc.
Greg Savage, CFA	2018	Managing Director of BlackRock, Inc.
Paul Whitehead	2023	Managing Director of BlackRock, Inc.

Purchase and Sale of Fund Shares

Class K Shares of the Fund are available only to (i) certain employee benefit plans, such as health savings accounts, and certain employer-sponsored retirement plans (not including SEP IRAs, SIMPLE IRAs and SARSEPs) (collectively, "Employer-Sponsored Retirement Plans"), (ii) collective trust funds, investment companies and other pooled investment vehicles, each of which may purchase shares of the Fund through a Financial Intermediary that has entered into an agreement with the Fund's distributor to purchase such shares, (iii) "Institutional Investors," which include, but are not limited to, endowments, foundations, family offices, banks and bank trusts, local, city, and state governmental institutions, corporations and insurance company separate accounts, each of which may purchase shares of the Fund through a Financial Intermediary that has entered into an agreement with the Fund's distributor to purchase such shares, (iv) clients of private banks that purchase shares of the Fund through a Financial Intermediary that has entered into an agreement with the Fund's distributor to sell such shares, (v) fee-based advisory platforms of a Financial Intermediary that (a) has specifically acknowledged in a written agreement with the Fund's distributor and/or its affiliate(s) that the Financial Intermediary shall offer such shares to fee-based advisory clients through an omnibus account held at the Fund or (b) transacts in the Fund's shares through another intermediary that has executed such an agreement and (vi) any other investors who met the eligibility criteria for BlackRock Shares or Class K Shares prior to August 15, 2016 and have continually held Class K Shares of the Fund in the same account since August 15, 2016.

You may purchase or redeem shares of the Fund each day the New York Stock Exchange is open. Purchase orders may also be placed by calling (800) 537-4942, by mail (c/o BlackRock Funds III, P.O. Box 534429, Pittsburgh, Pennsylvania 15253-4429), or online at www.blackrock.com. Institutional Investors are subject to a \$5 million minimum initial investment requirement. Other investors, including Employer-Sponsored Retirement Plans, have no minimum initial investment requirement. There is no minimum investment amount for additional purchases.

Tax Information

Different income tax rules apply depending on whether you are invested through a qualified tax-exempt plan described in section 401(a) of the Internal Revenue Code. If you are invested through such a plan (and Fund shares are not "debt-financed property" to the plan), then the dividends paid by the Fund and the gain realized from a redemption or exchange of Fund shares will generally not be subject to U.S. federal income taxes until you withdraw or receive distributions from the plan. If you are not invested through such a plan, then the Fund's dividends and gain from a redemption or exchange may be subject to U.S. federal income taxes and may be taxed as ordinary income or capital gains, unless you are a tax-exempt investor.

Payments to Broker/Dealers and Other Financial Intermediaries

If you purchase shares of the Fund through a Financial Intermediary, the Fund and BlackRock Investments, LLC, the Fund's distributor, or its affiliates may pay the Financial Intermediary for the sale of Fund shares and related services. These payments may create a conflict of interest by influencing the Financial Intermediary and your individual financial professional to recommend the Fund over another investment.

Class K Shares are only available through a Financial Intermediary if the Financial Intermediary will not receive from Fund assets, or the Fund's distributor's or an affiliate's resources, any commission payments, shareholder servicing fees (including sub-transfer agent and networking fees), or distribution fees (including Rule 12b-1 fees) with respect to assets invested in Class K Shares.

Ask your individual financial professional or visit your Financial Intermediary's website for more information.

Fund Overview

Key Facts About BlackRock LifePath® Index 2055 Fund

Investment Objective

The investment objective of BlackRock LifePath® Index 2055 Fund (“LifePath Index 2055 Fund” or the “Fund”), a series of BlackRock Funds III (the “Trust”), is to seek to provide for retirement outcomes based on quantitatively measured risk. In pursuit of this objective, LifePath Index 2055 Fund will be broadly diversified across global asset classes, with asset allocations becoming more conservative over time.

Fees and Expenses of the Fund

This table describes the fees and expenses that you may pay if you buy, hold and sell Class K Shares of LifePath Index 2055 Fund. **You may pay other fees, such as brokerage commissions and other fees to your financial professional or your selected securities dealer, broker, investment adviser, service provider or industry professional (including BlackRock Fund Advisors (“BFA”) and its affiliates) (each, a “Financial Intermediary”), which are not reflected in the table and example below.**

Annual Fund Operating Expenses (expenses that you pay each year as a percentage of the value of your investment)	Class K Shares
Management Fee ¹	0.05%
Distribution and/or Service (12b-1) Fees	0.00%
Other Expenses ^{1,3}	0.04%
Administration Fee ¹	0.04%
Independent Expenses ³	—
Acquired Fund Fees and Expenses ^{1,2}	0.06%
Total Annual Fund Operating Expenses ²	0.15%
Fee Waivers and/or Expense Reimbursements ^{1,3}	(0.06)%
Total Annual Fund Operating Expenses After Fee Waivers and/or Expense Reimbursements ^{1,3}	0.09%

¹ As described in the “Management of the Funds” section of the Fund’s prospectus beginning on page 145, BFA and BlackRock Advisors, LLC (“BAL”) have contractually agreed to reimburse the Fund for Acquired Fund Fees and Expenses up to a maximum amount equal to the combined Management Fee and Administration Fee of each share class through June 30, 2024. In addition, BFA has contractually agreed to waive its management fees by the amount of investment advisory fees the Fund pays to BFA indirectly through its investment in money market funds managed by BFA or its affiliates, through June 30, 2024. The contractual agreements may be terminated upon 90 days’ notice by a majority of the non-interested trustees of the Trust or by a vote of a majority of the outstanding voting securities of the Fund.

² Total Annual Fund Operating Expenses do not correlate to the ratio of expenses to average net assets given in the Fund’s most recent annual report, which does not include Acquired Fund Fees and Expenses.

³ Independent Expenses consist of the Fund’s allocable portion of the fees and expenses of the independent trustees of the Trust, counsel to such independent trustees and the independent registered public accounting firm that provides audit services to the Fund. BAL and BFA have contractually agreed to reimburse, or provide offsetting credits to, the Fund for Independent Expenses through June 30, 2033. After giving effect to such contractual arrangements, Independent Expenses will be 0.00%. Such contractual arrangements may not be terminated prior to July 1, 2033 without the consent of the Board of Trustees of the Trust.

Example:

This Example is intended to help you compare the cost of investing in Class K Shares of the Fund with the cost of investing in other mutual funds. The Example assumes that you invest \$10,000 in Class K Shares of the Fund for the time periods indicated and then redeem all of your shares at the end of those periods. The Example also assumes that your investment has a 5% return each year and that the Fund’s operating expenses remain the same. Although your actual costs may be higher or lower, based on these assumptions your costs would be:

	1 Year	3 Years	5 Years	10 Years
Class K Shares	\$9	\$42	\$79	\$186

Portfolio Turnover:

The Fund pays transaction costs, such as commissions, when it buys and sells securities (or “turns over” its portfolio). A higher portfolio turnover rate may indicate higher transaction costs and may result in higher taxes when shares are held in a taxable account. These costs, which are not reflected in annual fund operating expenses or in the Example, affect the Fund’s performance. During the most recent fiscal year, the Fund’s portfolio turnover rate was 10% of the average value of its portfolio.

Principal Investment Strategies of the Fund

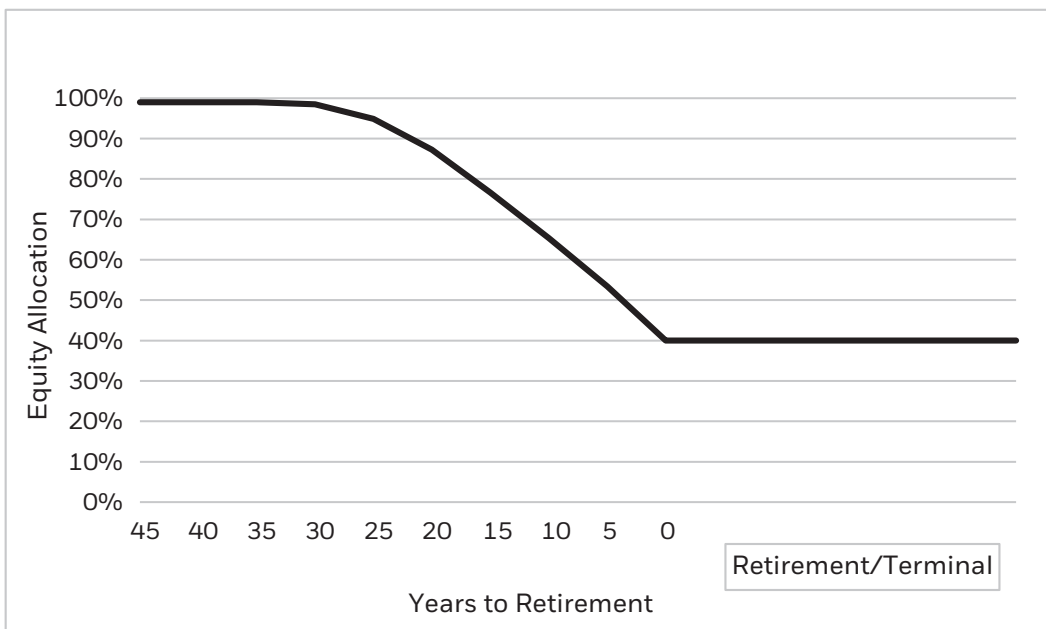
LifePath Index 2055 Fund allocates and reallocates its assets among a combination of equity and bond index funds and money market funds (the “Underlying Funds”) in proportions based on its own comprehensive investment strategy.

LifePath Index 2055 Fund seeks to provide for retirement outcomes based on quantitatively measured risk. BFA employs a multi-dimensional approach to assess risk for LifePath Index 2055 Fund and to determine LifePath Index 2055 Fund’s allocation across asset classes. As part of this multi-dimensional approach, BFA aims to quantify risk using proprietary risk measurement tools that, among other things, analyze historical and forward-looking securities market data, including risk, asset class correlations, and expected returns. Under normal circumstances, the Fund intends to invest primarily in affiliated open-end index funds and affiliated exchange-traded funds (“ETFs”).

LifePath Index 2055 Fund will invest, under normal circumstances, at least 80% of its assets in securities or other financial instruments that are components of or have economic characteristics similar to the securities included in its custom benchmark index, the LifePath Index 2055 Fund Custom Benchmark. LifePath Index 2055 Fund is designed for investors expecting to retire or to begin withdrawing assets around the year 2055. The Fund employs a “passive” management approach, attempting to invest in a portfolio of assets whose performance is expected to match approximately the performance of the Fund’s custom benchmark index. As of March 31, 2023, the Fund held approximately 99% of its assets in Underlying Funds designed to track particular equity indexes, approximately 1% of its assets in Underlying Funds designed to track particular bond indexes and the remainder of its assets in Underlying Funds that invest primarily in money market instruments. Certain Underlying Funds may invest in real estate investment trusts (“REITs”), foreign securities, emerging market securities, below investment-grade bonds and derivative securities or instruments, such as options and futures, the value of which is derived from another security, a currency or an index, when seeking to match the performance of a particular market index. The Fund and certain Underlying Funds may also lend securities with a value up to 33 $\frac{1}{3}$ % of their respective total assets to financial institutions that provide cash or securities issued or guaranteed by the U.S. Government as collateral.

Under normal circumstances, the asset allocation will change over time according to a predetermined “glide path” as the Fund approaches its target date. The glide path below represents the shifting of asset classes over time. As the glide path shows, the Fund’s asset allocations become more conservative — prior to retirement — as time elapses. This reflects the need for reduced investment risks as retirement approaches and the need for lower volatility of the Fund, which may be a primary source of income after retirement.

LifePath Index 2055 Fund is one of a group of funds referred to as the “LifePath Index Funds,” each of which seeks to provide for retirement outcomes based on quantitatively measured risk that investors on average may be willing to accept given a particular time horizon. The following chart illustrates the glide path — the target allocation among asset classes as the LifePath Index Funds approach their target dates:



The following table lists the target allocation by years until retirement:

Years Until Retirement	Equity Funds (includes REITs)	Fixed-Income Funds
45	99%	1%
40	99%	1%
35	99%	1%
30	98%	2%
25	95%	5%
20	87%	13%
15	77%	23%
10	65%	35%
5	53%	47%
0	40%	60%

The asset allocation targets are established by the portfolio managers. The investment team, including the portfolio managers, meets regularly to assess market conditions, review the asset allocation targets of the Fund, and determine whether any changes are required to enable the Fund to achieve its investment objective.

Although the asset allocation targets listed for the glide path are general, long-term targets, BFA may periodically adjust the proportion of equity index funds and fixed-income index funds in the Fund, based on an assessment of the current market conditions, the potential contribution of each asset class to the expected risk and return characteristics of the Fund, reallocations of Fund composition to reflect intra-year movement along the glide path and other factors. In general, such adjustments will be limited; however, BFA may determine that a greater degree of variation is warranted to protect the Fund or achieve its investment objective.

BFA's second step in the structuring of the Fund is the selection of the Underlying Funds. Factors such as fund classifications, historical risk and performance, and the relationship to other Underlying Funds in the Fund are considered when selecting Underlying Funds. The specific Underlying Funds selected for the Fund are determined at BFA's discretion and may change as deemed appropriate to allow the Fund to meet its investment objective. See the "Details About the Funds — Information About the Underlying Funds" section of the prospectus for a list of the Underlying Funds, their classification into equity, fixed income or money market funds and a brief description of their investment objectives and primary investment strategies.

Within the prescribed percentage allocations to equity and fixed-income index funds, BFA seeks to diversify the Fund. The allocation to Underlying Funds that track equity indexes may be further diversified by style (including both value and growth), market capitalization (including large cap, mid cap, small cap and emerging growth), region (including domestic and international (including emerging markets)) or other factors. The allocation to Underlying Funds that track fixed-income indexes may be further diversified by sector (including government, corporate, agency, and other sectors), duration (a calculation of the average life of a bond which measures its price risk), credit quality (including non-investment grade debt or junk bonds), geographic location (including U.S. and foreign-issued securities), or other factors. Though BFA seeks to diversify the Fund, certain Underlying Funds may concentrate their investments in specific sectors or geographic regions or countries. The percentage allocation to the various styles of equity and fixed-income Underlying Funds is determined at the discretion of the investment team and can be changed to reflect the current market environment.

Principal Risks of Investing in the Fund

Risk is inherent in all investing. The value of your investment in LifePath Index 2055 Fund, as well as the amount of return you receive on your investment, may fluctuate significantly from day to day and over time. You may lose part or all of your investment in the Fund or your investment may not perform as well as other similar investments. An investment in the Fund is not a bank deposit and it is not insured or guaranteed by the Federal Deposit Insurance Corporation or any other government agency. The following is a summary description of principal risks of investing in the Fund and/or the Underlying Funds. References to the Fund in the description of risks below may include the Underlying Funds in which the Fund invests, as applicable. The relative significance of each risk factor below may change over time and you should review each risk factor carefully.

Principal Risks of the Fund's Investment Strategies

- **Equity Securities Risk** — Stock markets are volatile. The price of equity securities fluctuates based on changes in a company's financial condition and overall market and economic conditions.
- **Investments in Underlying Funds Risk** — Because the Fund invests substantially all of its assets in Underlying Funds, its investment performance is related to the performance of the Underlying Funds. The Fund's net asset

value will change with changes in the value of the Underlying Funds and other securities in which it invests. An investment in the Fund will entail more direct and indirect costs and expenses than a direct investment in the Underlying Funds.

- **Allocation Risk** — The Fund's ability to achieve its investment objective depends upon the Fund's asset class allocation and the mix of Underlying Funds. There is a risk that the asset class allocation or the combination of Underlying Funds may be incorrect in view of actual market conditions. In addition, the asset allocation or the combination of Underlying Funds determined by BFA could result in underperformance as compared to funds with similar investment objectives and strategies.
- **Retirement Income Risk** — The Fund does not provide a guarantee that sufficient capital appreciation will be achieved to provide adequate income at and through retirement. The Fund also does not ensure that you will have assets in your account sufficient to cover your retirement expenses or that you will have enough saved to be able to retire in the target year identified in the Fund's name; this will depend on the amount of money you have invested in the Fund, the length of time you have held your investment, the returns of the markets over time, the amount you spend in retirement, and your other assets and income sources.
- **Affiliated Fund Risk** — In managing the Fund, BFA will have authority to select and substitute underlying funds and ETFs. BFA may be subject to potential conflicts of interest in selecting underlying funds and ETFs because the fees paid to BFA by some underlying funds and ETFs are higher than the fees paid by other underlying funds and ETFs. However, BFA is a fiduciary to the Fund and is legally obligated to act in the Fund's best interests when selecting underlying funds and ETFs. If an underlying fund or ETF holds interests in an affiliated fund, the Fund may be prohibited from purchasing shares of that underlying fund or ETF.
- **Market Risk and Selection Risk** — Market risk is the risk that one or more markets in which the Fund invests will go down in value, including the possibility that the markets will go down sharply and unpredictably. The value of a security or other asset may decline due to changes in general market conditions, economic trends or events that are not specifically related to the issuer of the security or other asset, or factors that affect a particular issuer or issuers, exchange, country, group of countries, region, market, industry, group of industries, sector or asset class. Local, regional or global events such as war, acts of terrorism, the spread of infectious illness or other public health issues like pandemics or epidemics, recessions, or other events could have a significant impact on the Fund and its investments. Selection risk is the risk that the securities selected by Fund management will underperform the markets, the relevant indices or the securities selected by other funds with similar investment objectives and investment strategies. This means you may lose money.

An outbreak of an infectious coronavirus (COVID-19) that was first detected in December 2019 developed into a global pandemic that has resulted in numerous disruptions in the market and has had significant economic impact leaving general concern and uncertainty. Although vaccines have been developed and approved for use by various governments, the duration of the pandemic and its effects cannot be predicted with certainty. The impact of this coronavirus, and other epidemics and pandemics that may arise in the future, could affect the economies of many nations, individual companies and the market in general ways that cannot necessarily be foreseen at the present time.

- **Risk of Investing in the United States** — Certain changes in the U.S. economy, such as when the U.S. economy weakens or when its financial markets decline, may have an adverse effect on the securities to which the Fund has exposure.

Principal Risks of the Underlying Funds

- **Asset Class Risk** — Securities and other assets or financial instruments in the underlying index of an Underlying Fund or in an Underlying Fund's portfolio may underperform in comparison to the general financial markets, a particular financial market or other asset classes.
- **Authorized Participant Concentration Risk** — Only an authorized participant may engage in creation or redemption transactions directly with an ETF, and none of those authorized participants is obligated to engage in creation and/or redemption transactions. The Underlying Funds that are ETFs have a limited number of institutions that may act as authorized participants on an agency basis (i.e., on behalf of other market participants). To the extent that authorized participants exit the business or are unable to proceed with creation or redemption orders with respect to an ETF and no other authorized participant is able to step forward to create or redeem, the ETF shares may be more likely to trade at a premium or discount to net asset value and possibly face trading halts or delisting. Authorized participant concentration risk may be heightened for ETFs that invest in securities issued by non-U.S. issuers or other securities or instruments that have lower trading volumes.
- **Concentration Risk** — To the extent that an underlying index of an Underlying Fund is concentrated in the securities of companies, a particular market, industry, group of industries, sector or asset class, country, region or group of countries, that Underlying Fund may be adversely affected by the performance of those securities, may be subject to increased price volatility and may be more susceptible to adverse economic, market, political or regulatory occurrences affecting that market, industry, group of industries, sector or asset class, country, region or group of countries.
- **Currency Risk** — Because the net asset value of an Underlying Fund that is an ETF is determined in U.S. dollars, the Underlying Fund's net asset value could decline if the currency of a non-U.S. market in which the Underlying

Fund invests depreciates against the U.S. dollar or if there are delays or limits on repatriation of such currency. Currency exchange rates can be very volatile and can change quickly and unpredictably. As a result, the net asset value of an Underlying Fund that is an ETF may change quickly and without warning.

■ **Depository Receipts Risk** — Depository receipts are generally subject to the same risks as the foreign securities that they evidence or into which they may be converted. In addition to investment risks associated with the underlying issuer, depository receipts expose the Fund to additional risks associated with the non-uniform terms that apply to depository receipt programs, credit exposure to the depository bank and to the sponsors and other parties with whom the depository bank establishes the programs, currency risk and the risk of an illiquid market for depository receipts. The issuers of unsponsored depository receipts are not obligated to disclose information that is, in the United States, considered material. Therefore, there may be less information available regarding these issuers and there may not be a correlation between such information and the market value of the depository receipts.

■ **Derivatives Risk** — The Fund's use of derivatives may increase its costs, reduce the Fund's returns and/or increase volatility. Derivatives involve significant risks, including:

Volatility Risk — Volatility is defined as the characteristic of a security, an index or a market to fluctuate significantly in price within a short time period. A risk of the Fund's use of derivatives is that the fluctuations in their values may not correlate with the overall securities markets.

Counterparty Risk — Derivatives are also subject to counterparty risk, which is the risk that the other party in the transaction will not fulfill its contractual obligation.

Market and Illiquidity Risk — The possible lack of a liquid secondary market for derivatives and the resulting inability of the Fund to sell or otherwise close a derivatives position could expose the Fund to losses and could make derivatives more difficult for the Fund to value accurately.

Valuation Risk — Valuation may be more difficult in times of market turmoil since many investors and market makers may be reluctant to purchase complex instruments or quote prices for them.

Hedging Risk — Hedges are sometimes subject to imperfect matching between the derivative and the underlying security, and there can be no assurance that the Fund's hedging transactions will be effective. The use of hedging may result in certain adverse tax consequences.

Tax Risk — Certain aspects of the tax treatment of derivative instruments, including swap agreements and commodity-linked derivative instruments, are currently unclear and may be affected by changes in legislation, regulations or other legally binding authority. Such treatment may be less favorable than that given to a direct investment in an underlying asset and may adversely affect the timing, character and amount of income the Fund realizes from its investments.

Regulatory Risk — Derivative contracts, including, without limitation, swaps, currency forwards and non-deliverable forwards, are subject to regulation under the Dodd-Frank Wall Street Reform and Consumer Protection Act (the "Dodd-Frank Act") in the United States and under comparable regimes in Europe, Asia and other non-U.S. jurisdictions. Under the Dodd-Frank Act, with respect to uncleared swaps, swap dealers are required to collect variation margin from the Fund and may be required by applicable regulations to collect initial margin from the Fund. Both initial and variation margin may be comprised of cash and/or securities, subject to applicable regulatory haircuts. Shares of investment companies (other than certain money market funds) may not be posted as collateral under applicable regulations.

In addition, regulations adopted by global prudential regulators that are now in effect require certain bank-regulated counterparties and certain of their affiliates to include in certain financial contracts, including many derivatives contracts, terms that delay or restrict the rights of counterparties, such as the Fund, to terminate such contracts, foreclose upon collateral, exercise other default rights or restrict transfers of credit support in the event that the counterparty and/or its affiliates are subject to certain types of resolution or insolvency proceedings. The implementation of these requirements with respect to derivatives, as well as regulations under the Dodd-Frank Act regarding clearing, mandatory trading and margining of other derivatives, may increase the costs and risks to the Fund of trading in these instruments and, as a result, may affect returns to investors in the Fund.

On October 28, 2020, the Securities and Exchange Commission adopted new regulations governing the use of derivatives by registered investment companies ("Rule 18f-4"). The Fund will be required to implement and comply with Rule 18f-4 by August 19, 2022. Once implemented, Rule 18f-4 will impose limits on the amount of derivatives a fund can enter into, eliminate the asset segregation framework currently used by funds to comply with Section 18 of the Investment Company Act of 1940, as amended, treat derivatives as senior securities and require funds whose use of derivatives is more than a limited specified exposure amount to establish and maintain a comprehensive derivatives risk management program and appoint a derivatives risk manager.

■ **Emerging Markets Risk** — Emerging markets are riskier than more developed markets because they tend to develop unevenly and may never fully develop. Investments in emerging markets may be considered speculative.

Emerging markets are more likely to experience hyperinflation and currency devaluations, which adversely affect returns to U.S. investors. In addition, many emerging securities markets have far lower trading volumes and less liquidity than developed markets.

- **Foreign Securities Risk** — Foreign investments often involve special risks not present in U.S. investments that can increase the chances that the Fund will lose money. These risks include:
 - The Fund generally holds its foreign securities and cash in foreign banks and securities depositories, which may be recently organized or new to the foreign custody business and may be subject to only limited or no regulatory oversight.
 - Changes in foreign currency exchange rates can affect the value of the Fund's portfolio.
 - The economies of certain foreign markets may not compare favorably with the economy of the United States with respect to such issues as growth of gross national product, reinvestment of capital, resources and balance of payments position.
 - The governments of certain countries, or the U.S. Government with respect to certain countries, may prohibit or impose substantial restrictions through capital controls and/or sanctions on foreign investments in the capital markets or certain industries in those countries, which may prohibit or restrict the ability to own or transfer currency, securities, derivatives or other assets.
 - Many foreign governments do not supervise and regulate stock exchanges, brokers and the sale of securities to the same extent as does the United States and may not have laws to protect investors that are comparable to U.S. securities laws.
 - Settlement and clearance procedures in certain foreign markets may result in delays in payment for or delivery of securities not typically associated with settlement and clearance of U.S. investments.
 - The Fund's claims to recover foreign withholding taxes may not be successful, and if the likelihood of recovery of foreign withholding taxes materially decreases, due to, for example, a change in tax regulation or approach in the foreign country, accruals in the Fund's net asset value for such refunds may be written down partially or in full, which will adversely affect the Fund's net asset value.
 - The European financial markets have recently experienced volatility and adverse trends due to concerns about economic downturns in, or rising government debt levels of, several European countries as well as acts of war in the region. These events may spread to other countries in Europe and may affect the value and liquidity of certain of the Fund's investments.
- **Geographic Risk** — Some of the companies in which the Fund invests are located in parts of the world that have historically been prone to natural disasters, such as earthquakes, tornadoes, volcanic eruptions, droughts, floods, hurricanes or tsunamis, and are economically sensitive to environmental events. Any such event may adversely impact the economies of these geographic areas or business operations of companies in these geographic areas, causing an adverse impact on the value of the Fund.
- **Income Risk** — The Fund's income may decline due to a decline in inflation, deflation or changes in inflation expectations.
- **Index-Related Risk** — There is no guarantee that an Underlying Fund's investment results will have a high degree of correlation to those of its underlying index or that the Underlying Fund will achieve its investment objective. Market disruptions or high volatility, other unusual market circumstances and regulatory restrictions could have an adverse effect on an Underlying Fund's ability to adjust its exposure to the required levels in order to track its underlying index. Errors in index data, index computations or the construction of an underlying index in accordance with its methodology may occur from time to time and may not be identified and corrected by the index provider for a period of time or at all, which may have an adverse impact on an Underlying Fund and its shareholders. Unusual market conditions may cause the index provider to postpone a scheduled rebalance, which could cause an underlying index to vary from its normal or expected composition.

An index fund has operating and other expenses while an index does not. As a result, while an Underlying Fund that is an index fund will attempt to track its underlying index as closely as possible, it will tend to underperform the underlying index to some degree over time. If an index fund is properly correlated to its stated index, the fund will perform poorly when the index performs poorly.
- **Issuer Risk** — Fund performance depends on the performance of individual securities to which the Fund has exposure. Changes in the financial condition or credit rating of an issuer of those securities may cause the value of the securities to decline.
- **Management Risk** — As an Underlying Fund may not fully replicate its underlying index, it is subject to the risk that the Underlying Fund's investment manager's investment strategy may not produce the intended results.

- **Money Market Securities Risk** — If market conditions improve while the Fund has invested some or all of its assets in high quality money market securities, this strategy could result in reducing the potential gain from the market upswing, thus reducing the Fund’s opportunity to achieve its investment objective.
- **National Closed Market Trading Risk** — To the extent that the underlying securities and/or other assets held by an Underlying Fund that is an ETF trade on foreign exchanges or in foreign markets that may be closed when the securities exchange on which the Underlying Fund’s shares trade is open, there are likely to be deviations between the current price of such an underlying security and the last quoted price for the underlying security (*i.e.*, an Underlying Fund’s quote from the closed foreign market). The impact of a closed foreign market on an Underlying Fund is likely to be greater where a large portion of the Underlying Fund’s underlying securities and/or other assets trade on that closed foreign market or when the foreign market is closed for unscheduled reasons. These deviations could result in premiums or discounts to one or more of the Underlying Funds’ net asset values that may be greater than those experienced by other ETFs.
- **Passive Investment Risk** — Because BFA does not select individual companies in the underlying indexes for certain Underlying Funds, those Underlying Funds may hold securities of companies that present risks that an investment adviser researching individual securities might seek to avoid.
- **Preferred Securities Risk** — Preferred securities may pay fixed or adjustable rates of return. Preferred securities are subject to issuer-specific and market risks applicable generally to equity securities. In addition, a company’s preferred securities generally pay dividends only after the company makes required payments to holders of its bonds and other debt. For this reason, the value of preferred securities will usually react more strongly than bonds and other debt to actual or perceived changes in the company’s financial condition or prospects. Preferred securities of smaller companies may be more vulnerable to adverse developments than preferred securities of larger companies.
- **Real Estate-Related Securities Risk** — The main risk of real estate-related securities is that the value of the underlying real estate may go down. Many factors may affect real estate values. These factors include both the general and local economies, vacancy rates, tenant bankruptcies, the ability to re-lease space under expiring leases on attractive terms, the amount of new construction in a particular area, the laws and regulations (including zoning, environmental and tax laws) affecting real estate and the costs of owning, maintaining and improving real estate. The availability of mortgage financing and changes in interest rates may also affect real estate values. If the Fund’s real estate-related investments are concentrated in one geographic area or in one property type, the Fund will be particularly subject to the risks associated with that area or property type. Many issuers of real estate-related securities are highly leveraged, which increases the risk to holders of such securities. The value of the securities the Fund buys will not necessarily track the value of the underlying investments of the issuers of such securities.
- **REIT Investment Risk** — Investments in REITs involve unique risks. REITs may have limited financial resources, may trade less frequently and in limited volume, may engage in dilutive offerings of securities and may be more volatile than other securities. REIT issuers may also fail to maintain their exemptions from investment company registration or fail to qualify for the “dividends paid deduction” under the Internal Revenue Code of 1986, as amended (the “Internal Revenue Code”), which allows REITs to reduce their corporate taxable income for dividends paid to their shareholders.
- **Representative Sampling Risk** — Representative sampling is a method of indexing that involves investing in a representative sample of securities that collectively have a similar investment profile to the index and resemble the index in terms of risk factors and other key characteristics. A passively managed ETF may or may not hold every security in the index. When an ETF deviates from a full replication indexing strategy to utilize a representative sampling strategy, the ETF is subject to an increased risk of tracking error, in that the securities selected in the aggregate for the ETF may not have an investment profile similar to those of its index.
- **Shares of an ETF May Trade at Prices Other Than Net Asset Value** — Shares of an ETF trade on exchanges at prices at, above or below their most recent net asset value. The per share net asset value of an ETF is calculated at the end of each business day and fluctuates with changes in the market value of the ETF’s holdings since the most recent calculation. The trading prices of an ETF’s shares fluctuate continuously throughout trading hours based on market supply and demand rather than net asset value. The trading prices of an ETF’s shares may deviate significantly from net asset value during periods of market volatility. Any of these factors may lead to an ETF’s shares trading at a premium or discount to net asset value. However, because shares can be created and redeemed in creation units, which are aggregated blocks of shares that authorized participants who have entered into agreements with the ETF’s distributor can purchase or redeem directly from the ETF, at net asset value (unlike shares of many closed-end funds, which frequently trade at appreciable discounts from, and sometimes at premiums to, their net asset values), large discounts or premiums to the net asset value of an ETF are not likely to be sustained over the long-term. While the creation/redemption feature is designed to make it likely that an ETF’s shares normally trade on exchanges at prices close to the ETF’s next calculated net asset value, exchange prices are not expected to correlate exactly with an ETF’s net asset value due to timing reasons as well as market supply and demand factors. In addition, disruptions to creations and redemptions or the existence of extreme market

volatility may result in trading prices that differ significantly from net asset value. If a shareholder purchases at a time when the market price is at a premium to the net asset value or sells at a time when the market price is at a discount to the net asset value, the shareholder may sustain losses.

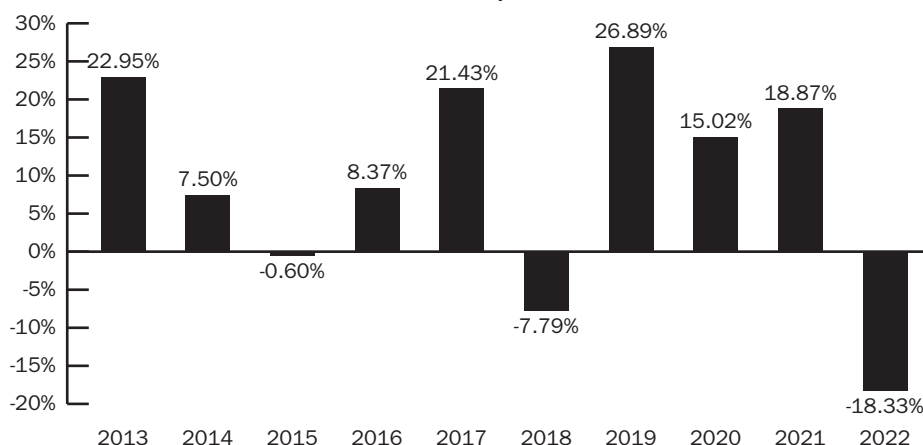
- **Small and Mid-Capitalization Company Risk** — Companies with small or mid-size market capitalizations will normally have more limited product lines, markets and financial resources and will be dependent upon a more limited management group than larger capitalized companies. In addition, it is more difficult to get information on smaller companies, which tend to be less well known, have shorter operating histories, do not have significant ownership by large investors and are followed by relatively few securities analysts.
- **Structured Products Risk** — Holders of structured products bear risks of the underlying investments, index or reference obligation and are subject to counterparty risk. The Fund may have the right to receive payments only from the structured product, and generally does not have direct rights against the issuer or the entity that sold the assets to be securitized. Certain structured products may be thinly traded or have a limited trading market. In addition to the general risks associated with debt securities discussed herein, structured products carry additional risks, including, but not limited to: the possibility that distributions from collateral securities will not be adequate to make interest or other payments; the quality of the collateral may decline in value or default; and the possibility that the structured products are subordinate to other classes. Structured notes are based upon the movement of one or more factors, including currency exchange rates, interest rates, reference bonds and stock indices, and changes in interest rates and impact of these factors may cause significant price fluctuations. Additionally, changes in the reference instrument or security may cause the interest rate on the structured note to be reduced to zero.
- **Tracking Error Risk** — Tracking error is the divergence of an Underlying Fund's performance from that of its underlying index. Tracking error may occur because of differences between the securities and other instruments held in an Underlying Fund's portfolio and those included in its underlying index, pricing differences (including, as applicable, differences between a security's price at the local market close and an Underlying Fund's valuation of a security at the time of calculation of an Underlying Fund's net asset value), differences in transaction costs, an Underlying Fund's holding of uninvested cash, differences in timing of the accrual of or the valuation of dividends or other distributions, interest, the requirements to maintain pass-through tax treatment, portfolio transactions carried out to minimize the distribution of capital gains to shareholders, changes to an underlying index and the cost to an Underlying Fund of complying with various new or existing regulatory requirements. These risks may be heightened during times of increased market volatility or other unusual market conditions. In addition, tracking error may result because an Underlying Fund incurs fees and expenses, while its underlying index does not.
- **Treasury Obligations Risk** — Direct obligations of the U.S. Treasury have historically involved little risk of loss of principal if held to maturity. However, due to fluctuations in interest rates, the market value of such securities may vary during the period shareholders own shares of the Fund.
- **U.S. Government Issuer Risk** — Treasury obligations may differ in their interest rates, maturities, times of issuance and other characteristics. Obligations of U.S. Government agencies and authorities are supported by varying degrees of credit but generally are not backed by the full faith and credit of the U.S. Government. No assurance can be given that the U.S. Government will provide financial support to its agencies and authorities if it is not obligated by law to do so.
- **Valuation Risk** — The price the Fund could receive upon the sale of a security or unwind of a financial instrument or other asset may differ from the Fund's valuation of the security or other asset and from the value used by the Underlying Index, particularly for securities or other assets that trade in low volume or volatile markets, or assets that are impacted by market disruption events or that are valued using a fair value methodology as a result of trade suspensions or for other reasons. In addition, the value of the securities or other assets in the Fund's portfolio may change on days or during time periods when shareholders will not be able to purchase or sell the Fund's shares. The Fund's ability to value investments may be impacted by technological issues or errors by pricing services or other third-party service providers.

Performance Information

The information shows how the Fund's performance has varied year by year and provides some indication of the risks of investing in the Fund. The average annual total returns table compares the performance of LifePath Index 2055 Fund to that of the Russell 1000[®] Index and the LifePath Index 2055 Fund Custom Benchmark, a customized weighted index comprised of the Bloomberg U.S. Long Credit Bond Index, Bloomberg U.S. Intermediate Credit Bond Index, Bloomberg U.S. Long Government Bond Index, Bloomberg U.S. Intermediate Government Bond Index and Bloomberg U.S. Securitized: MBS, ABS and CMBS Index, Bloomberg U.S. Treasury Inflation Protected Securities (TIPS) Index (Series-L), FTSE EPRA Nareit Developed Index, MSCI ACWI ex USA IMI Index, Russell 1000[®] Index and Russell 2000[®] Index, which are representative of the asset classes in which LifePath Index 2055 Fund invests according to their weightings as of the most recent quarter-end. Prior to May 31, 2022, the LifePath Index 2055 Fund Custom Benchmark was comprised of the Bloomberg U.S. Aggregate Bond Index, Bloomberg U.S. Treasury Inflation Protected Securities (TIPS) Index

(Series-L), FTSE EPRA Nareit Developed Index, MSCI ACWI ex USA IMI Index, Russell 1000® Index and Russell 2000® Index. The weightings of the indexes in the LifePath Index 2055 Fund Custom Benchmark are adjusted periodically to reflect the investment adviser's evaluation and adjustment of LifePath Index 2055 Fund's asset allocation strategy. The returns of the LifePath Index 2055 Fund Custom Benchmark shown in the average annual total returns table are not recalculated or restated when they are adjusted to reflect LifePath Index 2055 Fund's asset allocation strategy but rather reflect the LifePath Index 2055 Fund Custom Benchmark's actual allocation over time, which may be different from the current allocation. To the extent that dividends and distributions have been paid by LifePath Index 2055 Fund, the performance information for the Fund in the chart and table assumes reinvestment of the dividends and distributions. How LifePath Index 2055 Fund performed in the past (before and after taxes) is not necessarily an indication of how it will perform in the future. The table includes all applicable fees. If BFA, BAL and their affiliates had not waived or reimbursed certain LifePath Index 2055 Fund expenses during these periods, LifePath Index 2055 Fund's returns would have been lower. Updated information on LifePath Index 2055 Fund's performance, including its current net asset value, can be obtained by visiting <http://www.blackrock.com> or can be obtained by phone at (800) 882-0052.

Class K Shares
ANNUAL TOTAL RETURNS
LifePath Index 2055 Fund
As of 12/31



During the periods shown in the bar chart, the highest return for a quarter was 19.14% (quarter ended June 30, 2020) and the lowest return for a quarter was -22.08% (quarter ended March 31, 2020).

For the periods ended 12/31/22
Average Annual Total Returns

	1 Year	5 Years	10 Years
LifePath Index 2055 Fund — Class K Shares			
Return Before Taxes	(18.33)%	5.48%	8.49%
Return After Taxes on Distributions	(18.76)%	4.80%	7.73%
Return After Taxes on Distributions and Sale of Fund Shares	(10.62)%	4.13%	6.68%
LifePath Index 2055 Fund Custom Benchmark (Reflects no deduction for fees, expenses or taxes)	(18.40)%	5.44%	8.51%
Russell 1000® Index (Reflects no deduction for fees, expenses or taxes)	(19.13)%	9.13%	12.37%

After-tax returns are calculated using the historical highest individual federal marginal income tax rates and do not reflect the impact of state and local taxes. Actual after-tax returns depend on the investor's tax situation and may differ from those shown, and the after-tax returns shown are not relevant to investors who hold their shares through tax-deferred arrangements, such as 401(k) plans or individual retirement accounts.

Investment Adviser

The Fund's investment manager is BlackRock Fund Advisors (previously defined as "BFA").

Portfolio Managers

Name	Portfolio Manager of the Fund Since	Title
Chris Chung, CFA	2020	Managing Director of BlackRock, Inc.
Lisa O'Connor, CFA	2020	Managing Director of BlackRock, Inc.
Greg Savage, CFA	2018	Managing Director of BlackRock, Inc.
Paul Whitehead	2023	Managing Director of BlackRock, Inc.

Purchase and Sale of Fund Shares

Class K Shares of the Fund are available only to (i) certain employee benefit plans, such as health savings accounts, and certain employer-sponsored retirement plans (not including SEP IRAs, SIMPLE IRAs and SARSEPs) (collectively, "Employer-Sponsored Retirement Plans"), (ii) collective trust funds, investment companies and other pooled investment vehicles, each of which may purchase shares of the Fund through a Financial Intermediary that has entered into an agreement with the Fund's distributor to purchase such shares, (iii) "Institutional Investors," which include, but are not limited to, endowments, foundations, family offices, banks and bank trusts, local, city, and state governmental institutions, corporations and insurance company separate accounts, each of which may purchase shares of the Fund through a Financial Intermediary that has entered into an agreement with the Fund's distributor to purchase such shares, (iv) clients of private banks that purchase shares of the Fund through a Financial Intermediary that has entered into an agreement with the Fund's distributor to sell such shares, (v) fee-based advisory platforms of a Financial Intermediary that (a) has specifically acknowledged in a written agreement with the Fund's distributor and/or its affiliate(s) that the Financial Intermediary shall offer such shares to fee-based advisory clients through an omnibus account held at the Fund or (b) transacts in the Fund's shares through another intermediary that has executed such an agreement and (vi) any other investors who met the eligibility criteria for BlackRock Shares or Class K Shares prior to August 15, 2016 and have continually held Class K Shares of the Fund in the same account since August 15, 2016.

You may purchase or redeem shares of the Fund each day the New York Stock Exchange is open. Purchase orders may also be placed by calling (800) 537-4942, by mail (c/o BlackRock Funds III, P.O. Box 534429, Pittsburgh, Pennsylvania 15253-4429), or online at www.blackrock.com. Institutional Investors are subject to a \$5 million minimum initial investment requirement. Other investors, including Employer-Sponsored Retirement Plans, have no minimum initial investment requirement. There is no minimum investment amount for additional purchases.

Tax Information

Different income tax rules apply depending on whether you are invested through a qualified tax-exempt plan described in section 401(a) of the Internal Revenue Code. If you are invested through such a plan (and Fund shares are not "debt-financed property" to the plan), then the dividends paid by the Fund and the gain realized from a redemption or exchange of Fund shares will generally not be subject to U.S. federal income taxes until you withdraw or receive distributions from the plan. If you are not invested through such a plan, then the Fund's dividends and gain from a redemption or exchange may be subject to U.S. federal income taxes and may be taxed as ordinary income or capital gains, unless you are a tax-exempt investor.

Payments to Broker/Dealers and Other Financial Intermediaries

If you purchase shares of the Fund through a Financial Intermediary, the Fund and BlackRock Investments, LLC, the Fund's distributor, or its affiliates may pay the Financial Intermediary for the sale of Fund shares and related services. These payments may create a conflict of interest by influencing the Financial Intermediary and your individual financial professional to recommend the Fund over another investment.

Class K Shares are only available through a Financial Intermediary if the Financial Intermediary will not receive from Fund assets, or the Fund's distributor's or an affiliate's resources, any commission payments, shareholder servicing fees (including sub-transfer agent and networking fees), or distribution fees (including Rule 12b-1 fees) with respect to assets invested in Class K Shares.

Ask your individual financial professional or visit your Financial Intermediary's website for more information.

Fund Overview

Key Facts About BlackRock LifePath® Index 2060 Fund

Investment Objective

The investment objective of BlackRock LifePath® Index 2060 Fund (“LifePath Index 2060 Fund” or the “Fund”), a series of BlackRock Funds III (the “Trust”), is to seek to provide for retirement outcomes based on quantitatively measured risk. In pursuit of this objective, LifePath Index 2060 Fund will be broadly diversified across global asset classes, with asset allocations becoming more conservative over time.

Fees and Expenses of the Fund

This table describes the fees and expenses that you may pay if you buy, hold and sell Class K Shares of LifePath Index 2060 Fund. **You may pay other fees, such as brokerage commissions and other fees to your financial professional or your selected securities dealer, broker, investment adviser, service provider or industry professional (including BlackRock Fund Advisors (“BFA”) and its affiliates) (each, a “Financial Intermediary”), which are not reflected in the table and example below.**

Annual Fund Operating Expenses (expenses that you pay each year as a percentage of the value of your investment)	Class K Shares
Management Fee ¹	0.05%
Distribution and/or Service (12b-1) Fees	0.00%
Other Expenses ^{1,3}	0.04%
Administration Fee ¹	0.04%
Independent Expenses ³	—
Acquired Fund Fees and Expenses ^{1,2}	0.06%
Total Annual Fund Operating Expenses ²	0.15%
Fee Waivers and/or Expense Reimbursements ^{1,3}	(0.06)%
Total Annual Fund Operating Expenses After Fee Waivers and/or Expense Reimbursements ^{1,3}	0.09%

¹ As described in the “Management of the Funds” section of the Fund’s prospectus beginning on page 145, BFA and BlackRock Advisors, LLC (“BAL”) have contractually agreed to reimburse the Fund for Acquired Fund Fees and Expenses up to a maximum amount equal to the combined Management Fee and Administration Fee of each share class through June 30, 2024. In addition, BFA has contractually agreed to waive its management fees by the amount of investment advisory fees the Fund pays to BFA indirectly through its investment in money market funds managed by BFA or its affiliates, through June 30, 2024. The contractual agreements may be terminated upon 90 days’ notice by a majority of the non-interested trustees of the Trust or by a vote of a majority of the outstanding voting securities of the Fund.

² Total Annual Fund Operating Expenses do not correlate to the ratio of expenses to average net assets given in the Fund’s most recent annual report, which does not include Acquired Fund Fees and Expenses.

³ Independent Expenses consist of the Fund’s allocable portion of the fees and expenses of the independent trustees of the Trust, counsel to such independent trustees and the independent registered public accounting firm that provides audit services to the Fund. BAL and BFA have contractually agreed to reimburse, or provide offsetting credits to, the Fund for Independent Expenses through June 30, 2033. After giving effect to such contractual arrangements, Independent Expenses will be 0.00%. Such contractual arrangements may not be terminated prior to July 1, 2033 without the consent of the Board of Trustees of the Trust.

Example:

This Example is intended to help you compare the cost of investing in Class K Shares of the Fund with the cost of investing in other mutual funds. The Example assumes that you invest \$10,000 in Class K Shares of the Fund for the time periods indicated and then redeem all of your shares at the end of those periods. The Example also assumes that your investment has a 5% return each year and that the Fund’s operating expenses remain the same. Although your actual costs may be higher or lower, based on these assumptions your costs would be:

	1 Year	3 Years	5 Years	10 Years
Class K Shares	\$9	\$42	\$79	\$186

Portfolio Turnover:

The Fund pays transaction costs, such as commissions, when it buys and sells securities (or “turns over” its portfolio). A higher portfolio turnover rate may indicate higher transaction costs and may result in higher taxes when shares are held in a taxable account. These costs, which are not reflected in annual fund operating expenses or in the Example, affect the Fund’s performance. During the most recent fiscal year, the Fund’s portfolio turnover rate was 9% of the average value of its portfolio.

Principal Investment Strategies of the Fund

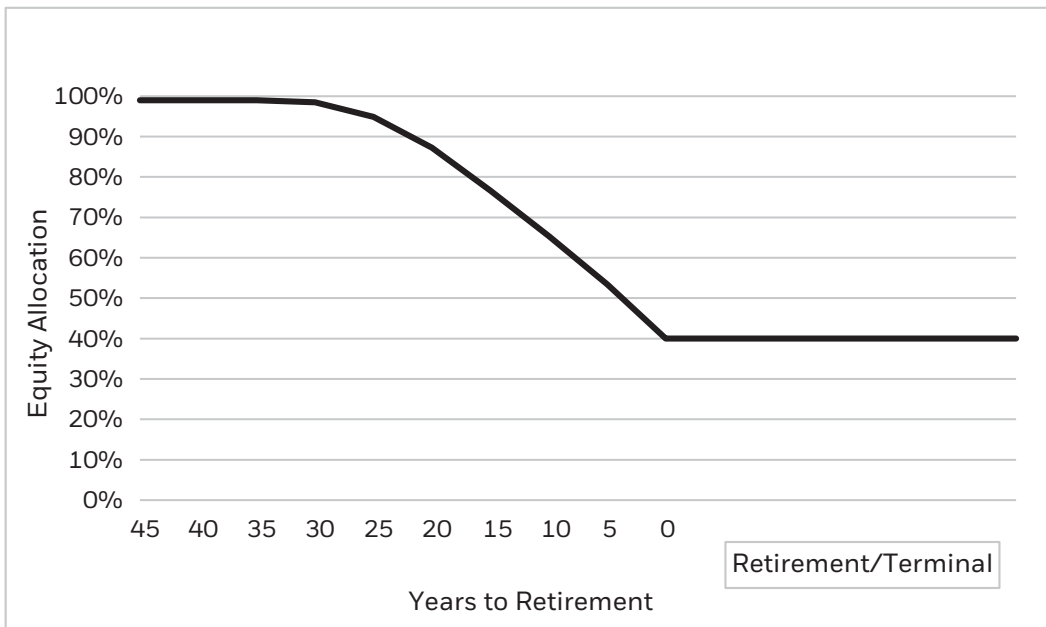
LifePath Index 2060 Fund allocates and reallocates its assets among a combination of equity and bond index funds and money market funds (the “Underlying Funds”) in proportions based on its own comprehensive investment strategy.

LifePath Index 2060 Fund seeks to provide for retirement outcomes based on quantitatively measured risk. BFA employs a multi-dimensional approach to assess risk for LifePath Index 2060 Fund and to determine LifePath Index 2060 Fund’s allocation across asset classes. As part of this multi-dimensional approach, BFA aims to quantify risk using proprietary risk measurement tools that, among other things, analyze historical and forward-looking securities market data, including risk, asset class correlations, and expected returns. Under normal circumstances, the Fund intends to invest primarily in affiliated open-end index funds and affiliated exchange-traded funds (“ETFs”).

LifePath Index 2060 Fund will invest, under normal circumstances, at least 80% of its assets in securities or other financial instruments that are components of or have economic characteristics similar to the securities included in its custom benchmark index, the LifePath Index 2060 Fund Custom Benchmark. LifePath Index 2060 Fund is designed for investors expecting to retire or to begin withdrawing assets around the year 2060. The Fund employs a “passive” management approach, attempting to invest in a portfolio of assets whose performance is expected to match approximately the performance of the Fund’s custom benchmark index. As of March 31, 2023, the Fund held approximately 99% of its assets in Underlying Funds designed to track particular equity indexes, approximately 1% of its assets in Underlying Funds designed to track particular bond indexes and the remainder of its assets in Underlying Funds that invest primarily in money market instruments. Certain Underlying Funds may invest in real estate investment trusts (“REITs”), foreign securities, emerging market securities, below investment-grade bonds and derivative securities or instruments, such as options and futures, the value of which is derived from another security, a currency or an index, when seeking to match the performance of a particular market index. The Fund and certain Underlying Funds may also lend securities with a value up to 33 $\frac{1}{3}$ % of their respective total assets to financial institutions that provide cash or securities issued or guaranteed by the U.S. Government as collateral.

Under normal circumstances, the asset allocation will change over time according to a predetermined “glide path” as the Fund approaches its target date. The glide path below represents the shifting of asset classes over time. As the glide path shows, the Fund’s asset allocations become more conservative — prior to retirement — as time elapses. This reflects the need for reduced investment risks as retirement approaches and the need for lower volatility of the Fund, which may be a primary source of income after retirement.

LifePath Index 2060 Fund is one of a group of funds referred to as the “LifePath Index Funds,” each of which seeks to provide for retirement outcomes based on quantitatively measured risk that investors on average may be willing to accept given a particular time horizon. The following chart illustrates the glide path — the target allocation among asset classes as the LifePath Index Funds approach their target dates:



The following table lists the target allocation by years until retirement:

Years Until Retirement	Equity Funds (includes REITs)	Fixed-Income Funds
45	99%	1%
40	99%	1%
35	99%	1%
30	98%	2%
25	95%	5%
20	87%	13%
15	77%	23%
10	65%	35%
5	53%	47%
0	40%	60%

The asset allocation targets are established by the portfolio managers. The investment team, including the portfolio managers, meets regularly to assess market conditions, review the asset allocation targets of the Fund, and determine whether any changes are required to enable the Fund to achieve its investment objective.

Although the asset allocation targets listed for the glide path are general, long-term targets, BFA may periodically adjust the proportion of equity index funds and fixed-income index funds in the Fund, based on an assessment of the current market conditions, the potential contribution of each asset class to the expected risk and return characteristics of the Fund, reallocations of Fund composition to reflect intra-year movement along the glide path and other factors. In general, such adjustments will be limited; however, BFA may determine that a greater degree of variation is warranted to protect the Fund or achieve its investment objective.

BFA's second step in the structuring of the Fund is the selection of the Underlying Funds. Factors such as fund classifications, historical risk and performance, and the relationship to other Underlying Funds in the Fund are considered when selecting Underlying Funds. The specific Underlying Funds selected for the Fund are determined at BFA's discretion and may change as deemed appropriate to allow the Fund to meet its investment objective. See the "Details About the Funds — Information About the Underlying Funds" section of the prospectus for a list of the Underlying Funds, their classification into equity, fixed income or money market funds and a brief description of their investment objectives and primary investment strategies.

Within the prescribed percentage allocations to equity and fixed-income index funds, BFA seeks to diversify the Fund. The allocation to Underlying Funds that track equity indexes may be further diversified by style (including both value and growth), market capitalization (including large cap, mid cap, small cap and emerging growth), region (including domestic and international (including emerging markets)) or other factors. The allocation to Underlying Funds that track fixed-income indexes may be further diversified by sector (including government, corporate, agency, and other sectors), duration (a calculation of the average life of a bond which measures its price risk), credit quality (including non-investment grade debt or junk bonds), geographic location (including U.S. and foreign-issued securities), or other factors. Though BFA seeks to diversify the Fund, certain Underlying Funds may concentrate their investments in specific sectors or geographic regions or countries. The percentage allocation to the various styles of equity and fixed-income Underlying Funds is determined at the discretion of the investment team and can be changed to reflect the current market environment.

Principal Risks of Investing in the Fund

Risk is inherent in all investing. The value of your investment in LifePath Index 2060 Fund, as well as the amount of return you receive on your investment, may fluctuate significantly from day to day and over time. You may lose part or all of your investment in the Fund or your investment may not perform as well as other similar investments. An investment in the Fund is not a bank deposit and it is not insured or guaranteed by the Federal Deposit Insurance Corporation or any other government agency. The following is a summary description of principal risks of investing in the Fund and/or the Underlying Funds. References to the Fund in the description of risks below may include the Underlying Funds in which the Fund invests, as applicable. The relative significance of each risk factor below may change over time and you should review each risk factor carefully.

Principal Risks of the Fund's Investment Strategies

■ **Equity Securities Risk** — Stock markets are volatile. The price of equity securities fluctuates based on changes in a company's financial condition and overall market and economic conditions.

- **Investments in Underlying Funds Risk** — Because the Fund invests substantially all of its assets in Underlying Funds, its investment performance is related to the performance of the Underlying Funds. The Fund's net asset value will change with changes in the value of the Underlying Funds and other securities in which it invests. An investment in the Fund will entail more direct and indirect costs and expenses than a direct investment in the Underlying Funds.
- **Allocation Risk** — The Fund's ability to achieve its investment objective depends upon the Fund's asset class allocation and the mix of Underlying Funds. There is a risk that the asset class allocation or the combination of Underlying Funds may be incorrect in view of actual market conditions. In addition, the asset allocation or the combination of Underlying Funds determined by BFA could result in underperformance as compared to funds with similar investment objectives and strategies.
- **Retirement Income Risk** — The Fund does not provide a guarantee that sufficient capital appreciation will be achieved to provide adequate income at and through retirement. The Fund also does not ensure that you will have assets in your account sufficient to cover your retirement expenses or that you will have enough saved to be able to retire in the target year identified in the Fund's name; this will depend on the amount of money you have invested in the Fund, the length of time you have held your investment, the returns of the markets over time, the amount you spend in retirement, and your other assets and income sources.
- **Affiliated Fund Risk** — In managing the Fund, BFA will have authority to select and substitute underlying funds and ETFs. BFA may be subject to potential conflicts of interest in selecting underlying funds and ETFs because the fees paid to BFA by some underlying funds and ETFs are higher than the fees paid by other underlying funds and ETFs. However, BFA is a fiduciary to the Fund and is legally obligated to act in the Fund's best interests when selecting underlying funds and ETFs. If an underlying fund or ETF holds interests in an affiliated fund, the Fund may be prohibited from purchasing shares of that underlying fund or ETF.
- **Market Risk and Selection Risk** — Market risk is the risk that one or more markets in which the Fund invests will go down in value, including the possibility that the markets will go down sharply and unpredictably. The value of a security or other asset may decline due to changes in general market conditions, economic trends or events that are not specifically related to the issuer of the security or other asset, or factors that affect a particular issuer or issuers, exchange, country, group of countries, region, market, industry, group of industries, sector or asset class. Local, regional or global events such as war, acts of terrorism, the spread of infectious illness or other public health issues like pandemics or epidemics, recessions, or other events could have a significant impact on the Fund and its investments. Selection risk is the risk that the securities selected by Fund management will underperform the markets, the relevant indices or the securities selected by other funds with similar investment objectives and investment strategies. This means you may lose money.

An outbreak of an infectious coronavirus (COVID-19) that was first detected in December 2019 developed into a global pandemic that has resulted in numerous disruptions in the market and has had significant economic impact leaving general concern and uncertainty. Although vaccines have been developed and approved for use by various governments, the duration of the pandemic and its effects cannot be predicted with certainty. The impact of this coronavirus, and other epidemics and pandemics that may arise in the future, could affect the economies of many nations, individual companies and the market in general ways that cannot necessarily be foreseen at the present time.
- **Risk of Investing in the United States** — Certain changes in the U.S. economy, such as when the U.S. economy weakens or when its financial markets decline, may have an adverse effect on the securities to which the Fund has exposure.

Principal Risks of the Underlying Funds

- **Asset Class Risk** — Securities and other assets or financial instruments in the underlying index of an Underlying Fund or in an Underlying Fund's portfolio may underperform in comparison to the general financial markets, a particular financial market or other asset classes.
- **Authorized Participant Concentration Risk** — Only an authorized participant may engage in creation or redemption transactions directly with an ETF, and none of those authorized participants is obligated to engage in creation and/or redemption transactions. The Underlying Funds that are ETFs have a limited number of institutions that may act as authorized participants on an agency basis (i.e., on behalf of other market participants). To the extent that authorized participants exit the business or are unable to proceed with creation or redemption orders with respect to an ETF and no other authorized participant is able to step forward to create or redeem, the ETF shares may be more likely to trade at a premium or discount to net asset value and possibly face trading halts or delisting. Authorized participant concentration risk may be heightened for ETFs that invest in securities issued by non-U.S. issuers or other securities or instruments that have lower trading volumes.
- **Concentration Risk** — To the extent that an underlying index of an Underlying Fund is concentrated in the securities of companies, a particular market, industry, group of industries, sector or asset class, country, region or group of countries, that Underlying Fund may be adversely affected by the performance of those securities, may be subject to increased price volatility and may be more susceptible to adverse economic, market, political or regulatory occurrences affecting that market, industry, group of industries, sector or asset class, country, region or group of countries.

■ **Currency Risk** — Because the net asset value of an Underlying Fund that is an ETF is determined in U.S. dollars, the Underlying Fund’s net asset value could decline if the currency of a non-U.S. market in which the Underlying Fund invests depreciates against the U.S. dollar or if there are delays or limits on repatriation of such currency. Currency exchange rates can be very volatile and can change quickly and unpredictably. As a result, the net asset value of an Underlying Fund that is an ETF may change quickly and without warning.

■ **Depository Receipts Risk** — Depository receipts are generally subject to the same risks as the foreign securities that they evidence or into which they may be converted. In addition to investment risks associated with the underlying issuer, depository receipts expose the Fund to additional risks associated with the non-uniform terms that apply to depository receipt programs, credit exposure to the depository bank and to the sponsors and other parties with whom the depository bank establishes the programs, currency risk and the risk of an illiquid market for depository receipts. The issuers of unsponsored depository receipts are not obligated to disclose information that is, in the United States, considered material. Therefore, there may be less information available regarding these issuers and there may not be a correlation between such information and the market value of the depository receipts.

■ **Derivatives Risk** — The Fund’s use of derivatives may increase its costs, reduce the Fund’s returns and/or increase volatility. Derivatives involve significant risks, including:

Volatility Risk — Volatility is defined as the characteristic of a security, an index or a market to fluctuate significantly in price within a short time period. A risk of the Fund’s use of derivatives is that the fluctuations in their values may not correlate with the overall securities markets.

Counterparty Risk — Derivatives are also subject to counterparty risk, which is the risk that the other party in the transaction will not fulfill its contractual obligation.

Market and Illiquidity Risk — The possible lack of a liquid secondary market for derivatives and the resulting inability of the Fund to sell or otherwise close a derivatives position could expose the Fund to losses and could make derivatives more difficult for the Fund to value accurately.

Valuation Risk — Valuation may be more difficult in times of market turmoil since many investors and market makers may be reluctant to purchase complex instruments or quote prices for them.

Hedging Risk — Hedges are sometimes subject to imperfect matching between the derivative and the underlying security, and there can be no assurance that the Fund’s hedging transactions will be effective. The use of hedging may result in certain adverse tax consequences.

Tax Risk — Certain aspects of the tax treatment of derivative instruments, including swap agreements and commodity-linked derivative instruments, are currently unclear and may be affected by changes in legislation, regulations or other legally binding authority. Such treatment may be less favorable than that given to a direct investment in an underlying asset and may adversely affect the timing, character and amount of income the Fund realizes from its investments.

Regulatory Risk — Derivative contracts, including, without limitation, swaps, currency forwards and non-deliverable forwards, are subject to regulation under the Dodd-Frank Wall Street Reform and Consumer Protection Act (the “Dodd-Frank Act”) in the United States and under comparable regimes in Europe, Asia and other non-U.S. jurisdictions. Under the Dodd-Frank Act, with respect to uncleared swaps, swap dealers are required to collect variation margin from the Fund and may be required by applicable regulations to collect initial margin from the Fund. Both initial and variation margin may be comprised of cash and/or securities, subject to applicable regulatory haircuts. Shares of investment companies (other than certain money market funds) may not be posted as collateral under applicable regulations.

In addition, regulations adopted by global prudential regulators that are now in effect require certain bank-regulated counterparties and certain of their affiliates to include in certain financial contracts, including many derivatives contracts, terms that delay or restrict the rights of counterparties, such as the Fund, to terminate such contracts, foreclose upon collateral, exercise other default rights or restrict transfers of credit support in the event that the counterparty and/or its affiliates are subject to certain types of resolution or insolvency proceedings. The implementation of these requirements with respect to derivatives, as well as regulations under the Dodd-Frank Act regarding clearing, mandatory trading and margining of other derivatives, may increase the costs and risks to the Fund of trading in these instruments and, as a result, may affect returns to investors in the Fund.

On October 28, 2020, the Securities and Exchange Commission adopted new regulations governing the use of derivatives by registered investment companies (“Rule 18f-4”). The Fund will be required to implement and comply with Rule 18f-4 by August 19, 2022. Once implemented, Rule 18f-4 will impose limits on the amount of derivatives a fund can enter into, eliminate the asset segregation framework currently used by funds to comply with Section 18 of the Investment Company Act of 1940, as amended, treat derivatives as senior securities and require funds whose use of derivatives is more than a limited specified exposure amount to establish and maintain a comprehensive derivatives risk management program and appoint a derivatives risk manager.

- **Emerging Markets Risk** — Emerging markets are riskier than more developed markets because they tend to develop unevenly and may never fully develop. Investments in emerging markets may be considered speculative. Emerging markets are more likely to experience hyperinflation and currency devaluations, which adversely affect returns to U.S. investors. In addition, many emerging securities markets have far lower trading volumes and less liquidity than developed markets.
- **Foreign Securities Risk** — Foreign investments often involve special risks not present in U.S. investments that can increase the chances that the Fund will lose money. These risks include:
 - The Fund generally holds its foreign securities and cash in foreign banks and securities depositories, which may be recently organized or new to the foreign custody business and may be subject to only limited or no regulatory oversight.
 - Changes in foreign currency exchange rates can affect the value of the Fund's portfolio.
 - The economies of certain foreign markets may not compare favorably with the economy of the United States with respect to such issues as growth of gross national product, reinvestment of capital, resources and balance of payments position.
 - The governments of certain countries, or the U.S. Government with respect to certain countries, may prohibit or impose substantial restrictions through capital controls and/or sanctions on foreign investments in the capital markets or certain industries in those countries, which may prohibit or restrict the ability to own or transfer currency, securities, derivatives or other assets.
 - Many foreign governments do not supervise and regulate stock exchanges, brokers and the sale of securities to the same extent as does the United States and may not have laws to protect investors that are comparable to U.S. securities laws.
 - Settlement and clearance procedures in certain foreign markets may result in delays in payment for or delivery of securities not typically associated with settlement and clearance of U.S. investments.
 - The Fund's claims to recover foreign withholding taxes may not be successful, and if the likelihood of recovery of foreign withholding taxes materially decreases, due to, for example, a change in tax regulation or approach in the foreign country, accruals in the Fund's net asset value for such refunds may be written down partially or in full, which will adversely affect the Fund's net asset value.
 - The European financial markets have recently experienced volatility and adverse trends due to concerns about economic downturns in, or rising government debt levels of, several European countries as well as acts of war in the region. These events may spread to other countries in Europe and may affect the value and liquidity of certain of the Fund's investments.
- **Geographic Risk** — Some of the companies in which the Fund invests are located in parts of the world that have historically been prone to natural disasters, such as earthquakes, tornadoes, volcanic eruptions, droughts, floods, hurricanes or tsunamis, and are economically sensitive to environmental events. Any such event may adversely impact the economies of these geographic areas or business operations of companies in these geographic areas, causing an adverse impact on the value of the Fund.
- **Income Risk** — The Fund's income may decline due to a decline in inflation, deflation or changes in inflation expectations.
- **Index-Related Risk** — There is no guarantee that an Underlying Fund's investment results will have a high degree of correlation to those of its underlying index or that the Underlying Fund will achieve its investment objective. Market disruptions or high volatility, other unusual market circumstances and regulatory restrictions could have an adverse effect on an Underlying Fund's ability to adjust its exposure to the required levels in order to track its underlying index. Errors in index data, index computations or the construction of an underlying index in accordance with its methodology may occur from time to time and may not be identified and corrected by the index provider for a period of time or at all, which may have an adverse impact on an Underlying Fund and its shareholders. Unusual market conditions may cause the index provider to postpone a scheduled rebalance, which could cause an underlying index to vary from its normal or expected composition.

An index fund has operating and other expenses while an index does not. As a result, while an Underlying Fund that is an index fund will attempt to track its underlying index as closely as possible, it will tend to underperform the underlying index to some degree over time. If an index fund is properly correlated to its stated index, the fund will perform poorly when the index performs poorly.
- **Issuer Risk** — Fund performance depends on the performance of individual securities to which the Fund has exposure. Changes in the financial condition or credit rating of an issuer of those securities may cause the value of the securities to decline.
- **Management Risk** — As an Underlying Fund may not fully replicate its underlying index, it is subject to the risk that the Underlying Fund's investment manager's investment strategy may not produce the intended results.

- **Money Market Securities Risk** — If market conditions improve while the Fund has invested some or all of its assets in high quality money market securities, this strategy could result in reducing the potential gain from the market upswing, thus reducing the Fund’s opportunity to achieve its investment objective.
- **National Closed Market Trading Risk** — To the extent that the underlying securities and/or other assets held by an Underlying Fund that is an ETF trade on foreign exchanges or in foreign markets that may be closed when the securities exchange on which the Underlying Fund’s shares trade is open, there are likely to be deviations between the current price of such an underlying security and the last quoted price for the underlying security (*i.e.*, an Underlying Fund’s quote from the closed foreign market). The impact of a closed foreign market on an Underlying Fund is likely to be greater where a large portion of the Underlying Fund’s underlying securities and/or other assets trade on that closed foreign market or when the foreign market is closed for unscheduled reasons. These deviations could result in premiums or discounts to one or more of the Underlying Funds’ net asset values that may be greater than those experienced by other ETFs.
- **Passive Investment Risk** — Because BFA does not select individual companies in the underlying indexes for certain Underlying Funds, those Underlying Funds may hold securities of companies that present risks that an investment adviser researching individual securities might seek to avoid.
- **Preferred Securities Risk** — Preferred securities may pay fixed or adjustable rates of return. Preferred securities are subject to issuer-specific and market risks applicable generally to equity securities. In addition, a company’s preferred securities generally pay dividends only after the company makes required payments to holders of its bonds and other debt. For this reason, the value of preferred securities will usually react more strongly than bonds and other debt to actual or perceived changes in the company’s financial condition or prospects. Preferred securities of smaller companies may be more vulnerable to adverse developments than preferred securities of larger companies.
- **Real Estate-Related Securities Risk** — The main risk of real estate-related securities is that the value of the underlying real estate may go down. Many factors may affect real estate values. These factors include both the general and local economies, vacancy rates, tenant bankruptcies, the ability to re-lease space under expiring leases on attractive terms, the amount of new construction in a particular area, the laws and regulations (including zoning, environmental and tax laws) affecting real estate and the costs of owning, maintaining and improving real estate. The availability of mortgage financing and changes in interest rates may also affect real estate values. If the Fund’s real estate-related investments are concentrated in one geographic area or in one property type, the Fund will be particularly subject to the risks associated with that area or property type. Many issuers of real estate-related securities are highly leveraged, which increases the risk to holders of such securities. The value of the securities the Fund buys will not necessarily track the value of the underlying investments of the issuers of such securities.
- **REIT Investment Risk** — Investments in REITs involve unique risks. REITs may have limited financial resources, may trade less frequently and in limited volume, may engage in dilutive offerings of securities and may be more volatile than other securities. REIT issuers may also fail to maintain their exemptions from investment company registration or fail to qualify for the “dividends paid deduction” under the Internal Revenue Code of 1986, as amended (the “Internal Revenue Code”), which allows REITs to reduce their corporate taxable income for dividends paid to their shareholders.
- **Representative Sampling Risk** — Representative sampling is a method of indexing that involves investing in a representative sample of securities that collectively have a similar investment profile to the index and resemble the index in terms of risk factors and other key characteristics. A passively managed ETF may or may not hold every security in the index. When an ETF deviates from a full replication indexing strategy to utilize a representative sampling strategy, the ETF is subject to an increased risk of tracking error, in that the securities selected in the aggregate for the ETF may not have an investment profile similar to those of its index.
- **Shares of an ETF May Trade at Prices Other Than Net Asset Value** — Shares of an ETF trade on exchanges at prices at, above or below their most recent net asset value. The per share net asset value of an ETF is calculated at the end of each business day and fluctuates with changes in the market value of the ETF’s holdings since the most recent calculation. The trading prices of an ETF’s shares fluctuate continuously throughout trading hours based on market supply and demand rather than net asset value. The trading prices of an ETF’s shares may deviate significantly from net asset value during periods of market volatility. Any of these factors may lead to an ETF’s shares trading at a premium or discount to net asset value. However, because shares can be created and redeemed in creation units, which are aggregated blocks of shares that authorized participants who have entered into agreements with the ETF’s distributor can purchase or redeem directly from the ETF, at net asset value (unlike shares of many closed-end funds, which frequently trade at appreciable discounts from, and sometimes at premiums to, their net asset values), large discounts or premiums to the net asset value of an ETF are not likely to be sustained over the long-term. While the creation/redemption feature is designed to make it likely that an ETF’s shares normally trade on exchanges at prices close to the ETF’s next calculated net asset value, exchange prices are not expected to correlate exactly with an ETF’s net asset value due to timing reasons as well as market supply and demand factors. In addition, disruptions to creations and redemptions or the existence of extreme market

volatility may result in trading prices that differ significantly from net asset value. If a shareholder purchases at a time when the market price is at a premium to the net asset value or sells at a time when the market price is at a discount to the net asset value, the shareholder may sustain losses.

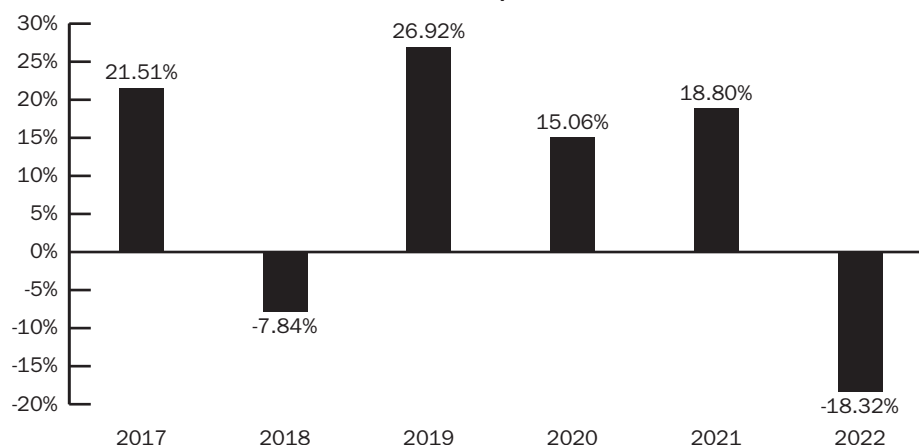
- **Small and Mid-Capitalization Company Risk** — Companies with small or mid-size market capitalizations will normally have more limited product lines, markets and financial resources and will be dependent upon a more limited management group than larger capitalized companies. In addition, it is more difficult to get information on smaller companies, which tend to be less well known, have shorter operating histories, do not have significant ownership by large investors and are followed by relatively few securities analysts.
- **Structured Products Risk** — Holders of structured products bear risks of the underlying investments, index or reference obligation and are subject to counterparty risk. The Fund may have the right to receive payments only from the structured product, and generally does not have direct rights against the issuer or the entity that sold the assets to be securitized. Certain structured products may be thinly traded or have a limited trading market. In addition to the general risks associated with debt securities discussed herein, structured products carry additional risks, including, but not limited to: the possibility that distributions from collateral securities will not be adequate to make interest or other payments; the quality of the collateral may decline in value or default; and the possibility that the structured products are subordinate to other classes. Structured notes are based upon the movement of one or more factors, including currency exchange rates, interest rates, reference bonds and stock indices, and changes in interest rates and impact of these factors may cause significant price fluctuations. Additionally, changes in the reference instrument or security may cause the interest rate on the structured note to be reduced to zero.
- **Tracking Error Risk** — Tracking error is the divergence of an Underlying Fund's performance from that of its underlying index. Tracking error may occur because of differences between the securities and other instruments held in an Underlying Fund's portfolio and those included in its underlying index, pricing differences (including, as applicable, differences between a security's price at the local market close and an Underlying Fund's valuation of a security at the time of calculation of an Underlying Fund's net asset value), differences in transaction costs, an Underlying Fund's holding of uninvested cash, differences in timing of the accrual of or the valuation of dividends or other distributions, interest, the requirements to maintain pass-through tax treatment, portfolio transactions carried out to minimize the distribution of capital gains to shareholders, changes to an underlying index and the cost to an Underlying Fund of complying with various new or existing regulatory requirements. These risks may be heightened during times of increased market volatility or other unusual market conditions. In addition, tracking error may result because an Underlying Fund incurs fees and expenses, while its underlying index does not.
- **Treasury Obligations Risk** — Direct obligations of the U.S. Treasury have historically involved little risk of loss of principal if held to maturity. However, due to fluctuations in interest rates, the market value of such securities may vary during the period shareholders own shares of the Fund.
- **U.S. Government Issuer Risk** — Treasury obligations may differ in their interest rates, maturities, times of issuance and other characteristics. Obligations of U.S. Government agencies and authorities are supported by varying degrees of credit but generally are not backed by the full faith and credit of the U.S. Government. No assurance can be given that the U.S. Government will provide financial support to its agencies and authorities if it is not obligated by law to do so.
- **Valuation Risk** — The price the Fund could receive upon the sale of a security or unwind of a financial instrument or other asset may differ from the Fund's valuation of the security or other asset and from the value used by the Underlying Index, particularly for securities or other assets that trade in low volume or volatile markets, or assets that are impacted by market disruption events or that are valued using a fair value methodology as a result of trade suspensions or for other reasons. In addition, the value of the securities or other assets in the Fund's portfolio may change on days or during time periods when shareholders will not be able to purchase or sell the Fund's shares. The Fund's ability to value investments may be impacted by technological issues or errors by pricing services or other third-party service providers.

Performance Information

The information shows how the Fund's performance has varied year by year and provides some indication of the risks of investing in the Fund. The average annual total returns table compares the performance of LifePath Index 2060 Fund to that of the Russell 1000[®] Index and the LifePath Index 2060 Fund Custom Benchmark, a customized weighted index comprised of the Bloomberg U.S. Long Credit Bond Index, Bloomberg U.S. Intermediate Credit Bond Index, Bloomberg U.S. Long Government Bond Index, Bloomberg U.S. Intermediate Government Bond Index and Bloomberg U.S. Securitized: MBS, ABS and CMBS Index, Bloomberg U.S. Treasury Inflation Protected Securities (TIPS) Index (Series-L), FTSE EPRA Nareit Developed Index, MSCI ACWI ex USA IMI Index, Russell 1000[®] Index and Russell 2000[®] Index, which are representative of the asset classes in which LifePath Index 2060 Fund invests according to their weightings as of the most recent quarter-end. Prior to May 31, 2022, the LifePath Index 2060 Fund Custom Benchmark was comprised of the Bloomberg U.S. Aggregate Bond Index, Bloomberg U.S. Treasury Inflation Protected

Securities (TIPS) Index (Series-L), FTSE EPRA Nareit Developed Index, MSCI ACWI ex USA IMI Index, Russell 1000® Index and Russell 2000® Index. The weightings of the indexes in the LifePath Index 2060 Fund Custom Benchmark are adjusted periodically to reflect the investment adviser’s evaluation and adjustment of LifePath Index 2060 Fund’s asset allocation strategy. The returns of the LifePath Index 2060 Fund Custom Benchmark shown in the average annual total returns table are not recalculated or restated when they are adjusted to reflect LifePath Index 2060 Fund’s asset allocation strategy but rather reflect the LifePath Index 2060 Fund Custom Benchmark’s actual allocation over time, which may be different from the current allocation. To the extent that dividends and distributions have been paid by LifePath Index 2060 Fund, the performance information for the Fund in the chart and table assumes reinvestment of the dividends and distributions. How LifePath Index 2060 Fund performed in the past (before and after taxes) is not necessarily an indication of how it will perform in the future. The table includes all applicable fees. If BFA, BAL and their affiliates had not waived or reimbursed certain LifePath Index 2060 Fund expenses during these periods, LifePath Index 2060 Fund’s returns would have been lower. Updated information on LifePath Index 2060 Fund’s performance, including its current net asset value, can be obtained by visiting <http://www.blackrock.com> or can be obtained by phone at (800) 882-0052.

**Class K Shares
ANNUAL TOTAL RETURNS
LifePath Index 2060 Fund
As of 12/31**



During the periods shown in the bar chart, the highest return for a quarter was 19.21% (quarter ended June 30, 2020) and the lowest return for a quarter was –22.07% (quarter ended March 31, 2020).

**For the periods ended 12/31/22
Average Annual Total Returns**

	1 Year	5 Years	Since Inception (February 29, 2016)
LifePath Index 2060 Fund — Class K Shares			
Return Before Taxes	(18.32)%	5.48%	9.26%
Return After Taxes on Distributions	(18.72)%	4.80%	8.56%
Return After Taxes on Distributions and Sale of Fund Shares	(10.63)%	4.09%	7.22%
LifePath Index 2060 Fund Custom Benchmark (Reflects no deduction for fees, expenses or taxes)	(18.40)%	5.43%	9.21%
Russell 1000® Index (Reflects no deduction for fees, expenses or taxes)	(19.13)%	9.13%	12.47%

After-tax returns are calculated using the historical highest individual federal marginal income tax rates and do not reflect the impact of state and local taxes. Actual after-tax returns depend on the investor’s tax situation and may differ from those shown, and the after-tax returns shown are not relevant to investors who hold their shares through tax-deferred arrangements, such as 401(k) plans or individual retirement accounts.

Investment Adviser

The Fund’s investment manager is BlackRock Fund Advisors (previously defined as “BFA”).

Portfolio Managers

Name	Portfolio Manager of the Fund Since	Title
Chris Chung, CFA	2020	Managing Director of BlackRock, Inc.
Lisa O'Connor, CFA	2020	Managing Director of BlackRock, Inc.
Greg Savage, CFA	2018	Managing Director of BlackRock, Inc.
Paul Whitehead	2023	Managing Director of BlackRock, Inc.

Purchase and Sale of Fund Shares

Class K Shares of the Fund are available only to (i) certain employee benefit plans, such as health savings accounts, and certain employer-sponsored retirement plans (not including SEP IRAs, SIMPLE IRAs and SARSEPs) (collectively, "Employer-Sponsored Retirement Plans"), (ii) collective trust funds, investment companies and other pooled investment vehicles, each of which may purchase shares of the Fund through a Financial Intermediary that has entered into an agreement with the Fund's distributor to purchase such shares, (iii) "Institutional Investors," which include, but are not limited to, endowments, foundations, family offices, banks and bank trusts, local, city, and state governmental institutions, corporations and insurance company separate accounts, each of which may purchase shares of the Fund through a Financial Intermediary that has entered into an agreement with the Fund's distributor to purchase such shares, (iv) clients of private banks that purchase shares of the Fund through a Financial Intermediary that has entered into an agreement with the Fund's distributor to sell such shares, (v) fee-based advisory platforms of a Financial Intermediary that (a) has specifically acknowledged in a written agreement with the Fund's distributor and/or its affiliate(s) that the Financial Intermediary shall offer such shares to fee-based advisory clients through an omnibus account held at the Fund or (b) transacts in the Fund's shares through another intermediary that has executed such an agreement and (vi) any other investors who met the eligibility criteria for BlackRock Shares or Class K Shares prior to August 15, 2016 and have continually held Class K Shares of the Fund in the same account since August 15, 2016.

You may purchase or redeem shares of the Fund each day the New York Stock Exchange is open. Purchase orders may also be placed by calling (800) 537-4942, by mail (c/o BlackRock Funds III, P.O. Box 534429, Pittsburgh, Pennsylvania 15253-4429), or online at www.blackrock.com. Institutional Investors are subject to a \$5 million minimum initial investment requirement. Other investors, including Employer-Sponsored Retirement Plans, have no minimum initial investment requirement. There is no minimum investment amount for additional purchases.

Tax Information

Different income tax rules apply depending on whether you are invested through a qualified tax-exempt plan described in section 401(a) of the Internal Revenue Code. If you are invested through such a plan (and Fund shares are not "debt-financed property" to the plan), then the dividends paid by the Fund and the gain realized from a redemption or exchange of Fund shares will generally not be subject to U.S. federal income taxes until you withdraw or receive distributions from the plan. If you are not invested through such a plan, then the Fund's dividends and gain from a redemption or exchange may be subject to U.S. federal income taxes and may be taxed as ordinary income or capital gains, unless you are a tax-exempt investor.

Payments to Broker/Dealers and Other Financial Intermediaries

If you purchase shares of the Fund through a Financial Intermediary, the Fund and BlackRock Investments, LLC, the Fund's distributor, or its affiliates may pay the Financial Intermediary for the sale of Fund shares and related services. These payments may create a conflict of interest by influencing the Financial Intermediary and your individual financial professional to recommend the Fund over another investment.

Class K Shares are only available through a Financial Intermediary if the Financial Intermediary will not receive from Fund assets, or the Fund's distributor's or an affiliate's resources, any commission payments, shareholder servicing fees (including sub-transfer agent and networking fees), or distribution fees (including Rule 12b-1 fees) with respect to assets invested in Class K Shares.

Ask your individual financial professional or visit your Financial Intermediary's website for more information.

Fund Overview

Key Facts About BlackRock LifePath® Index 2065 Fund

Investment Objective

The investment objective of BlackRock LifePath® Index 2065 Fund (“LifePath Index 2065 Fund” or the “Fund”), a series of BlackRock Funds III (the “Trust”), is to seek to provide for retirement outcomes based on quantitatively measured risk. In pursuit of this objective, LifePath Index 2065 Fund will be broadly diversified across global asset classes, with asset allocations becoming more conservative over time.

Fees and Expenses of the Fund

This table describes the fees and expenses that you may pay if you buy, hold and sell Class K Shares of LifePath Index 2065 Fund. **You may pay other fees, such as brokerage commissions and other fees to your financial professional or your selected securities dealer, broker, investment adviser, service provider or industry professional (including BlackRock Fund Advisors (“BFA”) and its affiliates) (each, a “Financial Intermediary”), which are not reflected in the table and example below.**

Annual Fund Operating Expenses (expenses that you pay each year as a percentage of the value of your investment)	Class K Shares
Management Fee ¹	0.05%
Distribution and/or Service (12b-1) Fees	0.00%
Other Expenses ^{1,3}	0.06%
Administration Fee ¹	0.04%
Independent Expenses ³	0.02%
Acquired Fund Fees and Expenses ^{1,2}	0.06%
Total Annual Fund Operating Expenses ²	0.17%
Fee Waivers and/or Expense Reimbursements ^{1,3}	(0.08)%
Total Annual Fund Operating Expenses After Fee Waivers and/or Expense Reimbursements ^{1,3}	0.09%

¹ As described in the “Management of the Funds” section of the Fund’s prospectus beginning on page 145, BFA and BlackRock Advisors, LLC (“BAL”) have contractually agreed to reimburse the Fund for Acquired Fund Fees and Expenses up to a maximum amount equal to the combined Management Fee and Administration Fee of each share class through June 30, 2024. In addition, BFA has contractually agreed to waive its management fees by the amount of investment advisory fees the Fund pays to BFA indirectly through its investment in money market funds managed by BFA or its affiliates, through June 30, 2024. The contractual agreements may be terminated upon 90 days’ notice by a majority of the non-interested trustees of the Trust or by a vote of a majority of the outstanding voting securities of the Fund.

² Total Annual Fund Operating Expenses do not correlate to the ratio of expenses to average net assets given in the Fund’s most recent annual report, which does not include Acquired Fund Fees and Expenses.

³ Independent Expenses consist of the Fund’s allocable portion of the fees and expenses of the independent trustees of the Trust, counsel to such independent trustees and the independent registered public accounting firm that provides audit services to the Fund. BAL and BFA have contractually agreed to reimburse, or provide offsetting credits to, the Fund for Independent Expenses through June 30, 2033. After giving effect to such contractual arrangements, Independent Expenses will be 0.00%. Such contractual arrangements may not be terminated prior to July 1, 2033 without the consent of the Board of Trustees of the Trust.

Example:

This Example is intended to help you compare the cost of investing in Class K Shares of the Fund with the cost of investing in other mutual funds. The Example assumes that you invest \$10,000 in Class K Shares of the Fund for the time periods indicated and then redeem all of your shares at the end of those periods. The Example also assumes that your investment has a 5% return each year and that the Fund’s operating expenses remain the same. Although your actual costs may be higher or lower, based on these assumptions your costs would be:

	1 Year	3 Years	5 Years	10 Years
Class K Shares	\$9	\$42	\$79	\$186

Portfolio Turnover:

The Fund pays transaction costs, such as commissions, when it buys and sells securities (or “turns over” its portfolio). A higher portfolio turnover rate may indicate higher transaction costs and may result in higher taxes when shares are held in a taxable account. These costs, which are not reflected in annual fund operating expenses or in the Example, affect the Fund’s performance. During the most recent fiscal year, the Fund’s portfolio turnover rate was 8% of the average value of its portfolio.

Principal Investment Strategies of the Fund

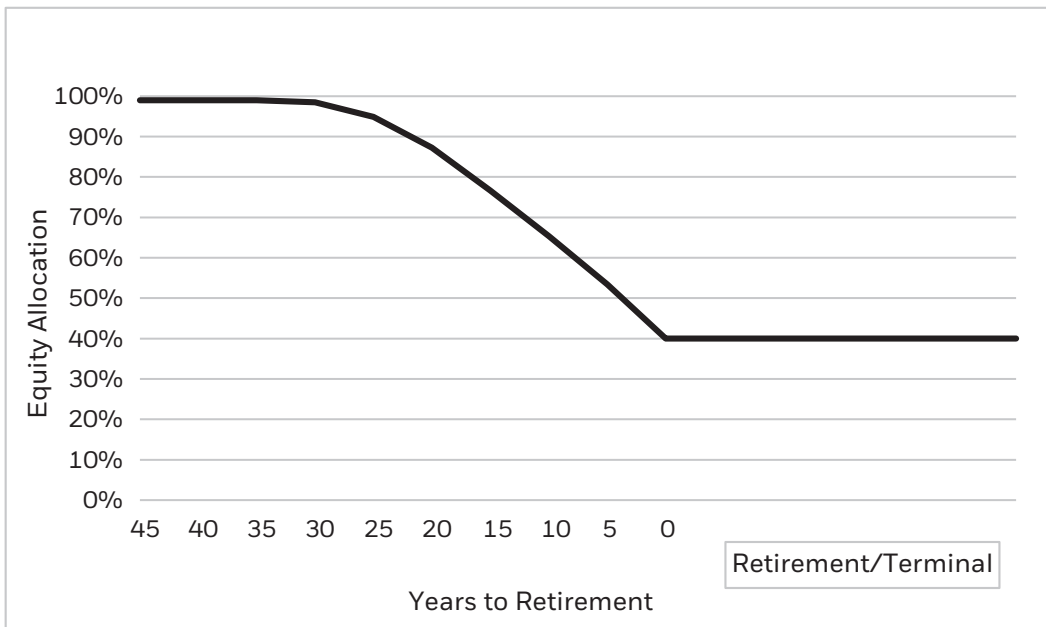
LifePath Index 2065 Fund allocates and reallocates its assets among a combination of equity and bond index funds and money market funds (the “Underlying Funds”) in proportions based on its own comprehensive investment strategy.

LifePath Index 2065 Fund seeks to provide for retirement outcomes based on quantitatively measured risk. BFA employs a multi-dimensional approach to assess risk for LifePath Index 2065 Fund and to determine LifePath Index 2065 Fund’s allocation across asset classes. As part of this multi-dimensional approach, BFA aims to quantify risk using proprietary risk measurement tools that, among other things, analyze historical and forward-looking securities market data, including risk, asset class correlations, and expected returns. Under normal circumstances, the Fund intends to invest primarily in affiliated open-end index funds and affiliated exchange-traded funds (“ETFs”).

LifePath Index 2065 Fund will invest, under normal circumstances, at least 80% of its assets in securities or other financial instruments that are components of or have economic characteristics similar to the securities included in its custom benchmark index, the LifePath Index 2065 Fund Custom Benchmark. LifePath Index 2065 Fund is designed for investors expecting to retire or to begin withdrawing assets around the year 2065. The Fund employs a “passive” management approach, attempting to invest in a portfolio of assets whose performance is expected to match approximately the performance of the Fund’s custom benchmark index. As of March 31, 2023, the Fund held approximately 99% of its assets in Underlying Funds designed to track particular equity indexes, approximately 1% of its assets in Underlying Funds designed to track particular bond indexes and the remainder of its assets in Underlying Funds that invest primarily in money market instruments. Certain Underlying Funds may invest in real estate investment trusts (“REITs”), foreign securities, emerging market securities, below investment-grade bonds and derivative securities or instruments, such as options and futures, the value of which is derived from another security, a currency or an index, when seeking to match the performance of a particular market index. The Fund and certain Underlying Funds may also lend securities with a value up to 33 $\frac{1}{3}$ % of their respective total assets to financial institutions that provide cash or securities issued or guaranteed by the U.S. Government as collateral.

Under normal circumstances, the asset allocation will change over time according to a predetermined “glide path” as the Fund approaches its target date. The glide path below represents the shifting of asset classes over time. As the glide path shows, the Fund’s asset allocations become more conservative — prior to retirement — as time elapses. This reflects the need for reduced investment risks as retirement approaches and the need for lower volatility of the Fund, which may be a primary source of income after retirement.

LifePath Index 2065 Fund is one of a group of funds referred to as the “LifePath Index Funds,” each of which seeks to provide for retirement outcomes based on quantitatively measured risk that investors on average may be willing to accept given a particular time horizon. The following chart illustrates the glide path — the target allocation among asset classes as the LifePath Index Funds approach their target dates:



The following table lists the target allocation by years until retirement:

Years Until Retirement	Equity Funds (includes REITs)	Fixed-Income Funds
45	99%	1%
40	99%	1%
35	99%	1%
30	98%	2%
25	95%	5%
20	87%	13%
15	77%	23%
10	65%	35%
5	53%	47%
0	40%	60%

The asset allocation targets are established by the portfolio managers. The investment team, including the portfolio managers, meets regularly to assess market conditions, review the asset allocation targets of the Fund, and determine whether any changes are required to enable the Fund to achieve its investment objective.

Although the asset allocation targets listed for the glide path are general, long-term targets, BFA may periodically adjust the proportion of equity index funds and fixed-income index funds in the Fund, based on an assessment of the current market conditions, the potential contribution of each asset class to the expected risk and return characteristics of the Fund, reallocations of Fund composition to reflect intra-year movement along the glide path and other factors. In general, such adjustments will be limited; however, BFA may determine that a greater degree of variation is warranted to protect the Fund or achieve its investment objective.

BFA's second step in the structuring of the Fund is the selection of the Underlying Funds. Factors such as fund classifications, historical risk and performance, and the relationship to other Underlying Funds in the Fund are considered when selecting Underlying Funds. The specific Underlying Funds selected for the Fund are determined at BFA's discretion and may change as deemed appropriate to allow the Fund to meet its investment objective. See the "Details About the Funds — Information About the Underlying Funds" section of the prospectus for a list of the Underlying Funds, their classification into equity, fixed income or money market funds and a brief description of their investment objectives and primary investment strategies.

Within the prescribed percentage allocations to equity and fixed-income index funds, BFA seeks to diversify the Fund. The allocation to Underlying Funds that track equity indexes may be further diversified by style (including both value and growth), market capitalization (including large cap, mid cap, small cap and emerging growth), region (including domestic and international (including emerging markets)) or other factors. The allocation to Underlying Funds that track fixed-income indexes may be further diversified by sector (including government, corporate, agency, and other sectors), duration (a calculation of the average life of a bond which measures its price risk), credit quality (including non-investment grade debt or junk bonds), geographic location (including U.S. and foreign-issued securities), or other factors. Though BFA seeks to diversify the Fund, certain Underlying Funds may concentrate their investments in specific sectors or geographic regions or countries. The percentage allocation to the various styles of equity and fixed-income Underlying Funds is determined at the discretion of the investment team and can be changed to reflect the current market environment.

Principal Risks of Investing in the Fund

Risk is inherent in all investing. The value of your investment in LifePath Index 2065 Fund, as well as the amount of return you receive on your investment, may fluctuate significantly from day to day and over time. You may lose part or all of your investment in the Fund or your investment may not perform as well as other similar investments. An investment in the Fund is not a bank deposit and it is not insured or guaranteed by the Federal Deposit Insurance Corporation or any other government agency. The following is a summary description of principal risks of investing in the Fund and/or the Underlying Funds. References to the Fund in the description of risks below may include the Underlying Funds in which the Fund invests, as applicable. The relative significance of each risk factor below may change over time and you should review each risk factor carefully.

Principal Risks of the Fund's Investment Strategies

- **Equity Securities Risk** — Stock markets are volatile. The price of equity securities fluctuates based on changes in a company's financial condition and overall market and economic conditions.
- **Investments in Underlying Funds Risk** — Because the Fund invests substantially all of its assets in Underlying Funds, its investment performance is related to the performance of the Underlying Funds. The Fund's net asset

value will change with changes in the value of the Underlying Funds and other securities in which it invests. An investment in the Fund will entail more direct and indirect costs and expenses than a direct investment in the Underlying Funds.

- **Allocation Risk** — The Fund's ability to achieve its investment objective depends upon the Fund's asset class allocation and the mix of Underlying Funds. There is a risk that the asset class allocation or the combination of Underlying Funds may be incorrect in view of actual market conditions. In addition, the asset allocation or the combination of Underlying Funds determined by BFA could result in underperformance as compared to funds with similar investment objectives and strategies.
- **Retirement Income Risk** — The Fund does not provide a guarantee that sufficient capital appreciation will be achieved to provide adequate income at and through retirement. The Fund also does not ensure that you will have assets in your account sufficient to cover your retirement expenses or that you will have enough saved to be able to retire in the target year identified in the Fund's name; this will depend on the amount of money you have invested in the Fund, the length of time you have held your investment, the returns of the markets over time, the amount you spend in retirement, and your other assets and income sources.
- **Affiliated Fund Risk** — In managing the Fund, BFA will have authority to select and substitute underlying funds and ETFs. BFA may be subject to potential conflicts of interest in selecting underlying funds and ETFs because the fees paid to BFA by some underlying funds and ETFs are higher than the fees paid by other underlying funds and ETFs. However, BFA is a fiduciary to the Fund and is legally obligated to act in the Fund's best interests when selecting underlying funds and ETFs. If an underlying fund or ETF holds interests in an affiliated fund, the Fund may be prohibited from purchasing shares of that underlying fund or ETF.
- **Market Risk and Selection Risk** — Market risk is the risk that one or more markets in which the Fund invests will go down in value, including the possibility that the markets will go down sharply and unpredictably. The value of a security or other asset may decline due to changes in general market conditions, economic trends or events that are not specifically related to the issuer of the security or other asset, or factors that affect a particular issuer or issuers, exchange, country, group of countries, region, market, industry, group of industries, sector or asset class. Local, regional or global events such as war, acts of terrorism, the spread of infectious illness or other public health issues like pandemics or epidemics, recessions, or other events could have a significant impact on the Fund and its investments. Selection risk is the risk that the securities selected by Fund management will underperform the markets, the relevant indices or the securities selected by other funds with similar investment objectives and investment strategies. This means you may lose money.

An outbreak of an infectious coronavirus (COVID-19) that was first detected in December 2019 developed into a global pandemic that has resulted in numerous disruptions in the market and has had significant economic impact leaving general concern and uncertainty. Although vaccines have been developed and approved for use by various governments, the duration of the pandemic and its effects cannot be predicted with certainty. The impact of this coronavirus, and other epidemics and pandemics that may arise in the future, could affect the economies of many nations, individual companies and the market in general ways that cannot necessarily be foreseen at the present time.

- **Risk of Investing in the United States** — Certain changes in the U.S. economy, such as when the U.S. economy weakens or when its financial markets decline, may have an adverse effect on the securities to which the Fund has exposure.

Principal Risks of the Underlying Funds

- **Asset Class Risk** — Securities and other assets or financial instruments in the underlying index of an Underlying Fund or in an Underlying Fund's portfolio may underperform in comparison to the general financial markets, a particular financial market or other asset classes.
- **Authorized Participant Concentration Risk** — Only an authorized participant may engage in creation or redemption transactions directly with an ETF, and none of those authorized participants is obligated to engage in creation and/or redemption transactions. The Underlying Funds that are ETFs have a limited number of institutions that may act as authorized participants on an agency basis (i.e., on behalf of other market participants). To the extent that authorized participants exit the business or are unable to proceed with creation or redemption orders with respect to an ETF and no other authorized participant is able to step forward to create or redeem, the ETF shares may be more likely to trade at a premium or discount to net asset value and possibly face trading halts or delisting. Authorized participant concentration risk may be heightened for ETFs that invest in securities issued by non-U.S. issuers or other securities or instruments that have lower trading volumes.
- **Concentration Risk** — To the extent that an underlying index of an Underlying Fund is concentrated in the securities of companies, a particular market, industry, group of industries, sector or asset class, country, region or group of countries, that Underlying Fund may be adversely affected by the performance of those securities, may be subject to increased price volatility and may be more susceptible to adverse economic, market, political or regulatory occurrences affecting that market, industry, group of industries, sector or asset class, country, region or group of countries.
- **Currency Risk** — Because the net asset value of an Underlying Fund that is an ETF is determined in U.S. dollars, the Underlying Fund's net asset value could decline if the currency of a non-U.S. market in which the Underlying Fund invests depreciates against the U.S. dollar or if there are delays or limits on repatriation of such currency.

Currency exchange rates can be very volatile and can change quickly and unpredictably. As a result, the net asset value of an Underlying Fund that is an ETF may change quickly and without warning.

■ **Depository Receipts Risk** — Depository receipts are generally subject to the same risks as the foreign securities that they evidence or into which they may be converted. In addition to investment risks associated with the underlying issuer, depository receipts expose the Fund to additional risks associated with the non-uniform terms that apply to depository receipt programs, credit exposure to the depository bank and to the sponsors and other parties with whom the depository bank establishes the programs, currency risk and the risk of an illiquid market for depository receipts. The issuers of unsponsored depository receipts are not obligated to disclose information that is, in the United States, considered material. Therefore, there may be less information available regarding these issuers and there may not be a correlation between such information and the market value of the depository receipts.

■ **Derivatives Risk** — The Fund's use of derivatives may increase its costs, reduce the Fund's returns and/or increase volatility. Derivatives involve significant risks, including:

Volatility Risk — Volatility is defined as the characteristic of a security, an index or a market to fluctuate significantly in price within a short time period. A risk of the Fund's use of derivatives is that the fluctuations in their values may not correlate with the overall securities markets.

Counterparty Risk — Derivatives are also subject to counterparty risk, which is the risk that the other party in the transaction will not fulfill its contractual obligation.

Market and Illiquidity Risk — The possible lack of a liquid secondary market for derivatives and the resulting inability of the Fund to sell or otherwise close a derivatives position could expose the Fund to losses and could make derivatives more difficult for the Fund to value accurately.

Valuation Risk — Valuation may be more difficult in times of market turmoil since many investors and market makers may be reluctant to purchase complex instruments or quote prices for them.

Hedging Risk — Hedges are sometimes subject to imperfect matching between the derivative and the underlying security, and there can be no assurance that the Fund's hedging transactions will be effective. The use of hedging may result in certain adverse tax consequences.

Tax Risk — Certain aspects of the tax treatment of derivative instruments, including swap agreements and commodity-linked derivative instruments, are currently unclear and may be affected by changes in legislation, regulations or other legally binding authority. Such treatment may be less favorable than that given to a direct investment in an underlying asset and may adversely affect the timing, character and amount of income the Fund realizes from its investments.

Regulatory Risk — Derivative contracts, including, without limitation, swaps, currency forwards and non-deliverable forwards, are subject to regulation under the Dodd-Frank Wall Street Reform and Consumer Protection Act (the "Dodd-Frank Act") in the United States and under comparable regimes in Europe, Asia and other non-U.S. jurisdictions. Under the Dodd-Frank Act, with respect to uncleared swaps, swap dealers are required to collect variation margin from the Fund and may be required by applicable regulations to collect initial margin from the Fund. Both initial and variation margin may be comprised of cash and/or securities, subject to applicable regulatory haircuts. Shares of investment companies (other than certain money market funds) may not be posted as collateral under applicable regulations.

In addition, regulations adopted by global prudential regulators that are now in effect require certain bank-regulated counterparties and certain of their affiliates to include in certain financial contracts, including many derivatives contracts, terms that delay or restrict the rights of counterparties, such as the Fund, to terminate such contracts, foreclose upon collateral, exercise other default rights or restrict transfers of credit support in the event that the counterparty and/or its affiliates are subject to certain types of resolution or insolvency proceedings. The implementation of these requirements with respect to derivatives, as well as regulations under the Dodd-Frank Act regarding clearing, mandatory trading and margining of other derivatives, may increase the costs and risks to the Fund of trading in these instruments and, as a result, may affect returns to investors in the Fund.

On October 28, 2020, the Securities and Exchange Commission adopted new regulations governing the use of derivatives by registered investment companies ("Rule 18f-4"). The Fund will be required to implement and comply with Rule 18f-4 by August 19, 2022. Once implemented, Rule 18f-4 will impose limits on the amount of derivatives a fund can enter into, eliminate the asset segregation framework currently used by funds to comply with Section 18 of the Investment Company Act of 1940, as amended, treat derivatives as senior securities and require funds whose use of derivatives is more than a limited specified exposure amount to establish and maintain a comprehensive derivatives risk management program and appoint a derivatives risk manager.

■ **Emerging Markets Risk** — Emerging markets are riskier than more developed markets because they tend to develop unevenly and may never fully develop. Investments in emerging markets may be considered speculative. Emerging markets are more likely to experience hyperinflation and currency devaluations, which adversely affect returns to U.S. investors. In addition, many emerging securities markets have far lower trading volumes and less liquidity than developed markets.

- **Foreign Securities Risk** — Foreign investments often involve special risks not present in U.S. investments that can increase the chances that the Fund will lose money. These risks include:
 - The Fund generally holds its foreign securities and cash in foreign banks and securities depositories, which may be recently organized or new to the foreign custody business and may be subject to only limited or no regulatory oversight.
 - Changes in foreign currency exchange rates can affect the value of the Fund's portfolio.
 - The economies of certain foreign markets may not compare favorably with the economy of the United States with respect to such issues as growth of gross national product, reinvestment of capital, resources and balance of payments position.
 - The governments of certain countries, or the U.S. Government with respect to certain countries, may prohibit or impose substantial restrictions through capital controls and/or sanctions on foreign investments in the capital markets or certain industries in those countries, which may prohibit or restrict the ability to own or transfer currency, securities, derivatives or other assets.
 - Many foreign governments do not supervise and regulate stock exchanges, brokers and the sale of securities to the same extent as does the United States and may not have laws to protect investors that are comparable to U.S. securities laws.
 - Settlement and clearance procedures in certain foreign markets may result in delays in payment for or delivery of securities not typically associated with settlement and clearance of U.S. investments.
 - The Fund's claims to recover foreign withholding taxes may not be successful, and if the likelihood of recovery of foreign withholding taxes materially decreases, due to, for example, a change in tax regulation or approach in the foreign country, accruals in the Fund's net asset value for such refunds may be written down partially or in full, which will adversely affect the Fund's net asset value.
 - The European financial markets have recently experienced volatility and adverse trends due to concerns about economic downturns in, or rising government debt levels of, several European countries as well as acts of war in the region. These events may spread to other countries in Europe and may affect the value and liquidity of certain of the Fund's investments.
- **Geographic Risk** — Some of the companies in which the Fund invests are located in parts of the world that have historically been prone to natural disasters, such as earthquakes, tornadoes, volcanic eruptions, droughts, floods, hurricanes or tsunamis, and are economically sensitive to environmental events. Any such event may adversely impact the economies of these geographic areas or business operations of companies in these geographic areas, causing an adverse impact on the value of the Fund.
- **Income Risk** — The Fund's income may decline due to a decline in inflation, deflation or changes in inflation expectations.
- **Index-Related Risk** — There is no guarantee that an Underlying Fund's investment results will have a high degree of correlation to those of its underlying index or that the Underlying Fund will achieve its investment objective. Market disruptions or high volatility, other unusual market circumstances and regulatory restrictions could have an adverse effect on an Underlying Fund's ability to adjust its exposure to the required levels in order to track its underlying index. Errors in index data, index computations or the construction of an underlying index in accordance with its methodology may occur from time to time and may not be identified and corrected by the index provider for a period of time or at all, which may have an adverse impact on an Underlying Fund and its shareholders. Unusual market conditions may cause the index provider to postpone a scheduled rebalance, which could cause an underlying index to vary from its normal or expected composition.

An index fund has operating and other expenses while an index does not. As a result, while an Underlying Fund that is an index fund will attempt to track its underlying index as closely as possible, it will tend to underperform the underlying index to some degree over time. If an index fund is properly correlated to its stated index, the fund will perform poorly when the index performs poorly.
- **Issuer Risk** — Fund performance depends on the performance of individual securities to which the Fund has exposure. Changes in the financial condition or credit rating of an issuer of those securities may cause the value of the securities to decline.
- **Management Risk** — As an Underlying Fund may not fully replicate its underlying index, it is subject to the risk that the Underlying Fund's investment manager's investment strategy may not produce the intended results.
- **Money Market Securities Risk** — If market conditions improve while the Fund has invested some or all of its assets in high quality money market securities, this strategy could result in reducing the potential gain from the market upswing, thus reducing the Fund's opportunity to achieve its investment objective.

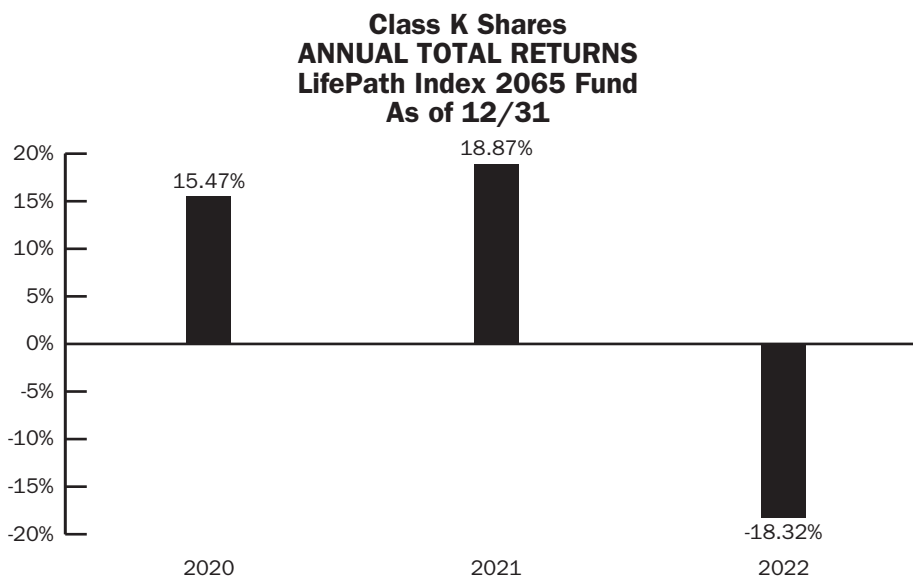
- **National Closed Market Trading Risk** — To the extent that the underlying securities and/or other assets held by an Underlying Fund that is an ETF trade on foreign exchanges or in foreign markets that may be closed when the securities exchange on which the Underlying Fund's shares trade is open, there are likely to be deviations between the current price of such an underlying security and the last quoted price for the underlying security (*i.e.*, an Underlying Fund's quote from the closed foreign market). The impact of a closed foreign market on an Underlying Fund is likely to be greater where a large portion of the Underlying Fund's underlying securities and/or other assets trade on that closed foreign market or when the foreign market is closed for unscheduled reasons. These deviations could result in premiums or discounts to one or more of the Underlying Funds' net asset values that may be greater than those experienced by other ETFs.
- **Passive Investment Risk** — Because BFA does not select individual companies in the underlying indexes for certain Underlying Funds, those Underlying Funds may hold securities of companies that present risks that an investment adviser researching individual securities might seek to avoid.
- **Preferred Securities Risk** — Preferred securities may pay fixed or adjustable rates of return. Preferred securities are subject to issuer-specific and market risks applicable generally to equity securities. In addition, a company's preferred securities generally pay dividends only after the company makes required payments to holders of its bonds and other debt. For this reason, the value of preferred securities will usually react more strongly than bonds and other debt to actual or perceived changes in the company's financial condition or prospects. Preferred securities of smaller companies may be more vulnerable to adverse developments than preferred securities of larger companies.
- **Real Estate-Related Securities Risk** — The main risk of real estate-related securities is that the value of the underlying real estate may go down. Many factors may affect real estate values. These factors include both the general and local economies, vacancy rates, tenant bankruptcies, the ability to re-lease space under expiring leases on attractive terms, the amount of new construction in a particular area, the laws and regulations (including zoning, environmental and tax laws) affecting real estate and the costs of owning, maintaining and improving real estate. The availability of mortgage financing and changes in interest rates may also affect real estate values. If the Fund's real estate-related investments are concentrated in one geographic area or in one property type, the Fund will be particularly subject to the risks associated with that area or property type. Many issuers of real estate-related securities are highly leveraged, which increases the risk to holders of such securities. The value of the securities the Fund buys will not necessarily track the value of the underlying investments of the issuers of such securities.
- **REIT Investment Risk** — Investments in REITs involve unique risks. REITs may have limited financial resources, may trade less frequently and in limited volume, may engage in dilutive offerings of securities and may be more volatile than other securities. REIT issuers may also fail to maintain their exemptions from investment company registration or fail to qualify for the "dividends paid deduction" under the Internal Revenue Code of 1986, as amended (the "Internal Revenue Code"), which allows REITs to reduce their corporate taxable income for dividends paid to their shareholders.
- **Representative Sampling Risk** — Representative sampling is a method of indexing that involves investing in a representative sample of securities that collectively have a similar investment profile to the index and resemble the index in terms of risk factors and other key characteristics. A passively managed ETF may or may not hold every security in the index. When an ETF deviates from a full replication indexing strategy to utilize a representative sampling strategy, the ETF is subject to an increased risk of tracking error, in that the securities selected in the aggregate for the ETF may not have an investment profile similar to those of its index.
- **Shares of an ETF May Trade at Prices Other Than Net Asset Value** — Shares of an ETF trade on exchanges at prices at, above or below their most recent net asset value. The per share net asset value of an ETF is calculated at the end of each business day and fluctuates with changes in the market value of the ETF's holdings since the most recent calculation. The trading prices of an ETF's shares fluctuate continuously throughout trading hours based on market supply and demand rather than net asset value. The trading prices of an ETF's shares may deviate significantly from net asset value during periods of market volatility. Any of these factors may lead to an ETF's shares trading at a premium or discount to net asset value. However, because shares can be created and redeemed in creation units, which are aggregated blocks of shares that authorized participants who have entered into agreements with the ETF's distributor can purchase or redeem directly from the ETF, at net asset value (unlike shares of many closed-end funds, which frequently trade at appreciable discounts from, and sometimes at premiums to, their net asset values), large discounts or premiums to the net asset value of an ETF are not likely to be sustained over the long-term. While the creation/redemption feature is designed to make it likely that an ETF's shares normally trade on exchanges at prices close to the ETF's next calculated net asset value, exchange prices are not expected to correlate exactly with an ETF's net asset value due to timing reasons as well as market supply and demand factors. In addition, disruptions to creations and redemptions or the existence of extreme market volatility may result in trading prices that differ significantly from net asset value. If a shareholder purchases at a time when the market price is at a premium to the net asset value or sells at a time when the market price is at a discount to the net asset value, the shareholder may sustain losses.

- **Small and Mid-Capitalization Company Risk** — Companies with small or mid-size market capitalizations will normally have more limited product lines, markets and financial resources and will be dependent upon a more limited management group than larger capitalized companies. In addition, it is more difficult to get information on smaller companies, which tend to be less well known, have shorter operating histories, do not have significant ownership by large investors and are followed by relatively few securities analysts.
- **Structured Products Risk** — Holders of structured products bear risks of the underlying investments, index or reference obligation and are subject to counterparty risk. The Fund may have the right to receive payments only from the structured product, and generally does not have direct rights against the issuer or the entity that sold the assets to be securitized. Certain structured products may be thinly traded or have a limited trading market. In addition to the general risks associated with debt securities discussed herein, structured products carry additional risks, including, but not limited to: the possibility that distributions from collateral securities will not be adequate to make interest or other payments; the quality of the collateral may decline in value or default; and the possibility that the structured products are subordinate to other classes. Structured notes are based upon the movement of one or more factors, including currency exchange rates, interest rates, reference bonds and stock indices, and changes in interest rates and impact of these factors may cause significant price fluctuations. Additionally, changes in the reference instrument or security may cause the interest rate on the structured note to be reduced to zero.
- **Tracking Error Risk** — Tracking error is the divergence of an Underlying Fund's performance from that of its underlying index. Tracking error may occur because of differences between the securities and other instruments held in an Underlying Fund's portfolio and those included in its underlying index, pricing differences (including, as applicable, differences between a security's price at the local market close and an Underlying Fund's valuation of a security at the time of calculation of an Underlying Fund's net asset value), differences in transaction costs, an Underlying Fund's holding of uninvested cash, differences in timing of the accrual of or the valuation of dividends or other distributions, interest, the requirements to maintain pass-through tax treatment, portfolio transactions carried out to minimize the distribution of capital gains to shareholders, changes to an underlying index and the cost to an Underlying Fund of complying with various new or existing regulatory requirements. These risks may be heightened during times of increased market volatility or other unusual market conditions. In addition, tracking error may result because an Underlying Fund incurs fees and expenses, while its underlying index does not.
- **Treasury Obligations Risk** — Direct obligations of the U.S. Treasury have historically involved little risk of loss of principal if held to maturity. However, due to fluctuations in interest rates, the market value of such securities may vary during the period shareholders own shares of the Fund.
- **U.S. Government Issuer Risk** — Treasury obligations may differ in their interest rates, maturities, times of issuance and other characteristics. Obligations of U.S. Government agencies and authorities are supported by varying degrees of credit but generally are not backed by the full faith and credit of the U.S. Government. No assurance can be given that the U.S. Government will provide financial support to its agencies and authorities if it is not obligated by law to do so.
- **Valuation Risk** — The price the Fund could receive upon the sale of a security or unwind of a financial instrument or other asset may differ from the Fund's valuation of the security or other asset and from the value used by the Underlying Index, particularly for securities or other assets that trade in low volume or volatile markets, or assets that are impacted by market disruption events or that are valued using a fair value methodology as a result of trade suspensions or for other reasons. In addition, the value of the securities or other assets in the Fund's portfolio may change on days or during time periods when shareholders will not be able to purchase or sell the Fund's shares. The Fund's ability to value investments may be impacted by technological issues or errors by pricing services or other third-party service providers.

Performance Information

The information shows how the Fund's performance has varied year by year and provides some indication of the risks of investing in the Fund. The average annual total returns table compares the performance of LifePath Index 2065 Fund to that of the Russell 1000[®] Index and the LifePath Index 2065 Fund Custom Benchmark, a customized weighted index comprised of the Bloomberg U.S. Long Credit Bond Index, Bloomberg U.S. Intermediate Credit Bond Index, Bloomberg U.S. Long Government Bond Index, Bloomberg U.S. Intermediate Government Bond Index and Bloomberg U.S. Securitized: MBS, ABS and CMBS Index, Bloomberg U.S. Treasury Inflation Protected Securities (TIPS) Index (Series-L), FTSE EPRA Nareit Developed Index, MSCI ACWI ex USA IMI Index, Russell 1000[®] Index and Russell 2000[®] Index, which are representative of the asset classes in which LifePath Index 2065 Fund invests according to their weightings as of the most recent quarter-end. Prior to May 31, 2022, the LifePath Index 2065 Fund Custom Benchmark was comprised of the Bloomberg U.S. Aggregate Bond Index, Bloomberg U.S. Treasury Inflation Protected Securities (TIPS) Index (Series-L), FTSE EPRA Nareit Developed Index, MSCI ACWI ex USA IMI Index, Russell 1000[®] Index and Russell 2000[®] Index. The weightings of the indexes in the LifePath Index 2065 Fund Custom Benchmark are adjusted periodically to reflect the investment adviser's evaluation and adjustment of LifePath Index 2065 Fund's asset allocation strategy. The returns of the LifePath Index 2065 Fund Custom Benchmark shown in the average annual total returns table are not

recalculated or restated when they are adjusted to reflect LifePath Index 2065 Fund’s asset allocation strategy but rather reflect the LifePath Index 2065 Fund Custom Benchmark’s actual allocation over time, which may be different from the current allocation. To the extent that dividends and distributions have been paid by LifePath Index 2065 Fund, the performance information for the Fund in the chart and table assumes reinvestment of the dividends and distributions. How LifePath Index 2065 Fund performed in the past (before and after taxes) is not necessarily an indication of how it will perform in the future. The table includes all applicable fees. If BFA, BAL and their affiliates had not waived or reimbursed certain LifePath Index 2065 Fund expenses during these periods, LifePath Index 2065 Fund’s returns would have been lower. Updated information on LifePath Index 2065 Fund’s performance, including its current net asset value, can be obtained by visiting <http://www.blackrock.com> or can be obtained by phone at (800) 882-0052.



During the period shown in the bar chart, the highest return for a quarter was 18.26% (quarter ended June 30, 2020) and the lowest return for a quarter was –21.12% (quarter ended March 31, 2020).

**For the periods ended 12/31/22
Average Annual Total Returns**

	1 Year	Since Inception (October 30, 2019)
LifePath Index 2065 Fund — Class K Shares		
Return Before Taxes	(18.32)%	5.50%
Return After Taxes on Distributions	(18.71)%	4.95%
Return After Taxes on Distributions and Sale of Fund Shares	(10.64)%	4.17%
LifePath Index 2065 Fund Custom Benchmark (Reflects no deduction for fees, expenses or taxes)	(18.41)%	5.36%
Russell 1000® Index (Reflects no deduction for fees, expenses or taxes)	(19.13)%	9.07%

After-tax returns are calculated using the historical highest individual federal marginal income tax rates and do not reflect the impact of state and local taxes. Actual after-tax returns depend on the investor’s tax situation and may differ from those shown, and the after-tax returns shown are not relevant to investors who hold their shares through tax-deferred arrangements, such as 401(k) plans or individual retirement accounts.

Investment Adviser

The Fund’s investment manager is BlackRock Fund Advisors (previously defined as “BFA”).

Portfolio Managers

Name	Portfolio Manager of the Fund Since	Title
Chris Chung, CFA	2020	Managing Director of BlackRock, Inc.
Lisa O’Connor, CFA	2020	Managing Director of BlackRock, Inc.
Greg Savage, CFA	2019	Managing Director of BlackRock, Inc.
Paul Whitehead	2023	Managing Director of BlackRock, Inc.

Purchase and Sale of Fund Shares

Class K Shares of the Fund are available only to (i) certain employee benefit plans, such as health savings accounts, and certain employer-sponsored retirement plans (not including SEP IRAs, SIMPLE IRAs and SARSEPs) (collectively, “Employer-Sponsored Retirement Plans”), (ii) collective trust funds, investment companies and other pooled investment vehicles, each of which may purchase shares of the Fund through a Financial Intermediary that has entered into an agreement with the Fund’s distributor to purchase such shares, (iii) “Institutional Investors,” which include, but are not limited to, endowments, foundations, family offices, banks and bank trusts, local, city, and state governmental institutions, corporations and insurance company separate accounts, each of which may purchase shares of the Fund through a Financial Intermediary that has entered into an agreement with the Fund’s distributor to purchase such shares, (iv) clients of private banks that purchase shares of the Fund through a Financial Intermediary that has entered into an agreement with the Fund’s distributor to sell such shares, (v) fee-based advisory platforms of a Financial Intermediary that (a) has specifically acknowledged in a written agreement with the Fund’s distributor and/or its affiliate(s) that the Financial Intermediary shall offer such shares to fee-based advisory clients through an omnibus account held at the Fund or (b) transacts in the Fund’s shares through another intermediary that has executed such an agreement and (vi) any other investors who met the eligibility criteria for BlackRock Shares or Class K Shares prior to August 15, 2016 and have continually held Class K Shares of the Fund in the same account since August 15, 2016.

You may purchase or redeem shares of the Fund each day the New York Stock Exchange is open. Purchase orders may also be placed by calling (800) 537-4942, by mail (c/o BlackRock Funds III, P.O. Box 534429, Pittsburgh, Pennsylvania 15253-4429), or online at www.blackrock.com. Institutional Investors are subject to a \$5 million minimum initial investment requirement. Other investors, including Employer-Sponsored Retirement Plans, have no minimum initial investment requirement. There is no minimum investment amount for additional purchases.

Tax Information

Different income tax rules apply depending on whether you are invested through a qualified tax-exempt plan described in section 401(a) of the Internal Revenue Code. If you are invested through such a plan (and Fund shares are not “debt-financed property” to the plan), then the dividends paid by the Fund and the gain realized from a redemption or exchange of Fund shares will generally not be subject to U.S. federal income taxes until you withdraw or receive distributions from the plan. If you are not invested through such a plan, then the Fund’s dividends and gain from a redemption or exchange may be subject to U.S. federal income taxes and may be taxed as ordinary income or capital gains, unless you are a tax-exempt investor.

Payments to Broker/Dealers and Other Financial Intermediaries

If you purchase shares of the Fund through a Financial Intermediary, the Fund and BlackRock Investments, LLC, the Fund’s distributor, or its affiliates may pay the Financial Intermediary for the sale of Fund shares and related services. These payments may create a conflict of interest by influencing the Financial Intermediary and your individual financial professional to recommend the Fund over another investment.

Class K Shares are only available through a Financial Intermediary if the Financial Intermediary will not receive from Fund assets, or the Fund’s distributor’s or an affiliate’s resources, any commission payments, shareholder servicing fees (including sub-transfer agent and networking fees), or distribution fees (including Rule 12b-1 fees) with respect to assets invested in Class K Shares.

Ask your individual financial professional or visit your Financial Intermediary’s website for more information.

Details About the Funds

This prospectus includes information about BlackRock LifePath® Index Retirement Fund (“LifePath Index Retirement Fund”), BlackRock LifePath® Index 2025 Fund (“LifePath Index 2025 Fund”), BlackRock LifePath® Index 2030 Fund (“LifePath Index 2030 Fund”), BlackRock LifePath® Index 2035 Fund (“LifePath Index 2035 Fund”), BlackRock LifePath® Index 2040 Fund (“LifePath Index 2040 Fund”), BlackRock LifePath® Index 2045 Fund (“LifePath Index 2045 Fund”), BlackRock LifePath® Index 2050 Fund (“LifePath Index 2050 Fund”), BlackRock LifePath® Index 2055 Fund (“LifePath Index 2055 Fund”), BlackRock LifePath® Index 2060 Fund (“LifePath Index 2060 Fund”) and BlackRock LifePath® Index 2065 Fund (“LifePath Index 2065 Fund”) (each a “Fund” and together the “Funds”), each a series of BlackRock Funds III (the “Trust”), including how to buy and sell shares, management information, shareholder features and your rights as a shareholder.

Investment Time Horizon

Each Fund seeks to provide for retirement outcomes based on quantitatively measured risk that investors on average may be willing to accept given a particular investment time horizon. An investor’s time horizon marks the point when the investor plans to start making net withdrawals from his or her investments, in other words, the time when they will cease making new contributions to their investments. For many Fund investors, their time horizon is tied to the date that they plan to retire and begin gradually utilizing their investment to support themselves in retirement. For other Fund investors, their time horizon may represent the date when they plan to make substantial withdrawals for another purpose, such as a major purchase.

As a general rule, investors with a longer time horizon have a greater tolerance for risk than investors with a shorter time horizon. Long-term investors are more likely to accept a greater risk of loss in exchange for the potential to achieve higher long-term returns. Each Fund has its own time horizon, as described in the applicable “Fund Overview” section in this prospectus, which affects the targeted risk level of that Fund and, in turn, its asset allocation.

The allocations for LifePath Index Retirement Fund reflect the expectation that investors in or near retirement, or otherwise seeking current income, are willing to take some risk of loss of their investment in hopes of achieving moderate long-term growth of capital. LifePath Index Retirement Fund is designed to help balance three risk factors that investors face during retirement: market risk (potential declines in market values), longevity risk (living longer than expected) and inflation risk (loss of purchasing power). Specifically, LifePath Index Retirement Fund seeks to enable investors to maintain a steady withdrawal rate (about 3-5% per year) throughout their retirement while minimizing the risk of exhausting their investment. There is no guarantee that the performance of LifePath Index Retirement Fund will be sufficient to enable this withdrawal rate or that any one withdrawal rate is appropriate for all investors. Investors should work with a financial advisor or other expert to determine a sustainable withdrawal rate for their circumstances, and that withdrawal rate should be periodically reassessed throughout retirement as the value of the investor’s portfolio changes.

The investment objective of each Fund is as follows:

- LifePath Index Retirement Fund seeks to provide for retirement outcomes based on quantitatively measured risk. In pursuit of this objective, LifePath Index Retirement Fund will be broadly diversified across global asset classes.
- Each of LifePath Index 2025 Fund, LifePath Index 2030 Fund, LifePath Index 2035 Fund, LifePath Index 2040 Fund, LifePath Index 2045 Fund, LifePath Index 2050 Fund, LifePath Index 2055 Fund, LifePath Index 2060 Fund and LifePath Index 2065 Fund seeks to provide for retirement outcomes based on quantitatively measured risk. In pursuit of this objective, each Fund will be broadly diversified across global asset classes, with asset allocations becoming more conservative over time.

The investment objective of each Fund is a non-fundamental policy and may be changed upon 30 days’ prior notice to shareholders. You should carefully consider the asset allocation and risks of each Fund before deciding whether to invest.

The Funds are designed to offer individual investors comprehensive asset allocation strategies tailored to the time when they expect to begin withdrawing assets. Asset allocation is the distribution of investments among broad types of asset classes: equity securities, bonds and money market instruments. The equity and bond securities will be accessed by investment in the appropriate category of Underlying Funds comprised of investment companies that seek to track the results of various indexes.

Which Fund to Consider

The first step in choosing which Fund to consider is answering a key question: When will you need the money you are thinking of investing? Will it be in ten years, when your kids are ready for college? Or 30 years, when you retire?

The number in the name of most of the Funds is actually a year — a “target year” when you might expect to begin withdrawing your money. Selecting the Fund that may be most appropriate for your investment may be as simple as matching your target year with the closest Fund target year.

For example, let’s say that you are investing for retirement purposes, and that you expect to retire at age 65. If you are 45 years old, you have 20 years before retirement. By adding 20 to the current year, you can define your “target year.” If you expect to retire in the year 2043, as in this example, you may conclude that LifePath Index 2045 Fund is the most appropriate Fund for you.

The investment mix of the Funds gradually shifts from a greater concentration of higher-risk investments (namely, equity index funds) to a greater concentration of lower-risk investments (namely, bond index funds), thereby making the Funds increasingly conservative.

In making your investment decision, you should keep in mind:

- The Funds’ investment strategies derive from the risk tolerance of average investors with a particular time horizon.
- The Funds’ time horizons are based on the year in their name, except for LifePath Index Retirement Fund, which is designed for investors who are currently withdrawing, or plan in the near future to begin withdrawing, a substantial portion of their investment.

If you are willing to accept a greater risk of loss in exchange for the potential to achieve higher long-term returns, you may invest some or all of your assets in a Fund with a longer time horizon. If you desire a more conservative investment and are willing to forego some potential returns, you may invest some or all of your assets in a Fund with a shorter time horizon. The final choice is yours.

A Further Discussion of Principal Investment Strategies

Each Fund allocates and reallocates its assets among the Underlying Funds. The Funds with longer time horizons invest a greater portion of their assets in Underlying Funds designed to track particular equity indexes, which provide a greater opportunity for capital appreciation over the long-term but have a greater risk of loss. The Funds with shorter time horizons invest a greater portion of their assets in Underlying Funds designed to track particular bond indexes, and in money market instruments, which typically offer reduced risk and price volatility but forego some potential returns. Accordingly, under normal circumstances, Funds with shorter time horizons have lower expected returns than Funds with longer time horizons. In addition to investing in Underlying Funds, each Fund may borrow, lend its portfolio securities to brokers, dealers and financial institutions, and invest the collateral in certain short-term instruments either directly or through one or more joint accounts or money market funds, as described in greater detail in the Funds’ combined statement of additional information (“SAI”).

As each Fund approaches its designated time horizon, it systematically seeks to reduce the level of risk by allocating assets more conservatively among the Underlying Funds. This systematic shift toward more conservative investments is designed to reduce the risk of significant reductions in the value of an investment in a Fund as it approaches its time horizon.

For example, LifePath Index Retirement Fund has entered its “retirement phase” and seeks to maximize returns consistent with the risk that an average investor in retirement may be willing to accept. This does not mean, however, that it invests exclusively, or primarily, in Underlying Funds that are money market funds. Rather, because BlackRock Fund Advisors (“BFA”) believes that most investors are still willing to take some risks in pursuing returns even while drawing on their investments, almost all of LifePath Index Retirement Fund’s assets will continue to be allocated to Underlying Funds that track both equity and bond indexes.

In determining the allocation of assets to the Underlying Funds, BFA uses a proprietary investment model that analyzes securities market data, including risk, asset class correlations, and expected returns, to provide portfolio allocations among the asset classes represented by the Underlying Funds. The allocations are periodically monitored and rebalanced in an effort to maximize expected return for a given level of risk. In managing the Funds, BFA focuses on long-term targets and objectives. The progression over time of a Fund’s asset allocation to more conservative asset classes is a relatively steady process resulting in only gradual changes to the asset allocation from quarter to quarter. The Underlying Funds seek to track a mix of equity and bond indexes and may invest in money market instruments. In order to match the performance of the applicable benchmark index, certain Underlying Funds invest in real estate investment trusts (“REITs”), foreign securities, emerging markets, below investment-grade bonds and derivatives, which are subject to additional risks, as described in the “Details About the Funds — A Further Discussion of Risk Factors” section of this prospectus and/or the “Investment Risks and Considerations” section of the SAI. The Funds and certain Underlying Funds may also lend securities with a value up to 33⅓% of their respective total assets to financial institutions that provide cash or securities issued or guaranteed by the U.S. Government as collateral. The investment model adjusts each Fund’s risk level by gradually making it more conservative as the year in the Fund’s name approaches, except for LifePath Index Retirement Fund, which is already in its most conservative phase. Under normal circumstances, the Funds intend to invest primarily in affiliated open-end index funds and affiliated exchange-traded funds (“ETFs”).

Within the prescribed percentage allocations to equity and fixed-income index funds, BFA seeks to diversify the Fund. The allocation to Underlying Funds that track equity indexes may be further diversified by style (including both value and growth), market capitalization (including large cap, mid cap, small cap and emerging growth), region (including domestic and international (including emerging markets)) or other factors. The allocation to Underlying Funds that track fixed-income indexes may be further diversified by sector (including government, corporate, agency, and other sectors), duration (a calculation of the average life of a bond which measures its price risk), credit quality (including non-investment grade debt or junk bonds), geographic location (including U.S. and foreign-issued securities), or other factors. Though BFA seeks to diversify the Fund, certain Underlying Funds may concentrate their investments in specific sectors or geographic regions or countries. The percentage allocation to the various styles of equity and fixed-income Underlying Funds is determined at the discretion of the investment team and can be changed to reflect the current market environment.

When a Fund reaches its stated time horizon and enters its most conservative phase, the allocation of its assets is expected to be similar to that of LifePath Index Retirement Fund. Such Fund and LifePath Index Retirement Fund may then continue to operate as separate funds or, subject to approval by the Trust's Board of Trustees (the "Board"), they may be merged into a single fund.

Other Strategies Applicable to the Funds

In addition to the principal strategies discussed above, each Fund may also invest or engage in the following investments/strategies:

- **Borrowing** — Each Fund may borrow up to the limits set forth under the Investment Company Act of 1940, as amended (the "Investment Company Act"), the rules and regulations thereunder and any applicable exemptive relief.
- **Illiquid Investments** — Each Fund may invest up to an aggregate amount of 15% of its net assets in illiquid investments. An illiquid investment is any investment that the Fund reasonably expects cannot be sold or disposed of in current market conditions in seven calendar days or less without the sale or disposition significantly changing the market value of the investment.
- **Securities Lending** — Each Fund may lend securities with a value up to 33 $\frac{1}{3}$ % of its total assets to financial institutions that provide cash or securities issued or guaranteed by the U.S. Government as collateral.
- **Short-Term Securities** — Each Fund may invest in money market securities or commercial paper.
- **U.S. Government Obligations** — Each Fund may invest in debt of the U.S. Government. There are no restrictions on the maturity of the debt securities in which a Fund may invest.

ABOUT THE PORTFOLIO MANAGEMENT TEAM OF THE FUNDS

The Funds are managed by a team of financial professionals. Chris Chung, CFA, Lisa O'Connor, CFA, Greg Savage, CFA, and Paul Whitehead are the portfolio managers and are jointly and primarily responsible for the day-to-day management of each Fund. Please see "Management of the Funds — Portfolio Managers" for additional information about the portfolio management team.

Information About the Underlying Funds

Each Fund may invest in any of the Underlying Funds, which include funds designed to track the performance of certain indexes and other BlackRock index mutual funds (collectively, the "Underlying Index Funds"), BlackRock Cash Funds: Treasury (the "Underlying Money Market Fund") and ETFs that are part of the iShares family of funds ("Underlying iShares Funds"). This section provides information about the Underlying Funds, including brief descriptions of the Underlying Funds' investment goals and primary investment strategies.

The relative weightings for each Fund in the various Underlying Funds will vary over time, and BFA is not required to invest any Fund's assets in each of the Underlying Funds or in any particular percentage in any given Underlying Fund. BFA may, at its discretion, add, eliminate or replace Underlying Funds at any time without notice to shareholders.

Each Fund currently expects to invest in some or all of the Underlying Funds described below:

Equity Funds

iShares Developed Real Estate Index Fund

iShares Developed Real Estate Index Fund seeks to track the investment results of an index composed of real estate equities in developed markets. The fund seeks to track the investment results of the FTSE EPRA Nareit Developed Index (the "Underlying Index"), which measures the stock performance of companies engaged in the ownership, disposal and development of income-producing real estate in developed countries as defined by FTSE EPRA Nareit. As

of April 29, 2022, the Underlying Index was comprised of stocks of companies in the following markets: Australia, Austria, Belgium, Canada, Finland, France, Germany, Hong Kong, Ireland, Israel, Italy, Japan, the Netherlands, New Zealand, Norway, Singapore, Spain, Sweden, Switzerland, the United Kingdom (the “U.K.”) and the United States. The Underlying Index may include large-, mid- or small-capitalization companies, and components primarily include REITs. The components of the Underlying Index, and the degree to which these components represent certain industries, may change over time. The fund generally invests at least 90% of its assets, plus the amount of any borrowing for investment purposes, in securities of the Underlying Index and in depositary receipts representing securities of the Underlying Index.

Large Cap Index Master Portfolio

Large Cap Index Master Portfolio seeks to match the performance of the Russell 1000[®] Index (the “Underlying Index”) as closely as possible before the deduction of fund expenses. The fund employs a “passive” management approach, attempting to invest in a portfolio of assets whose performance is expected to match approximately the performance of the Underlying Index before deduction of fund expenses. The fund will be substantially invested in equity securities in the Underlying Index, and will invest, under normal circumstances, at least 80% of its net assets in securities or other financial instruments that are components of or have economic characteristics similar to the securities included in the Underlying Index. Equity securities in which the fund invests include common stock, preferred stock and securities or other instruments whose price is linked to the value of common stock. The fund will invest in the common stocks represented in the Underlying Index in roughly the same proportions as their weightings in the Underlying Index. As of March 31, 2023, the companies in the Underlying Index have a market capitalization ranging from \$576 million to \$2.7 trillion. The fund may also engage in futures transactions. At times, the fund may not invest in all of the common stocks in the Underlying Index, or in the same weightings as in the Underlying Index. At those times, the fund chooses investments so that the market capitalizations, industry weightings and other fundamental characteristics of the stocks chosen are similar to the Underlying Index as a whole. The fund will concentrate its investments (*i.e.*, hold 25% or more of its total assets) in a particular industry or group of industries to approximately the same extent that the Underlying Index is concentrated.

Master Small Cap Index Series

Master Small Cap Index Series seeks to match the performance of the Russell 2000[®] Index (the “Underlying Index”) as closely as possible before the deduction of fund expenses. The fund employs a “passive” investment approach, attempting to invest in a portfolio of assets whose performance is expected to match approximately the performance of the Underlying Index before deduction of expenses. The fund will be substantially invested in securities in the Underlying Index, and will invest, under normal circumstances, at least 80% of its assets in securities or other financial instruments that are components of or have economic characteristics similar to the securities included in the Underlying Index. The fund may change its target index if fund management believes a different index would better enable the fund to match the performance of the market segment represented by the current index. The fund may invest in a statistically selected sample of stocks included in the Underlying Index and in derivative instruments linked to the Underlying Index. The fund may not invest in all of the common stocks in the Underlying Index, or in the same weightings as in the Underlying Index. The fund chooses investments so that the market capitalizations, industry weightings and other fundamental characteristics of the stocks and derivative instruments chosen are similar to the Underlying Index as a whole.

Total International ex U.S. Index Master Portfolio

Total International ex U.S. Index Master Portfolio seeks to match the performance of the MSCI All Country World Index ex USA Index (the “Underlying Index”) in U.S. dollars with net dividends as closely as possible before the deduction of fund expenses. The fund employs a “passive” management approach, attempting to invest in a portfolio of assets whose performance is expected to match approximately the performance of the Underlying Index. The fund will be substantially invested in equity securities in the Underlying Index, and will invest, under normal circumstances, at least 80% of its net assets in securities or other financial instruments that are components of or have economic characteristics similar to the securities included in the Underlying Index. Equity securities in which the fund invests consist primarily of common stock, preferred stock and securities or other instruments whose price is linked to the value of common stock. The fund will invest in the common stocks represented in the Underlying Index in roughly the same proportions as their weightings in the Underlying Index. The Underlying Index is a free float-adjusted market capitalization index that captures large and mid cap representation across 22 of 23 developed markets countries (excluding the United States) and 24 emerging markets countries. With 6,620 constituents, the index covers approximately 99% of the global equity opportunity set outside the United States. The fund may also engage in futures transactions. At times, the fund may not invest in all of the common stocks in the Underlying Index, or in the same weightings as in the Underlying Index. At those times, the fund chooses investments so that the market capitalizations, industry weightings and other fundamental characteristics of the stocks chosen are similar to the Underlying Index as a whole. The fund will concentrate its investments (*i.e.*, hold 25% or more of its total assets) in a particular industry or group of industries to approximately the same extent that the Underlying Index is concentrated.

Fixed Income Funds

iShares U.S. Long Credit Bond Index Fund

iShares U.S. Long Credit Bond Index Fund seeks to provide investment results that correspond to the total return performance of fixed-income securities, in aggregate, as represented by the Bloomberg U.S. Long Credit Bond Index (or the “Underlying Index”). Under normal circumstances, at least 90% of the value of the Fund’s assets, plus the amount of any borrowings for investment purposes, is invested in securities comprising the Underlying Index, which, for the Fund, are considered bonds. The Fund’s ability to match its investment performance to the investment performance of its benchmark index may be affected by, among other things, the Fund’s expenses, the amount of cash and cash equivalents held by the Fund, the manner in which the total return of the Fund’s benchmark index is calculated, the size of the Fund’s investment portfolio, and the timing, frequency and size of shareholder purchases and redemptions. The Underlying Index is a capitalization-weighted index that measures the investment grade, U.S. dollar-denominated, fixed-rate, taxable corporate and government-related bond markets with a maturity greater than 10 years. It is composed of the U.S. Corporate Index and a non-corporate component that includes non-U.S. agencies, sovereigns, supranationals and local authorities constrained by maturity. The index is rebalanced monthly. There were approximately 3,200 fixed-income securities included in the Underlying Index as of December 31, 2022. All securities in the Underlying Index are rated investment-grade. The Fund will be invested and reinvested primarily in U.S. debt securities with maturities greater than ten years, with the objective of approximating as closely as practicable the total rate of return of the Underlying Index. The dollar-weighted average maturity of the Fund’s portfolio, under normal circumstances, is expected to be more than ten years. The Fund utilizes sampling techniques that are designed to allow the Fund to duplicate substantially the investment performance of the Underlying Index. However, the Fund is not expected to track the Underlying Index with the same degree of accuracy that complete replication of the Underlying Index would provide. No attempt is made to manage the Fund using economic, financial or market analysis. In addition, at times, the portfolio composition of the Fund may be altered (or “rebalanced”) to reflect changes in the characteristics of the index that the Fund tracks. The Fund also may engage in futures, forwards and options transactions and other derivative securities transactions and lend its portfolio securities, each of which involves risk. The Fund may use futures contracts, forwards, options and other derivative transactions to manage its short-term liquidity and/or as substitutes for comparable market positions in the securities in its benchmark index. The Fund may also invest in high-quality money market instruments, including shares of money market funds advised by BlackRock Fund Advisors or its affiliates.

iShares U.S. Intermediate Credit Bond Index Fund

iShares U.S. Intermediate Credit Bond Index Fund seeks to provide investment results that correspond to the total return performance of fixed-income securities, in aggregate, as represented by the Bloomberg U.S. Intermediate Credit Bond Index (or the “Underlying Index”). Under normal circumstances, at least 90% of the value of the Fund’s assets, plus the amount of any borrowings for investment purposes, is invested in securities comprising the Underlying Index, which, for the Fund, are considered bonds. The Fund’s ability to match its investment performance to the investment performance of its benchmark index may be affected by, among other things, the Fund’s expenses, the amount of cash and cash equivalents held by the Fund, the manner in which the total return of the Fund’s benchmark index is calculated, the size of the Fund’s investment portfolio, and the timing, frequency and size of shareholder purchases and redemptions. The Underlying Index is a capitalization weighted index that measures the investment grade, U.S. dollar-denominated, fixed-rate, taxable corporate and government-related bond markets with a maturity greater than 1 year and less than 10 years. It is composed of the U.S. Corporate Index and a non-corporate component that includes non-U.S. agencies, sovereigns, supranationals and local authorities constrained by maturity. The index is rebalanced monthly. There were approximately 5,000 fixed-income securities included in the Underlying Index as of December 31, 2022. All securities in the Underlying Index are rated investment-grade. The Fund will be invested and reinvested primarily in U.S. debt securities with maturities greater than one year but less than ten years, with the objective of approximating as closely as practicable the total rate of return of the Underlying Index. The dollar-weighted average maturity of the Fund’s portfolio, under normal circumstances, is expected to be more than three years but less than ten years. Under normal circumstances, the Fund expects to have a dollar-weighted average maturity of 3-10 years, although the Fund’s dollar-weighted average maturity may go below 3 years to the extent it does so for the benchmark index. The Fund utilizes sampling techniques that are designed to allow the Fund to duplicate substantially the investment performance of the Underlying Index. However, the Fund is not expected to track the Underlying Index with the same degree of accuracy that complete replication of the Underlying Index would provide. No attempt is made to manage the Fund using economic, financial or market analysis. In addition, at times, the portfolio composition of the Fund may be altered (or “rebalanced”) to reflect changes in the characteristics of the index that the Fund tracks. The Fund also may engage in futures, forwards and options transactions and other derivative securities transactions and lend its portfolio securities, each of which involves risk. The Fund may use futures contracts, forwards, options and other derivative transactions to manage its short-term liquidity and/or as substitutes for comparable market positions in the securities in its benchmark index. The Fund may also invest in high-quality money market instruments, including shares of money market funds advised by BlackRock Fund Advisors or its affiliates.

iShares U.S. Long Government Bond Index Fund

iShares U.S. Long Government Bond Index Fund seeks provide investment results that correspond to the total return performance of fixed-income securities, in aggregate, as represented by the Bloomberg U.S. Long Government Bond Index (or the “Underlying Index”). Under normal circumstances, at least 90% of the value of the Fund’s assets, plus the amount of any borrowings for investment purposes, is invested in securities comprising the Underlying Index, which, for the Fund, are considered bonds issued or guaranteed by the U.S. Government and its agencies or instrumentalities. The Fund’s ability to match its investment performance to the investment performance of its benchmark index may be affected by, among other things, the Fund’s expenses, the amount of cash and cash equivalents held by the Fund, the manner in which the total return of the Fund’s benchmark index is calculated, the size of the Fund’s investment portfolio, and the timing, frequency and size of shareholder purchases and redemptions. The Underlying Index is a capitalization weighted index that measures U.S. dollar-denominated, fixed-rate, nominal U.S. Treasuries and U.S. agency debentures (securities issued by U.S. government owned or government sponsored entities, and debt explicitly guaranteed by the U.S. government) with a maturity greater than 10 years. The index is rebalanced monthly. There were approximately 100 fixed-income securities included in the Underlying Index as of December 31, 2022. All securities in the Underlying Index are rated investment-grade. The Fund will be invested and reinvested primarily in U.S. debt securities with maturities greater than ten years, with the objective of approximating as closely as practicable the total rate of return of the Underlying Index. The dollar-weighted average maturity of the Fund’s portfolio, under normal circumstances, is expected to be more than ten years. The Fund utilizes sampling techniques that are designed to allow the Fund to duplicate substantially the investment performance of the Underlying Index. However, the Fund is not expected to track the Underlying Index with the same degree of accuracy that complete replication of the Underlying Index would provide. No attempt is made to manage the Fund using economic, financial or market analysis. In addition, at times, the portfolio composition of the Fund may be altered (or “rebalanced”) to reflect changes in the characteristics of the index that the Fund tracks. The Fund also may engage in futures, forwards and options transactions and other derivative securities transactions and lend its portfolio securities, each of which involves risk. The Fund may use futures contracts, forwards, options and other derivative transactions to manage its short-term liquidity and/or as substitutes for comparable market positions in the securities in its benchmark index. The Fund may also invest in high-quality money market instruments, including shares of money market funds advised by BlackRock Fund Advisors or its affiliates.

iShares U.S. Intermediate Government Bond Index Fund

iShares U.S. Intermediate Government Bond Index Fund seeks to provide investment results that correspond to the total return performance of fixed-income securities, in aggregate, as represented by the Bloomberg U.S. Intermediate Government Bond Index (or the “Underlying Index”). Under normal circumstances, at least 90% of the value of the Fund’s assets, plus the amount of any borrowings for investment purposes, is invested in securities comprising the Underlying Index, which, for the Fund, are considered bonds issued or guaranteed by the U.S. Government and its agencies or instrumentalities. The Fund’s ability to match its investment performance to the investment performance of its benchmark index may be affected by, among other things, the Fund’s expenses, the amount of cash and cash equivalents held by the Fund, the manner in which the total return of the Fund’s benchmark index is calculated, the size of the Fund’s investment portfolio, and the timing, frequency and size of shareholder purchases and redemptions. The Underlying Index is a capitalization weighted index that measures U.S. dollar-denominated, fixed-rate, nominal U.S. Treasuries and U.S. agency debentures (securities issued by U.S. government owned or government sponsored entities, and debt explicitly guaranteed by the U.S. government) with a maturity greater 1 year and less than 10 years. The index is rebalanced monthly. There were approximately 600 fixed-income securities included in the Underlying Index as of December 31, 2022. All securities in the Underlying Index are rated investment-grade. The Fund will be invested and reinvested primarily in U.S. debt securities with maturities greater than one year but less than ten years, with the objective of approximating as closely as practicable the total rate of return of the Underlying Index. The dollar-weighted average maturity of the Fund’s portfolio, under normal circumstances, is expected to be more than three years but less than ten years. Under normal circumstances, the Fund expects to have a dollar-weighted average maturity of 3-10 years, although the Fund’s dollar-weighted average maturity may go below 3 years to the extent it does so for the benchmark index. The Fund utilizes sampling techniques that are designed to allow the Fund to duplicate substantially the investment performance of the Underlying Index. However, the Fund is not expected to track the Underlying Index with the same degree of accuracy that complete replication of the Underlying Index would provide. No attempt is made to manage the Fund using economic, financial or market analysis. In addition, at times, the portfolio composition of the Fund may be altered (or “rebalanced”) to reflect changes in the characteristics of the index that the Fund tracks. The Fund also may engage in futures, forwards and options transactions and other derivative securities transactions and lend its portfolio securities, each of which involves risk. The Fund may use futures contracts, forwards, options and other derivative transactions to manage its short-term liquidity and/or as substitutes for comparable market positions in the securities in its benchmark index. The Fund may also invest in high-quality money market instruments, including shares of money market funds advised by BlackRock Fund Advisors or its affiliates.

iShares U.S. Securitized Bond Index Fund

iShares U.S. Securitized Bond Index Fund seeks to provide investment results that correspond to the total return performance of fixed-income securities, in aggregate, as represented by the Bloomberg U.S. Securitized: MBS, ABS, and CMBS Index (or the “Underlying Index”). Under normal circumstances, at least 90% of the value of the Fund’s assets, plus the amount of any borrowings for investment purposes, is invested in securities comprising the Underlying Index, which, for the Fund, are considered bonds. The Fund’s ability to match its investment performance to the investment performance of its benchmark index may be affected by, among other things, the Fund’s expenses, the amount of cash and cash equivalents held by the Fund, the manner in which the total return of the Fund’s benchmark index is calculated, the size of the Fund’s investment portfolio, and the timing, frequency and size of shareholder purchases and redemptions. The Underlying Index is a capitalization weighted index that measures the performance of residential mortgage backed securities issued by Government Sponsored Enterprises, asset backed securities and commercial mortgage backed securities. The index is rebalanced monthly. There were approximately 4,200 fixed-income securities included in the Underlying Index as of December 31, 2022. All securities in the Underlying Index are rated investment-grade. The Fund will be invested and reinvested primarily in U.S. debt securities with maturities greater than ten years, with the objective of approximating as closely as practicable the total rate of return of the Underlying Index. The Fund utilizes sampling techniques that are designed to allow the Fund to duplicate substantially the investment performance of the Underlying Index. However, the Fund is not expected to track the Underlying Index with the same degree of accuracy that complete replication of the Underlying Index would provide. No attempt is made to manage the Fund using economic, financial or market analysis. In addition, at times, the portfolio composition of the Fund may be altered (or “rebalanced”) to reflect changes in the characteristics of the index that the Fund tracks. The Fund also may engage in futures, forwards and options transactions and other derivative securities transactions and lend its portfolio securities, each of which involves risk. The Fund may use futures contracts, forwards, options and other derivative transactions to manage its short-term liquidity and/or as substitutes for comparable market positions in the securities in its benchmark index. The Fund may also invest in high-quality money market instruments, including shares of money market funds advised by BlackRock Fund Advisors or its affiliates.

Money Market Fund

BlackRock Cash Funds: Treasury

BlackRock Cash Funds: Treasury seeks current income as is consistent with liquidity and stability of principal. The fund seeks to achieve its investment objective by investing at least 99.5% of its total assets in cash, U.S. Treasury bills, notes and other direct obligations of the U.S. Treasury, and repurchase agreements secured by such obligations or cash. The fund invests in securities maturing in 397 days or less (with certain exceptions) and the portfolio will have a dollar-weighted average maturity of 60 days or less and a dollar-weighted average life of 120 days or less. In addition, the fund may invest in variable and floating rate instruments and transact in securities on a when-issued, delayed delivery or forward commitment basis.

Underlying iShares Funds

Each of the Underlying iShares Funds seeks investment results that correspond generally to the performance, before fees and expenses, of its underlying index. As a result, adverse performance of a particular security in an Underlying iShares Fund’s portfolio will ordinarily not result in the elimination of the security from the Underlying iShares Fund’s portfolio. Each Underlying iShares Fund offers and issues iShares at their net asset value per share only to certain institutional investors in aggregations of a specified number of iShares, generally in exchange for a basket of securities included in its underlying index, together with the deposit of a specified cash payment. The iShares for these Underlying iShares Funds are listed and traded on national securities exchanges and also may be listed on certain non-U.S. exchanges. BFA purchases iShares on behalf of the Funds in the secondary market.

In managing each of the Underlying iShares Funds, BFA uses a representative sampling index strategy. Representative sampling is an indexing strategy that involves investing in a representative sample of securities that has an investment profile similar to the underlying index. The securities selected are expected to have, in the aggregate, investment characteristics (based on factors such as market capitalization and industry weightings), fundamental characteristics (such as return variability, duration, maturity or credit ratings and yield) and liquidity measures similar to those of the applicable underlying index. Underlying iShares Funds that use representative sampling may or may not hold all of the securities in the relevant underlying index.

Equity ETFs

iShares Core S&P 500 ETF seeks to track the investment results of an index composed of large-capitalization U.S. equities. The fund seeks to track the investment results of the S&P 500® (the “Underlying Index”), which measures the performance of the large-capitalization sector of the U.S. equity market, as determined by S&P Dow Jones Indices LLC. As of March 31, 2022, the Underlying Index included approximately 82% of the market capitalization of all publicly-traded U.S. equity securities. The securities in the Underlying Index are weighted based on the float-adjusted market value of their outstanding shares. The Underlying Index consists of securities from a broad range of industries. As of March 31, 2022, a significant portion of the Underlying Index is represented by securities of companies in the technology industry or sector. The components of the Underlying Index are likely to change over time.

iShares North American Natural Resources ETF seeks to track the investment results of an index composed of North American equities in the natural resources sector. The fund seeks to track the investment results of the S&P North American Natural Resources Sector Index (the “Underlying Index”), which measures the performance of U.S.-traded stocks of natural resource-related companies in the United States and Canada, as determined by S&P Dow Jones Indices LLC. The Underlying Index includes companies that are classified under the GICS® energy and materials sectors, excluding the chemicals industry, and steel sub-industry. The Underlying Index includes large-, mid- and small-capitalization companies and may change over time. As of March 31, 2022, a significant portion of the Underlying Index is represented by securities of companies in the energy, materials and natural resources industries or sectors. The components of the Underlying Index are likely to change over time.

iShares Russell Mid-Cap ETF seeks to track the investment results of an index composed of mid-capitalization U.S. equities. The fund seeks to track the investment results of the Russell Midcap Index (the “Underlying Index”), which measures the performance of the mid-capitalization sector of the U.S. equity market, as defined by FTSE Russell. The Underlying Index is a subset of the Russell 1000® Index, which measures the performance of the large- and mid-capitalization sectors of the U.S. equity market, as defined by FTSE Russell. As of March 31, 2022, the Underlying Index represented approximately 26% of the total market capitalization of all publicly-traded U.S. equity securities. The Underlying Index is a float-adjusted capitalization-weighted index of equity securities issued by the approximately 824 smallest issuers in the Russell 1000® Index. As of March 31, 2022, a significant portion of the Underlying Index is represented by securities of companies in the industrials industry or sector. The components of the Underlying Index are likely to change over time.

iShares Russell 2000 ETF seeks to track the investment results of an index composed of small-capitalization U.S. equities. The fund seeks to track the investment results of the Russell 2000® Index (the “Underlying Index”), which measures the performance of the small-capitalization sector of the U.S. equity market, as defined by FTSE Russell. The Underlying Index is a subset of the Russell 3000 Index, which measures the performance of the broad U.S. equity market, as defined by Russell. The Underlying Index is a float-adjusted capitalization-weighted index of equity securities issued by the approximately 2,018 smallest issuers in the Russell 3000 Index. As of March 31, 2022, the Underlying Index represented approximately 6% of the total market capitalization of the Russell 3000 Index. As of March 31, 2022, a significant portion of the Underlying Index is represented by securities of companies in the financials, healthcare and industrials industries or sectors. The components of the Underlying Index are likely to change over time.

iShares MSCI Canada ETF seeks to track the investment results of an index composed of Canadian equities. The fund seeks to track the investment results of the MSCI Canada Custom Capped Index (the “Underlying Index”), which is designed to measure broad-based equity performance in Canada. The Underlying Index constrains at quarterly rebalance the weight of any single issuer to a maximum of 22.5% of the Underlying Index. Additionally, the sum of the issuers that individually constitute more than 4.75% of the weight of the Underlying Index will not exceed a maximum of 22.5% of the weight of the Underlying Index in the aggregate. Between quarterly rebalances, the Underlying Index constrains weight of any single issuer to a maximum of 22.5% of the Underlying Index and constrains the sum of the issuers that individually constitute more than 5% of the weight of the Underlying Index to maximum of 24% of the weight of the Underlying Index in the aggregate. The Underlying Index includes large- and mid-capitalization companies and may change over time. As of August 31, 2022, a significant portion of the Underlying Index is represented by securities of companies in the energy and financials industries or sectors. The components of the Underlying Index are likely to change over time.

iShares MSCI EAFE ETF seeks to track the investment results of an index composed of large- and mid-capitalization developed market equities, excluding the United States and Canada. The fund seeks to track the investment results of the MSCI EAFE Index (the “Underlying Index”), which has been developed by MSCI Inc. The Underlying Index is a free float-adjusted, market capitalization-weighted index designed to measure the equity market performance of developed markets outside of the United States and Canada. The Underlying Index includes stocks from Europe, Australasia and the Far East and, as of July 31, 2022, consisted of securities from the following 21 developed market countries or regions: Australia, Austria, Belgium, Denmark, Finland, France, Germany, Hong Kong, Ireland, Israel, Italy, Japan, the Netherlands, New Zealand, Norway, Portugal, Singapore, Spain, Sweden, Switzerland and the U.K. As of July 31, 2022, a significant portion of the Underlying Index is represented by securities of companies in the financials and industrials industries or sectors. The components of the Underlying Index are likely to change over time.

iShares MSCI EAFE Small-Cap ETF seeks to track the investment results of an index composed of small-capitalization developed market equities, excluding the United States and Canada. The fund seeks to track the investment results of the MSCI EAFE Small Cap Index (the “Underlying Index”), which represents the small-capitalization segment of the MSCI EAFE IMI Index. The MSCI EAFE IMI Index is an equity index developed by MSCI Inc. that captures large-, mid- and small-capitalization representation across developed markets outside of the United States and Canada. Constituents of the Underlying Index include securities from Europe, Australasia and the Far East. Under MSCI Inc.’s Global Investable Market Index (IMI) methodology, the small-capitalization universe consists of securities of those companies not included in the large-capitalization or mid-capitalization segments of a particular market, which together comprise approximately 85% of each market’s free float-adjusted market capitalization. The small-cap segment covers the 85%-99% range of each market’s free float-adjusted market capitalization. As of July 31, 2022, the Underlying Index

consisted of securities from the following 21 developed market countries or regions: Australia, Austria, Belgium, Denmark, Finland, France, Germany, Hong Kong, Ireland, Israel, Italy, Japan, the Netherlands, New Zealand, Norway, Portugal, Singapore, Spain, Sweden, Switzerland and the U.K. As of July 31, 2022, a significant portion of the Underlying Index is represented by securities of companies in the industrials industry or sector. The components of the Underlying Index are likely to change over time.

iShares MSCI Emerging Markets ETF seeks to track the investment results of an index composed of large- and mid-capitalization emerging market equities. The fund seeks to track the investment results of the MSCI Emerging Markets Index (the “Underlying Index”), which is designed to measure equity market performance in the global emerging markets. As of August 31, 2022, the Underlying Index consisted of securities from the following 24 emerging market countries: Brazil, Chile, China, Colombia, Czech Republic, Egypt, Greece, Hungary, India, Indonesia, Kuwait, Malaysia, Mexico, Peru, the Philippines, Poland, Qatar, Saudi Arabia, South Africa, South Korea, Taiwan, Thailand, Turkey and the United Arab Emirates. The Underlying Index includes large- and mid-capitalization companies and may change over time. As of August 31, 2022, a significant portion of the Underlying Index is represented by securities of companies in the financials and technology industries or sectors. The components of the Underlying Index are likely to change over time.

iShares MSCI Emerging Markets Small-Cap ETF seeks to track the investment results of an index composed of small-capitalization emerging market equities. The fund seeks to track the investment results of the MSCI Emerging Markets Small Cap Index (the “Underlying Index”), which is designed to measure the performance of equity securities of small-capitalization companies in emerging market countries. As of August 31, 2022, the Underlying Index consisted of issuers in the following 24 emerging market countries: Brazil, Chile, China, Colombia, Czech Republic, Egypt, Greece, Hungary, India, Indonesia, Kuwait, Malaysia, Mexico, Peru, the Philippines, Poland, Qatar, Saudi Arabia, South Africa, South Korea, Taiwan, Thailand, Turkey and the United Arab Emirates. As of August 31, 2022, a significant portion of the Underlying Index is represented by securities of companies in the industrials and technology industries or sectors. The components of the Underlying Index are likely to change over time.

iShares Core MSCI Total International Stock ETF seeks to track the investment results of an index composed of large-, mid- and small-capitalization non-U.S. equities. The fund seeks to track the investment results of the MSCI ACWI ex USA IMI (the “Underlying Index”), which is a free float-adjusted market capitalization index designed to measure the combined equity market performance of developed and emerging markets countries, excluding the United States. As of July 31, 2022, the Underlying Index consisted of securities from companies in the following countries or regions: Australia, Austria, Belgium, Brazil, Canada, Chile, China, Colombia, Czech Republic, Denmark, Egypt, Finland, France, Germany, Greece, Hong Kong, Hungary, India, Indonesia, Ireland, Israel, Italy, Japan, Kuwait, Malaysia, Mexico, the Netherlands, New Zealand, Norway, Peru, the Philippines, Poland, Portugal, Qatar, Saudi Arabia, Singapore, South Africa, South Korea, Spain, Sweden, Switzerland, Taiwan, Thailand, Turkey, the United Arab Emirates and the U.K. As of July 31, 2022, the Underlying Index was composed of 6,670 securities. The Underlying Index includes large-, mid- and small-capitalization companies and may change over time. As of July 31, 2022, a significant portion of the Underlying Index is represented by securities of companies in the financials industry or sector. The components of the Underlying Index are likely to change over time.

Fixed Income ETFs

iShares National Muni Bond ETF seeks to track the investment results of an index composed of investment-grade U.S. municipal bonds. The fund seeks to track the investment results of the ICE AMT-Free US National Municipal Index (the “Underlying Index”), which measures the performance of U.S. dollar denominated investment grade tax-exempt debt publicly issued in the U.S. domestic market by U.S. states and their political subdivisions. As of February 28, 2022, there were 22,733 issues in the Underlying Index. As of February 28, 2022, a significant portion of the Underlying Index is represented by municipal bonds. The components of the Underlying Index are likely to change over time. The Underlying Index includes municipal bonds, the interest of which is exempt from Federal income taxes and not subject to alternative minimum tax. Each bond in the Underlying Index must have a rating of at least BBB- by Standard & Poor’s® Global Ratings, a subsidiary of S&P Global (“S&P Global Ratings”), Baa3 by Moody’s Investors Service, Inc. (“Moody’s”), or BBB by Fitch Ratings, Inc. (“Fitch”). A bond must be rated by at least one of these three rating agencies in order to qualify for the Underlying Index, and the lowest rating will be used in determining if the bond is investment grade. Each bond in the Underlying Index must be a constituent of an offering where the original offering amount was at least \$100 million and have a minimum par amount (i.e., currently outstanding face value) of \$15 million. In addition, each bond must have a minimum remaining term to final maturity greater than or equal to one calendar month to be included in the Underlying Index. The Underlying Index is a market-value weighted index and is subject to a capping methodology that aims at reducing index concentration. The Underlying Index is rebalanced on the last calendar day of the month.

iShares 1-5 Year Investment Grade Corporate Bond ETF (formerly known as iShares Short-Term Corporate Bond ETF) seeks to track the investment results of an index composed of U.S. dollar-denominated, investment-grade corporate bonds with remaining maturities between one and five years. The fund seeks to track the investment results of the ICE ICE® BofA® 1-5 Year US Corporate Index (the “Underlying Index”), which measures the performance of investment-grade corporate bonds of both U.S. and non-U.S. issuers that are U.S. dollar-denominated and publicly issued in the

U.S. domestic market and have a remaining maturity of greater than or equal to one year and less than five years. As of February 28, 2022, there were 3,355 issues in the Underlying Index. As of February 28, 2022, a significant portion of the Underlying Index is represented by securities of companies in the financials industry or sector. The components of the Underlying Index are likely to change over time. The Underlying Index consists of investment-grade corporate bonds of both U.S. and non-U.S. issuers that have a remaining maturity of greater than or equal to one year and less than five years, have been publicly issued in the U.S. domestic market, and have \$250 million or more of outstanding face value. The index provider deems securities as “investment grade” based on the average rating of Fitch (BBB or better), Moody’s (Baa or better) and/or S&P Global Ratings (BBB or better). In addition, the securities in the Underlying Index must be denominated in U.S. dollars and must be fixed-rate. Excluded from the Underlying Index are equity-linked securities, securities in legal default, hybrid securitized corporate bonds, Eurodollar bonds (U.S. dollar-denominated securities not issued in the U.S. domestic market), taxable and tax-exempt U.S. municipal securities and dividends-received-deduction-eligible securities. The Underlying Index is market capitalization-weighted, and the securities in the Underlying Index are updated on the last calendar day of each month. Under normal circumstances, the fund will seek to maintain a weighted average maturity that is less than or equal to three years. Weighted average maturity is a U.S. dollar-weighted average of the remaining term to maturity of the underlying securities in the fund’s portfolio.

iShares 1-3 Year Treasury Bond ETF seeks to track the investment results of an index composed of U.S. Treasury bonds with remaining maturities between one and three years. The fund seeks to track the investment results of the ICE® U.S. Treasury 1-3 Year Bond Index (the “Underlying Index”), which measures the performance of public obligations of the U.S. Treasury that have a remaining maturity of greater than or equal to one year and less than three years. As of February 28, 2022, there were 93 issues in the Underlying Index. The Underlying Index consists of publicly-issued U.S. Treasury securities that have a remaining maturity of greater than or equal to one year and less than three years and have \$300 million or more of outstanding face value, excluding amounts held by the Federal Reserve System (the “Fed”). In addition, the securities in the Underlying Index must be fixed-rate and denominated in U.S. dollars. Excluded from the Underlying Index are inflation-linked securities, Treasury bills, cash management bills, any government agency debt issued with or without a government guarantee and zero-coupon issues that have been stripped from coupon-paying bonds. The Underlying Index is market value weighted, and the securities in the Underlying Index are updated on the last business day of each month.

iShares 3-7 Year Treasury Bond ETF seeks to track the investment results of an index composed of U.S. Treasury bonds with remaining maturities between three and seven years. The fund seeks to track the investment results of the ICE® U.S. Treasury 3-7 Year Bond Index (the “Underlying Index”), which measures the performance of public obligations of the U.S. Treasury that have a remaining maturity of greater than or equal to three years and less than seven years. As of February 28, 2022, there were 97 issues in the Underlying Index. The Underlying Index consists of publicly-issued U.S. Treasury securities that have a remaining maturity of greater than or equal to three years and less than seven years and have \$300 million or more of outstanding face value, excluding amounts held by the Fed. In addition, the securities in the Underlying Index must be fixed-rate and denominated in U.S. dollars. Excluded from the Underlying Index are inflation-linked securities, Treasury bills, cash management bills, any government agency debt issued with or without a government guarantee and zero-coupon issues that have been stripped from coupon-paying bonds. The Underlying Index is market value weighted, and the securities in the Underlying Index are updated on the last business day of each month.

iShares 7-10 Year Treasury Bond ETF seeks to track the investment results of an index composed of U.S. Treasury bonds with remaining maturities between seven and ten years. The fund seeks to track the investment results of the ICE® U.S. Treasury 7-10 Year Bond Index (the “Underlying Index”), which measures the performance of public obligations of the U.S. Treasury that have a remaining maturity of greater than or equal to seven years and less than ten years. As of February 28, 2022, there were 15 issues in the Underlying Index. The Underlying Index consists of publicly-issued U.S. Treasury securities that have a remaining maturity of greater than or equal to seven years and less than ten years and have \$300 million or more of outstanding face value, excluding amounts held by the Fed. In addition, the securities in the Underlying Index must be fixed-rate and denominated in U.S. dollars. Excluded from the Underlying Index are inflation-linked securities, Treasury bills, cash management bills, any government agency debt issued with or without a government guarantee and zero-coupon issues that have been stripped from coupon-paying bonds. The Underlying Index is market value weighted, and the securities in the Underlying Index are updated on the last business day of each month.

iShares 10-20 Year Treasury Bond ETF seeks to track the investment results of an index composed of U.S. Treasury bonds with remaining maturities between ten and twenty years. The fund seeks to track the investment results of the ICE® U.S. Treasury 10-20 Year Bond Index (the “Underlying Index”), which measures the performance of public obligations of the U.S. Treasury that have a remaining maturity of greater than or equal to ten years and less than twenty years. As of February 28, 2022, there were 26 issues in the Underlying Index. The Underlying Index consists of publicly-issued U.S. Treasury securities that have a remaining maturity of greater than or equal to ten years and less than twenty years and have \$300 million or more of outstanding face value, excluding amounts held by the Fed. In addition, the securities in the Underlying Index must be fixed-rate and denominated in U.S. dollars. Excluded from the Underlying Index are inflation-linked securities, Treasury bills, cash management bills, any government agency debt issued with or without a government guarantee and zero-coupon issues that have been stripped from coupon-paying

bonds. The Underlying Index is market value weighted, and the securities in the Underlying Index are updated on the last business day of each month.

iShares 20+ Year Treasury Bond ETF seeks to track the investment results of an index composed of U.S. Treasury bonds with remaining maturities greater than twenty years. The fund seeks to track the investment results of the ICE® U.S. Treasury 20+ Year Bond Index (the “Underlying Index”), which measures the performance of public obligations of the U.S. Treasury that have a remaining maturity greater than or equal to twenty years. As of February 28, 2022, there were 40 issues in the Underlying Index. The Underlying Index consists of publicly-issued U.S. Treasury securities that have a remaining maturity greater than or equal to twenty years and have \$300 million or more of outstanding face value, excluding amounts held by the Fed. In addition, the securities in the Underlying Index must be fixed-rate and denominated in U.S. dollars. Excluded from the Underlying Index are inflation-linked securities, Treasury bills, cash management bills, any government agency debt issued with or without a government guarantee and zero-coupon issues that have been stripped from coupon-paying bonds. The Underlying Index is market value weighted, and the securities in the Underlying Index are updated on the last business day of each month.

iShares Core U.S. Aggregate Bond ETF seeks to track the investment results of an index composed of the total U.S. investment-grade bond market. The fund seeks to track the investment results of the Bloomberg U.S. Aggregate Bond Index (the “Underlying Index”), which measures the performance of the total U.S. investment-grade (as determined by Bloomberg Index Services Limited) bond market. As of February 28, 2022, there were 12,364 issues in the Underlying Index. The Underlying Index includes investment-grade U.S. Treasury bonds, government-related bonds, corporate bonds, mortgage-backed pass-through securities (“MBS”), CMBS and ABS that are publicly offered for sale in the United States. As of February 28, 2022, a significant portion of the Underlying Index is represented by MBS and U.S. Treasury securities. The components of the Underlying Index are likely to change over time. The securities in the Underlying Index must have \$300 million or more of outstanding face value and must have at least one year remaining to maturity, with the exception of amortizing securities such as ABS and MBS, which have lower thresholds as defined by Bloomberg Index Services Limited. In addition, the securities in the Underlying Index must be denominated in U.S. dollars and must be fixed-rate and non-convertible. Certain types of securities, such as state and local government series bonds, structured notes with embedded swaps or other special features, private placements, floating-rate securities and bonds that have been issued in one country’s currency but are traded outside of that country in a different monetary and regulatory system (Eurobonds), are excluded from the Underlying Index. The Underlying Index is market capitalization-weighted, and the securities in the Underlying Index are updated on the last business day of each month. As of February 28, 2022, approximately 24% of the bonds represented in the Underlying Index were U.S. fixed-rate agency MBS. Such securities are issued by entities such as the Government National Mortgage Association (“Ginnie Mae”), the Federal National Mortgage Association (“Fannie Mae”), and the Federal Home Loan Mortgage Corporation (“Freddie Mac”) and are backed by pools of mortgages. Most transactions in fixed-rate MBS occur through standardized contracts for future delivery in which the exact mortgage pools to be delivered are not specified until a few days prior to settlement (TBA transactions). The fund may enter into such contracts on a regular basis. The fund, pending settlement of such contracts, will invest its assets in high-quality, liquid short-term instruments, including shares of money market funds advised by BFA or its affiliates. The fund will assume its pro rata share of the fees and expenses of any money market fund that it may invest in, in addition to the fund’s own fees and expenses. The fund may also acquire interests in mortgage pools through means other than such standardized contracts for future delivery.

iShares Broad USD Investment Grade Corporate Bond ETF seeks to track the investment results of an index composed of U.S. dollar-denominated investment-grade corporate bonds. The fund seeks to track the investment results of the ICE® BofA® US Corporate Index (the “Underlying Index”), which measures the performance of investment-grade corporate bonds of both U.S. and non-U.S. issuers that are U.S. dollar-denominated and publicly issued in the U.S. domestic market. As of February 28, 2022, there were 9,445 issues in the Underlying Index. As of February 28, 2022, a significant portion of the Underlying Index is represented by securities of companies in the financials industry or sector. The components of the Underlying Index are likely to change over time. The Underlying Index consists of investment-grade corporate bonds of both U.S. and non-U.S. issuers that have a remaining maturity of greater than or equal to one year, have been publicly issued in the U.S. domestic market, and have \$250 million or more of outstanding face value. The index provider deems securities as “investment grade” based on the average rating of Fitch (BBB or better), Moody’s (Baa or better) and/or Standard & Poor’s® Financial Services LLC, a subsidiary of S&P Global (BBB or better). In addition, the securities in the Underlying Index must be denominated in U.S. dollars and must be fixed-rate. Excluded from the Underlying Index are equity-linked securities, securities in legal default, hybrid securitized corporate bonds, Eurodollar bonds (U.S. dollar-denominated securities not issued in the U.S. domestic market), taxable and tax-exempt U.S. municipal securities and dividends-received-deduction-eligible securities. The Underlying Index is market capitalization-weighted, and the securities in the Underlying Index are updated on the last calendar day of each month.

iShares Government/Credit Bond ETF seeks to track the investment results of an index composed of U.S. dollar-denominated government, government-related and investment-grade U.S. corporate bonds. The fund seeks to track the investment results of the Bloomberg U.S. Government/Credit Bond Index (the “Underlying Index”), which measures the performance of U.S. dollar-denominated U.S. Treasury bonds, government-related bonds (i.e., U.S. and foreign

agencies, sovereign, supranational and local authority debt) and investment-grade (as determined by Bloomberg Index Services Limited) U.S. corporate bonds that have a remaining maturity of greater than or equal to one year. As of February 28, 2022, there were 8,555 issues in the Underlying Index. As of February 28, 2022, a significant portion of the Underlying Index is represented by U.S. Treasury securities. The components of the Underlying Index are likely to change over time. The Underlying Index consists of U.S. government, government-related and investment-grade U.S. credit securities that have greater than or equal to one year remaining to maturity and have \$300 million or more of outstanding face value. In addition, the securities in the Underlying Index must be denominated in U.S. dollars and must be fixed-rate and non-convertible. Excluded from the Underlying Index are certain special issues such as targeted investor notes, state and local government series bonds and coupon issues that have been stripped from bonds. Also excluded from the Underlying Index are structured notes with embedded swaps or other special features, private placements, floating-rate securities and bonds that have been issued in one country's currency but are traded outside of that country in a different monetary and regulatory system (e.g., Eurobonds). The Underlying Index is market capitalization-weighted and the securities in the Underlying Index are updated on the last business day of each month.

iShares 5-10 Year Investment Grade Corporate Bond ETF (formerly known as iShares Intermediate-Term Corporate Bond ETF) seeks to track the investment results of an index composed of U.S. dollar-denominated investment-grade corporate bonds with remaining maturities between five and ten years. The fund seeks to track the investment results of the ICE[®] BofA[®] 5-10 Year US Corporate Index (the "Underlying Index"), which measures the performance of investment-grade corporate bonds of both U.S. and non-U.S. issuers that are U.S. dollar-denominated and publicly issued in the U.S. domestic market and have a remaining maturity of greater than or equal to five years and less than ten years. As of February 28, 2022, there were 2,684 issues in the Underlying Index. As of February 28, 2022, a significant portion of the Underlying Index is represented by securities of companies in the financials industry or sector. The components of the Underlying Index are likely to change over time. The Underlying Index consists of investment-grade corporate bonds of both U.S. and non-U.S. issuers that have a remaining maturity of greater than or equal to five years and less than ten years, have been publicly issued in the U.S. domestic market, and have \$250 million or more of outstanding face value. The index provider deems securities as "investment grade" based on the average rating of Fitch (BBB or better), Moody's (Baa or better) and/or Standard & Poor's[®] Financial Services LLC, a subsidiary of S&P Global (BBB or better). In addition, the securities in the Underlying Index must be denominated in U.S. dollars and must be fixed-rate. Excluded from the Underlying Index are equity-linked securities, securities in legal default, hybrid securitized corporate bonds, Eurodollar bonds (U.S. dollar-denominated securities not issued in the U.S. domestic market), taxable and tax-exempt U.S. municipal securities and dividends-received-deduction-eligible securities. The Underlying Index is market capitalization-weighted, and the securities in the Underlying Index are updated on the last calendar day of each month. Under normal circumstances, the fund will seek to maintain a weighted average maturity that is greater than three years and lower than 10 years. Weighted average maturity is a U.S. dollar-weighted average of the remaining term to maturity of the underlying securities in the fund's portfolio.

iShares Intermediate Government/Credit Bond ETF seeks to track the investment results of an index composed of U.S. dollar-denominated government, government-related and investment-grade U.S. corporate bonds with remaining maturities between one and ten years. The fund seeks to track the investment results of the Bloomberg U.S. Intermediate Government/Credit Bond Index (the "Underlying Index"), which measures the performance of U.S. dollar-denominated U.S. Treasury bonds, government-related bonds (*i.e.*, U.S. and non-U.S. agencies, sovereign, supranational and local authority debt) and investment-grade (as determined by Bloomberg Index Services Limited) U.S. corporate bonds that have a remaining maturity of greater than one year and less than ten years. As of February 28, 2022, there were 5,431 issues in the Underlying Index. As of February 28, 2022, a significant portion of the Underlying Index is represented by U.S. Treasury securities. The components of the Underlying Index are likely to change over time. The Underlying Index consists of U.S. government, government-related and investment-grade U.S. credit securities that have a greater than one year and less than ten years remaining to maturity and have \$300 million or more of outstanding face value. In addition, the securities in the Underlying Index must be denominated in U.S. dollars and must be fixed-rate and non-convertible. Excluded from the Underlying Index are certain special issues such as targeted investor notes, state and local government series bonds and coupon issues that have been stripped from bonds. Also excluded from the Underlying Index are structured notes with embedded swaps or other special features, private placements, floating-rate securities and bonds that have been issued in one country's currency but are traded outside of that country in a different monetary and regulatory system (e.g., Eurobonds). The Underlying Index is market capitalization-weighted and the securities in the Underlying Index are updated on the last business day of each month.

iShares MBS ETF seeks to track the investment results of an index composed of investment-grade MBS issued and/ or guaranteed by U.S. government agencies. The fund seeks to track the investment results of the Bloomberg U.S. MBS Index (the "Underlying Index"), which measures the performance of investment-grade (as determined by Bloomberg Index Services Limited) MBS issued or guaranteed by U.S. government agencies or sponsored entities. The Underlying Index includes fixed-rate MBS issued by the Ginnie Mae, Fannie Mae and Freddie Mac that have 30-, 20-, or 15-year maturities. All securities in the Underlying Index must have a remaining weighted average maturity of at least one year. In addition, the securities in the Underlying Index must be denominated in U.S. dollars and must be non-convertible. The Underlying Index is market capitalization-weighted and the securities in the Underlying Index are updated on the last business day of each month. As of February 28, 2022, approximately 100% of the bonds

represented in the Underlying Index were U.S. agency MBS. Most transactions in MBS occur through standardized contracts for future delivery in which the exact mortgage pools to be delivered are not specified until a few days prior to settlement (TBA transactions). The fund may enter into such contracts for fixed-rate pass-through securities on a regular basis. The fund, pending settlement of such contracts, will invest its assets in liquid, short-term instruments, including shares of money market funds advised by BFA or its affiliates. The fund will assume its pro rata share of the fees and expenses of any money market fund that it may invest in, in addition to the fund's own fees and expenses. The fund may also acquire interests in mortgage pools through means other than such standardized contracts for future delivery.

iShares Short Treasury Bond ETF seeks to track the investment results of an index composed of U.S. Treasury bonds with remaining maturities of one year or less. The fund seeks to track the investment results of the ICE® Short US Treasury Securities Index (the "Underlying Index"), which measures the performance of public obligations of the U.S. Treasury that have a remaining maturity of less than or equal to one year. Under normal circumstances, the fund will seek to maintain a weighted average maturity of less than one year. Weighted average maturity is the U.S. dollar weighted average of the remaining term to maturity of the underlying securities in the fund's portfolio. As of February 28, 2022, there were 104 components in the Underlying Index. The Underlying Index is market value weighted based on amounts outstanding of issuances consisting of publicly issued U.S. Treasury securities that have a remaining term to final maturity of less than or equal to one year as of the rebalance date and \$1 billion or more of outstanding face value, excluding amounts held by the Fed Open Market Account. In addition, the securities in the Underlying Index must have a fixed coupon schedule and be denominated in U.S. dollars. Excluded from the Underlying Index are inflation-linked debt, and zero-coupon bonds that have been stripped from coupon-paying bonds (e.g., Separate Trading of Registered Interest and Principal of Securities ("STRIPS")). However, the amounts outstanding of qualifying coupon securities in the Underlying Index are not reduced by any individual components of such securities (i.e., coupon or principal) that have been stripped after inclusion in the Underlying Index. The Underlying Index is rebalanced on the last calendar day of each month.

iShares TIPS Bond ETF seeks to track the investment results of an index composed of inflation-protected U.S. Treasury bonds. The fund seeks to track the investment results of the ICE U.S. Treasury Inflation Linked Bond Index (the "Underlying Index"), which tracks the performance of inflation-protected public obligations of the U.S. Treasury, commonly known as "TIPS," that have a remaining maturity of more than one year. TIPS are securities issued by the U.S. Treasury that are designed to provide inflation protection to investors. TIPS are income-generating instruments whose interest and principal payments are adjusted for inflation — a sustained increase in prices that erodes the purchasing power of money. The inflation adjustment, which is typically applied monthly to the principal of the bond, follows a designated inflation index, the Consumer Price Index ("CPI"), and TIPS' principal payments are adjusted according to changes in the CPI. A fixed coupon rate is applied to the inflation-adjusted principal so that, as inflation rises, both the principal value and the interest payments increase. This can provide investors with a hedge against inflation, as it helps preserve the purchasing power of an investment. Because of this inflation adjustment feature, inflation-protected bonds typically have lower yields than conventional fixed-rate bonds. Qualifying securities must have more than one year remaining to final maturity as of the rebalancing date and at least \$300 million of outstanding face value, excluding amounts held by the Fed Open Market Account ("SOMA"). In addition, the securities in the Underlying Index must have a fixed coupon schedule and must be denominated in U.S. dollars. Excluded from the Underlying Index are government agency debt with or without a government guarantee, securities issued or marketed primarily to retail investors, floating rate notes, cash management and Treasury bills, original issue zero coupon securities and STRIPs. However, the amounts outstanding of qualifying securities in the Underlying Index are not reduced by any portions of such securities that have been stripped after inclusion in the Underlying Index. Index constituents are market capitalization weighted based on amounts outstanding reduced by amounts held by the Federal Reserve SOMA. The Underlying Index is rebalanced on the last calendar day of each month.

iShares J.P. Morgan USD Emerging Markets Bond ETF seeks to track the investment results of an index composed of U.S. dollar-denominated, emerging market bonds. The fund seeks to track the investment results of the J.P. Morgan EMBI® Global Core Index (the "Underlying Index"), which is a broad, diverse U.S. dollar-denominated emerging markets debt benchmark that tracks the total return of actively traded external debt instruments in emerging market countries. The methodology is designed to distribute the weight of each country within the Underlying Index by limiting the weights of countries with higher debt outstanding and reallocating this excess to countries with lower debt outstanding. The Underlying Index was composed of 57 countries as of October 31, 2022. As of October 31, 2022, the Underlying Index's five highest weighted countries were Indonesia, Mexico, Saudi Arabia, Turkey and the United Arab Emirates. The Underlying Index may change its composition and weighting monthly upon rebalancing. The Underlying Index includes both fixed-rate and floating-rate instruments issued by sovereign and quasi-sovereign entities from index-eligible countries. Quasi-sovereign entities are defined as entities that are 100% guaranteed or 100% owned by the national government and reside in the index-eligible country. To be considered for inclusion in the Underlying Index, instruments must (i) be denominated in U.S. dollars, (ii) have a current face amount outstanding of \$1 billion or more, (iii) have at least 2.5 years until maturity to be eligible for inclusion and, at each subsequent rebalance, have at least one year until maturity to remain in the index, (iv) be able to settle internationally through Euroclear or another institution domiciled outside the issuing country and (v) have bid and offer prices that are available on a daily and

timely basis sourced from a third party valuation vendor. As of October 31, 2022, the Underlying Index consisted of both investment-grade and non-investment-grade bonds (commonly referred to as “junk bonds”), each as defined by JPMorgan Chase & Co. Convertible bonds are not eligible for inclusion in the Underlying Index. The Underlying Index is market value weighted and is rebalanced monthly on the last business day of the month. Eligible issuer countries must have (1) gross national income below the index income ceiling for three consecutive years or (2) an Index Purchasing Power Parity Ratio (the “IPR”) below the EM IPR threshold, each as defined by JPMorgan Chase & Co., for three consecutive years.

iShares iBoxx \$ High Yield Corporate Bond ETF seeks to track the investment results of an index composed of U.S. dollar-denominated, high yield corporate bonds. The fund seeks to track the investment results of the Markit iBoxx[®] USD Liquid High Yield Index (the “Underlying Index”), which is a rules-based index consisting of U.S. dollar-denominated, high yield (as determined by Markit Indices Limited) corporate bonds for sale in the United States. The Underlying Index is designed to provide a broad representation of the U.S. dollar-denominated liquid high yield corporate bond market. The Underlying Index is a modified market-value weighted index with a cap on each issuer of 3%. There is no limit to the number of issues in the Underlying Index. As of February 28, 2022, the Underlying Index included approximately 1,267 constituents. As of February 28, 2022, a significant portion of the Underlying Index is represented by securities of companies in the consumer services industry or sector. The components of the Underlying Index are likely to change over time. Bonds in the Underlying Index are selected from the universe of eligible bonds in the Markit iBoxx USD Corporate Bond Index using defined rules. As of June 29, 2022, the bonds eligible for inclusion in the Underlying Index include U.S. dollar-denominated high yield corporate bonds that: (i) are issued by companies domiciled in countries classified as developed markets by Markit Indices Limited; (ii) have an average rating of sub-investment grade (ratings from Fitch, Moody’s or S&P Global Ratings are considered; if more than one agency provides a rating, the average rating is attached to the bond); (iii) are from issuers with at least \$1 billion outstanding face value; (iv) have at least \$400 million of outstanding face value; (v) have an original maturity date of less than 15 years; (vi) have at least one year to maturity; and (vii) have at least one year and 6 months to maturity for new index insertions.

The following table lists the Underlying Funds and the asset allocation for each Fund as of March 31, 2023. BFA allocates each Fund's assets among the Underlying Funds based on the Fund's investment objective and policies. The asset allocation for each Fund will vary over time, and BFA is not required to invest any Fund's assets in each of the Underlying Funds or in any particular percentage in any given Underlying Fund. BFA may add, eliminate or replace Underlying Funds at any time:

Underlying Funds
(as of March 31, 2023)

	LifePath Index Retirement Fund	LifePath Index 2025 Fund	LifePath Index 2030 Fund	LifePath Index 2035 Fund	LifePath Index 2040 Fund
CAPITAL GROWTH					
Large Cap Index Master Portfolio	20.83%	24.56%	32.53%	39.88%	46.86%
Master Small Cap Index Series	3.05%	2.83%	2.24%	1.75%	1.29%
iShares Core MSCI Total International Stock ETF	13.80%	15.93%	20.73%	24.96%	28.96%
iShares Developed Real Estate Index Fund	2.13%	2.05%	2.62%	3.17%	3.70%
CAPITAL GROWTH AND INCOME					
iShares TIPS Bond ETF	8.01%	7.78%	6.84%	5.62%	4.08%
iShares U.S. Intermediate Credit Bond Index Fund	7.30%	6.93%	4.94%	3.42%	1.60%
iShares U.S. Long Credit Bond Index Fund	3.30%	3.89%	4.77%	4.58%	4.51%
iShares U.S. Securitized Bond Index Fund	15.55%	13.90%	10.40%	7.30%	4.49%
iShares U.S. Long Government Bond Index Fund	6.73%	7.02%	5.43%	4.02%	2.54%
iShares U.S. Intermediate Government Bond Index Fund	19.26%	14.95%	9.32%	5.18%	1.79%
INCOME					
BlackRock Cash Funds: Treasury	0.04%	0.16%	0.18%	0.12%	0.18%
	LifePath Index 2045 Fund	LifePath Index 2050 Fund	LifePath Index 2055 Fund	LifePath Index 2060 Fund	LifePath Index 2065 Fund
CAPITAL GROWTH					
Large Cap Index Master Portfolio	52.71%	56.40%	57.48%	57.49%	57.26%
Master Small Cap Index Series	1.10%	1.10%	1.08%	1.12%	1.18%
iShares Core MSCI Total International Stock ETF	32.40%	34.67%	35.50%	35.51%	35.47%
iShares Developed Real Estate Index Fund	4.14%	4.45%	4.62%	4.62%	4.65%
CAPITAL GROWTH AND INCOME					
iShares TIPS Bond ETF	2.42%	0.94%	0.24%	0.14%	0.00%
iShares U.S. Intermediate Credit Bond Index Fund	0.06%	0.00%	0.00%	0.00%	0.00%
iShares U.S. Long Credit Bond Index Fund	4.21%	2.10%	0.79%	0.87%	1.01%
iShares U.S. Securitized Bond Index Fund	2.08%	0.00%	0.00%	0.00%	0.00%
iShares U.S. Long Government Bond Index Fund	0.58%	0.06%	0.00%	0.00%	0.00%
iShares U.S. Intermediate Government Bond Index Fund	0.03%	0.00%	0.00%	0.00%	0.00%
INCOME					
BlackRock Cash Funds: Treasury	0.27%	0.28%	0.29%	0.25%	0.43%

Note: The allocation percentages may not add to, or may appear to exceed, 100% due to rounding.

The "S&P 500[®]," "S&P National AMT-Free Municipal Bond Index[™]" and "S&P North American Natural Resources Sector Index[™]" (collectively, the "S&P Indexes") are products of S&P Dow Jones Indices LLC, a division of S&P Global, or its affiliates ("SPDJI") and have been licensed for use by BFA or its affiliates. Standard & Poor's[®] and S&P[®] are registered trademarks of Standard & Poor's Financial Services LLC, a division of S&P Global ("S&P"); Dow Jones[®] is a registered trademark of Dow Jones Trademark Holdings LLC ("Dow Jones"); and these trademarks have been licensed for use by SPDJI and sublicensed for certain purposes by iShares Trust. The iShares Core S&P 500 ETF, iShares National Muni Bond ETF and iShares North American Natural Resources ETF (collectively, the "iShares S&P Funds") are not sponsored, endorsed, sold or promoted by SPDJI, Dow Jones, S&P or their respective affiliates, and none of such parties make any representation regarding the advisability of investing in such product(s) nor do they have any liability for any errors, omissions, or interruptions of the S&P Indexes.

The iShares Russell Mid-Cap ETF and the iShares Russell 2000 ETF (the "iShares Russell Funds") are not in any way connected to or sponsored, endorsed, sold or promoted by the London Stock Exchange Group plc and its group undertakings (collectively, the "LSE Group"). The LSE Group does not accept any liability whatsoever to any person arising out of the use of the iShares Russell Funds or the underlying data.

The iShares MSCI Canada ETF, iShares MSCI EAFE ETF, iShares MSCI EAFE Small-Cap ETF, iShares MSCI Emerging Markets ETF, iShares MSCI Emerging Markets Small-Cap ETF and iShares Core MSCI Total International Stock ETF (collectively, the “iShares MSCI Funds”) are not sponsored, endorsed, or promoted by MSCI Inc. (“MSCI”), and MSCI bears no liability with respect to the iShares MSCI Funds or “MSCI Canada Custom Capped Index,” “MSCI EAFE Index,” “MSCI Emerging Markets Index,” “MSCI Emerging Markets Small Cap Index,” “MSCI ACWI ex USA IMI” and “MSCI EAFE Small Cap Index” (collectively, the “MSCI Indexes”). The “Disclaimers” section of this prospectus contains a more detailed description of the limited relationship MSCI has with BFA or its affiliates and any related funds.

The ICE BofA 1-5 Year US Corporate Index, ICE U.S. Treasury 1-3 Year Bond Index, ICE U.S. Treasury 3-7 Year Bond Index, ICE U.S. Treasury 7-10 Year Bond Index, ICE U.S. Treasury 10-20 Year Bond Index, ICE U.S. Treasury 20+ Year Bond Index, ICE BofA US Corporate Index, ICE BofA 5-10 Year US Corporate Index and ICE Short US Treasury Securities Index (collectively, the “ICE Indexes”) are service/trade marks of ICE Data Indices, LLC (“ICE Data”) or its affiliates (“Interactive Data”) and have been licensed for use by BlackRock, Inc. and its affiliates in connection with the iShares 1-5 Year Investment Grade Corporate Bond ETF, iShares 1-3 Year Treasury Bond ETF, iShares 3-7 Year Treasury Bond ETF, iShares 7-10 Year Treasury Bond ETF, iShares 10-20 Year Treasury Bond ETF, iShares 20+ Year Treasury Bond ETF, iShares Broad USD Investment Grade Corporate Bond ETF, iShares 5-10 Year Investment Grade Corporate Bond ETF and iShares Short Treasury Bond ETF (collectively, the “iShares ICE Funds”). Neither BlackRock, Inc., iShares Trust nor the iShares ICE Funds, as applicable, are sponsored, endorsed, sold or promoted by ICE Data and ICE Data makes no representations or warranties regarding BlackRock, Inc. or the iShares ICE Funds or the ability of the the iShares ICE Funds to track the applicable Index.

ICE DATA MAKES NO EXPRESS OR IMPLIED WARRANTIES, AND HEREBY EXPRESSLY DISCLAIMS ALL WARRANTIES OF MERCHANTABILITY OR FITNESS FOR A PARTICULAR PURPOSE WITH RESPECT TO THE ICE INDEXES OR ANY DATA INCLUDED THEREIN. IN NO EVENT SHALL ICE DATA HAVE ANY LIABILITY FOR ANY SPECIAL, PUNITIVE, DIRECT, INDIRECT, OR CONSEQUENTIAL DAMAGES (INCLUDING LOST PROFITS), EVEN IF NOTIFIED OF THE POSSIBILITY OF SUCH DAMAGES.

“Bloomberg®” and “Bloomberg U.S. Aggregate Bond Index,” “Bloomberg U.S. Government/Credit Bond Index,” “Bloomberg U.S. Intermediate Credit Bond Index,” “Bloomberg U.S. Intermediate Government Bond Index,” “Bloomberg U.S. Intermediate Government/Credit Bond Index,” “Bloomberg U.S. Long Credit Bond Index,” “Bloomberg U.S. Long Government Bond Index,” “Bloomberg U.S. MBS Index,” “Bloomberg U.S. Securitized: MBS, ABS, and CMBS Index” and “Bloomberg U.S. Treasury Inflation Protected Securities (TIPS) Index (Series-L)” (collectively, the “Bloomberg Indexes”) are service marks of Bloomberg Finance L.P. and its affiliates, including Bloomberg Index Services Limited (“BISL”), the administrator of the index (collectively, “Bloomberg”) and have been licensed for use for certain purposes by BFA or its affiliates. Bloomberg is not affiliated with BFA or its affiliates, and Bloomberg does not approve, endorse, review, or recommend iShares Core U.S. Aggregate Bond ETF, iShares Government/Credit Bond ETF, iShares Intermediate Government/Credit Bond ETF, iShares MBS ETF, iShares U.S. Intermediate Credit Bond Index Fund, iShares U.S. Intermediate Government Bond Index Fund, iShares U.S. Long Credit Bond Index Fund, iShares U.S. Long Government Bond Index Fund, iShares U.S. Securitized Bond Index Fund and iShares TIPS Bond ETF (collectively, the “iShares Bloomberg Funds”). Bloomberg does not guarantee the timeliness, accurateness, or completeness of any data or information relating to the iShares Bloomberg Funds.

“J.P. Morgan” and “J.P. Morgan EMBI® Global Core Index” are trademarks of JPMorgan Chase & Co. (“J.P. Morgan”) and have been licensed for use for certain purposes by BFA or its affiliates.

Markit® and iBoxx® are service marks of Markit North America, Inc and/or Markit Indices GmbH (“Markit”) and have been licensed for use by BFA or its affiliates.

The Markit iBoxx® USD Liquid High Yield Index referenced herein is the property of Markit and is used under license. The iShares iBoxx \$ High Yield Corporate Bond ETF is not sponsored, endorsed, or promoted by Markit or any of its members.

iShares® and BlackRock® are registered trademarks of BFA and its affiliates.

A Further Discussion of Risk Factors

This section contains a description of the general risks of investing in the Funds. The “Investment Objectives and Policies” section in the SAI also includes more information about the Funds, their investments and the related risks. There can be no guarantee that a Fund will meet its objective or that a Fund’s performance will be positive for any period of time. Investors may lose money investing in a Fund. An investment in a Fund is not a deposit in any bank and is not insured or guaranteed by the Federal Deposit Insurance Corporation or by any bank or government agency. Each Fund allocates and reallocates its assets among a combination of Underlying Funds. Therefore, references to a Fund in the description of risks below may include the Underlying Funds in which the Fund invests, as applicable. The order of the below risk factors does not indicate the significance of any particular risk factor.

Principal Risks of the Funds’ Investment Strategies

■ **Affiliated Fund Risk** — In managing the Fund, BFA will have authority to select and substitute underlying funds and ETFs. BFA may be subject to potential conflicts of interest in selecting underlying funds and ETFs because the fees paid to BFA by some underlying funds and ETFs are higher than the fees paid by other underlying funds and ETFs. However, BFA is a fiduciary to the Fund and is legally obligated to act in the Fund’s best interests when selecting underlying funds and ETFs. If an underlying fund or ETF holds interests in an affiliated fund, the Fund may be prohibited from purchasing shares of that underlying fund or ETF.

■ **Allocation Risk** — The Fund’s ability to achieve its investment objective depends upon the Fund’s asset class allocation and the mix of Underlying Funds. There is a risk that the asset class allocation or the combination of Underlying Funds may be incorrect in view of actual market conditions. In addition, there is no guarantee that the Underlying Funds will achieve their investment objectives, and the Underlying Funds’ performance may be lower than the performance of the indexes whose performance they were designed to match. The Underlying Funds may change

their investment objectives or policies without the approval of the Fund. If an Underlying Fund were to change its investment objective or policies, the Fund might be forced to withdraw its investment from the Underlying Fund at a disadvantageous time and price. In addition, the asset allocation or the combination of Underlying Funds determined by BFA could result in underperformance as compared to funds with similar investment objectives and strategies.

- **Debt Securities Risk** — Debt securities, such as bonds, involve interest rate risk, credit risk, extension risk, and prepayment risk, among other things.

Interest Rate Risk — The market value of bonds and other fixed-income securities changes in response to interest rate changes and other factors. Interest rate risk is the risk that prices of bonds and other fixed-income securities will increase as interest rates fall and decrease as interest rates rise.

The Fund may be subject to a greater risk of rising interest rates due to the recent period of historically low interest rates. For example, if interest rates increase by 1%, assuming a current portfolio duration of ten years, and all other factors being equal, the value of the Fund's investments would be expected to decrease by 10%. (Duration is a measure of the price sensitivity of a debt security or portfolio of debt securities to relative changes in interest rates.) The magnitude of these fluctuations in the market price of bonds and other fixed-income securities is generally greater for those securities with longer maturities. Fluctuations in the market price of the Fund's investments will not affect interest income derived from instruments already owned by the Fund, but will be reflected in the Fund's net asset value. The Fund may lose money if short-term or long-term interest rates rise sharply in a manner not anticipated by Fund management.

To the extent the Fund invests in debt securities that may be prepaid at the option of the obligor (such as mortgage-backed securities), the sensitivity of such securities to changes in interest rates may increase (to the detriment of the Fund) when interest rates rise. Moreover, because rates on certain floating rate debt securities typically reset only periodically, changes in prevailing interest rates (and particularly sudden and significant changes) can be expected to cause some fluctuations in the net asset value of the Fund to the extent that it invests in floating rate debt securities.

These basic principles of bond prices also apply to U.S. Government securities. A security backed by the "full faith and credit" of the U.S. Government is guaranteed only as to its stated interest rate and face value at maturity, not its current market price. Just like other fixed-income securities, government-guaranteed securities will fluctuate in value when interest rates change.

The Federal Reserve has recently begun to raise the federal funds rate as part of its efforts to address rising inflation. There is a risk that interest rates will continue to rise, which will likely drive down the prices of bonds and other fixed-income securities. A general rise in interest rates has the potential to cause investors to move out of fixed-income securities on a large scale, which may increase redemptions from mutual funds that hold large amounts of fixed-income securities. Heavy redemptions could cause the Fund to sell assets at inopportune times or at a loss or depressed value and could hurt the Fund's performance.

During periods of very low or negative interest rates, the Fund may be unable to maintain positive returns. Certain countries have recently experienced negative interest rates on certain fixed-income instruments. Very low or negative interest rates may magnify interest rate risk. Changing interest rates, including rates that fall below zero, may have unpredictable effects on markets, may result in heightened market volatility and may detract from Fund performance to the extent the Fund is exposed to such interest rates.

Credit Risk — Credit risk refers to the possibility that the issuer of a debt security (i.e., the borrower) will not be able to make payments of interest and principal when due. Changes in an issuer's credit rating or the market's perception of an issuer's creditworthiness may also affect the value of the Fund's investment in that issuer. The degree of credit risk depends on both the financial condition of the issuer and the terms of the obligation.

Extension Risk — When interest rates rise, certain obligations will be paid off by the obligor more slowly than anticipated, causing the value of these obligations to fall. Rising interest rates tend to extend the duration of securities, making them more sensitive to changes in interest rates. The value of longer-term securities generally changes more in response to changes in interest rates than shorter-term securities. As a result, in a period of rising interest rates, securities may exhibit additional volatility and may lose value.

Prepayment Risk — When interest rates fall, certain obligations will be paid off by the obligor more quickly than originally anticipated, and the Fund may have to invest the proceeds in securities with lower yields. In periods of falling interest rates, the rate of prepayments tends to increase (as does price fluctuation) as borrowers are motivated to pay off debt and refinance at new lower rates. During such periods, reinvestment of the prepayment proceeds by the management team will generally be at lower rates of return than the return on the assets that were prepaid. Prepayment reduces the yield to maturity and the average life of the security.

- **Equity Securities Risk** — Common and preferred stocks represent equity ownership in a company. Stock markets are volatile. The price of equity securities will fluctuate and can decline and reduce the value of a portfolio investing

in equities. The value of equity securities purchased by the Fund could decline if the financial condition of the companies the Fund invests in declines or if overall market and economic conditions deteriorate. The value of equity securities may also decline due to factors that affect a particular industry or industries, such as labor shortages or an increase in production costs and competitive conditions within an industry. In addition, the value may decline due to general market conditions that are not specifically related to a company or industry, such as real or perceived adverse economic conditions, changes in the general outlook for corporate earnings, changes in interest or currency rates or generally adverse investor sentiment.

■ **Investments in Underlying Funds Risk** — The Fund invests substantially all of its assets in Underlying Funds, so the Fund's investment performance is directly related to the performance of the Underlying Funds. The Fund's net asset value will change with changes in the value of the Underlying Funds and other securities in which it invests. An investment in the Fund will entail more direct and indirect costs and expenses than a direct investment in the Underlying Funds. For example, the Fund indirectly pays a portion of the expenses (including operating expenses and management fees) incurred by the Underlying Funds. Additionally, in managing the Fund, BFA will have the authority to select and substitute Underlying Funds and BFA may be subject to potential conflicts of interest in selecting Underlying Funds because the fees paid to BFA or its affiliates by some Underlying Funds are higher than the fees paid by other Underlying Funds.

One Underlying Fund may buy the same securities that another Underlying Fund sells. Also, an investor in the Fund may receive taxable gains from portfolio transactions by an Underlying Fund, as well as taxable gains from transactions in shares of the Underlying Fund by the Fund. Certain of the Underlying Funds may hold common portfolio securities, thereby reducing the diversification benefits of the Fund.

In order to minimize expenses, the Fund intends generally to invest in the class of shares of each Underlying Fund with the lowest shareholder fees and net fund operating expenses. However, when deciding between investing in an Underlying iShares Fund and an Underlying Index Fund benchmarked to the same index, should other factors warrant, the Fund may not necessarily invest in the Underlying Fund with the lowest shareholder fees and net fund operating expense ratio. As the Underlying Funds or the Fund's allocations among the Underlying Funds change from time to time, or to the extent that the expense ratio of the Underlying Funds changes, the weighted average operating expenses borne by the Fund may increase or decrease.

Underlying iShares Funds are subject to additional risks due to their shares being listed and traded on securities exchanges. The per share net asset value of an ETF is calculated at the end of each business day and fluctuates with changes in the market value of the ETF's holdings since the most recent calculation. The trading prices of an ETF's shares fluctuate continuously throughout trading hours based on market supply and demand rather than net asset value. The trading prices of an ETF's shares may deviate significantly from net asset value during periods of market volatility. Any of these factors may lead to an ETF's shares trading at a premium or discount to net asset value. However, because shares can be created and redeemed in creation units, which are aggregated blocks of shares that authorized participants who have entered into agreements with the ETF's distributor can purchase or redeem directly from the ETF, at net asset value (unlike shares of many closed-end funds, which frequently trade at appreciable discounts from, and sometimes at premiums to, their net asset values), large discounts or premiums to the net asset value of an ETF are not likely to be sustained over the long-term. While the creation/redemption feature is designed to make it likely that an ETF's shares normally trade on exchanges at prices close to the ETF's next calculated net asset value, exchange prices are not expected to correlate exactly with an ETF's net asset value due to timing reasons as well as market supply and demand factors. In addition, disruptions to creations and redemptions or the existence of extreme market volatility may result in trading prices that differ significantly from net asset value. If a shareholder purchases at a time when the market price is at a premium to the net asset value or sells at a time when the market price is at a discount to the net asset value, the shareholder may sustain losses.

There can be no assurance that an active trading market for these particular ETFs will develop or be maintained. Trading in ETFs may be halted because of market conditions or for reasons that, in the view of the listing exchange, make trading in ETFs inadvisable. In addition, trading in ETFs is subject to trading halts caused by extraordinary market volatility pursuant to "circuit breaker" rules. There can be no assurance that the requirements necessary to maintain the listing of ETFs will continue to be met or will remain unchanged.

■ **Market Risk and Selection Risk** — Market risk is the risk that one or more markets in which the Fund invests will go down in value, including the possibility that the markets will go down sharply and unpredictably. The value of a security or other asset may decline due to changes in general market conditions, economic trends or events that are not specifically related to the issuer of the security or other asset, or factors that affect a particular issuer or issuers, exchange, country, group of countries, region, market, industry, group of industries, sector or asset class. Local, regional or global events such as war, acts of terrorism, the spread of infectious illness or other public health issues like pandemics or epidemics, recessions, or other events could have a significant impact on the Fund and its investments. Selection risk is the risk that the securities selected by Fund management will underperform the markets, the relevant indices or the securities selected by other funds with similar investment objectives and investment strategies. This means you may lose money.

An outbreak of an infectious coronavirus (COVID-19) that was first detected in December 2019 developed into a global pandemic that has resulted in numerous disruptions in the market and has had significant economic impact leaving general concern and uncertainty. Although vaccines have been developed and approved for use by various governments, the duration of the pandemic and its effects cannot be predicted with certainty. The impact of this coronavirus, and other epidemics and pandemics that may arise in the future, could affect the economies of many nations, individual companies and the market in general ways that cannot necessarily be foreseen at the present time.

- **Retirement Income Risk** — The Fund does not provide a guarantee that sufficient capital appreciation will be achieved to provide adequate income at and through retirement. The Fund also does not ensure that you will have assets in your account sufficient to cover your retirement expenses or that you will have enough saved to be able to retire in the target year identified in the Fund's name, if applicable; this will depend on the amount of money you have invested in the Fund, the length of time you have held your investment, the returns of the markets over time, the amount you spend in retirement, and your other assets and income sources.
- **Risk of Investing in the United States** — A decrease in imports or exports, changes in trade regulations, inflation and/or an economic recession in the United States may have a material adverse effect on the U.S. economy and the securities listed on U.S. exchanges. Proposed and adopted policy and legislative changes in the United States are changing many aspects of financial, commercial, public health, environmental, and other regulation and may have a significant effect on U.S. markets generally, as well as on the value of certain securities. Governmental agencies project that the United States will continue to maintain elevated public debt levels for the foreseeable future. Although elevated debt levels do not necessarily indicate or cause economic problems, elevated public debt service costs may constrain future economic growth.

The United States has developed increasingly strained relations with a number of foreign countries. If relations with certain countries deteriorate, it could adversely affect U.S. issuers as well as non-U.S. issuers that rely on the United States for trade. The United States has also experienced increased internal unrest and discord, as well as significant challenges in managing and containing the outbreak of COVID-19. If these trends were to continue, it may have an adverse impact on the U.S. economy and the issuers in which the Fund invests.

Principal Risks of the Underlying Funds

- **Asset Class Risk** — The securities or other assets in an Underlying Index or in an Underlying Fund's portfolio may underperform in comparison to other securities or indexes that track other countries, groups of countries, regions, industries, groups of industries, markets, asset classes or sectors. Various types of securities, currencies and indexes or assets may experience cycles of outperformance and underperformance in comparison to the general financial markets depending upon a number of factors including, among other things, inflation, interest rates, productivity, global demand for local products or resources, and regulation and governmental controls. This may cause an Underlying Fund to underperform other investment vehicles that invest in different asset classes.
- **Authorized Participant Concentration Risk** — Only an authorized participant may engage in creation or redemption transactions directly with an ETF, and none of those authorized participants is obligated to engage in creation and/or redemption transactions. The Underlying Funds that are ETFs have a limited number of institutions that may act as authorized participants on an agency basis (i.e., on behalf of other market participants). To the extent that authorized participants exit the business or are unable to proceed with creation or redemption orders with respect to an ETF and no other authorized participant is able to step forward to create or redeem, the ETF shares may be more likely to trade at a premium or discount to net asset value and possibly face trading halts or delisting. Authorized participant concentration risk may be heightened for ETFs that invest in securities issued by non-U.S. issuers or other securities or instruments that have lower trading volumes.
- **Concentration Risk** — To the extent that an Underlying Index of an Underlying Fund is concentrated in the securities of companies, a particular market, industry, group of industries, sector or asset class, country, region or group of countries, that Underlying Fund may be adversely affected by the performance of those securities, may be subject to increased price volatility and may be more susceptible to adverse economic, market, political or regulatory occurrences affecting that market, industry, group of industries, sector or asset class, country, region or group of countries.
- **Currency Risk** — Because the net asset value of an Underlying Fund that is an ETF is determined in U.S. dollars, the Underlying Fund's net asset value could decline if the currency of a non-U.S. market in which the Underlying Fund invests depreciates against the U.S. dollar or if there are delays or limits on repatriation of such currency. Currency exchange rates can be very volatile and can change quickly and unpredictably. As a result, the net asset value of an Underlying Fund that is an ETF may change quickly and without warning.
- **Depository Receipts Risk** — Depository receipts are generally subject to the same risks as the foreign securities that they evidence or into which they may be converted. In addition to investment risks associated with the underlying issuer, depository receipts expose the Fund to additional risks associated with the non-uniform terms that apply to depository receipt programs, credit exposure to the depository bank and to the sponsors and other parties with whom the depository bank establishes the programs, currency risk and the risk of an illiquid market for

depository receipts. The issuers of unsponsored depository receipts are not obligated to disclose information that is, in the United States, considered material. Therefore, there may be less information available regarding these issuers and there may not be a correlation between such information and the market value of the depository receipts.

- **Derivatives Risk** — The Fund's use of derivatives may increase its costs, reduce the Fund's returns and/or increase volatility. Derivatives involve significant risks, including:

Volatility Risk — The Fund's use of derivatives may reduce the Fund's returns and/or increase volatility. Volatility is defined as the characteristic of a security, an index or a market to fluctuate significantly in price within a short time period. A risk of the Fund's use of derivatives is that the fluctuations in their values may not correlate with the overall securities markets.

Counterparty Risk — Derivatives are also subject to counterparty risk, which is the risk that the other party in the transaction will not fulfill its contractual obligation.

Market and Illiquidity Risk — Some derivatives are more sensitive to interest rate changes and market price fluctuations than other securities. The possible lack of a liquid secondary market for derivatives and the resulting inability of the Fund to sell or otherwise close a derivatives position could expose the Fund to losses and could make derivatives more difficult for the Fund to value accurately. The Fund could also suffer losses related to its derivatives positions as a result of unanticipated market movements, which losses are potentially unlimited. Finally, BFA may not be able to predict correctly the direction of securities prices, interest rates and other economic factors, which could cause the Fund's derivatives positions to lose value.

Valuation Risk — Valuation may be more difficult in times of market turmoil since many investors and market makers may be reluctant to purchase complex instruments or quote prices for them. Derivatives may also expose the Fund to greater risk and increase its costs. Certain transactions in derivatives involve substantial leverage risk and may expose the Fund to potential losses that exceed the amount originally invested by the Fund.

Hedging Risk — When a derivative is used as a hedge against a position that the Fund holds, any loss generated by the derivative generally should be substantially offset by gains on the hedged investment, and vice versa. While hedging can reduce or eliminate losses, it can also reduce or eliminate gains. Hedges are sometimes subject to imperfect matching between the derivative and the underlying security, and there can be no assurance that the Fund's hedging transactions will be effective. The use of hedging may result in certain adverse tax consequences noted below.

Tax Risk — The federal income tax treatment of a derivative may not be as favorable as a direct investment in an underlying asset and may adversely affect the timing, character and amount of income the Fund realizes from its investments. As a result, a larger portion of the Fund's distributions may be treated as ordinary income rather than capital gains. In addition, certain derivatives are subject to mark-to-market or straddle provisions of the Internal Revenue Code of 1986, as amended (the "Internal Revenue Code"). If such provisions are applicable, there could be an increase (or decrease) in the amount of taxable dividends paid by the Fund. In addition, the tax treatment of certain derivatives, such as swaps, is unsettled and may be subject to future legislation, regulation or administrative pronouncements issued by the Internal Revenue Service (the "IRS").

Regulatory Risk — Derivative contracts, including, without limitation, swaps, currency forwards and non-deliverable forwards, are subject to regulation under the Dodd-Frank Wall Street Reform and Consumer Protection Act (the "Dodd-Frank Act") in the United States and under comparable regimes in Europe, Asia and other non-U.S. jurisdictions. Under the Dodd-Frank Act, with respect to uncleared swaps, swap dealers are required to collect variation margin from the Fund and may be required by applicable regulations to collect initial margin from the Fund. Both initial and variation margin may be comprised of cash and/or securities, subject to applicable regulatory haircuts. Shares of investment companies (other than certain money market funds) may not be posted as collateral under applicable regulations. In addition, regulations adopted by global prudential regulators that are now in effect require certain bank-regulated counterparties and certain of their affiliates to include in certain financial contracts, including many derivatives contracts, terms that delay or restrict the rights of counterparties, such as the Fund, to terminate such contracts, foreclose upon collateral, exercise other default rights or restrict transfers of credit support in the event that the counterparty and/or its affiliates are subject to certain types of resolution or insolvency proceedings. The implementation of these requirements with respect to derivatives, as well as regulations under the Dodd-Frank Act regarding clearing, mandatory trading and margining of other derivatives, may increase the costs and risks to the Fund of trading in these instruments and, as a result, may affect returns to investors in the Fund.

On October 28, 2020, the Securities and Exchange Commission (the "SEC") adopted new regulations governing the use of derivatives by registered investment companies ("Rule 18f-4"). The Fund will be required to implement and comply with Rule 18f-4 by August 19, 2022. Once implemented, Rule 18f-4 will impose limits on the amount of derivatives a fund can enter into, eliminate the asset segregation framework currently used by funds to comply with Section 18 of the Investment Company Act, treat derivatives as senior securities and require funds whose use of derivatives is more than a limited specified exposure amount to establish and maintain a comprehensive derivatives risk management program and appoint a derivatives risk manager.

In addition, other future regulatory developments may impact the Fund's ability to invest or remain invested in certain derivatives. Legislation or regulation may also change the way in which the Fund itself is regulated. BFA cannot predict the effects of any new governmental regulation that may be implemented on the ability of the Fund to use swaps or any other financial derivative product, and there can be no assurance that any new governmental regulation will not adversely affect the Fund's ability to achieve its investment objective.

Risks Specific to Certain Derivatives Used by the Fund

Futures — Futures are standardized, exchange-traded contracts that obligate a purchaser to take delivery, and a seller to make delivery, of a specific amount of an asset at a specified future date at a specified price. The primary risks associated with the use of futures contracts and options are: (a) the imperfect correlation between the change in market value of the instruments held by the Fund and the price of the futures contract or option; (b) the possible lack of a liquid secondary market for a futures contract and the resulting inability to close a futures contract when desired; (c) losses caused by unanticipated market movements, which are potentially unlimited; (d) the investment adviser's inability to predict correctly the direction of securities prices, interest rates, currency exchange rates and other economic factors; and (e) the possibility that the counterparty will default in the performance of its obligations.

- **Emerging Markets Risk** — The risks of foreign investments are usually much greater for emerging markets. Investments in emerging markets may be considered speculative. Emerging markets may include those in countries considered emerging or developing by the World Bank, the International Finance Corporation or the United Nations. Emerging markets are riskier than more developed markets because they tend to develop unevenly and may never fully develop. They are more likely to experience hyperinflation and currency devaluations, which adversely affect returns to U.S. investors. In addition, many emerging markets have far lower trading volumes and less liquidity than developed markets. Since these markets are often small, they may be more likely to suffer sharp and frequent price changes or long-term price depression because of adverse publicity, investor perceptions or the actions of a few large investors. In addition, traditional measures of investment value used in the United States, such as price to earnings ratios, may not apply to certain small markets. Also, there may be less publicly available information about issuers in emerging markets than would be available about issuers in more developed capital markets, and such issuers may not be subject to accounting, auditing and financial reporting standards and requirements comparable to those to which U.S. companies are subject.

Many emerging markets have histories of political instability and abrupt changes in policies. As a result, their governments are more likely to take actions that are hostile or detrimental to private enterprise or foreign investment than those of more developed countries, including expropriation of assets, confiscatory taxation, high rates of inflation or unfavorable diplomatic developments. In the past, governments of such nations have expropriated substantial amounts of private property, and most claims of the property owners have never been fully settled. There is no assurance that such expropriations will not reoccur. In such an event, it is possible that the Fund could lose the entire value of its investments in the affected market. Some countries have pervasive corruption and crime that may hinder investments. Certain emerging markets may also face other significant internal or external risks, including the risk of war, and ethnic, religious and racial conflicts. In addition, governments in many emerging market countries participate to a significant degree in their economies and securities markets, which may impair investment and economic growth. National policies that may limit the Fund's investment opportunities include restrictions on investment in issuers or industries deemed sensitive to national interests.

Emerging markets may also have differing legal systems and the existence or possible imposition of exchange controls, custodial restrictions or other foreign or U.S. governmental laws or restrictions applicable to such investments. Sometimes, they may lack or be in the relatively early development of legal structures governing private and foreign investments and private property. Many emerging markets do not have income tax treaties with the United States, and as a result, investments by the Fund may be subject to higher withholding taxes in such countries. In addition, some countries with emerging markets may impose differential capital gains taxes on foreign investors.

Practices in relation to settlement of securities transactions in emerging markets involve higher risks than those in developed markets, in part because the Fund will need to use brokers and counterparties that are less well capitalized, and custody and registration of assets in some countries may be unreliable. The possibility of fraud, negligence, undue influence being exerted by the issuer or refusal to recognize ownership exists in some emerging markets, and, along with other factors, could result in ownership registration being completely lost. The Fund would absorb any loss resulting from such registration problems and may have no successful claim for compensation. In addition, communications between the United States and emerging market countries may be unreliable, increasing the risk of delayed settlements or losses of security certificates.

- **Foreign Securities Risk** — Securities traded in foreign markets have often (though not always) performed differently from securities traded in the United States. However, such investments often involve special risks not present in U.S. investments that can increase the chances that the Fund will lose money. In particular, the Fund is subject to the risk that because there may be fewer investors on foreign exchanges and a smaller number of securities traded each day, it may be more difficult for the Fund to buy and sell securities on those exchanges. In addition, prices of foreign securities may go up and down more than prices of securities traded in the United States.

Certain Risks of Holding Fund Assets Outside the United States — The Fund generally holds its foreign securities and cash in foreign banks and securities depositories. Some foreign banks and securities depositories may be recently organized or new to the foreign custody business. In addition, there may be limited or no regulatory oversight of their operations. Also, the laws of certain countries limit the Fund's ability to recover its assets if a foreign bank, depository or issuer of a security, or any of their agents, goes bankrupt. In addition, it is often more expensive for the Fund to buy, sell and hold securities in certain foreign markets than in the United States. The increased expense of investing in foreign markets reduces the amount the Fund can earn on its investments and typically results in a higher operating expense ratio for the Fund than for investment companies invested only in the United States.

Currency Risk — Securities and other instruments in which the Fund invests may be denominated or quoted in currencies other than the U.S. dollar. For this reason, changes in foreign currency exchange rates can affect the value of the Fund's portfolio.

Generally, when the U.S. dollar rises in value against a foreign currency, a security denominated in that currency loses value because the currency is worth fewer U.S. dollars. Conversely, when the U.S. dollar decreases in value against a foreign currency, a security denominated in that currency gains value because the currency is worth more U.S. dollars. This risk, generally known as "currency risk," means that a strong U.S. dollar will reduce returns for U.S. investors while a weak U.S. dollar will increase those returns.

Foreign Economy Risk — The economies of certain foreign markets may not compare favorably with the economy of the United States with respect to such issues as growth of gross national product, reinvestment of capital, resources and balance of payments position. Certain foreign economies may rely heavily on particular industries or foreign capital and are more vulnerable to diplomatic developments, the imposition of economic sanctions against a particular country or countries, changes in international trading patterns, trade barriers and other protectionist or retaliatory measures. Investments in foreign markets may also be adversely affected by governmental actions such as the imposition of capital controls, nationalization of companies or industries, expropriation of assets or the imposition of punitive taxes. In addition, economic conditions, such as volatile currency exchange rates and interest rates, political events, military action and other conditions may, without prior warning, lead to the governments of certain countries, or the U.S. Government with respect to certain countries, prohibiting or imposing substantial restrictions through capital controls and/or sanctions on foreign investments in the capital markets or certain industries in those countries. Capital controls and/or sanctions may include the prohibition of, or restrictions on, the ability to own or transfer currency, securities, derivatives or other assets and may also include retaliatory actions of one government against another government, such as seizure of assets. Any of these actions could severely impair the Fund's ability to purchase, sell, transfer, receive, deliver or otherwise obtain exposure to foreign securities and assets, including the ability to transfer the Fund's assets or income back into the United States, and could negatively impact the value and/or liquidity of such assets or otherwise adversely affect the Fund's operations, causing the Fund to decline in value.

Other potential foreign market risks include foreign exchange controls, difficulties in pricing securities, defaults on foreign government securities, difficulties in enforcing legal judgments in foreign courts and political and social instability. Diplomatic and political developments, including rapid and adverse political changes, social instability, regional conflicts, terrorism and war, could affect the economies, industries and securities and currency markets, and the value of the Fund's investments, in non-U.S. countries. These factors are extremely difficult, if not impossible, to predict and take into account with respect to the Fund's investments.

Governmental Supervision and Regulation/Accounting Standards — Many foreign governments do not supervise and regulate stock exchanges, brokers and the sale of securities to the same extent as such regulations exist in the United States. They also may not have laws to protect investors that are comparable to U.S. securities laws. For example, some foreign countries may have no laws or rules against insider trading. Insider trading occurs when a person buys or sells a company's securities based on material non-public information about that company. In addition, some countries may have legal systems that may make it difficult for the Fund to vote proxies, exercise shareholder rights, and pursue legal remedies with respect to its foreign investments. Accounting standards in other countries are not necessarily the same as in the United States. If the accounting standards in another country do not require as much detail as U.S. accounting standards, it may be harder for Fund management to completely and accurately determine a company's financial condition.

Settlement Risk — Settlement and clearance procedures in certain foreign markets differ significantly from those in the United States. Foreign settlement and clearance procedures and trade regulations also may involve certain risks (such as delays in payment for or delivery of securities) not typically associated with the settlement of U.S. investments.

At times, settlements in certain foreign countries have not kept pace with the number of securities transactions. These problems may make it difficult for the Fund to carry out transactions. If the Fund cannot settle or is delayed in settling a purchase of securities, it may miss attractive investment opportunities and certain of its assets may be uninvested with no return earned thereon for some period. If the Fund cannot settle or is delayed in settling a sale of securities, it may lose money if the value of the security then declines or, if it has contracted to sell the security to another party, the Fund could be liable for any losses incurred.

Withholding Tax Reclaims Risk — The Fund may file claims to recover foreign withholding taxes on dividend and interest income (if any) received from issuers in certain countries and capital gains on the disposition of stocks or securities where such withholding tax reclaim is possible. Whether or when the Fund will receive a withholding tax refund is within the control of the tax authorities in such countries. Where the Fund expects to recover withholding taxes, the net asset value of the Fund generally includes accruals for such tax refunds. The Fund regularly evaluates the probability of recovery. If the likelihood of recovery materially decreases, due to, for example, a change in tax regulation or approach in the foreign country, accruals in the Fund's net asset value for such refunds may be written down partially or in full, which will adversely affect the Fund's net asset value. Shareholders in the Fund at the time an accrual is written down will bear the impact of the resulting reduction in net asset value regardless of whether they were shareholders during the accrual period. Conversely, if the Fund receives a tax refund that has not been previously accrued, shareholders in the Fund at the time of the successful recovery will benefit from the resulting increase in the Fund's net asset value. Shareholders who sold their shares prior to such time will not benefit from such increase in the Fund's net asset value.

European Economic Risk — The European financial markets have recently experienced volatility and adverse trends due to concerns about economic downturns in, or rising government debt levels of, several European countries as well as acts of war in the region. These events may spread to other countries in Europe and may affect the value and liquidity of certain of the Fund's investments.

Responses to the financial problems by European governments, central banks and others, including austerity measures and reforms, may not work, may result in social unrest and may limit future growth and economic recovery or have other unintended consequences. Further defaults or restructurings by governments and others of their debt could have additional adverse effects on economies, financial markets and asset valuations around the world.

The United Kingdom has withdrawn from the European Union, and one or more other countries may withdraw from the European Union and/or abandon the Euro, the common currency of the European Union. The impact of these actions, especially if they occur in a disorderly fashion, is not clear but could be significant and far reaching. In addition, Russia launched a large-scale invasion of Ukraine on February 24, 2022. The extent and duration of the military action, resulting sanctions and resulting future market disruptions in the region are impossible to predict, but could be significant and have a severe adverse effect on the region, including significant negative impacts on the economy and the markets for certain securities and commodities, such as oil and natural gas, as well as other sectors.

- **Geographic Risk** — Some of the companies in which the Fund invests are located in parts of the world that have historically been prone to natural disasters, such as earthquakes, tornadoes, volcanic eruptions, droughts, floods, hurricanes or tsunamis, and are economically sensitive to environmental events. Any such event may adversely impact the economies of these geographic areas or business operations of companies in these geographic areas, causing an adverse impact on the value of the Fund.
- **Income Risk** — The Fund's income may decline due to a decline in inflation or deflation. If there is deflation, the principal value of an inflation-linked security will be adjusted downward, and consequently the interest payments (calculated with respect to a smaller principal amount) will be reduced. If inflation is lower than expected during the period the Fund holds an inflation-linked security, the Fund may earn less on the security than on a conventional bond.
- **Index-Related Risk** — An Underlying Fund may seek to achieve a return that corresponds generally to the price and yield performance, before fees and expenses, of the applicable Underlying Index as published by its index provider. There is no assurance that an index provider or any agents that may act on its behalf will compile an Underlying Index accurately, or that an Underlying Index will be determined, composed or calculated accurately. While the index providers provide descriptions of what the applicable Underlying Index is designed to achieve, neither the index providers nor their agents provide any warranty or accept any liability in relation to the quality, accuracy or completeness of an Underlying Index or its related data, and they do not guarantee that an Underlying Index will be in line with its index provider's methodology. BFA does not provide any warranty or guarantee against an index provider's or any agent's errors. Errors in respect of the quality, accuracy and completeness of the data used to compile an Underlying Index may occur from time to time and may not be identified and corrected by an index provider for a period of time or at all, particularly where the indices are less commonly used as benchmarks by funds or managers. Such errors may negatively or positively impact the Underlying Fund and its shareholders. For example, during a period where an Underlying Index contains incorrect constituents, an Underlying Fund would have market exposure to such constituents and would be underexposed to the Underlying Index's other constituents. Shareholders should understand that any gains from index provider errors will be kept by the Underlying Fund and its shareholders and any losses or costs resulting from index provider errors will be borne by the Underlying Fund and its shareholders.

Unusual market conditions may cause an index provider to postpone a scheduled rebalance, which could cause an Underlying Index to vary from its normal or expected composition. The postponement of a scheduled rebalance in a time of market volatility could mean that constituents that would otherwise be removed at rebalance due to changes

in market capitalizations, issuer credit ratings, or other reasons may remain, causing the performance and constituents of an Underlying Index to vary from those expected under normal conditions. Apart from scheduled rebalances, an index provider or its agents may carry out additional ad hoc rebalances to an Underlying Index due to unusual market conditions or in order, for example, to correct an error in the selection of index constituents. When an Underlying Index is rebalanced and the Underlying Fund in turn rebalances its portfolio to attempt to increase the correlation between the Underlying Fund's portfolio and the Underlying Index, any transaction costs and market exposure arising from such portfolio rebalancing will be borne directly by the Underlying Fund and its shareholders. Therefore, errors and additional ad hoc rebalances carried out by an index provider or its agents to an Underlying Index may increase the costs to and the tracking error risk of an Underlying Fund.

An index fund has operating and other expenses while an index does not. As a result, while an Underlying Fund that is an index fund will attempt to track its underlying index as closely as possible, it will tend to underperform the underlying index to some degree over time. If an index fund is properly correlated to its stated index, the fund will perform poorly when the index performs poorly.

- **Issuer Risk** — The performance of the Fund depends on the performance of individual securities to which the Fund has exposure. Any issuer of these securities may perform poorly, causing the value of its securities to decline. Poor performance may be caused by poor management decisions, competitive pressures, changes in technology, expiration of patent protection, disruptions in supply, labor problems or shortages, corporate restructurings, fraudulent disclosures, credit deterioration of the issuer or other factors. Issuers may, in times of distress or at their own discretion, decide to reduce or eliminate dividends, which may also cause their stock prices to decline.
- **Management Risk** — An Underlying Fund may not fully replicate its underlying index and may hold securities not included in its underlying index. As a result, an Underlying Fund is subject to the risk that its investment manager's investment strategy, the implementation of which is subject to a number of constraints, may not produce the intended results.
- **Money Market Securities Risk** — If market conditions improve while the Fund has invested some or all of its assets in high quality money market securities, this strategy could result in reducing the potential gain from the market upswing, thus reducing the Fund's opportunity to achieve its investment objective.
- **Mortgage- and Asset-Backed Securities Risks** — Mortgage-backed securities (residential and commercial) and asset-backed securities represent interests in "pools" of mortgages or other assets, including consumer loans or receivables held in trust. Although asset-backed and CMBS generally experience less prepayment than residential mortgage-backed securities, mortgage-backed and asset-backed securities, like traditional fixed-income securities, are subject to credit, interest rate, prepayment and extension risks.

Small movements in interest rates (both increases and decreases) may quickly and significantly reduce the value of certain mortgage-backed securities. The Fund's investments in asset-backed securities are subject to risks similar to those associated with mortgage-related securities, as well as additional risks associated with the nature of the assets and the servicing of those assets. These securities also are subject to the risk of default on the underlying mortgages or assets, particularly during periods of economic downturn. Certain CMBS are issued in several classes with different levels of yield and credit protection. The Fund's investments in CMBS with several classes may be in the lower classes that have greater risks than the higher classes, including greater interest rate, credit and prepayment risks.

Mortgage-backed securities may be either pass-through securities or collateralized mortgage obligations ("CMOs"). Pass-through securities represent a right to receive principal and interest payments collected on a pool of mortgages, which are passed through to security holders. CMOs are created by dividing the principal and interest payments collected on a pool of mortgages into several revenue streams ("tranches") with different priority rights to portions of the underlying mortgage payments. Certain CMO tranches may represent a right to receive interest only ("IOs"), principal only ("POs") or an amount that remains after floating-rate tranches are paid (an "inverse floater"). These securities are frequently referred to as "mortgage derivatives" and may be extremely sensitive to changes in interest rates. Interest rates on inverse floaters, for example, vary inversely with a short-term floating rate (which may be reset periodically). Interest rates on inverse floaters will decrease when short-term rates increase, and will increase when short-term rates decrease. These securities have the effect of providing a degree of investment leverage. In response to changes in market interest rates or other market conditions, the value of an inverse floater may increase or decrease at a multiple of the increase or decrease in the value of the underlying securities. If the Fund invests in CMO tranches (including CMO tranches issued by government agencies) and interest rates move in a manner not anticipated by Fund management, it is possible that the Fund could lose all or substantially all of its investment. Certain mortgage-backed securities in which the Fund may invest may also provide a degree of investment leverage, which could cause the Fund to lose all or substantially all of its investment.

The mortgage market in the United States has experienced difficulties that may adversely affect the performance and market value of certain of the Fund's mortgage-related investments. Delinquencies and losses on mortgage loans (including subprime and second-lien mortgage loans) generally have increased and may continue to increase, and a decline in or flattening of real estate values (as has been experienced and may continue to be experienced in many housing markets) may exacerbate such delinquencies and losses. Also, a number of mortgage loan originators

have experienced serious financial difficulties or bankruptcy. Reduced investor demand for mortgage loans and mortgage-related securities and increased investor yield requirements have caused limited liquidity in the secondary market for mortgage-related securities, which can adversely affect the market value of mortgage-related securities. It is possible that such limited liquidity in such secondary markets could continue or worsen.

Asset-backed securities entail certain risks not presented by mortgage-backed securities, including the risk that in certain states it may be difficult to perfect the liens securing the collateral backing certain asset-backed securities. In addition, certain asset-backed securities are based on loans that are unsecured, which means that there is no collateral to seize if the underlying borrower defaults.

- **National Closed Market Trading Risk** — To the extent that the underlying securities and/or other assets held by an Underlying Fund that is an ETF trade on foreign exchanges or in foreign markets that may be closed when the securities exchange on which the Underlying Fund's shares trade is open, there are likely to be deviations between the current price of such an underlying security and the last quoted price for the underlying security (*i.e.*, an Underlying Fund's quote from the closed foreign market). The impact of a closed foreign market on an Underlying Fund is likely to be greater where a large portion of the Underlying Fund's underlying securities and/or other assets trade on that closed foreign market or when the foreign market is closed for unscheduled reasons. These deviations could result in premiums or discounts to one or more of the Underlying Funds' net asset values that may be greater than those experienced by other ETFs.
- **Passive Investment Risk** — Because BFA does not select individual companies in the underlying indexes for certain Underlying Funds, those Underlying Funds may hold securities of companies that present risks that an investment adviser researching individual securities might seek to avoid.
- **Preferred Securities Risk** — Preferred securities may pay fixed or adjustable rates of return. Preferred securities are subject to issuer-specific and market risks applicable generally to equity securities. In addition, a company's preferred securities generally pay dividends only after the company makes required payments to holders of its bonds and other debt. For this reason, the value of preferred securities will usually react more strongly than bonds and other debt to actual or perceived changes in the company's financial condition or prospects. Preferred securities of smaller companies may be more vulnerable to adverse developments than preferred securities of larger companies.
- **Real Estate-Related Securities Risk** — The main risk of real estate-related securities is that the value of the underlying real estate may go down. Many factors may affect real estate values. These factors include both the general and local economies, vacancy rates, tenant bankruptcies, the ability to re-lease space under expiring leases on attractive terms, the amount of new construction in a particular area, the laws and regulations (including zoning, environmental and tax laws) affecting real estate and the costs of owning, maintaining and improving real estate. The availability of mortgage financing and changes in interest rates may also affect real estate values. If the Fund's real estate-related investments are concentrated in one geographic area or in one property type, the Fund will be particularly subject to the risks associated with that area or property type. Many issuers of real estate-related securities are highly leveraged, which increases the risk to holders of such securities. The value of the securities the Fund buys will not necessarily track the value of the underlying investments of the issuers of such securities.
- **REIT Investment Risk** — In addition to the risks facing real estate-related securities, such as a decline in property values due to increasing vacancies, a decline in rents resulting from unanticipated economic, legal or technological developments or a decline in the price of securities of real estate companies due to a failure of borrowers to pay their loans or poor management, investments in REITs involve unique risks. REITs may have limited financial resources, may trade less frequently and in limited volume, may engage in dilutive offerings of securities and may be more volatile than other securities. REIT issuers may also fail to maintain their exemptions from investment company registration or fail to qualify for the "dividends paid deduction" under the Internal Revenue Code, which allows REITs to reduce their corporate taxable income for dividends paid to their shareholders. Ordinary REIT dividends received by the Fund and distributed to the Fund's shareholders will generally be taxable as ordinary income and will not constitute "qualified dividend income." However, for tax years beginning after December 31, 2017 and before January 1, 2026, a non-corporate taxpayer who is a direct REIT shareholder may claim a 20% "qualified business income" deduction for ordinary REIT dividends, and a regulated investment company may report dividends as eligible for this deduction to the extent the regulated investment company's income is derived from ordinary REIT dividends (reduced by allocable regulated investment company expenses). A shareholder may treat the dividends as such provided the regulated investment company and the shareholder satisfy applicable holding period requirements.
- **Representative Sampling Risk** — Representative sampling is a method of indexing that involves investing in a representative sample of securities that collectively have a similar investment profile to the index and resemble the index in terms of risk factors and other key characteristics. A passively managed ETF may or may not hold every security in the index. When an ETF deviates from a full replication indexing strategy to utilize a representative sampling strategy, the ETF is subject to an increased risk of tracking error, in that the securities selected in the aggregate for the ETF may not have an investment profile similar to those of its index.

- **Shares of an ETF May Trade at Prices Other Than Net Asset Value** — Shares of an ETF trade on exchanges at prices at, above or below their most recent net asset value. The per share net asset value of an ETF is calculated at the end of each business day and fluctuates with changes in the market value of the ETF's holdings since the most recent calculation. The trading prices of an ETF's shares fluctuate continuously throughout trading hours based on market supply and demand rather than net asset value. The trading prices of an ETF's shares may deviate significantly from net asset value during periods of market volatility. Any of these factors may lead to an ETF's shares trading at a premium or discount to net asset value. However, because shares can be created and redeemed in creation units, which are aggregated blocks of shares that authorized participants who have entered into agreements with the ETF's distributor can purchase or redeem directly from the ETF, at net asset value (unlike shares of many closed-end funds, which frequently trade at appreciable discounts from, and sometimes at premiums to, their net asset values), large discounts or premiums to the net asset value of an ETF are not likely to be sustained over the long-term. While the creation/redemption feature is designed to make it likely that an ETF's shares normally trade on exchanges at prices close to the ETF's next calculated net asset value, exchange prices are not expected to correlate exactly with an ETF's net asset value due to timing reasons as well as market supply and demand factors. In addition, disruptions to creations and redemptions or the existence of extreme market volatility may result in trading prices that differ significantly from net asset value. If a shareholder purchases at a time when the market price is at a premium to the net asset value or sells at a time when the market price is at a discount to the net asset value, the shareholder may sustain losses.
- **Small and Mid-Capitalization Company Risk** — Companies with small or mid-size market capitalizations will normally have more limited product lines, markets and financial resources and will be dependent upon a more limited management group than larger capitalized companies. In addition, it is more difficult to get information on smaller companies, which tend to be less well known, have shorter operating histories, do not have significant ownership by large investors and are followed by relatively few securities analysts.
- **Structured Products Risk** — Holders of structured products bear risks of the underlying investments, index or reference obligation and are subject to counterparty risk. The Fund may have the right to receive payments only from the structured product, and generally does not have direct rights against the issuer or the entity that sold the assets to be securitized. Certain structured products may be thinly traded or have a limited trading market. In addition to the general risks associated with debt securities discussed herein, structured products carry additional risks, including, but not limited to: the possibility that distributions from collateral securities will not be adequate to make interest or other payments; the quality of the collateral may decline in value or default; and the possibility that the structured products are subordinate to other classes. Structured notes are based upon the movement of one or more factors, including currency exchange rates, interest rates, reference bonds and stock indices, and changes in interest rates and impact of these factors may cause significant price fluctuations. Additionally, changes in the reference instrument or security may cause the interest rate on the structured note to be reduced to zero.
- **Tracking Error Risk** — Tracking error is the divergence of an Underlying Fund's performance from that of its Underlying Index. Tracking error may occur because of differences between the securities and other instruments held in an Underlying Fund's portfolio and those included in its Underlying Index, pricing differences (including, as applicable, differences between a security's price at the local market close and an Underlying Fund's valuation of a security at the time of calculation of an Underlying Fund's net asset value), differences in transaction costs, an Underlying Fund's holding of uninvested cash, differences in timing of the accrual of or the valuation of dividends or other distributions, interest, the requirements to maintain pass-through tax treatment, portfolio transactions carried out to minimize the distribution of capital gains to shareholders, changes to an Underlying Index and the cost to an Underlying Fund of complying with various new or existing regulatory requirements. These risks may be heightened during times of increased market volatility or other unusual market conditions. In addition, tracking error may result because an Underlying Fund incurs fees and expenses, while its Underlying Index does not.
- **Treasury Obligations Risk** — Direct obligations of the U.S. Treasury have historically involved little risk of loss of principal if held to maturity. However, due to fluctuations in interest rates, the market value of such securities may vary during the period shareholders own shares of the Fund.
- **U.S. Government Issuer Risk** — Treasury obligations may differ in their interest rates, maturities, times of issuance and other characteristics. Obligations of U.S. Government agencies and authorities are supported by varying degrees of credit but generally are not backed by the full faith and credit of the U.S. Government. No assurance can be given that the U.S. Government will provide financial support to its agencies and authorities if it is not obligated by law to do so.
- **Valuation Risk** — The price the Fund could receive upon the sale of a security or other asset may differ from the Fund's valuation of the security or other asset and from the value used by the Underlying Index, particularly for securities or other assets that trade in low volume or volatile markets, or assets that are impacted by market disruption events, or that are valued using a fair value methodology as a result of trade suspensions or for other reasons. Because non-U.S. exchanges may be open on days when the Fund does not price its shares, the value of the securities or other assets or financial instruments in the Fund's portfolio may change on days or during time periods when shareholders will not be able to purchase or sell the Fund's shares. In addition, for purposes of

calculating the Fund's net asset value, the value of assets denominated in non-U.S. currencies is converted into U.S. dollars using prevailing market rates on the date of valuation as quoted by one or more data service providers. This conversion may result in a difference between the prices used to calculate the Fund's net asset value and the prices used by the Underlying Index, which, in turn, could result in a difference between the Fund's performance and the performance of the Underlying Index. The Fund's ability to value investments may be impacted by technological issues or errors by pricing services or other third-party service providers.

Investment in a Particular Geographic Region or Country Risks

■ **Asia-Pacific Countries** — In addition to the risks of investing in non-U.S. securities and the risks of investing in emerging markets, the developing market Asia-Pacific countries are subject to certain additional or specific risks. In many of these markets, there is a high concentration of market capitalization and trading volume in a small number of issuers representing a limited number of industries, as well as a high concentration of investors and financial intermediaries. Many of these markets also may be affected by developments with respect to more established markets in the region such as in Japan and Hong Kong. Brokers in developing market Asia-Pacific countries typically are fewer in number and less well capitalized than brokers in the United States.

Many of the developing market Asia-Pacific countries may be subject to a greater degree of economic, political and social instability than is the case in the United States and Western European countries. Such instability may result from, among other things: (i) authoritarian governments or military involvement in political and economic decision-making, including changes in government through extra-constitutional means; (ii) popular unrest associated with demands for improved political, economic and social conditions; (iii) internal insurgencies; (iv) hostile relations with neighboring countries; and (v) ethnic, religious and racial disaffection. In addition, the governments of many of such countries, have a substantial role in regulating and supervising the economy.

Another risk common to most such countries is that the economy is heavily export oriented and, accordingly, is dependent upon international trade. The existence of overburdened infrastructure and obsolete financial systems also presents risks in certain countries, as do environmental problems. Certain economies also depend to a significant degree upon exports of primary commodities and, therefore, are vulnerable to changes in commodity prices that, in turn, may be affected by a variety of factors.

The rights of investors in developing market Asia-Pacific companies may be more limited than those of shareholders of U.S. corporations. It may be difficult or impossible to obtain and/or enforce a judgment in a developing market Asia-Pacific country.

Some developing Asia-Pacific countries prohibit or impose substantial restrictions on investments in their capital markets, particularly their equity markets, by foreign entities. For example, certain countries may require governmental approval prior to investments by foreign persons or limit the amount of investment by foreign persons in a particular company.

■ **Europe** — Any adverse developments in connection with the ongoing development of the Economic and Monetary Union ("EMU") could potentially destabilize the EMU and/or could adversely affect the Fund's European investments.

■ **India** — India is an emerging market and demonstrates significantly higher volatility from time to time in comparison to more developed markets. Political and legal uncertainty, greater government control over the economy, currency fluctuations or blockage and the risk of nationalization or expropriation of assets may offer higher potential for losses.

Moreover, governmental actions can have a significant effect on the economic conditions in India, which could adversely affect the value and liquidity of investments. The securities industries in India are comparatively underdeveloped, and stockbrokers and other intermediaries may not perform as well as their counterparts in the United States and other more developed securities markets. The limited liquidity of the Indian securities markets may also affect the Fund's ability to acquire or dispose of securities at the price and time that it desires.

Global factors and foreign actions may inhibit the flow of foreign capital on which India is dependent to sustain its growth. In addition, the Reserve Bank of India ("RBI") has imposed limits on foreign ownership which may decrease the liquidity of the Fund's portfolio and result in extreme volatility in the prices of Indian securities. These factors, coupled with the lack of extensive accounting, auditing and financial reporting standards and practices, as applicable in the United States, may increase the risk of loss.

Further, certain Indian regulatory approvals, including approvals from the Securities and Exchange Board of India, the central government and the tax authorities (to the extent that tax benefits need to be utilized), may be required before the Fund can make investments in Indian companies. Furthermore, the Fund may require the prior approvals of the Foreign Investment Promotion Board of the Ministry of Finance of the government of India and the RBI for them to invest in certain Indian companies operating in specified sectors or beyond certain specified investment limit ceilings. There is a risk that these approvals may not be given or cancelled at a later point in time, during the life cycle of the Fund.

■ **Russia** —Because of the recent formation of the Russian securities markets, the underdeveloped state of Russia’s banking and telecommunication system and the legal and regulatory framework in Russia, settlement, clearing and registration of securities transactions are subject to additional risks. Prior to 2013, there was no central registration system for equity share registration in Russia and registration was carried out either by the issuers themselves or by registrars located throughout Russia. These registrars may not have been subject to effective state supervision or licensed with any governmental entity. In 2013, Russia established the National Settlement Depository (“NSD”) as a recognized central securities depository, and title to Russian equities is now based on the records of the NSD and not on the records of the local registrars. The implementation of the NSD is generally expected to decrease the risk of loss in connection with recording and transferring title to securities; however, loss may still occur. Additionally, issuers and registrars remain prominent in the validation and approval of documentation requirements for corporate action processing in Russia, and there remain inconsistent market standards in the Russian market with respect to the completion and submission of corporate action elections. To the extent that a Fund suffers a loss relating to title or corporate actions relating to its portfolio securities, it may be difficult for the Fund to enforce its rights or otherwise remedy the loss.

In addition, Russia also may attempt to assert its influence in the region through economic or even military measures, as it did with Georgia in the summer of 2008 and the Ukraine in 2014 and 2022. Russia launched a large-scale invasion of Ukraine on February 24, 2022. The extent and duration of the military action, resulting sanctions and resulting future market disruptions, including declines in its stock markets and the value of the ruble against the U.S. dollar, are impossible to predict, but could be significant. Any such disruptions caused by Russian military action or other actions (including cyberattacks and espionage) or resulting actual and threatened responses to such activity, including purchasing and financing restrictions, boycotts or changes in consumer or purchaser preferences, sanctions, tariffs or cyberattacks on the Russian government, Russian companies or Russian individuals, including politicians, may impact Russia’s economy and Russian issuers of securities in which the Fund invests. Actual and threatened responses to such military action may also impact the markets for certain Russian commodities, such as oil and natural gas, as well as other sectors of the Russian economy, and may likely have collateral impacts on such sectors globally.

Governments in the United States and many other countries (collectively, the “Sanctioning Bodies”) have imposed economic sanctions on certain Russian individuals, including politicians, and Russian corporate and banking entities. The Sanctioning Bodies, or others, could also institute broader sanctions on Russia, including banning Russia from global payments systems that facilitate cross-border payments. These sanctions, or even the threat of further sanctions, may result in the decline of the value and liquidity of Russian securities, a weakening of the ruble or other adverse consequences to the Russian economy. These sanctions could also result in the immediate freeze of Russian securities and/or funds invested in prohibited assets, impairing the ability of a Fund to buy, sell, receive or deliver those securities and/or assets. Sanctions could also result in Russia taking counter measures or retaliatory actions which may further impair the value and liquidity of Russian securities.

■ **Saudi Arabia** — The ability of foreign investors (such as the Fund) to invest in the securities of Saudi Arabian issuers is relatively new. Such ability could be restricted by the Saudi Arabian government at any time, and unforeseen risks could materialize with respect to foreign ownership in such securities. In addition, the Saudi Arabian government places investment limitations on the ownership of Saudi Arabian issuers by foreign investors, including a limitation on the Fund’s ownership of any single issuer listed on the Saudi Arabian Stock Exchange, which may prevent the Fund or an Underlying Fund from investing in accordance with its strategy and contribute to an Underlying Fund’s tracking error against its Underlying Index. Saudi Arabia is highly reliant on income from the sale of petroleum and trade with other countries involved in the sale of petroleum, and its economy is therefore vulnerable to changes in foreign currency values and the market for petroleum. As global demand for petroleum fluctuates, Saudi Arabia may be significantly impacted. Like most Middle Eastern governments, the government of Saudi Arabia exercises substantial influence over many aspects of the private sector. Although liberalization in the wider economy is underway, in many areas it has lagged significantly: restrictions on foreign ownership persist, and the government has an ownership stake in many key industries. The situation is exacerbated by the fact that Saudi Arabia is governed by an absolute monarchy. Saudi Arabia has historically experienced strained relations with economic partners worldwide, including other countries in the Middle East due to geopolitical events. Governmental actions in the future could have a significant effect on economic conditions in Saudi Arabia, which could affect private sector companies and the Fund, as well as the value of securities in the Fund’s portfolio. Any economic sanctions on Saudi Arabian individuals or Saudi Arabian corporate entities, or even the threat of sanctions, may result in the decline of the value and liquidity of Saudi Arabian securities, a weakening of the Saudi riyal or other adverse consequences to the Saudi Arabian economy. In addition, Saudi Arabia’s economy relies heavily on cheap, foreign labor, and changes in the availability of this labor supply could have an adverse effect on the economy.

Investments in the securities of Saudi Arabian issuers involve risks not typically associated with investments in securities of issuers in more developed countries that may negatively affect the value of the Fund’s investments. Such heightened risks may include, among others, expropriation and/or nationalization of assets, restrictions on and government intervention in international trade, confiscatory taxation, political instability, including authoritarian and/or military involvement in governmental decision making, armed conflict, crime and instability as a result of

religious, ethnic and/or socioeconomic unrest. Although the political situation in Saudi Arabia is largely stable, Saudi Arabia has historically experienced political instability, and there remains the possibility that instability in the larger Middle East region could adversely impact the economy of Saudi Arabia. Political instability in the larger Middle East region has caused significant disruptions to many industries. Continued political and social unrest in these areas may negatively affect the value of securities in the Fund's portfolio.

There are a number of different ways of conducting transactions in equity securities in the Saudi Arabian market. The Fund generally expects to conduct its transactions in a manner in which the Fund would not be limited by Saudi Arabian regulations to a single broker. However, there may be a limited number of brokers who can provide services to the Fund, which may have an adverse impact on the prices, quantity or timing of Fund transactions. The limited number of brokers may impact the Fund's ability to achieve best execution on securities transactions. In addition, the limited number of brokers available to the Fund may make the Fund more susceptible to credit loss or trading disruptions in the event of a default or business disruption by one or more of the available brokers. Should the Fund's or an Underlying Fund's ability to use one or more brokers be affected for any reason, this could disrupt the operations of the Fund or an Underlying Fund and affect the ability of an Underlying Fund to track its Underlying Index and/or cause the Underlying Fund's shares to trade at a premium or discount to net asset value. The Fund may also incur losses due to the acts or omissions of its brokers in the execution or settlement of any transaction or in the transfer of any funds or securities.

Investment in a Particular Market Segment Risks

■ **Financials Sector Risk** — Companies in the financials sector of an economy are subject to extensive governmental regulation and intervention, which may adversely affect the scope of their activities, the prices they can charge, the amount of capital they must maintain and, potentially, their size. The extent to which the Fund may invest in a company that engages in securities-related activities or banking is limited by applicable law. Governmental regulation may change frequently and may have significant adverse consequences for companies in the financials sector, including effects not intended by such regulation. Recently enacted legislation in the United States has relaxed capital requirements and other regulatory burdens on certain U.S. banks. While the effect of the legislation may benefit certain companies in the financials sector, including non-U.S. financials sector companies, increased risk taking by affected banks may also result in greater overall risk in the United States and global financials sector. The impact of changes in capital requirements, or recent or future regulation in various countries, on any individual financial company or on the financials sector as a whole cannot be predicted. Certain risks may impact the value of investments in the financials sector more severely than those of investments outside this sector, including the risks associated with companies that operate with substantial financial leverage. Companies in the financials sector may also be adversely affected by increases in interest rates and loan losses, decreases in the availability of money or asset valuations, credit rating downgrades and adverse conditions in other related markets. Insurance companies, in particular, may be subject to severe price competition and/or rate regulation, which may have an adverse impact on their profitability. The financials sector is particularly sensitive to fluctuations in interest rates. The financials sector is also a target for cyberattacks, and may experience technology malfunctions and disruptions. In recent years, cyberattacks and technology malfunctions and failures have become increasingly frequent in this sector and have reportedly caused losses to companies in this sector, which may negatively impact the Fund.

Other Risks of Investing in the Funds

The Funds may also be subject to certain other non-principal risks associated with its investments and investment strategies, including:

- **Borrowing Risk** — Borrowing may exaggerate changes in the net asset value of Fund shares and in the return on the Fund's portfolio. Borrowing will cost the Fund interest expense and other fees. The costs of borrowing may reduce the Fund's return. Borrowing may cause the Fund to liquidate positions when it may not be advantageous to do so to satisfy its obligations.
- **Cyber Security Risk** — Failures or breaches of the electronic systems of the Fund, the Fund's adviser, distributor, and other service providers, or the issuers of securities in which the Fund invests have the ability to cause disruptions and negatively impact the Fund's business operations, potentially resulting in financial losses to the Fund and its shareholders. While the Fund has established business continuity plans and risk management systems seeking to address system breaches or failures, there are inherent limitations in such plans and systems. Furthermore, the Fund cannot control the cyber security plans and systems of the Fund's service providers or issuers of securities in which the Fund invests.
- **Expense Risk** — Fund expenses are subject to a variety of factors, including fluctuations in the Fund's net assets. Accordingly, actual expenses may be greater or less than those indicated. For example, to the extent that the Fund's net assets decrease due to market declines or redemptions, the Fund's expenses will increase as a percentage of Fund net assets. During periods of high market volatility, these increases in the Fund's expense ratio could be significant.

- **Illiquid Investments Risk** — The Fund may not acquire any illiquid investment if, immediately after the acquisition, the Fund would have invested more than 15% of its net assets in illiquid investments. An illiquid investment is any investment that the Fund reasonably expects cannot be sold or disposed of in current market conditions in seven calendar days or less without the sale or disposition significantly changing the market value of the investment. Liquid investments may become illiquid after purchase by the Fund, particularly during periods of market turmoil. There can be no assurance that a security or instrument that is deemed to be liquid when purchased will continue to be liquid for as long as it is held by the Fund, and any security or instrument held by the Fund may be deemed an illiquid investment pursuant to the Fund's liquidity risk management program. The Fund's illiquid investments may reduce the returns of the Fund because it may be difficult to sell the illiquid investments at an advantageous time or price. In addition, if the Fund is limited in its ability to sell illiquid investments during periods when shareholders are redeeming their shares, the Fund will need to sell liquid securities to meet redemption requests and illiquid securities will become a larger portion of the Fund's holdings. An investment may be illiquid due to, among other things, the reduced number and capacity of traditional market participants to make a market in fixed-income securities or the lack of an active trading market. To the extent that the Fund's principal investment strategies involve derivatives or securities with substantial market and/or credit risk, the Fund will tend to have the greatest exposure to the risks associated with illiquid investments. Illiquid investments may be harder to value, especially in changing markets, and if the Fund is forced to sell these investments to meet redemption requests or for other cash needs, the Fund may suffer a loss. This may be magnified in a rising interest rate environment or other circumstances where investor redemptions from fixed-income mutual funds may be higher than normal. In addition, when there is illiquidity in the market for certain securities, the Fund, due to limitations on illiquid investments, may be subject to purchase and sale restrictions.
- **Large Shareholder and Large-Scale Redemption Risk** — Certain shareholders, including a third-party investor, the Fund's adviser or an affiliate of the Fund's adviser, or another entity, may from time to time own or manage a substantial amount of Fund shares or may invest in the Fund and hold its investment for a limited period of time. There can be no assurance that any large shareholder or large group of shareholders would not redeem their investment or that the size of the Fund would be maintained. Redemptions of a large number of Fund shares by these shareholders may adversely affect the Fund's liquidity and net assets. These redemptions may force the Fund to sell portfolio securities to meet redemption requests when it might not otherwise do so, which may negatively impact the Fund's net asset value and increase the Fund's brokerage costs and/or accelerate the realization of taxable income and cause the Fund to make taxable distributions to its shareholders earlier than the Fund otherwise would have. In addition, under certain circumstances, non-redeeming shareholders may be treated as receiving a disproportionately large taxable distribution during or with respect to such tax year. The Fund also may be required to sell its more liquid Fund investments to meet a large redemption, in which case the Fund's remaining assets may be less liquid, more volatile, and more difficult to price. In addition, large redemptions can result in the Fund's current expenses being allocated over a smaller asset base, which generally results in an increase in the Fund's expense ratio. Because large redemptions can adversely affect a portfolio manager's ability to implement a fund's investment strategy, the Fund also reserves the right to redeem in-kind, subject to certain conditions. In addition, large purchases of Fund shares may adversely affect the Fund's performance to the extent that the Fund is delayed in investing new cash and is required to maintain a larger cash position than it ordinarily would, diluting its investment returns.
- **Securities Lending Risk** — Securities lending involves the risk that the borrower may fail to return the securities in a timely manner or at all. As a result, the Fund may lose money and there may be a delay in recovering the loaned securities. The Fund could also lose money if it does not recover the securities and/or the value of the collateral falls, including the value of investments made with cash collateral. These events could trigger adverse tax consequences for the Fund.
- **U.S. Government Obligations Risk** — Not all U.S. Government securities are backed by the full faith and credit of the United States. Obligations of certain agencies, authorities, instrumentalities and sponsored enterprises of the U.S. Government are backed by the full faith and credit of the United States (e.g., the Government National Mortgage Association); other obligations are backed by the right of the issuer to borrow from the U.S. Treasury (e.g., the Federal Home Loan Banks) and others are supported by the discretionary authority of the U.S. Government to purchase an agency's obligations. Still others are backed only by the credit of the agency, authority, instrumentality or sponsored enterprise issuing the obligation. No assurance can be given that the U.S. Government would provide financial support to any of these entities if it is not obligated to do so by law.

Account Information

Details About the Share Class

Each Fund currently offers multiple share classes (Class K Shares in this prospectus), each with its own sales charge and expense structure, allowing you to invest in the way that best suits your needs. Each share class represents an ownership interest in the same investment portfolio of each Fund. When you choose your class of shares, you should consider the size of your investment and how long you plan to hold your shares. Only certain investors are eligible to buy Class K Shares. Either your financial professional or your selected securities dealer, broker, investment adviser, service provider or industry professional (including BFA and its affiliates) (each a “Financial Intermediary”) can help you determine whether you are eligible to buy Class K Shares.

Each Fund’s shares are distributed by BlackRock Investments, LLC (the “Distributor”), an affiliate of BFA. BFA or its affiliates are referred to in this prospectus as “BlackRock.”

The table below summarizes key features of Class K Shares of the Funds.

Class K Shares at a Glance

Availability	Available only to (i) certain employee benefit plans, such as health savings accounts, and certain employer-sponsored retirement plans (not including SEP IRAs, SIMPLE IRAs and SARSEPs) (collectively, “Employer-Sponsored Retirement Plans”), (ii) collective trust funds, investment companies and other pooled investment vehicles, each of which may purchase shares of a Fund through a Financial Intermediary that has entered into an agreement with the Distributor to purchase such shares, (iii) “Institutional Investors,” which include, but are not limited to, endowments, foundations, family offices, banks and bank trusts, local, city, and state governmental institutions, corporations and insurance company separate accounts, each of which may purchase shares of a Fund through a Financial Intermediary that has entered into an agreement with the Distributor to purchase such shares, (iv) clients of private banks that purchase shares of a Fund through a Financial Intermediary that has entered into an agreement with the Distributor to sell such shares, (v) fee-based advisory platforms of a Financial Intermediary that (a) has specifically acknowledged in a written agreement with the Distributor and/or its affiliate(s) that the Financial Intermediary shall offer such shares to fee-based advisory clients through an omnibus account held at each Fund or (b) transacts in a Fund’s shares through another intermediary that has executed such an agreement and (vi) any other investors who met the eligibility criteria for BlackRock Shares or Class K Shares prior to August 15, 2016 and have continually held Class K Shares of a Fund in the same account since August 15, 2016.
Minimum Investment	\$5 million minimum initial investment for Institutional Investors. There is no minimum initial investment requirement for any Employer-Sponsored Retirement Plans or any other eligible investors other than Institutional Investors. There is no minimum investment amount for additional purchases.
Initial Sales Charge?	No. Entire purchase price is invested in shares of the Fund.
Deferred Sales Charge?	No.
Distribution and Service (12b-1) Fees?	No.
Redemption Fees?	No.

The Funds reserve the right to modify or waive the above-stated policies at any time.

When Class K Shares are purchased through a customer’s account in an Employer-Sponsored Retirement Plan through procedures established by the Employer-Sponsored Retirement Plan, confirmation of share purchases and redemptions

will be sent to the Employer-Sponsored Retirement Plan. A customer's ownership of shares will be recorded by the Employer-Sponsored Retirement Plan and reflected in the account statements provided by the Employer-Sponsored Retirement Plan to its participants.

If you purchased your shares through an Employer-Sponsored Retirement Plan and you transfer your investment from an Employer-Sponsored Retirement Plan to a type of account, such as an individual retirement account, that is not an eligible Class K Share investor in a Fund, you must liquidate your investment in Class K Shares of the Fund and purchase a share class of the Fund or another fund advised by BlackRock or its affiliates that is available for purchase by that type of account.

For investors not purchasing shares through an Employer-Sponsored Retirement Plan, please see below for information on how to buy, sell, exchange and transfer shares.

Right of Accumulation

Investors have a "right of accumulation" under which any of the following may be combined with the amount of the current purchase in determining whether an investor qualifies for a breakpoint and a reduced front-end sales charge:

- i. The current value of an investor's existing Investor A and A1, Investor C, Investor P, Institutional, Class K and Premier Shares in most mutual funds sponsored and advised by BlackRock or its affiliates ("BlackRock Funds"),
- ii. The current value of an investor's existing shares of certain unlisted closed-end management investment companies sponsored and advised by BlackRock or its affiliates and
- iii. The investment in the BlackRock CollegeAdvantage 529 Program by the investor or by or on behalf of the investor's spouse and children.

Financial Intermediaries may value current holdings of their customers differently for purposes of determining whether an investor qualifies for a breakpoint and a reduced front-end sales charge, although customers of the same Financial Intermediary will be treated similarly. In order to use this right, the investor must alert BlackRock to the existence of any previously purchased shares.

How to Buy, Sell, Exchange and Transfer Shares

The chart on the following pages summarizes how to buy, sell, exchange and transfer shares through your Financial Intermediary. If you are not purchasing shares through an Employer-Sponsored Retirement Plan, you may also buy, sell, exchange and transfer shares through BlackRock if your account is held directly with BlackRock. To learn more about buying, selling, exchanging or transferring shares through BlackRock, call (800) 537-4942. Because the selection of a mutual fund involves many considerations, your Financial Intermediary may help you with this decision.

With certain limited exceptions, the Funds are generally available only to investors residing in the United States and may not be distributed by a foreign Financial Intermediary. Under this policy, in order to accept new accounts or additional investments (including by way of exchange from another BlackRock Fund) into existing accounts, a Fund generally requires that (i) a shareholder that is a natural person be a U.S. citizen or resident alien, in each case residing within the United States or a U.S. territory (including APO/FPO/DPO addresses), and have a valid U.S. taxpayer identification number, and (ii) a Financial Intermediary or a shareholder that is an entity be domiciled in the United States and have a valid U.S. taxpayer identification number or be domiciled in a U.S. territory and have a valid U.S. taxpayer identification number or IRS Form W-8. Any existing account that is updated to reflect a non-U.S. address will also be restricted from making additional investments.

Each Fund may reject any purchase order, modify or waive the minimum initial or subsequent investment requirements for any shareholders and suspend and resume the sale of any share class of the Fund at any time for any reason. In addition, the Funds may waive certain requirements regarding the purchase, sale, exchange or transfer of shares described below.

Under certain circumstances, if no activity occurs in an account within a time period specified by state law, a shareholder's shares in a Fund may be transferred to that state.

How to Buy Shares

	Your Choices	Important Information for You to Know
Initial Purchase	Determine the amount of your investment	There is no minimum initial investment for any Employer-Sponsored Retirement Plans or any other investors other than Institutional Investors. For Institutional Investors, there is a \$5 million minimum investment for all accounts.

How to Buy Shares (continued)

	Your Choices	Important Information for You to Know
Initial Purchase (continued)	Have your Financial Intermediary submit your purchase order	<p>The price of your shares is based on the next calculation of a Fund's net asset value after your order is placed. Any purchase orders placed prior to the close of business on the New York Stock Exchange (the "NYSE") (generally 4:00 p.m. Eastern time) will be priced at the net asset value determined that day. Certain Financial Intermediaries, however, may require submission of orders prior to that time. Purchase orders placed after that time will be priced at the net asset value determined on the next business day. A broker-dealer or financial institution maintaining the account in which you hold shares may charge a separate account, service or transaction fee on the purchase or sale of Fund shares that would be in addition to the fees and expenses shown in the applicable Fund's "Fees and Expenses" table.</p> <p>The Funds may reject any order to buy shares and may suspend the sale of shares at any time. Certain Financial Intermediaries may charge a processing fee to confirm a purchase.</p>
	Or contact BlackRock (for accounts held directly with BlackRock)	For investors not purchasing shares through an Employer-Sponsored Retirement Plan, to purchase shares directly from BlackRock, call (800) 537-4942 and request a new account application.
Add to Your Investment	Purchase additional shares	There is no minimum investment amount for additional purchases.
	Have your Financial Intermediary submit your purchase order for additional shares	To purchase additional shares, you may contact your Financial Intermediary or Employer-Sponsored Retirement Plan.
	Or contact BlackRock (for accounts held directly with BlackRock)	<p>For investors not purchasing shares through an Employer-Sponsored Retirement Plan:</p> <p>Purchase by Telephone: Call the Funds at (800) 537-4942 and speak with one of our representatives. The Funds have the right to reject any telephone request for any reason.</p> <p>Purchase by Internet: You may purchase your shares, and view activity in your account, by logging onto the BlackRock website at www.blackrock.com. Purchases made on the Internet using the Automated Clearing House Network ("ACH") will have a trade date that is the day after the purchase is made. Certain institutional clients' purchase orders placed by wire prior to the close of business on the NYSE will be priced at the net asset value determined that day. Contact your Financial Intermediary or BlackRock for further information. Limits on amounts that may be purchased via Internet may vary. For additional information call BlackRock at (800) 537-4942.</p> <p>Please read the On-Line Services Disclosure Statement and User Agreement, the Terms and Conditions page and the Consent to Electronic Delivery Agreement (if you consent to electronic delivery), before attempting to transact online.</p> <p>The Funds employ reasonable procedures to confirm that transactions entered over the Internet are genuine. By entering into the User Agreement with a Fund in order to open an account through the website, the shareholder waives any right to reclaim any losses from a Fund or any of its affiliates incurred through fraudulent activity.</p>
Acquire additional shares by reinvesting dividends and capital gains	All dividends and capital gains distributions are automatically reinvested in shares of the Fund at net asset value. To make any changes to your dividend and/or capital gains distributions options, please call BlackRock at (800) 537-4942 (for investors who are not purchasing shares through an Employer-Sponsored Retirement Plan) or contact your Financial Intermediary.	

How to Buy Shares (continued)

	Your Choices	Important Information for You to Know
How to Pay for Shares	Making payment for purchases	<p>If you are purchasing shares through an Employer-Sponsored Retirement Plan, payment for an order must be made in Federal funds or other immediately available funds by the time specified by your Financial Intermediary, but in no event later than 4:00 p.m. (Eastern time) on the first business day following the receipt of the order. If payment is not received by this time, the order will be canceled and you and your Financial Intermediary will be responsible for any loss to a Fund.</p> <p>If you are not purchasing shares through an Employer-Sponsored Retirement Plan, payment for shares must normally be made in Federal funds or other immediately available funds by the time specified by your Financial Intermediary but in no event later than 4:00 p.m. (Eastern time) on the first business day following the receipt of the order. Payment may also, at the discretion of a Fund, be made in the form of securities that are permissible investments for the respective fund. If payment is not received by this time, the order will be canceled and you and your Financial Intermediary will be responsible for any loss to a Fund.</p>

How to Sell Shares

	Your Choices	Important Information for You to Know
Full or Partial Redemption of Shares	Have your Financial Intermediary submit your sales order	<p>If you purchased shares through an Employer-Sponsored Retirement Plan, you can make redemption requests through your Financial Intermediary in accordance with the procedures applicable to your accounts. These procedures may vary according to the type of account and the Financial Intermediary involved, and customers should consult their Financial Intermediary in this regard. Financial Intermediaries are responsible for transmitting redemption orders and crediting their customers' accounts with redemption proceeds on a timely basis. Information relating to such redemption services and charges to process a redemption of shares, if any, should be obtained by customers from their Financial Intermediaries.</p> <p>If you did not purchase your shares through an Employer-Sponsored Retirement Plan, you can make redemption requests through your Financial Intermediary.</p> <p>The price of Class K Shares is based on the next calculation of a Fund's net asset value after your order is placed. For your redemption request to be priced at the net asset value on the day of your request, you must submit your request to your Financial Intermediary prior to that day's close of business on the NYSE (generally 4:00 p.m. (Eastern time)). Certain Financial Intermediaries, however, may require submission of orders prior to that time. Any redemption request placed after that time will be priced at the net asset value at the close of business on the next business day.</p> <p>Regardless of the method a Fund uses to make payment of your redemption proceeds (check or wire), your redemption proceeds typically will be sent one to two business days after your request is submitted, but in any event, within seven days.</p> <p>Certain Financial Intermediaries may charge a fee to process a redemption of shares.</p> <p>The Funds may reject an order to sell shares under certain circumstances.</p>
	Selling shares held directly with BlackRock	<p>Methods of Redeeming if You Did Not Purchase Your Shares Through an Employer-Sponsored Retirement Plan</p> <p>Redeem by Telephone: You may sell shares held at BlackRock by telephone request. Call (800) 537-4942 for details.</p> <p>The Funds, their administrator and the Distributor will employ reasonable procedures to confirm that instructions communicated by telephone are genuine. The Funds and their service providers will not be liable for any loss, liability, cost or expense for acting upon telephone instructions that are reasonably believed to be genuine in accordance with such procedures. The Funds may refuse a telephone redemption request if it believes it is advisable to do so.</p>

How to Sell Shares (continued)

	Your Choices	Important Information for You to Know
Full or Partial Redemption of Shares (continued)	Selling shares held directly with BlackRock (continued)	<p>During periods of substantial economic or market change, telephone redemptions may be difficult to complete. Please find alternative redemption methods below.</p> <p>Redeem by Internet: You may redeem in your account, by logging onto the BlackRock website at www.blackrock.com. Proceeds from Internet redemptions will be sent via wire to the bank account of record.</p> <p>Redeem in Writing: Redemption requests may be sent in proper form to BlackRock, P.O. Box 534429, Pittsburgh, Pennsylvania 15253-4429 or for overnight delivery, Attention: 534429, 500 Ross Street 154-0520, Pittsburgh, Pennsylvania 15262. Under certain circumstances, a medallion signature guarantee will be required.</p> <p>Payment of Redemption Proceeds</p> <p>Redemption proceeds may be paid by check or, if a Fund has verified banking information on file, by wire transfer.</p> <p>Payment by Check: BlackRock will normally mail redemption proceeds within three business days following receipt of a properly completed request, but in any event within seven days. Shares can be redeemed by telephone and the proceeds sent by check to the shareholder at the address on record. Shareholders will pay \$15 for redemption proceeds sent by check via overnight mail. You are responsible for any additional charges imposed by your bank for this service.</p> <p>Each Fund reserves the right to reinvest any dividend or distribution amounts (e.g., income dividends or capital gains) which you have elected to receive by check should your check be returned as undeliverable or remain uncashed for more than 6 months. No interest will accrue on amounts represented by uncashed checks. Your check will be reinvested in your account at the net asset value next calculated, on the day of the investment. When reinvested, those amounts are subject to the risk of loss like any fund investment. If you elect to receive distributions in cash and a check remains undeliverable or uncashed for more than 6 months, your cash election may also be changed automatically to reinvest and your future dividend and capital gains distributions will be reinvested in the Fund at the net asset value as of the date of payment of the distribution.</p> <p>Payment by Wire Transfer: Payment for redeemed shares for which a redemption order is received before 4:00 p.m. (Eastern time) on a business day is normally made in Federal funds wired to the redeeming shareholder on the next business day, provided that the Funds' custodian is also open for business. Payment for redemption orders received after 4:00 p.m. (Eastern time) or on a day when the Funds' custodian is closed is normally wired in Federal funds on the next business day following redemption on which the Funds' custodian is open for business. The Funds reserve the right to wire redemption proceeds within seven days after receiving a redemption order if, in the judgment of a Fund, an earlier payment could adversely affect the Fund. Shares can be redeemed by Federal wire transfer to a single previously designated bank account. No charge for wiring redemption payments with respect to Class K Shares is imposed by the Funds. You are responsible for any additional charges imposed by your bank for wire transfers.</p> <p>The Funds are not responsible for the efficiency of the Federal wire system or the shareholder's firm or bank. To change the name of the single, designated bank account to receive wire redemption proceeds, it is necessary to send a written request to the Funds at the address on the back cover of this prospectus.</p> <p style="text-align: center;">* * *</p> <p>If you make a redemption request before a Fund has collected payment for the purchase of shares, the Fund may delay mailing your proceeds. This delay will usually not exceed ten days.</p>

How to Sell Shares (continued)

	Your Choices	Important Information for You to Know
Redemption Proceeds		<p>Under normal circumstances, the Funds expect to meet redemption requests by using cash or cash equivalents in its portfolio or by selling portfolio assets to generate cash. During periods of stressed market conditions, when a significant portion of a Fund's portfolio may be comprised of less-liquid investments, the Fund may be more likely to limit cash redemptions and may determine to pay redemption proceeds by (i) borrowing under a line of credit it has entered into with a group of lenders, (ii) borrowing from another BlackRock Fund pursuant to an interfund lending program, to the extent permitted by the Fund's investment policies and restrictions as set forth in the SAI, and/or (iii) transferring portfolio securities in-kind to you. The SAI includes more information about each Fund's line of credit and interfund lending program, to the extent applicable.</p> <p>If a Fund pays redemption proceeds by transferring portfolio securities in-kind to you, you may pay transaction costs to dispose of the securities, and you may receive less for them than the price at which they were valued for purposes of redemption.</p>

How to Exchange Shares or Transfer Your Account

	Your Choices	Important Information for You to Know
Exchange Privilege	Selling shares of one BlackRock Fund to purchase shares of another BlackRock Fund ("exchanging")	Class K Shares of a Fund are generally exchangeable for shares of the same class of another BlackRock Fund, to the extent such shares are offered by your Financial Intermediary. Investors who currently own Class K Shares of a Fund may make exchanges into Class K Shares of other BlackRock Funds except for investors holding shares through certain client accounts at Financial Intermediaries that are omnibus with a Fund and do not meet applicable minimums. There is no required minimum amount with respect to exchanges of Class K Shares. You may only exchange into Class K Shares of a BlackRock Fund that is open to new investors or in which you have a current account, if the BlackRock Fund is closed to new investors.
Transfer Shares to Another Financial Intermediary	Transfer to a participating Financial Intermediary	<p>You may transfer your Class K Shares of a Fund only to another Financial Intermediary that has entered into an agreement with the Distributor. Certain shareholder services may not be available for the transferred shares. All future trading of these assets must be coordinated by the receiving firm.</p> <p>Please contact your Financial Intermediary to accomplish the transfer of your Class K Shares.</p>
	Transfer to a non-participating Financial Intermediary	<p>You must either:</p> <ul style="list-style-type: none"> • Transfer your Class K Shares to an account with a Fund; or • Sell your Class K Shares. <p>Please contact your Financial Intermediary to accomplish the transfer of your Class K Shares.</p>

Additional Purchase and Redemption Information Applicable to a Fund if You Are Not Purchasing Shares Through an Employer-Sponsored Retirement Plan

If you are not purchasing shares through an Employer-Sponsored Retirement Plan, a Fund may authorize one or more banks, savings and loan associations and other financial institutions (each a "Service Organization") to accept purchase and redemption orders on its behalf. Such Service Organizations may be authorized to designate other intermediaries to accept purchase and redemption orders on a Fund's behalf. If you purchase or redeem shares through a Service Organization or its designee, that entity may have its own deadlines for the receipt of the purchase or redemption order that may be earlier than those stated in the prospectus. A Fund will be deemed to have received a purchase or redemption order when a Service Organization or, if applicable, that Service Organization's authorized designee, accepts the order. These orders will be priced at a Fund's net asset value per share next calculated after they are so accepted.

Funds' Rights

Each Fund may:

- Suspend the right of redemption if trading is halted or restricted on the NYSE or under other emergency conditions described in the Investment Company Act;
- Postpone the date of payment upon redemption if trading is halted or restricted on the NYSE or under other emergency conditions described in the Investment Company Act or if a redemption request is made before a Fund has collected payment for the purchase of shares;
- Redeem shares for property other than cash as may be permitted under the Investment Company Act; and
- Redeem shares involuntarily in certain cases, such as when the value of a shareholder account falls below a specified level.

Note on Low Balance Accounts. Because of the high cost of maintaining smaller shareholder accounts, BFA has set a minimum balance of \$500 in each Fund position you hold within your account (the “Fund Minimum”), and may redeem the shares in your account if the net asset value of those shares in your account falls below \$500 for any reason, including market fluctuation.

You will be notified that the value of your account is less than the Fund Minimum before the Fund makes any involuntary redemption. This notification will provide you with a 90 calendar day period to make an additional investment in order to bring the value of your account to at least \$500 before the Fund makes an involuntary redemption. This involuntary redemption will not charge any deferred sales charge, and may not apply to accounts of certain employer-sponsored retirement plans (not including IRAs), qualified state tuition plan (529 Plan) accounts, and select fee-based programs at your Financial Intermediary.

Short-Term Trading Policy

The Board has determined that the interests of long-term shareholders and a Fund’s ability to manage its investments may be adversely affected when shares are repeatedly bought, sold or exchanged in response to short-term market fluctuations — also known as “market timing.” The Funds are not designed for market timing organizations or other entities using programmed or frequent purchases and sales or exchanges. The exchange privilege is not intended as a vehicle for short-term trading. Excessive purchase and sale or exchange activity may interfere with portfolio management, increase expenses and taxes and may have an adverse effect on the performance of a Fund and its returns to shareholders. For example, large flows of cash into and out of a Fund may require the management team to allocate a significant amount of assets to cash or other short-term investments or sell securities, rather than maintaining such assets in securities selected to achieve the Fund’s investment objective. Frequent trading may cause a Fund to sell securities at less favorable prices, and transaction costs, such as brokerage commissions, can reduce the Fund’s performance.

A fund’s investment in non-U.S. securities is subject to the risk that an investor may seek to take advantage of a delay between the change in value of the fund’s portfolio securities and the determination of the fund’s net asset value as a result of different closing times of U.S. and non-U.S. markets by buying or selling fund shares at a price that does not reflect their true value. A similar risk exists for funds that invest in securities of small capitalization companies, securities of issuers located in emerging markets or high yield securities (“junk bonds”) that are thinly traded and therefore may have actual values that differ from their market prices. This short-term arbitrage activity can reduce the return received by long-term shareholders. Each Fund will seek to eliminate these opportunities by using fair value pricing, as described in “Management of the Funds — Valuation of Fund Investments” below.

Each Fund discourages market timing and seeks to prevent frequent purchases and sales or exchanges of Fund shares that it determines may be detrimental to the Fund or long-term shareholders. The Board has approved the policies discussed below to seek to deter market timing activity. The Board has not adopted any specific numerical restrictions on purchases, sales and exchanges of Fund shares because certain legitimate strategies will not result in harm to a Fund or its shareholders.

If as a result of its own investigation, information provided by a Financial Intermediary or other third party, or otherwise, a Fund believes, in its sole discretion, that your short-term trading is excessive or that you are engaging in market timing activity, it reserves the right to reject any specific purchase or exchange order. If a Fund rejects your purchase or exchange order, you will not be able to execute that transaction, and the Fund will not be responsible for any losses you therefore may suffer. For transactions placed directly with a Fund, the Fund may consider the trading history of accounts under common ownership or control for the purpose of enforcing these policies. Transactions placed through the same Financial Intermediary on an omnibus basis may be deemed part of a group for the purpose of this policy and may be rejected in whole or in part by a Fund. Certain accounts, such as omnibus accounts and accounts at Financial Intermediaries, however, include multiple investors and such accounts typically provide a Fund with net purchase or redemption and exchange requests on any given day where purchases, redemptions and exchanges of shares are

netted against one another and the identity of individual purchasers, redeemers and exchangers whose orders are aggregated may not be known by the Fund. While each Fund monitors for market timing activity, a Fund may be unable to identify such activities because the netting effect in omnibus accounts often makes it more difficult to locate and eliminate market timers from the Fund. The Distributor has entered into agreements with respect to Financial Intermediaries that maintain omnibus accounts with the Fund pursuant to which such Financial Intermediaries undertake to cooperate with the Distributor in monitoring purchase, exchange and redemption orders by their customers in order to detect and prevent short-term or excessive trading in a Fund's shares through such accounts. Identification of market timers may also be limited by operational systems and technical limitations. In the event that a Financial Intermediary is determined by a Fund to be engaged in market timing or other improper trading activity, the Distributor may terminate such Financial Intermediary's agreement with the Distributor, suspend such Financial Intermediary's trading privileges or take other appropriate actions.

There is no assurance that the methods described above will prevent market timing or other trading that may be deemed abusive.

A Fund may from time to time use other methods that it believes are appropriate to deter market timing or other trading activity that may be detrimental to the Fund or long-term shareholders.

Fund of Funds Structure

The Funds do not invest directly in a portfolio of securities. Instead, they invest in certain Underlying Funds that are advised by BFA or its affiliates. Each Fund charges for its own direct expenses, in addition to bearing a pro rata share of the expenses charged by the Underlying Funds in which it invests.

Management of the Funds

Investment Adviser

BFA, a registered investment adviser, serves as investment adviser to each Fund and, along with certain affiliates, serves as investment adviser to the Underlying Funds. BFA manages the investment of the Funds' assets and provides the Funds with investment guidance and policy direction in connection with daily portfolio management, subject to the supervision of the Board.

BFA is located at 400 Howard Street, San Francisco, CA 94105. BFA is an indirect wholly-owned subsidiary of BlackRock, Inc. As of March 31, 2023, BFA and its affiliates had approximately \$9.090 trillion in investment company and other portfolio assets under management.

BFA, along with certain affiliates, provides investment advisory services for the Underlying Funds that differ from the investment advisory services it provides for the Funds and receives investment advisory fees for such services to the Underlying Funds that differ from the fees described in this prospectus for the Funds. In addition, BlackRock Advisors, LLC ("BAL"), along with certain affiliates, provides administration services to certain of the Underlying Funds and, for those services, may receive administration fees from these Underlying Funds.

For its services to each Fund, BFA is entitled to receive an annual management fee of 0.05% of such Fund's average daily net assets.

BFA and BAL have contractually agreed to reimburse each Fund for Acquired Fund Fees and Expenses up to a maximum amount equal to the combined management fee and administration fee of each share class through June 30, 2024. BFA has contractually agreed to waive its management fees by the amount of investment advisory fees each Fund pays to BFA indirectly through its investment in money market funds managed by BFA or its affiliates, through June 30, 2024. The contractual agreements may be terminated upon 90 days' notice by a majority of the non-interested trustees of the Trust or by a vote of a majority of the outstanding voting securities of the Fund.

The fees and expenses of the trustees who are not "interested persons" of the Trust as defined in the Investment Company Act (the "Independent Trustees"), counsel to the Independent Trustees and the independent registered public accounting firm that provides audit services in connection with the Funds (collectively referred to as the "Independent Expenses") are paid directly by the Funds. Each of BAL and BFA has contractually undertaken, through June 30, 2033, to reimburse or provide an offsetting credit to each Fund for such Independent Expenses. This contractual arrangement may not be terminated prior to July 1, 2033 without the consent of the Board.

For the fiscal year ended December 31, 2022, each Fund listed below paid BFA management fees at the following management fee rate, net of applicable waivers:

Fund	Management Fee Rate (Net of Applicable Waivers)
BlackRock LifePath® Index Retirement Fund	0.00%
BlackRock LifePath® Index 2025 Fund	0.00%
BlackRock LifePath® Index 2030 Fund	0.00%
BlackRock LifePath® Index 2035 Fund	0.00%
BlackRock LifePath® Index 2040 Fund	0.00%
BlackRock LifePath® Index 2045 Fund	0.00%
BlackRock LifePath® Index 2050 Fund	0.00%
BlackRock LifePath® Index 2055 Fund	0.00%
BlackRock LifePath® Index 2060 Fund	0.00%
BlackRock LifePath® Index 2065 Fund	0.00%

A discussion regarding the basis for the Board's approval of the investment advisory agreement with BFA with respect to each Fund is included in the Funds' semi-annual report for the period ended June 30, 2022.

From time to time, a manager, analyst, or other employee of BFA or its affiliates may express views regarding a particular asset class, company, security, industry, or market sector. The views expressed by any such person are the views of only that individual as of the time expressed and do not necessarily represent the views of BFA or any other person within the BFA organization. Any such views are subject to change at any time based upon market or other

conditions and BFA disclaims any responsibility to update such views. These views may not be relied on as investment advice and, because investment decisions for the Funds are based on numerous factors, may not be relied on as an indication of trading intent on behalf of the Funds.

Portfolio Managers

Information regarding the portfolio managers of the Funds is set forth below. Further information regarding the portfolio managers, including other accounts managed, compensation, ownership of Fund shares and possible conflicts of interest, is available in the SAI.

Portfolio Manager	Primary Role	Since	Title and Recent Biography
Chris Chung, CFA	Jointly and primarily responsible for the day-to-day management of each Fund's portfolio, including setting the Fund's overall investment strategy and overseeing the management of the Fund.	2020	Managing Director of BlackRock, Inc. since 2021; Director of BlackRock, Inc. from 2015 to 2021; Vice President of BlackRock, Inc. from 2011 to 2014; Associate of BlackRock, Inc. from 2009 to 2010; Associate of Barclays Global Investors ("BGI") from 2008 to 2009; Senior Manager of American Express from 2004 to 2008; research professional at the Center for Interuniversity Research and Analysis of Organizations (CIRANO) from 2002 to 2006.
Lisa O'Connor, CFA	Jointly and primarily responsible for the day-to-day management of each Fund's portfolio, including setting the Fund's overall investment strategy and overseeing the management of the Fund.	2020	Managing Director of BlackRock, Inc. since 2017; Managing Director of State Street Global Advisors from 2013 to 2017; Managing Director of Mellon Capital Management from 2001 to 2013; Director of BuySide Direct in 2000; Derivatives portfolio manager and trader at Mellon Capital Management from 1998 to 2000; Vice President of Coutts & Co. from 1996 to 1998; equity derivatives analyst from 1993 to 1996.
Greg Savage, CFA	Jointly and primarily responsible for the day-to-day management of each Fund's portfolio, including setting the Fund's overall investment strategy and overseeing the management of the Fund.	2018 ¹	Managing Director of BlackRock, Inc. since 2010; Director of BlackRock, Inc. in 2009; Principal of BGI from 2007 to 2009; Associate of BGI from 1999 to 2007.
Paul Whitehead	Jointly and primarily responsible for the day-to-day management of each Fund's portfolio, including setting the Fund's overall investment strategy and overseeing the management of the Fund.	2023	Managing Director of BlackRock, Inc. since 2010; Director of BlackRock, Inc. from 2009 to 2010; Principal of BGI from 2002 to 2009.

¹ Mr. Savage has been managing the LifePath Index 2065 Fund since its inception in 2019.

Administrative Services

Pursuant to an Administration Agreement between the Trust, on behalf of the Funds, and BAL, BAL provides the following services, among others, as the Funds' administrator:

- Supervises the Funds' administrative operations;
- Provides or causes to be provided management reporting and treasury administration services;
- Financial reporting;
- Legal, blue sky and tax services;
- Preparation of proxy statements and shareholder reports; and
- Engaging and supervising the shareholder servicing agents on behalf of the Funds.

BAL is entitled to receive fees for these services at the annual rate of 0.04% of the average daily net assets of Class K Shares of each Fund. In addition to performing these services, BAL has agreed to bear all costs of operating the

Funds, other than brokerage expenses, management fees, 12b-1 distribution or service fees, certain fees and expenses related to the Trust's trustees who are not "interested persons" of the Funds or the Trust as defined in the Investment Company Act, and their counsel, auditing fees, litigation expenses, taxes and other extraordinary expenses.

Conflicts of Interest

The investment activities of BFA and its affiliates (including BlackRock, Inc. and its subsidiaries (collectively, the "Affiliates")), and their respective directors, officers or employees, in the management of, or their interest in, their own accounts and other accounts they manage, may present conflicts of interest that could disadvantage the Funds and their shareholders.

BFA and its Affiliates provide investment management services to other funds and discretionary managed accounts that may follow investment programs similar to that of the Funds. BFA and its Affiliates are involved worldwide with a broad spectrum of financial services and asset management activities and may engage in the ordinary course of business in activities in which their interests or the interests of their clients may conflict with those of the Funds. BFA or one or more Affiliates act or may act as an investor, research provider, investment manager, commodity pool operator, commodity trading advisor, financier, underwriter, adviser, trader, lender, index provider, agent and/or principal, and have other direct and indirect interests in securities, currencies, commodities, derivatives and other instruments in which the Funds may directly or indirectly invest. The Funds may invest in securities of, or engage in other transactions with, companies with which an Affiliate has significant debt or equity investments or other interests. The Funds may also invest in issuances (such as structured notes) by entities for which an Affiliate provides and is compensated for cash management services relating to the proceeds from the sale of such issuances. The Funds also may invest in securities of, or engage in other transactions with, companies for which an Affiliate provides or may in the future provide research coverage. An Affiliate may have business relationships with, and purchase, or distribute or sell services or products from or to, distributors, consultants or others who recommend the Funds or who engage in transactions with or for the Funds, and may receive compensation for such services. BFA or one or more Affiliates may engage in proprietary trading and advise accounts and funds that have investment objectives similar to those of the Funds and/or that engage in and compete for transactions in the same types of securities, currencies and other instruments as the Funds. This may include transactions in securities issued by other open-end and closed-end investment companies (which may include investment companies that are affiliated with the Funds and BFA, to the extent permitted under the Investment Company Act). The trading activities of BFA and these Affiliates are carried out without reference to positions held directly or indirectly by the Funds and may result in BFA or an Affiliate having positions in certain securities that are senior or junior to, or have interests different from or adverse to, the securities that are owned by the Funds.

Neither BFA nor any Affiliate is under any obligation to share any investment opportunity, idea or strategy with the Funds. As a result, an Affiliate may compete with the Funds for appropriate investment opportunities. The results of a Fund's investment activities, therefore, may differ from those of an Affiliate and of other accounts managed by BFA or an Affiliate, and it is possible that a Fund could sustain losses during periods in which one or more Affiliates and other accounts achieve profits on their trading for proprietary or other accounts. The opposite result is also possible.

In addition, the Funds may, from time to time, enter into transactions in which BFA or an Affiliate or their directors, officers or employees or other clients have an adverse interest. Furthermore, transactions undertaken by clients advised or managed by BFA or its Affiliates may adversely impact the Funds. Transactions by one or more clients or BFA or its Affiliates or their directors, officers or employees, may have the effect of diluting or otherwise disadvantaging the values, prices or investment strategies of the Funds. The Funds' activities may be limited because of regulatory restrictions applicable to BFA or one or more Affiliates and/or their internal policies designed to comply with such restrictions.

Under a securities lending program approved by the Board, the Trust, on behalf of each Fund, has retained BlackRock Institutional Trust Company, N.A., an Affiliate of BFA, to serve as the securities lending agent for the Funds to the extent that the Funds participate in the securities lending program. For these services, the securities lending agent will receive a fee from the Funds, including a fee based on the returns earned on the Funds' investment of the cash received as collateral for the loaned securities. In addition, one or more Affiliates may be among the entities to which the Funds may lend their portfolio securities under the securities lending program.

The activities of BFA and its Affiliates and their respective directors, officers or employees, may give rise to other conflicts of interest that could disadvantage the Funds and their shareholders. BFA has adopted policies and procedures designed to address these potential conflicts of interest. See the SAI for further information.

Valuation of Fund Investments

When you buy shares, you pay the net asset value. This is the offering price. Shares are also redeemed at their net asset value, minus any applicable redemption fee. The net asset value used in determining your share price is the next one calculated after your purchase or redemption order is received. The net asset value of each class of shares

normally is determined once daily Monday through Friday, generally as of the close of regular trading hours of the New York Stock Exchange (“NYSE”) (normally 4:00 p.m., Eastern time), on each day that the NYSE is open for trading, based on prices at the time of closing, provided that any Fund assets or liabilities denominated in currencies other than the U.S. dollar are translated into U.S. dollars at the prevailing market rates on the date of valuation as quoted by one or more data service providers. The net asset value of shares is calculated by dividing the value of the net assets of each class of shares (i.e., the value of its total assets less total liabilities) by the total number of outstanding shares of the class, generally rounded to the nearest cent.

The value of the securities and other assets and liabilities held by a Fund are determined pursuant to BFA’s valuation policies and procedures. BFA has been designated by the Board as the valuation designee for the Fund pursuant to Rule 2a-5 under the Investment Company Act.

Equity securities and other equity instruments for which market quotations are readily available are valued at market value, which is generally determined using the last reported official closing price or, if a reported closing price is not available, the last traded price on the exchange or market on which the security or instrument is primarily traded at the time of valuation. Shares of underlying open-end funds (including money market funds) are valued at net asset value. Shares of underlying exchange-traded closed-end funds or other ETFs are valued at their most recent closing price.

Each Fund values fixed-income portfolio securities using last available bid prices or current market quotations provided by dealers or prices (including evaluated prices) supplied by the Fund’s approved independent third-party pricing services, each in accordance with BFA’s valuation policies and procedures. Pricing services may use matrix pricing or valuation models that utilize certain inputs and assumptions to derive values. Pricing services generally value fixed-income securities assuming orderly transactions of an institutional round lot size, but a Fund may hold or transact in such securities in smaller odd lot sizes. Odd lots may trade at lower prices than institutional round lots. An amortized cost method of valuation may be used with respect to debt obligations with 60 days or less remaining to maturity unless BFA determines in good faith that such method does not represent fair value.

Generally, trading in non-U.S. securities, U.S. government securities, money market instruments and certain fixed-income securities is substantially completed each day at various times prior to the close of business on the NYSE. The values of such securities used in computing the net asset value of a Fund’s shares are determined as of such times.

When market quotations are not readily available or are believed by BFA to be unreliable, BFA will fair value a Fund’s investments in accordance with its policies and procedures. BFA may conclude that a market quotation is not readily available or is unreliable if a security or other asset or liability does not have a price source due to its lack of trading or other reasons, if a market quotation differs significantly from recent price quotations or otherwise no longer appears to reflect fair value, where the security or other asset or liability is thinly traded, when there is a significant event subsequent to the most recent market quotation, or if the trading market on which a security is listed is suspended or closed and no appropriate alternative trading market is available. A “significant event” is deemed to occur if BFA determines, in its reasonable business judgment prior to or at the time of pricing a Fund’s assets or liabilities, that the event is likely to cause a material change to the closing market price of one or more assets held by, or liabilities of, the Fund.

For certain foreign assets, a third-party vendor supplies evaluated, systematic fair value pricing based upon the movement of a proprietary multi-factor model after the relevant foreign markets have closed. This systematic fair value pricing methodology is designed to correlate the prices of foreign assets following the close of the local markets to the price that might have prevailed as of a Fund’s pricing time.

Fair value represents a good faith approximation of the value of an asset or liability. The fair value of an asset or liability held by a Fund is the amount the Fund might reasonably expect to receive from the current sale of that asset or the cost to extinguish that liability in an arm’s-length transaction. Valuing a Fund’s investments using fair value pricing will result in prices that may differ from current market valuations and that may not be the prices at which those investments could have been sold during the period in which the particular fair values were used.

Each Fund may accept orders from certain authorized Financial Intermediaries or their designees. Each Fund will be deemed to receive an order when accepted by the Financial Intermediary or designee, and the order will receive the net asset value next computed by the Fund after such acceptance. If the payment for a purchase order is not made by a designated later time, the order will be canceled and the Financial Intermediary could be held liable for any losses.

Dividends, Distributions and Taxes

BUYING A DIVIDEND

Unless your investment is in a tax-deferred account, you may want to avoid buying shares shortly before each Fund pays a dividend. The reason? If you buy shares when a Fund has declared but not yet distributed ordinary income or capital gains, you will pay the full price for the shares and then receive a portion of the price back in the form of a taxable dividend. Before investing you may want to consult your tax adviser.

Each Fund will distribute net investment income, if any, quarterly and net realized capital gains, if any, at least annually. Each Fund may also pay a special distribution at the end of the calendar year to comply with federal tax requirements. Dividends may be reinvested automatically in shares of a Fund at net asset value or may be taken in cash. If you would like to receive dividends in cash, contact your Financial Intermediary or the applicable Fund.

Your tax consequences from an investment in a Fund will depend on whether you have invested through a qualified tax-exempt plan described in section 401(a) of the Internal Revenue Code (a "Qualified Plan").

Investments Through a Qualified Plan

Special tax rules apply to investments made through Qualified Plans. If you are invested through a Qualified Plan (and Fund shares are not "debt-financed property" to the plan), then you will not be subject to U.S. federal income tax on the dividends paid by a Fund or the gain realized from a redemption or exchange of Fund shares until you withdraw or receive distributions from the plan. Distributions you receive from the Qualified Plan may be subject to U.S. federal withholding tax depending on the kind of payment you receive.

Investments Not Made Through Qualified Plans

If you are not invested through a Qualified Plan, you will generally pay tax on dividends from a Fund whether you receive them in cash or additional shares. If you redeem Fund shares or exchange them for shares of another fund, you generally will be treated as having sold your shares and any gain on the transaction may be subject to tax. Fund distributions derived from qualified dividend income, which consists of dividends received from U.S. corporations and qualifying foreign corporations, and long-term capital gains, are eligible for taxation at a maximum rate of 15% or 20% for individuals, depending on whether their income exceeds certain threshold amounts, which are adjusted annually for inflation.

A 3.8% Medicare tax is imposed on the net investment income (which includes, but is not limited to, interest, dividends and net gain from investments) of U.S. individuals with income exceeding \$200,000, or \$250,000 if married filing jointly, and of trusts and estates.

Your dividends and redemption proceeds will be subject to backup withholding tax if you have not provided a taxpayer identification number or social security number or the number you have provided is incorrect.

Special Considerations for Non-U.S. Persons

If you are not invested through a Qualified Plan and you are neither a tax resident nor a citizen of the United States or if you are a foreign entity (other than a pass-through entity to the extent owned by U.S. persons), a Fund's ordinary income dividends will generally be subject to a 30% U.S. withholding tax, unless a lower treaty rate applies. However, certain distributions paid to a foreign shareholder and reported by a Fund as capital gain dividends, interest-related dividends or short-term capital gain dividends may be eligible for an exemption from U.S. withholding tax.

Separately, a 30% withholding tax is currently imposed on U.S.-source dividends, interest and other income items paid to (i) certain foreign financial institutions and investment funds, and (ii) certain other foreign entities. To avoid withholding, foreign financial institutions and investment funds will generally either need to (a) collect and report to the IRS detailed information identifying their U.S. accounts and U.S. account holders, comply with due diligence procedures for identifying U.S. accounts and withhold tax on certain payments made to noncomplying foreign entities and account holders or (b) if an intergovernmental agreement is entered into and implementing legislation is adopted, comply with the agreement and legislation. Other foreign entities will generally either need to provide detailed information identifying each substantial U.S. owner or certify there are no such owners.

This section summarizes some of the consequences under current federal tax law of an investment in a Fund. It is not a substitute for individualized tax advice. Consult your tax adviser about the potential tax consequences of an investment in a Fund under all applicable tax laws.

Financial Highlights

The Financial Highlights tables are intended to help you understand a Fund's financial performance for the periods shown. Certain information reflects the financial results for a single Fund share. The total returns in the tables represent the rate of return that an investor would have earned or lost on an investment in the indicated Fund (assuming reinvestment of all dividends and/or distributions). The information has been audited by PricewaterhouseCoopers LLP, whose report on the Funds, along with each Fund's audited financial statements, is included in the indicated Fund's Annual Report, which is available upon request.

The information for the Funds for the periods prior to March 2, 2020 reflect the "master-feeder" structure in place during that time.

LifePath Index Retirement Fund

(For a share outstanding throughout each period)	Class K				
	Year Ended 12/31/22	Year Ended 12/31/21	Year Ended 12/31/20	Year Ended 12/31/19	Year Ended 12/31/18
Net asset value, beginning of year	\$ 14.78	\$ 14.23	\$ 13.04	\$ 11.54	\$ 12.25
Net investment income ^(a)	0.32	0.32	0.27	0.38	0.31
Net realized and unrealized gain (loss)	(2.56)	0.66	1.30	1.44	(0.73)
Net increase (decrease) from investment operations	(2.24)	0.98	1.57	1.82	(0.42)
Distributions^(b)					
From net investment income	(0.32)	(0.32)	(0.28)	(0.31)	(0.28)
From net realized gain	(0.02)	(0.11)	(0.10)	(0.01)	(0.01)
Total distributions	(0.34)	(0.43)	(0.38)	(0.32)	(0.29)
Net asset value, end of year	\$ 12.20	\$ 14.78	\$ 14.23	\$ 13.04	\$ 11.54
Total Return^(c)					
Based on net asset value	(15.20)%	6.92%	12.22%	15.90%	(3.51)%
Ratios to Average Net Assets^(d)					
Total expenses	0.11%	0.12%	0.12%	0.11% ^(e)	0.13% ^(f)
Total expenses after fees waived and/or reimbursed	0.06%	0.06%	0.06%	0.07% ^(e)	0.08% ^(f)
Net investment income	2.43%	2.17%	2.03%	2.96%	2.54%
Supplemental Data					
Net assets, end of year (000)	\$4,712,358	\$5,739,227	\$5,307,443	\$4,462,412	\$1,160,344
Portfolio turnover rate	71% ^(g)	9% ^(g)	20% ^(h)	13% ⁽ⁱ⁾	25% ⁽ⁱ⁾

^(a) Based on average shares outstanding.

^(b) Distributions for annual periods determined in accordance with U.S. federal income tax regulations.

^(c) Where applicable, assumes the reinvestment of distributions.

^(d) Excludes fees and expenses incurred indirectly as a result of investments in underlying funds.

^(e) Includes reorganization cost. Without this cost, total expenses and total expenses after fees waived and/or reimbursed would have been 0.11% and 0.07%, respectively.

^(f) Includes reorganization, offering, and board realignment and consolidation costs. Without these costs, total expenses and total expenses after fees waived and/or reimbursed would have been 0.12% and 0.08%, respectively.

^(g) Includes the purchases and sales of the underlying funds and the Underlying Master Portfolios.

^(h) From January 1, 2020 through March 1, 2020, the rate includes the LifePath Index Master Portfolio's purchases and sales of the underlying funds and the Underlying Master Portfolios. Beginning March 2, 2020, the rate includes the LifePath Index Fund's purchases and sales of the underlying funds and the Underlying Master Portfolios.

⁽ⁱ⁾ Includes the LifePath Index Master Portfolio's purchases and sales of the underlying funds and Large Cap Index Master Portfolio, Master Small Cap Index Series, Total International ex U.S. Index Master Portfolio and U.S. Total Bond Index Master Portfolio.

LifePath Index 2025 Fund

(For a share outstanding throughout each period)	Class K				
	Year Ended 12/31/22	Year Ended 12/31/21	Year Ended 12/31/20	Year Ended 12/31/19	Year Ended 12/31/18
Net asset value, beginning of year	\$ 16.61	\$ 15.64	\$ 14.25	\$ 12.35	\$ 13.31
Net investment income ^(a)	0.35	0.36	0.29	0.36	0.33
Net realized and unrealized gain (loss)	(2.96)	1.03	1.45	1.97	(0.95)
Net increase (decrease) from investment operations	(2.61)	1.39	1.74	2.33	(0.62)
Distributions^(b)					
From net investment income	(0.35)	(0.35)	(0.29)	(0.37)	(0.31)
From net realized gain	(0.01)	(0.07)	(0.06)	(0.06)	(0.03)
Total distributions	(0.36)	(0.42)	(0.35)	(0.43)	(0.34)
Net asset value, end of year	\$ 13.64	\$ 16.61	\$ 15.64	\$ 14.25	\$ 12.35
Total Return^(c)					
Based on net asset value	(15.77)%	8.94%	12.42%	18.98%	(4.78)%
Ratios to Average Net Assets^(d)					
Total expenses	0.11%	0.12%	0.12%	0.10%	0.11%
Total expenses after fees waived and/or reimbursed	0.06%	0.06%	0.05%	0.06%	0.07%
Net investment income	2.41%	2.19%	2.00%	2.68%	2.47%
Supplemental Data					
Net assets, end of year (000)	\$5,584,893	\$6,505,877	\$5,458,799	\$4,134,270	\$2,777,710
Portfolio turnover rate	64% ^(e)	11% ^(e)	16% ^(f)	11% ^(g)	11% ^(g)

^(a) Based on average shares outstanding.

^(b) Distributions for annual periods determined in accordance with U.S. federal income tax regulations.

^(c) Where applicable, assumes the reinvestment of distributions.

^(d) Excludes fees and expenses incurred indirectly as a result of investments in underlying funds.

^(e) Includes the purchases and sales of the underlying funds and the Underlying Master Portfolios.

^(f) From January 1, 2020 through March 1, 2020, the rate includes the LifePath Index Master Portfolio's purchases and sales of the underlying funds and the Underlying Master Portfolios. Beginning March 2, 2020, the rate includes the LifePath Index Fund's purchases and sales of the underlying funds and the Underlying Master Portfolios.

^(g) Includes the LifePath Index Master Portfolio's purchases and sales of the underlying funds and Large Cap Index Master Portfolio, Master Small Cap Index Series, Total International ex U.S. Index Master Portfolio and U.S. Total Bond Index Master Portfolio.

LifePath Index 2030 Fund

(For a share outstanding throughout each period)	Class K				
	Year Ended 12/31/22	Year Ended 12/31/21	Year Ended 12/31/20	Year Ended 12/31/19	Year Ended 12/31/18
Net asset value, beginning of year	\$ 17.66	\$ 16.28	\$ 14.71	\$ 12.56	\$ 13.61
Net investment income ^(a)	0.36	0.38	0.29	0.38	0.34
Net realized and unrealized gain (loss)	(3.26)	1.47	1.59	2.25	(1.08)
Net increase (decrease) from investment operations	(2.90)	1.85	1.88	2.63	(0.74)
Distributions^(b)					
From net investment income	(0.35)	(0.38)	(0.29)	(0.39)	(0.30)
From net realized gain	(0.02)	(0.09)	(0.02)	(0.09)	(0.01)
Total distributions	(0.37)	(0.47)	(0.31)	(0.48)	(0.31)
Net asset value, end of year	\$ 14.39	\$ 17.66	\$ 16.28	\$ 14.71	\$ 12.56
Total Return^(c)					
Based on net asset value	(16.41)%	11.42%	13.05%	21.08%	(5.56)%
Ratios to Average Net Assets^(d)					
Total expenses	0.11%	0.11%	0.11%	0.10%	0.11% ^(e)
Total expenses after fees waived and/or reimbursed	0.06%	0.05%	0.05%	0.06%	0.06% ^(e)
Net investment income	2.34%	2.22%	1.97%	2.70%	2.55%
Supplemental Data					
Net assets, end of year (000)	\$7,701,495	\$8,345,340	\$6,511,647	\$4,892,278	\$3,250,556
Portfolio turnover rate	50% ^(f)	9% ^(f)	14% ^(g)	14% ^(h)	15% ^(h)

^(a) Based on average shares outstanding.

^(b) Distributions for annual periods determined in accordance with U.S. federal income tax regulations.

^(c) Where applicable, assumes the reinvestment of distributions.

^(d) Excludes fees and expenses incurred indirectly as a result of investments in underlying funds.

^(e) Includes reorganization, offering, and board realignment and consolidation costs. Without these costs, total expenses and total expenses after fees waived and/or reimbursed would have been 0.10% and 0.06%, respectively.

^(f) Includes the purchases and sales of the underlying funds and the Underlying Master Portfolios.

^(g) From January 1, 2020 through March 1, 2020, the rate includes the LifePath Index Master Portfolio's purchases and sales of the underlying funds and the Underlying Master Portfolios. Beginning March 2, 2020, the rate includes the LifePath Index Fund's purchases and sales of the underlying funds and the Underlying Master Portfolios.

^(h) Includes the LifePath Index Master Portfolio's purchases and sales of the underlying funds and Large Cap Index Master Portfolio, Master Small Cap Index Series, Total International ex U.S. Index Master Portfolio and U.S. Total Bond Index Master Portfolio.

LifePath Index 2035 Fund

(For a share outstanding throughout each period)	Class K				
	Year Ended 12/31/22	Year Ended 12/31/21	Year Ended 12/31/20	Year Ended 12/31/19	Year Ended 12/31/18
Net asset value, beginning of year	\$ 18.95	\$ 17.06	\$ 15.31	\$ 12.87	\$ 14.07
Net investment income ^(a)	0.37	0.41	0.30	0.40	0.35
Net realized and unrealized gain (loss)	(3.60)	1.94	1.76	2.55	(1.23)
Net increase (decrease) from investment operations	(3.23)	2.35	2.06	2.95	(0.88)
Distributions^(b)					
From net investment income	(0.36)	(0.40)	(0.29)	(0.40)	(0.32)
From net realized gain	(0.02)	(0.06)	(0.02)	(0.11)	(0.00) ^(c)
Total distributions	(0.38)	(0.46)	(0.31)	(0.51)	(0.32)
Net asset value, end of year	\$ 15.34	\$ 18.95	\$ 17.06	\$ 15.31	\$ 12.87
Total Return^(d)					
Based on net asset value	(17.07)%	13.84%	13.72%	23.08%	(6.36)%
Ratios to Average Net Assets^(e)					
Total expenses	0.11%	0.11%	0.11%	0.09%	0.10%
Total expenses after fees waived and/or reimbursed	0.05%	0.05%	0.05%	0.05%	0.06%
Net investment income	2.24%	2.24%	1.97%	2.74%	2.51%
Supplemental Data					
Net assets, end of year (000)	\$6,457,504	\$6,914,380	\$5,157,576	\$3,758,092	\$2,393,634
Portfolio turnover rate	39% ^(f)	9% ^(f)	10% ^(g)	13% ^(h)	10% ^(h)

^(a) Based on average shares outstanding.

^(b) Distributions for annual periods determined in accordance with U.S. federal income tax regulations.

^(c) Amount is greater than \$(0.005) per share.

^(d) Where applicable, assumes the reinvestment of distributions.

^(e) Excludes fees and expenses incurred indirectly as a result of investments in underlying funds.

^(f) Includes the purchases and sales of the underlying funds and the Underlying Master Portfolios.

^(g) From January 1, 2020 through March 1, 2020, the rate includes the LifePath Index Master Portfolio's purchases and sales of the underlying funds and the Underlying Master Portfolios. Beginning March 2, 2020, the rate includes the LifePath Index Fund's purchases and sales of the underlying funds and the Underlying Master Portfolios.

^(h) Includes the LifePath Index Master Portfolio's purchases and sales of the underlying funds and Large Cap Index Master Portfolio, Master Small Cap Index Series, Total International ex U.S. Index Master Portfolio and U.S. Total Bond Index Master Portfolio.

LifePath Index 2040 Fund

(For a share outstanding throughout each period)	Class K				
	Year Ended 12/31/22	Year Ended 12/31/21	Year Ended 12/31/20	Year Ended 12/31/19	Year Ended 12/31/18
Net asset value, beginning of year	\$ 19.99	\$ 17.66	\$ 15.78	\$ 13.07	\$ 14.39
Net investment income ^(a)	0.36	0.43	0.30	0.41	0.37
Net realized and unrealized gain (loss)	(3.90)	2.39	1.88	2.84	(1.37)
Net increase (decrease) from investment operations	(3.54)	2.82	2.18	3.25	(1.00)
Distributions^(b)					
From net investment income	(0.35)	(0.42)	(0.29)	(0.43)	(0.31)
From net realized gain	(0.02)	(0.07)	(0.01)	(0.11)	(0.01)
Total distributions	(0.37)	(0.49)	(0.30)	(0.54)	(0.32)
Net asset value, end of year	\$ 16.08	\$ 19.99	\$ 17.66	\$ 15.78	\$ 13.07
Total Return^(c)					
Based on net asset value	(17.65)%	16.05%	14.10%	25.01%	(7.08)%
Ratios to Average Net Assets^(d)					
Total expenses	0.11%	0.11%	0.11%	0.09%	0.10% ^(e)
Total expenses after fees waived and/or reimbursed	0.05%	0.05%	0.05%	0.05%	0.05% ^(e)
Net investment income	2.13%	2.23%	1.95%	2.77%	2.57%
Supplemental Data					
Net assets, end of year (000)	\$6,694,192	\$7,084,966	\$5,352,212	\$3,849,265	\$2,478,916
Portfolio turnover rate	29% ^(f)	7% ^(f)	9% ^(g)	14% ^(h)	12% ^(h)

^(a) Based on average shares outstanding.

^(b) Distributions for annual periods determined in accordance with U.S. federal income tax regulations.

^(c) Where applicable, assumes the reinvestment of distributions.

^(d) Excludes fees and expenses incurred indirectly as a result of investments in underlying funds.

^(e) Includes reorganization, offering, and board realignment and consolidation costs. Without these costs, total expenses and total expenses after fees waived and/or reimbursed would have been 0.09% and 0.05%, respectively.

^(f) Includes the purchases and sales of the underlying funds and the Underlying Master Portfolios.

^(g) From January 1, 2020 through March 1, 2020, the rate includes the LifePath Index Master Portfolio's purchases and sales of the underlying funds and the Underlying Master Portfolios. Beginning March 2, 2020, the rate includes the LifePath Index Fund's purchases and sales of the underlying funds and the Underlying Master Portfolios.

^(h) Includes the LifePath Index Master Portfolio's purchases and sales of the underlying funds and Large Cap Index Master Portfolio, Master Small Cap Index Series, Total International ex U.S. Index Master Portfolio and U.S. Total Bond Index Master Portfolio.

LifePath Index 2045 Fund

(For a share outstanding throughout each period)	Class K				
	Year Ended 12/31/22	Year Ended 12/31/21	Year Ended 12/31/20	Year Ended 12/31/19	Year Ended 12/31/18
Net asset value, beginning of year	\$ 21.05	\$ 18.30	\$ 16.27	\$ 13.34	\$ 14.76
Net investment income ^(a)	0.36	0.45	0.31	0.42	0.37
Net realized and unrealized gain (loss)	(4.16)	2.80	2.03	3.06	(1.46)
Net increase (decrease) from investment operations	(3.80)	3.25	2.34	3.48	(1.09)
Distributions^(b)					
From net investment income	(0.35)	(0.44)	(0.30)	(0.44)	(0.32)
From net realized gain	(0.00) ^(c)	(0.06)	(0.01)	(0.11)	(0.01)
Total distributions	(0.35)	(0.50)	(0.31)	(0.55)	(0.33)
Net asset value, end of year	\$ 16.90	\$ 21.05	\$ 18.30	\$ 16.27	\$ 13.34
Total Return^(d)					
Based on net asset value	(18.05)%	17.81%	14.64%	26.25%	(7.50)%
Ratios to Average Net Assets^(e)					
Total expenses	0.11%	0.11%	0.11%	0.09%	0.10%
Total expenses after fees waived and/or reimbursed	0.05%	0.05%	0.05%	0.05%	0.05%
Net investment income	1.99%	2.24%	1.96%	2.80%	2.55%
Supplemental Data					
Net assets, end of year (000)	\$5,170,776	\$5,476,173	\$3,948,559	\$2,720,014	\$1,645,042
Portfolio turnover rate	16% ^(f)	7% ^(f)	7% ^(g)	12% ^(h)	8% ^(h)

^(a) Based on average shares outstanding.

^(b) Distributions for annual periods determined in accordance with U.S. federal income tax regulations.

^(c) Amount is greater than \$(0.005) per share.

^(d) Where applicable, assumes the reinvestment of distributions.

^(e) Excludes fees and expenses incurred indirectly as a result of investments in underlying funds.

^(f) Includes the purchases and sales of the underlying funds and the Underlying Master Portfolios.

^(g) From January 1, 2020 through March 1, 2020, the rate includes the LifePath Index Master Portfolio's purchases and sales of the underlying funds and the Underlying Master Portfolios. Beginning March 2, 2020, the rate includes the LifePath Index Fund's purchases and sales of the underlying funds and the Underlying Master Portfolios.

^(h) Includes the LifePath Index Master Portfolio's purchases and sales of the underlying funds and Large Cap Index Master Portfolio, Master Small Cap Index Series, Total International ex U.S. Index Master Portfolio and U.S. Total Bond Index Master Portfolio.

LifePath Index 2050 Fund

(For a share outstanding throughout each period)	Class K				
	Year Ended 12/31/22	Year Ended 12/31/21	Year Ended 12/31/20	Year Ended 12/31/19	Year Ended 12/31/18
Net asset value, beginning of year	\$ 21.69	\$ 18.68	\$ 16.55	\$ 13.51	\$ 14.99
Net investment income ^(a)	0.35	0.46	0.31	0.43	0.38
Net realized and unrealized gain (loss)	(4.33)	3.03	2.13	3.16	(1.53)
Net increase (decrease) from investment operations	(3.98)	3.49	2.44	3.59	(1.15)
Distributions^(b)					
From net investment income	(0.33)	(0.44)	(0.30)	(0.45)	(0.32)
From net realized gain	(0.03)	(0.04)	(0.01)	(0.10)	(0.01)
Total distributions	(0.36)	(0.48)	(0.31)	(0.55)	(0.33)
Net asset value, end of year	\$ 17.35	\$ 21.69	\$ 18.68	\$ 16.55	\$ 13.51
Total Return^(c)					
Based on net asset value	(18.33)%	18.75%	15.04%	26.77%	(7.82)%
Ratios to Average Net Assets^(d)					
Total expenses	0.11%	0.11%	0.11%	0.09%	0.11% ^(e)
Total expenses after fees waived and/or reimbursed	0.05%	0.05%	0.05%	0.05%	0.05% ^(e)
Net investment income	1.88%	2.23%	1.97%	2.81%	2.57%
Supplemental Data					
Net assets, end of year (000)	\$4,892,212	\$4,988,085	\$3,567,402	\$2,388,475	\$1,420,616
Portfolio turnover rate	11% ^(f)	6% ^(f)	6% ^(g)	12% ^(h)	11% ^(h)

^(a) Based on average shares outstanding.

^(b) Distributions for annual periods determined in accordance with U.S. federal income tax regulations.

^(c) Where applicable, assumes the reinvestment of distributions.

^(d) Excludes fees and expenses incurred indirectly as a result of investments in underlying funds.

^(e) Includes reorganization, offering, and board realignment and consolidation costs. Without these costs, total expenses and total expenses after fees waived and/or reimbursed would have been 0.10% and 0.05%, respectively.

^(f) Includes the purchases and sales of the underlying funds and the Underlying Master Portfolios.

^(g) From January 1, 2020 through March 1, 2020, the rate includes the LifePath Index Master Portfolio's purchases and sales of the underlying funds and the Underlying Master Portfolios. Beginning March 2, 2020, the rate includes the LifePath Index Fund's purchases and sales of the underlying funds and the Underlying Master Portfolios.

^(h) Includes the LifePath Index Master Portfolio's purchases and sales of the underlying funds and Large Cap Index Master Portfolio, Master Small Cap Index Series, Total International ex U.S. Index Master Portfolio and U.S. Total Bond Index Master Portfolio.

LifePath Index 2055 Fund

(For a share outstanding throughout each period)	Class K				
	Year Ended 12/31/22	Year Ended 12/31/21	Year Ended 12/31/20	Year Ended 12/31/19	Year Ended 12/31/18
Net asset value, beginning of year	\$ 22.25	\$ 19.12	\$ 16.94	\$ 13.77	\$ 15.27
Net investment income ^(a)	0.35	0.48	0.32	0.45	0.40
Net realized and unrealized gain (loss)	(4.44)	3.11	2.18	3.23	(1.57)
Net increase (decrease) from investment operations	(4.09)	3.59	2.50	3.68	(1.17)
Distributions^(b)					
From net investment income	(0.33)	(0.44)	(0.31)	(0.45)	(0.33)
From net realized gain	(0.02)	(0.02)	(0.01)	(0.06)	—
Total distributions	(0.35)	(0.46)	(0.32)	(0.51)	(0.33)
Net asset value, end of year	\$ 17.81	\$ 22.25	\$ 19.12	\$ 16.94	\$ 13.77
Total Return^(c)					
Based on net asset value	(18.33)%	18.87%	15.02%	26.89%	(7.79)%
Ratios to Average Net Assets^(d)					
Total expenses	0.11%	0.11%	0.11%	0.09%	0.11%
Total expenses after fees waived and/or reimbursed	0.05%	0.05%	0.04%	0.04%	0.04%
Net investment income	1.85%	2.24%	1.98%	2.86%	2.60%
Supplemental Data					
Net assets, end of year (000)	\$3,178,027	\$3,128,153	\$2,124,200	\$1,344,554	\$716,634
Portfolio turnover rate	10% ^(e)	6% ^(e)	6% ^(f)	12% ^(g)	8% ^(g)

^(a) Based on average shares outstanding.

^(b) Distributions for annual periods determined in accordance with U.S. federal income tax regulations.

^(c) Where applicable, assumes the reinvestment of distributions.

^(d) Excludes fees and expenses incurred indirectly as a result of investments in underlying funds.

^(e) Includes the purchases and sales of the underlying funds and the Underlying Master Portfolios.

^(f) From January 1, 2020 through March 1, 2020, the rate includes the LifePath Index Master Portfolio's purchases and sales of the underlying funds and the Underlying Master Portfolios. Beginning March 2, 2020, the rate includes the LifePath Index Fund's purchases and sales of the underlying funds and the Underlying Master Portfolios.

^(g) Includes the LifePath Index Master Portfolio's purchases and sales of the underlying funds and Large Cap Index Master Portfolio, Master Small Cap Index Series, Total International ex U.S. Index Master Portfolio and U.S. Total Bond Index Master Portfolio.

LifePath Index 2060 Fund

(For a share outstanding throughout each period)	Class K				
	Year Ended 12/31/22	Year Ended 12/31/21	Year Ended 12/31/20	Year Ended 12/31/19	Year Ended 12/31/18
Net asset value, beginning of year	\$ 19.82	\$ 17.03	\$ 15.07	\$ 12.19	\$ 13.51
Net investment income ^(a)	0.31	0.43	0.29	0.42	0.36
Net realized and unrealized gain (loss)	(3.94)	2.76	1.94	2.84	(1.40)
Net increase (decrease) from investment operations	(3.63)	3.19	2.23	3.26	(1.04)
Distributions from net investment income^(b)	(0.30)	(0.40)	(0.27)	(0.38)	(0.28)
Net asset value, end of year	\$ 15.89	\$ 19.82	\$ 17.03	\$ 15.07	\$ 12.19
Total Return^(c)					
Based on net asset value	(18.32)%	18.80%	15.06%	26.92%	(7.84)%
Ratios to Average Net Assets^(d)					
Total expenses	0.11%	0.11%	0.13%	0.15%	0.24% ^(e)
Total expenses after fees waived and/or reimbursed	0.05%	0.05%	0.04%	0.04%	0.04% ^(e)
Net investment income	1.87%	2.28%	2.02%	2.98%	2.71%
Supplemental Data					
Net assets, end of year (000)	\$1,524,706	\$1,283,329	\$769,397	\$386,113	\$150,118
Portfolio turnover rate	9% ^(f)	6% ^(f)	6% ^(g)	11% ^(h)	13% ^(h)

^(a) Based on average shares outstanding.

^(b) Distributions for annual periods determined in accordance with U.S. federal income tax regulations.

^(c) Where applicable, assumes the reinvestment of distributions.

^(d) Excludes fees and expenses incurred indirectly as a result of investments in underlying funds.

^(e) Includes offering, and board realignment and consolidation costs. Without these costs, total expenses and total expenses after fees waived and/or reimbursed would have been 0.21% and 0.04%, respectively.

^(f) Includes the purchases and sales of the underlying funds and the Underlying Master Portfolios.

^(g) From January 1, 2020 through March 1, 2020, the rate includes the LifePath Index Master Portfolio's purchases and sales of the underlying funds and the Underlying Master Portfolios. Beginning March 2, 2020, the rate includes the LifePath Index Fund's purchases and sales of the underlying funds and the Underlying Master Portfolios.

^(h) Includes the LifePath Index Master Portfolio's purchases and sales of the underlying funds and Large Cap Index Master Portfolio, Master Small Cap Index Series and U.S. Total Bond Index Master Portfolio.

LifePath Index 2065 Fund

(For a share outstanding throughout each period)	Class K			
	Year Ended 12/31/22	Year Ended 12/31/21	Year Ended 12/31/20	Period from 10/30/19 ^(a) to 12/31/19
Net asset value, beginning of period	\$ 13.91	\$ 11.92	\$ 10.48	\$10.00
Net investment income ^(b)	0.22	0.36	0.24	0.12
Net realized and unrealized gain	(2.77)	1.88	1.36	0.45
Net increase from investment operations	(2.55)	2.24	1.60	0.57
Distributions from net investment income^(c)	(0.20)	(0.25)	(0.16)	(0.09)
Net asset value, end of period	\$ 11.16	\$ 13.91	\$ 11.92	\$10.48
Total Return^(d)				
Based on net asset value	(18.32)%	18.87%	15.47%	5.72% ^(e)
Ratios to Average Net Assets^(f)				
Total expenses	0.12%	0.16%	0.79%	11.12% ^{(g)(h)}
Total expenses after fees waived and/or reimbursed	0.05%	0.04%	0.03%	0.06% ^(g)
Net investment income	1.92%	2.67%	2.32%	7.08% ^(g)
Supplemental Data				
Net assets, end of period (000)	\$234,115	\$123,833	\$23,104	\$1,940
Portfolio turnover rate	8% ⁽ⁱ⁾	9% ⁽ⁱ⁾	48% ^(j)	1% ^(k)

^(a) Commencement of operations.

^(b) Based on average shares outstanding.

^(c) Distributions for annual periods determined in accordance with U.S. federal income tax regulations.

^(d) Where applicable, assumes the reinvestment of distributions.

^(e) Not annualized.

^(f) Excludes fees and expenses incurred indirectly as a result of investments in underlying funds.

^(g) Annualized.

^(h) Audit, offering and organization costs were not annualized in the calculation of expense ratios. If these expenses were annualized, the total expenses would have been 35.79%.

⁽ⁱ⁾ Includes the purchases and sales of the underlying funds and the Underlying Master Portfolios.

^(j) From January 1, 2020 through March 1, 2020, the rate includes the LifePath Index Master Portfolio's purchases and sales of the underlying funds and the Underlying Master Portfolios. Beginning March 2, 2020, the rate includes the LifePath Index Fund's purchases and sales of the underlying funds and the Underlying Master Portfolios.

^(k) Includes the LifePath Index Master Portfolio's purchases and sales of the underlying funds and Large Cap Index Master Portfolio, Master Small Cap Index Series and U.S. Total Bond Index Master Portfolio.

General Information

Shareholder Documents

Electronic Access to Annual Reports, Semi-Annual Reports and Prospectuses

Electronic copies of most financial reports and prospectuses are available on BlackRock's website. Shareholders can sign up for e-mail notifications of annual and semi-annual reports and prospectuses by enrolling in a Fund's electronic delivery program. To enroll:

Shareholders Who Hold Accounts with Investment Advisers, Banks or Brokerages: Please contact your Financial Intermediary. Please note that not all investment advisers, banks or brokerages may offer this service.

Shareholders Who Hold Accounts Directly with BlackRock:

- Access the BlackRock website at <http://www.blackrock.com/edelivery>; and
- Log into your account.

Delivery of Shareholder Documents

The Funds deliver only one copy of shareholder documents, including prospectuses, shareholder reports and proxy statements, to shareholders with multiple accounts at the same address. This practice is known as "householding" and is intended to eliminate duplicate mailings and reduce expenses. Mailings of your shareholder documents may be househanded indefinitely unless you instruct us otherwise. If you do not want the mailing of these documents to be combined with those for other members of your household, please contact the Funds at (800) 537-4942.

Certain Fund Policies

Anti-Money Laundering Requirements

The Funds are subject to the USA PATRIOT Act (the "Patriot Act"). The Patriot Act is intended to prevent the use of the U.S. financial system in furtherance of money laundering, terrorism or other illicit activities. Pursuant to requirements under the Patriot Act, a Fund is required to obtain sufficient information from shareholders to enable it to form a reasonable belief that it knows the true identity of its shareholders. This information will be used to verify the identity of investors or, in some cases, the status of Financial Intermediaries. Such information may be verified using third-party sources. This information will be used only for compliance with the Patriot Act or other applicable laws, regulations and rules in connection with money laundering, terrorism, or economic sanctions.

The Funds reserve the right to reject purchase orders from persons who have not submitted information sufficient to allow the Funds to verify their identity. The Funds also reserve the right to redeem any amounts in a Fund from persons whose identity it is unable to verify on a timely basis. It is the Funds' policy to cooperate fully with appropriate regulators in any investigations conducted with respect to potential money laundering, terrorism or other illicit activities.

BlackRock Privacy Principles

BlackRock is committed to maintaining the privacy of its current and former fund investors and individual clients (collectively, "Clients") and to safeguarding their nonpublic personal information. The following information is provided to help you understand what personal information BlackRock collects, how we protect that information and why in certain cases we share such information with select parties. If you are located in a jurisdiction where specific laws, rules or regulations require BlackRock to provide you with additional or different privacy-related rights beyond what is set forth below, then BlackRock will comply with those specific laws, rules or regulations.

BlackRock obtains or verifies personal nonpublic information from and about you from different sources, including the following: (i) information we receive from you or, if applicable, your Financial Intermediary, on applications, forms or other documents; (ii) information about your transactions with us, our affiliates, or others; (iii) information we receive from a consumer reporting agency; and (iv) from visits to our website.

BlackRock does not sell or disclose to nonaffiliated third parties any nonpublic personal information about its Clients, except as permitted by law, or as is necessary to respond to regulatory requests or to service Client accounts. These nonaffiliated third parties are required to protect the confidentiality and security of this information and to use it only for its intended purpose.

We may share information with our affiliates to service your account or to provide you with information about other BlackRock products or services that may be of interest to you. In addition, BlackRock restricts access to nonpublic personal information about its Clients to those BlackRock employees with a legitimate business need for the

information. BlackRock maintains physical, electronic and procedural safeguards that are designed to protect the nonpublic personal information of its Clients, including procedures relating to the proper storage and disposal of such information.

Statement of Additional Information

If you would like further information about a Fund, including how it invests, please see the SAI.

For a discussion of a Fund's policies and procedures regarding the selective disclosure of its portfolio holdings, please see the SAI. The Funds make their top ten holdings available on a monthly basis at www.blackrock.com generally within 5 business days after the end of the month to which the information applies.

Disclaimers

The S&P Indexes are products of SPDJL and have been licensed for use by BFA or its affiliates. Standard & Poor's® and S&P® are registered trademarks of S&P; Dow Jones® is a registered trademark of Dow Jones, and these trademarks have been licensed for use by SPDJL and sublicensed for certain purposes by iShares Trust. It is not possible to invest directly in an index. The iShares S&P Funds are not sponsored, endorsed, sold or promoted by SPDJL, Dow Jones, S&P, any of their respective affiliates (collectively, "S&P Dow Jones Indices"). S&P Dow Jones Indices make no representation or warranty, express or implied, to the owners of the iShares S&P Funds or any member of the public regarding the advisability of investing in securities generally or in the iShares S&P Funds particularly or the ability of the S&P Indexes to track general market performance. Past performance of an index is not an indication or guarantee of future results. S&P Dow Jones Indices' only relationship to iShares Trust and BFA and their affiliates with respect to the S&P Indexes is the licensing of the S&P Indexes and certain trademarks, service marks and/or trade names of S&P Dow Jones Indices and/or its licensors. The S&P Indexes are determined, composed and calculated by S&P Dow Jones Indices without regard to iShares Trust, BFA or its affiliates or the iShares S&P Funds. S&P Dow Jones Indices have no obligation to take the needs of BFA or its affiliates or the owners of the iShares S&P Funds into consideration in determining, composing or calculating the S&P Indexes. S&P Dow Jones Indices are not responsible for and have not participated in the determination of the prices, and amount of the iShares S&P Funds or the timing of the issuance or sale of the iShares S&P Funds or in the determination or calculation of the equation by which the iShares S&P Funds are to be converted into cash, surrendered or redeemed, as the case may be. S&P Dow Jones Indices have no obligation or liability in connection with the administration, marketing or trading of the iShares S&P Funds. There is no assurance that investment products based on the S&P Indexes will accurately track index performance or provide positive investment returns. S&P Dow Jones Indices LLC is not an investment or tax advisor. A tax advisor should be consulted to evaluate the impact of any tax-exempt securities on portfolios and the tax consequences of making any particular investment decision. Inclusion of a security within an index is not a recommendation by S&P Dow Jones Indices to buy, sell, or hold such security, nor is it considered to be investment advice.

NEITHER S&P DOW JONES INDICES NOR THIRD PARTY LICENSOR GUARANTEES THE ADEQUACY, ACCURACY, TIMELINESS AND/OR THE COMPLETENESS OF THE S&P INDEXES OR ANY DATA RELATED THERETO OR ANY COMMUNICATION, INCLUDING BUT NOT LIMITED TO, ORAL OR WRITTEN COMMUNICATION (INCLUDING ELECTRONIC COMMUNICATIONS) WITH RESPECT THERETO. S&P DOW JONES INDICES SHALL NOT BE SUBJECT TO ANY DAMAGES OR LIABILITY FOR ANY ERRORS, OMISSIONS, OR DELAYS THEREIN. S&P DOW JONES INDICES MAKES NO EXPRESS OR IMPLIED WARRANTIES, AND EXPRESSLY DISCLAIMS ALL WARRANTIES, OF MERCHANTABILITY OR FITNESS FOR A PARTICULAR PURPOSE OR USE OR AS TO RESULTS TO BE OBTAINED BY BFA OR ITS AFFILIATES, OWNERS OF THE ISHARES S&P FUNDS, OR ANY OTHER PERSON OR ENTITY FROM THE USE OF THE S&P INDEXES OR WITH RESPECT TO ANY DATA RELATED THERETO. WITHOUT LIMITING ANY OF THE FOREGOING, IN NO EVENT WHATSOEVER SHALL S&P DOW JONES INDICES BE LIABLE FOR ANY INDIRECT, SPECIAL, INCIDENTAL, PUNITIVE, OR CONSEQUENTIAL DAMAGES INCLUDING BUT NOT LIMITED TO, LOSS OF PROFITS, TRADING LOSSES, LOST TIME OR GOODWILL, EVEN IF THEY HAVE BEEN ADVISED OF THE POSSIBILITY OF SUCH DAMAGES, WHETHER IN CONTRACT, TORT, STRICT LIABILITY, OR OTHERWISE. THERE ARE NO THIRD-PARTY BENEFICIARIES OF ANY AGREEMENTS OR ARRANGEMENTS BETWEEN S&P DOW JONES INDICES AND BFA OR ITS AFFILIATES, OTHER THAN THE LICENSORS OF S&P DOW JONES INDICES.

The iShares Russell Funds have been developed solely by BFA or its affiliates. The iShares Russell Funds are not in any way connected to or sponsored, endorsed, sold or promoted by the LSE Group. FTSE Russell is a trading name of certain of the LSE Group companies.

All rights in the Russell Midcap® Index and Russell 2000® Index (the "Russell Indexes") vest in the relevant LSE Group company which owns the Russell Indexes. "FTSE®", "Russell®", and "FTSE Russell®", are trade marks of the relevant LSE Group company and is/are used by any other LSE Group company under license.

The Russell Indexes are calculated by or on behalf of FTSE International Limited, FTSE Fixed Income, LLC, or its affiliate, agent or partner. The LSE Group does not accept any liability whatsoever to any person arising out of (a) the use of, reliance on or any error in the Russell Indexes or (b) investment in or operation of the iShares Russell Funds.

The LSE Group makes no claim, prediction, warranty or representation either as to the results to be obtained from the iShares Russell Funds or the suitability of the Russell Indexes for the purpose to which it is being put by BFA or its affiliates.

THE ISHARES MSCI FUNDS ARE NOT SPONSORED, ENDORSED, SOLD OR PROMOTED BY MSCI, ANY OF ITS AFFILIATES, ANY OF ITS INFORMATION PROVIDERS OR ANY OTHER THIRD PARTY INVOLVED IN, OR RELATED TO, COMPILING, COMPUTING OR CREATING ANY MSCI INDEX (COLLECTIVELY, THE "MSCI PARTIES"). THE MSCI INDEXES ARE THE EXCLUSIVE PROPERTY OF MSCI. MSCI AND THE MSCI INDEX NAMES ARE SERVICE MARK(S) OF MSCI OR ITS AFFILIATES AND HAVE BEEN LICENSED FOR USE FOR CERTAIN PURPOSES BY BFA OR ITS AFFILIATES. NONE OF THE MSCI PARTIES MAKES ANY REPRESENTATION OR WARRANTY, EXPRESS OR IMPLIED, TO THE ISSUER OR OWNERS OF THE ISHARES MSCI FUNDS OR ANY OTHER PERSON OR ENTITY REGARDING THE ADVISABILITY OF INVESTING IN FUNDS GENERALLY OR IN THE ISHARES MSCI FUNDS PARTICULARLY OR THE ABILITY OF ANY MSCI INDEX TO TRACK CORRESPONDING STOCK MARKET PERFORMANCE. MSCI OR ITS AFFILIATES ARE THE LICENSORS OF CERTAIN TRADEMARKS, SERVICE MARKS AND TRADE NAMES AND OF THE MSCI INDEXES WHICH ARE DETERMINED, COMPOSED AND CALCULATED BY MSCI WITHOUT REGARD TO THE ISHARES MSCI FUNDS OR THE ISSUER OR OWNERS OF THE ISHARES MSCI FUNDS OR ANY OTHER PERSON OR ENTITY. NONE OF THE MSCI PARTIES HAS ANY OBLIGATION TO TAKE THE NEEDS OF THE ISSUER OR OWNERS OF THE ISHARES MSCI FUNDS OR ANY OTHER PERSON OR ENTITY INTO CONSIDERATION IN DETERMINING, COMPOSING OR CALCULATING THE MSCI INDEXES. NONE OF THE MSCI PARTIES IS RESPONSIBLE FOR OR HAS PARTICIPATED IN THE DETERMINATION OF THE TIMING OF, PRICES AT, OR QUANTITIES OF THE ISHARES MSCI FUNDS TO BE ISSUED OR IN THE DETERMINATION OR CALCULATION OF THE EQUATION BY OR THE CONSIDERATION INTO WHICH THE ISHARES MSCI FUNDS ARE REDEEMABLE. FURTHER, NONE OF THE MSCI PARTIES HAS ANY OBLIGATION OR LIABILITY TO THE ISSUER OR OWNERS OF THE ISHARES MSCI FUNDS OR ANY OTHER PERSON OR ENTITY IN CONNECTION WITH THE ADMINISTRATION, MARKETING OR OFFERING OF THE ISHARES MSCI FUNDS.

ALTHOUGH MSCI SHALL OBTAIN INFORMATION FOR INCLUSION IN OR FOR USE IN THE CALCULATION OF THE MSCI INDEXES FROM SOURCES THAT MSCI CONSIDERS RELIABLE, NONE OF THE MSCI PARTIES WARRANTS OR GUARANTEES THE ORIGINALITY, ACCURACY AND/OR THE COMPLETENESS OF ANY MSCI INDEX OR ANY DATA INCLUDED THEREIN. NONE OF THE MSCI PARTIES MAKES ANY WARRANTY, EXPRESS OR IMPLIED, AS TO RESULTS TO BE OBTAINED BY THE ISSUER OF THE ISHARES MSCI FUNDS, OWNERS OF THE ISHARES MSCI FUNDS, OR ANY OTHER PERSON OR ENTITY, FROM THE USE OF ANY MSCI INDEX OR ANY DATA INCLUDED THEREIN. NONE OF THE MSCI PARTIES SHALL HAVE ANY LIABILITY FOR ANY ERRORS, OMISSIONS OR INTERRUPTIONS OF OR IN CONNECTION WITH ANY MSCI INDEX OR ANY DATA INCLUDED THEREIN. FURTHER, NONE OF THE MSCI PARTIES MAKES ANY EXPRESS OR IMPLIED WARRANTIES OF ANY KIND, AND THE MSCI PARTIES HEREBY EXPRESSLY DISCLAIM ALL WARRANTIES OF MERCHANTABILITY AND FITNESS FOR A PARTICULAR PURPOSE, WITH RESPECT TO EACH MSCI INDEX AND ANY DATA INCLUDED THEREIN. WITHOUT LIMITING ANY OF THE FOREGOING, IN NO EVENT SHALL ANY OF THE MSCI PARTIES HAVE ANY LIABILITY FOR ANY DIRECT, INDIRECT, SPECIAL, PUNITIVE, CONSEQUENTIAL OR ANY OTHER DAMAGES (INCLUDING LOST PROFITS) EVEN IF NOTIFIED OF THE POSSIBILITY OF SUCH DAMAGES.

No purchaser, seller or holder of the iShares MSCI Funds, or any other person or entity, should use or refer to any MSCI trade name, trademark or service mark to sponsor, endorse, market or promote the iShares MSCI Funds without first contacting MSCI to determine whether MSCI's permission is required. Under no circumstances may any person or entity claim any affiliation with MSCI without the prior written permission of MSCI.

The ICE Indexes are a service/trade mark of ICE Data or Interactive Data and have been licensed for use by BlackRock, Inc. in connection with the iShares ICE Funds. Neither BlackRock, Inc. nor the iShares ICE Funds is sponsored, endorsed, sold or promoted by ICE Data and ICE Data makes no representations or warranties regarding BlackRock, Inc. or the iShares ICE Funds or the ability of the iShares ICE Funds to track the applicable Index.

ICE DATA MAKES NO EXPRESS OR IMPLIED WARRANTIES, AND HEREBY EXPRESSLY DISCLAIMS ALL WARRANTIES OF MERCHANTABILITY OR FITNESS FOR A PARTICULAR PURPOSE WITH RESPECT TO THE ICE INDEXES OR ANY DATA INCLUDED THEREIN. IN NO EVENT SHALL ICE DATA HAVE ANY LIABILITY FOR ANY SPECIAL, PUNITIVE, DIRECT, INDIRECT, OR CONSEQUENTIAL DAMAGES (INCLUDING LOST PROFITS), EVEN IF NOTIFIED OF THE POSSIBILITY OF SUCH DAMAGES.

"Bloomberg®" and the Bloomberg Indexes are service marks of Bloomberg and have been licensed for use for certain purposes by BFA or its affiliates.

The iShares Bloomberg Funds are not sponsored, endorsed, sold or promoted by Bloomberg. Bloomberg does not make any representation or warranty, express or implied, to the owners of or counterparties to the iShares Bloomberg Funds or any member of the public regarding the advisability of investing in securities generally or in the iShares Bloomberg Funds particularly. The only relationship of Bloomberg to BFA or its affiliates is the licensing of certain trademarks, trade names and service marks and of the Bloomberg Indexes, which is determined, composed and calculated by BISL without regard to BFA or its affiliates or the iShares Bloomberg Funds. Bloomberg has no obligation to take the needs of BFA or its affiliates or the owners of the iShares Bloomberg Funds into consideration in determining, composing, or calculating the Bloomberg Indexes. Bloomberg is not responsible for and has not

participated in the determination of the timing of, prices at, or quantities of the iShares Bloomberg Funds to be issued. Bloomberg shall not have any obligation or liability, including, without limitation, to iShares Bloomberg Funds customers, in connection with the administration, marketing or trading of the iShares Bloomberg Funds.

BLOOMBERG DOES NOT GUARANTEE THE ACCURACY AND/OR THE COMPLETENESS OF THE BLOOMBERG INDEXES OR ANY DATA RELATED THERETO AND SHALL HAVE NO LIABILITY FOR ANY ERRORS, OMISSIONS, OR INTERRUPTIONS THEREIN. BLOOMBERG DOES NOT MAKE ANY WARRANTY, EXPRESS OR IMPLIED, AS TO RESULTS TO BE OBTAINED BY BFA OR ITS AFFILIATES, OWNERS OF THE ISHARES BLOOMBERG FUNDS OR ANY OTHER PERSON OR ENTITY FROM THE USE OF THE BLOOMBERG INDEXES OR ANY DATA RELATED THERETO. BLOOMBERG DOES NOT MAKE ANY EXPRESS OR IMPLIED WARRANTIES AND EXPRESSLY DISCLAIMS ALL WARRANTIES OF MERCHANTABILITY OR FITNESS FOR A PARTICULAR PURPOSE OR USE WITH RESPECT TO THE BLOOMBERG INDEXES OR ANY DATA RELATED THERETO. WITHOUT LIMITING ANY OF THE FOREGOING, TO THE MAXIMUM EXTENT ALLOWED BY LAW, BLOOMBERG, ITS LICENSORS, AND ITS AND THEIR RESPECTIVE EMPLOYEES, CONTRACTORS, AGENTS, SUPPLIERS, AND VENDORS SHALL HAVE NO LIABILITY OR RESPONSIBILITY WHATSOEVER FOR ANY INJURY OR DAMAGES — WHETHER DIRECT, INDIRECT, CONSEQUENTIAL, INCIDENTAL, PUNITIVE OR OTHERWISE — ARISING IN CONNECTION WITH THE ISHARES BLOOMBERG FUNDS OR BLOOMBERG INDEXES OR ANY DATA OR VALUES RELATING THERETO — WHETHER ARISING FROM THEIR NEGLIGENCE OR OTHERWISE, EVEN IF NOTIFIED OF THE POSSIBILITY THEREOF.

The iShares J.P. Morgan USD Emerging Markets Bond ETF is not sponsored, endorsed, sold or promoted by J.P. Morgan. J.P. Morgan makes no representation or warranty, express or implied, to the owners of shares of iShares J.P. Morgan USD Emerging Markets Bond ETF or any member of the public regarding the advisability of investing in securities generally or in iShares J.P. Morgan USD Emerging Markets Bond ETF in particular, or the ability of the J.P. Morgan EMBI® Global Core Index to track general bond market performance. J.P. Morgan's only relationship to iShares Trust and BFA or its affiliates is the licensing of certain trademarks and trade names of J.P. Morgan and of the J.P. Morgan EMBI® Global Core Index which is determined, composed and calculated by J.P. Morgan without regard to iShares Trust, BFA or its affiliates or iShares J.P. Morgan USD Emerging Markets Bond ETF. J.P. Morgan has no obligation to take the needs of BFA or its affiliates or the owners of shares of iShares J.P. Morgan USD Emerging Markets Bond ETF into consideration in determining, composing or calculating the J.P. Morgan EMBI® Global Core Index. J.P. Morgan is not responsible for and has not participated in the determination of the prices and amount of shares of iShares J.P. Morgan USD Emerging Markets Bond ETF, or the timing of the issuance or sale of such shares or in the determination or calculation of the equation by which shares of iShares J.P. Morgan USD Emerging Markets Bond ETF are to be converted into cash. J.P. Morgan has no obligation or liability in connection with the administration, marketing or trading of shares of iShares J.P. Morgan USD Emerging Markets Bond ETF. J.P. Morgan does not guarantee the accuracy or the completeness of the J.P. Morgan EMBI® Global Core Index or any data included therein and J.P. Morgan shall have no liability for any errors, omissions or interruptions therein.

J.P. Morgan makes no warranty, express or implied, as to results to be obtained by BFA or its affiliates, owners of shares of iShares J.P. Morgan USD Emerging Markets Bond ETF or any other person or entity from the use of the J.P. Morgan EMBI® Global Core Index or any data included therein. J.P. Morgan makes no express or implied warranties and expressly disclaims all warranties of merchantability or fitness for a particular purpose or use with respect to the J.P. Morgan EMBI® Global Core Index or any data included therein. Without limiting any of the foregoing, in no event shall J.P. Morgan have any liability for any special, punitive, direct, indirect or consequential damages (including lost profits) resulting from the use of the J.P. Morgan EMBI® Global Core Index or any data included therein, even if notified of the possibility of such damages.

Markit® and iBoxx® are service marks of Markit and have been licensed for use by BFA or its affiliates.

The Markit iBoxx® USD Liquid High Yield Index (the "Markit Index") referenced herein is the property of Markit ("Index Provider") and has been licensed for use in connection with iShares iBoxx \$ High Yield Corporate Bond ETF. Each owner of iShares iBoxx \$ High Yield Corporate Bond ETF acknowledges and agrees that iShares iBoxx \$ High Yield Corporate Bond ETF is not sponsored, endorsed or promoted by the Index Provider. The Index Provider makes no representation whatsoever, whether express or implied, and hereby expressly disclaims all warranties (including, without limitation, those of merchantability or fitness for a particular purpose or use), with respect to the Markit Index or any data included therein or relating thereto, and in particular disclaims any warranty either as to the quality, accuracy and/or completeness of the Markit Index or any data included therein, the results obtained from the use of the Markit Index and/or the composition of the Markit Index at any particular time on any particular date or otherwise and/or the creditworthiness of any entity, or the likelihood of the occurrence of a credit event or similar event (however defined) with respect to an obligation, in the Markit Index at any particular time on any particular date or otherwise. The Index Provider shall not be liable (whether in negligence or otherwise) to the parties or any other person for any error in the Markit Index, and the Index Provider is under no obligation to advise the parties or any person of any error therein.

The Index Provider makes no representation whatsoever, whether express or implied, as to the advisability of purchasing or selling iShares iBoxx \$ High Yield Corporate Bond ETF, the ability of the Markit Index to track relevant markets' performances, or otherwise relating to the Markit Index or any transaction or product with respect thereto, or of assuming any risks in connection therewith. The Index Provider has no obligation to take the needs of any party into consideration in determining, composing or calculating the Markit Index. No party purchasing or selling iShares iBoxx

\$ High Yield Corporate Bond ETF, nor the Index Provider, shall have any liability to any party for any act or failure to act by the Index Provider in connection with the determination, adjustment, calculation or maintenance of the Markit Index.

The past performance of an underlying index is not a guide to future performance. BFA and its affiliates do not guarantee the accuracy or the completeness of any Underlying Index or any data included therein and BFA and its affiliates shall have no liability for any errors, omissions or interruptions therein. BFA and its affiliates make no warranty, express or implied, to the owners of shares of the Underlying iShares Funds or to any other person or entity, as to results to be obtained by the series of iShares Trust from the use of any Underlying Index or any data included therein. Without limiting any of the foregoing, in no event shall BFA or its affiliates have any liability for any special, punitive, direct, indirect, consequential or any other damages (including lost profits), even if notified of the possibility of such damages.

Glossary

This glossary contains an explanation of some of the common terms used in this prospectus. For additional information about the Funds, please see the SAI.

Acquired Fund Fees and Expenses — a Fund's pro rata share of the fees and expenses incurred indirectly by a Fund as a result of investing in other investment companies.

Administration Fee — a fee paid to the administrator for providing administrative services to a Fund.

Annual Fund Operating Expenses — expenses that cover the costs of operating a Fund.

Bloomberg U.S. Aggregate Bond Index — a broad-based flagship benchmark that measures the investment grade, U.S. dollar-denominated, fixed-rate taxable bond market. The index includes U.S. Treasuries, government-related and corporate securities, mortgage-backed securities (agency fixed-rate pass-throughs), asset-backed securities and commercial mortgage-backed securities (agency and non-agency).

Bloomberg U.S. Intermediate Credit Bond Index — measures the investment grade, US dollar-denominated, fixed-rate, taxable corporate and government-related bond markets with a maturity greater than 1 year and less than 10 years. It is composed of the US Corporate Index and a non-corporate component that includes non-US agencies, sovereigns, supranationals and local authorities constrained by maturity.

Bloomberg U.S. Intermediate Government Bond Index — includes US dollar-denominated, fixed-rate, nominal US Treasuries and US agency debentures (securities issued by US government owned or government sponsored entities, and debt explicitly guaranteed by the US government) with a maturity greater 1 year and less than 10 years.

Bloomberg U.S. Long Credit Bond Index — measures the investment grade, US dollar-denominated, fixed-rate, taxable corporate and government-related bond markets with a maturity greater than 10 years. It is composed of the US Corporate Index and a non-corporate component that includes non-US agencies, sovereigns, supranationals and local authorities constrained by maturity.

Bloomberg U.S. Long Government Bond Index — includes US dollar-denominated, fixed-rate, nominal US Treasuries and US agency debentures (securities issued by US government owned or government sponsored entities, and debt explicitly guaranteed by the US government) with a maturity greater than 10 years.

Bloomberg U.S. Securitized: MBS, ABS and CMBS Index — measures the performance of residential mortgage backed securities issued by Government Sponsored Enterprises, asset backed securities and commercial mortgage backed securities.

Bloomberg U.S. Treasury Inflation Protected Securities (TIPS) Index (Series-L) — an unmanaged index that measures the performance of the inflation-protected public obligations of the U.S. Treasury.

Distribution Fees — fees used to support a Fund's marketing and distribution efforts, such as compensating Financial Intermediaries, advertising and promotion.

FTSE EPRA Nareit Developed Index — a global market capitalization weighted index composed of listed real estate securities from developed market countries in North America, Europe and Asia.

LifePath Index Fund Custom Benchmark — a customized weighted index comprised of different indexes which are representative of the asset classes in which a Fund invests according to their weightings as of the most recent quarter end.

Management Fee — a fee paid to BFA for managing a Fund.

MSCI ACWI ex USA IMI Index — captures large, mid and small cap representation across 22 of 23 Developed Markets (DM) countries (excluding the United States) and 24 Emerging Markets (EM) countries. With 6,620 constituents, the index covers approximately 99% of the global equity opportunity set outside the U.S.

Other Expenses — include accounting, administration, transfer agency, custody, professional and registration fees.

Russell 1000[®] Index — an index that measures the performance of the large-cap segment of the U.S. equity universe. It is a subset of the Russell 3000[®] Index and includes approximately 1,000 of the largest securities based on a combination of their market capitalization and current index membership. The Russell 1000[®] Index represents approximately 93% of the U.S. market.

Russell 2000[®] Index — an index that measures the performance of the small-cap segment of the U.S. equity universe. The Russell 2000[®] Index is a subset of the Russell 3000[®] Index representing approximately 7% of the total market capitalization of that index. It includes approximately 2,000 of the smallest securities based on a combination of their market cap and current index membership.

Service Fees — fees used to compensate Financial Intermediaries for certain shareholder servicing activities.

[This page intentionally left blank]

For More Information

Funds and Service Providers

FUNDS

BlackRock Funds III

BlackRock LifePath® Index Retirement Fund
BlackRock LifePath® Index 2025 Fund
BlackRock LifePath® Index 2030 Fund
BlackRock LifePath® Index 2035 Fund
BlackRock LifePath® Index 2040 Fund
BlackRock LifePath® Index 2045 Fund
BlackRock LifePath® Index 2050 Fund
BlackRock LifePath® Index 2055 Fund
BlackRock LifePath® Index 2060 Fund
BlackRock LifePath® Index 2065 Fund

400 Howard Street
San Francisco, California 94105
(800) 537-4942

MANAGER

BlackRock Fund Advisors
400 Howard Street
San Francisco, California 94105

ADMINISTRATOR

BlackRock Advisors, LLC
100 Bellevue Parkway
Wilmington, Delaware 19809

TRANSFER AGENT

BNY Mellon Investment Servicing (US) Inc.
301 Bellevue Parkway
Wilmington, Delaware 19809

INDEPENDENT REGISTERED PUBLIC ACCOUNTING FIRM

PricewaterhouseCoopers LLP
Two Commerce Square
2001 Market Street, Suite 1800
Philadelphia, Pennsylvania 19103

ACCOUNTING SERVICES PROVIDER

State Street Bank and Trust Company
One Lincoln Street
Boston, Massachusetts 02111

DISTRIBUTOR

BlackRock Investments, LLC
50 Hudson Yards
New York, New York 10001

CUSTODIAN

State Street Bank and Trust Company
One Lincoln Street
Boston, Massachusetts 02111

COUNSEL

Sidley Austin LLP
787 Seventh Avenue
New York, New York 10019

Additional Information

For more information:

This prospectus contains important information you should know before investing, including information about risks. Please read it before you invest and keep it for future reference. More information about the Funds is available at no charge upon request. This information includes:

Annual/Semi-Annual Reports

These reports contain additional information about each Fund's investments. The annual report describes each Fund's performance, lists portfolio holdings, and discusses recent market conditions, economic trends and Fund investment strategies that significantly affected the Fund's performance for the last fiscal year.

Statement of Additional Information

A Statement of Additional Information ("SAI"), dated April 28, 2023, has been filed with the Securities and Exchange Commission (the "SEC"). The SAI, which includes additional information about each Fund, may be obtained free of charge, along with each Fund's annual and semi-annual reports, by calling (800) 537-4942. The SAI, as amended and/or supplemented from time to time, is incorporated by reference into this prospectus.

Questions

If you have any questions about the Funds, please call: (800) 537-4942 (toll-free) 8:00 a.m. to 6:00 p.m. (Eastern time) on any business day.

World Wide Web

General Fund information and specific Fund performance, including the SAI and annual/semi-annual reports, can be accessed free of charge at www.blackrock.com/prospectus. Mutual fund prospectuses and literature can also be requested via this website.

Written Correspondence

BlackRock Funds III
P.O. Box 534429
Pittsburgh, Pennsylvania 15253-4429

Overnight Mail

BlackRock Funds III
Attention: 534429
500 Ross Street 154-0520
Pittsburgh, Pennsylvania 15262

Internal Wholesalers/Broker Dealer Support

Available on any business day to support investment professionals. Call: (800) 882-0052.

Portfolio Characteristics and Holdings

A description of each Fund's policies and procedures related to disclosure of portfolio characteristics and holdings is available in the SAI.

For information about portfolio holdings and characteristics, BlackRock fund shareholders and prospective investors may call (800) 882-0052.

Securities and Exchange Commission

You may also view and copy public information about a Fund, including the SAI, by visiting the EDGAR database on the SEC's website (<http://www.sec.gov>). Copies of this information can be obtained, for a duplicating fee, by electronic request at the following e-mail address: publicinfo@sec.gov.

You should rely only on the information contained in this prospectus. No one is authorized to provide you with information that is different from information contained in this prospectus.

The SEC has not approved or disapproved these securities or passed upon the adequacy of this prospectus. Any representation to the contrary is a criminal offense.

INVESTMENT COMPANY ACT FILE # 811-07332