

**BLACKROCK FUNDS III**

BlackRock LifePath<sup>®</sup> Dynamic Retirement Fund  
BlackRock LifePath<sup>®</sup> Dynamic 2025 Fund  
BlackRock LifePath<sup>®</sup> Dynamic 2030 Fund  
BlackRock LifePath<sup>®</sup> Dynamic 2035 Fund  
BlackRock LifePath<sup>®</sup> Dynamic 2040 Fund  
BlackRock LifePath<sup>®</sup> Dynamic 2045 Fund  
BlackRock LifePath<sup>®</sup> Dynamic 2050 Fund  
BlackRock LifePath<sup>®</sup> Dynamic 2055 Fund  
BlackRock LifePath<sup>®</sup> Dynamic 2060 Fund  
BlackRock LifePath<sup>®</sup> Dynamic 2065 Fund  
(each, a “Fund” and together, the “Funds”)

**Supplement dated November 21, 2023 to the Prospectuses of the Funds, each dated April 28, 2023, as supplemented to date**

Effective immediately, the following change is made to the Funds’ Prospectuses.

**The first sentence of the first paragraph in the section entitled “Management of the Funds—Dividends, Distributions and Taxes” following the sub-section entitled “Buying a Dividend” is deleted in its entirety and replaced with the following:**

Each Fund will distribute net investment income, if any, and net realized capital gains, if any, at least annually.

\* \* \*

**Shareholders should retain this Supplement for future reference.**

ALLPRO-LPD-1123SUP

## Prospectus

### BlackRock Funds III | Class K Shares

- **BlackRock LifePath® Dynamic Retirement Fund**  
Class K: LPSAX
- **BlackRock LifePath® Dynamic 2025 Fund**  
Class K: LPBKX
- **BlackRock LifePath® Dynamic 2030 Fund**  
Class K: LPSDX
- **BlackRock LifePath® Dynamic 2035 Fund**  
Class K: LPJKX
- **BlackRock LifePath® Dynamic 2040 Fund**  
Class K: LPSFX
- **BlackRock LifePath® Dynamic 2045 Fund**  
Class K: LPHKX
- **BlackRock LifePath® Dynamic 2050 Fund**  
Class K: LPSGX
- **BlackRock LifePath® Dynamic 2055 Fund**  
Class K: LPVKX
- **BlackRock LifePath® Dynamic 2060 Fund**  
Class K: LPDKX
- **BlackRock LifePath® Dynamic 2065 Fund**  
Class K: LPWKX

*This Prospectus contains information you should know before investing, including information about risks. Please read it before you invest and keep it for future reference.*

*The Securities and Exchange Commission has not approved or disapproved these securities or passed upon the adequacy of this Prospectus. Any representation to the contrary is a criminal offense.*

**Not FDIC Insured • May Lose Value • No Bank Guarantee**

# Table of Contents

<b>Fund Overview</b>	<i>Key facts and details about the Funds, including investment objectives, principal investment strategies, principal risk factors, fee and expense information, and historical performance information</i>
	<i>Key Facts About BlackRock LifePath® Dynamic Retirement Fund . . . . . 3</i>
	<i>Key Facts About BlackRock LifePath® Dynamic 2025 Fund . . . . . 17</i>
	<i>Key Facts About BlackRock LifePath® Dynamic 2030 Fund . . . . . 33</i>
	<i>Key Facts About BlackRock LifePath® Dynamic 2035 Fund . . . . . 48</i>
	<i>Key Facts About BlackRock LifePath® Dynamic 2040 Fund . . . . . 63</i>
	<i>Key Facts About BlackRock LifePath® Dynamic 2045 Fund . . . . . 78</i>
	<i>Key Facts About BlackRock LifePath® Dynamic 2050 Fund . . . . . 90</i>
	<i>Key Facts About BlackRock LifePath® Dynamic 2055 Fund . . . . .102</i>
	<i>Key Facts About BlackRock LifePath® Dynamic 2060 Fund . . . . .114</i>
	<i>Key Facts About BlackRock LifePath® Dynamic 2065 Fund . . . . .126</i>
<b>Details About the Funds</b>	<i>Information about how the Funds invest, investment objectives including investment time horizons, principal strategies and risk factors</i>
	<i>Investment Time Horizons . . . . .138</i>
	<i>Which Fund to Consider . . . . .139</i>
	<i>A Further Discussion of the Principal Investment Strategies . . . . .139</i>
	<i>Information About the Underlying Funds . . . . .140</i>
	<i>A Further Discussion of Risk Factors . . . . .166</i>
<b>Account Information</b>	<i>Information about account services, sales charges and waivers, shareholder transactions, and distribution and other payments</i>
	<i>Details About the Share Class . . . . .190</i>
	<i>How to Buy, Sell, Exchange and Transfer Shares . . . . .191</i>
	<i>Funds' Rights . . . . .195</i>
	<i>Short-Term Trading Policy . . . . .196</i>
	<i>Fund of Funds Structure . . . . .197</i>
<b>Management of the Funds</b>	<i>Information about BlackRock Fund Advisors and the Portfolio Managers</i>
	<i>Investment Adviser . . . . .198</i>
	<i>Portfolio Managers . . . . .199</i>
	<i>Administrative Services . . . . .199</i>
	<i>Conflicts of Interest . . . . .200</i>
	<i>Valuation of Fund Investments . . . . .200</i>
	<i>Dividends, Distributions and Taxes . . . . .201</i>
<b>Financial Highlights</b>	<i>Financial Performance of the Funds . . . . .203</i>
<b>General Information</b>	<i>Shareholder Documents . . . . .213</i>
	<i>Certain Fund Policies . . . . .213</i>
	<i>Statement of Additional Information . . . . .214</i>
	<i>Disclaimers . . . . .214</i>
<b>Glossary</b>	<i>Glossary of Investment Terms . . . . .218</i>
<b>For More Information</b>	<i>Funds and Service Providers . . . . .Inside Back Cover</i>
	<i>Additional Information . . . . .Back Cover</i>

LifePath® is a registered service mark of BlackRock Institutional Trust Company, N.A. and the LifePath products are covered by U.S. Patents 5,812,987 and 6,336,102.

# Fund Overview

## Key Facts About BlackRock LifePath® Dynamic Retirement Fund

### Investment Objective

The investment objective of BlackRock LifePath® Dynamic Retirement Fund (“LifePath Dynamic Retirement Fund” or the “Fund”), a series of BlackRock Funds III (the “Trust”), is to seek to provide for retirement outcomes based on quantitatively measured risk. In pursuit of this objective, the Fund will be broadly diversified across global asset classes.

### Fees and Expenses of the Fund

The table below describes the fees and expenses that you may pay if you buy, hold or sell Class K Shares of LifePath Dynamic Retirement Fund. **You may pay other fees, such as brokerage commissions and other fees to your financial professional or your selected securities dealer, broker, investment adviser, service provider or industry professional (including BlackRock Fund Advisors (“BFA”) and its affiliates) (each, a “Financial Intermediary”), which are not reflected in the table and example below.**

Annual Fund Operating Expenses (expenses that you pay each year as a percentage of the value of your investment)	Class K Shares
Management Fee <sup>1,2,4</sup>	0.30%
Distribution and/or Service (12b-1) Fees	None
Other Expenses <sup>1,3,4,5</sup>	0.05%
Administration Fees <sup>1,3,4</sup>	0.04%
Independent Expenses <sup>5</sup>	0.01%
Acquired Fund Fees and Expenses <sup>1,4</sup>	0.21%
Total Annual Fund Operating Expenses <sup>4</sup>	0.56%
Fee Waivers and/or Expense Reimbursements <sup>1,5</sup>	(0.22)%
Total Annual Fund Operating Expenses After Fee Waivers and/or Expense Reimbursements <sup>1,5</sup>	0.34%

<sup>1</sup> As described in the “Management of the Funds” section of the Fund’s prospectus beginning on page 198, BlackRock Advisors, LLC (“BAL”) and BFA have contractually agreed to reimburse the Fund for Acquired Fund Fees and Expenses up to a maximum amount equal to the combined Management Fee and Administration Fee of each share class of the Fund, through June 30, 2024. In addition, BFA has contractually agreed to waive its management fees by the amount of investment advisory fees the Fund pays to BFA indirectly through its investment in money market funds managed by BFA or its affiliates, through June 30, 2024. The contractual agreements may be terminated upon 90 days’ notice by a majority of the non-interested trustees of the Trust or by a vote of a majority of the outstanding voting securities of the Fund.

<sup>2</sup> The Management Fee has been restated to reflect current fees.

<sup>3</sup> Administration Fees have been restated to reflect current fees.

<sup>4</sup> Total Annual Fund Operating Expenses do not correlate to the ratio of expenses to average net assets given in the Fund’s most recent annual report, which does not include Acquired Fund Fees and Expenses, the restatement of the Management Fee or the restatement of the Administration Fees to reflect current fees.

<sup>5</sup> Independent Expenses consist of the Fund’s allocable portion of the fees and expenses of the independent trustees of the Trust, counsel to such independent trustees and the independent registered public accounting firm that provides audit services to the Fund. BAL and BFA have contractually agreed to reimburse, or provide offsetting credits to, the Fund for Independent Expenses through June 30, 2033. After giving effect to such contractual arrangements, Independent Expenses will be 0.00%. Such contractual arrangements may not be terminated prior to July 1, 2033 without the consent of the Board of Trustees of the Trust.

### Example:

This Example is intended to help you compare the cost of investing in Class K Shares of the Fund with the cost of investing in other mutual funds. The Example assumes that you invest \$10,000 in Class K Shares of the Fund for the time periods indicated and then redeem all of your shares at the end of those periods. The Example also assumes that your investment has a 5% return each year and that Class K Shares of the Fund’s operating expenses remain the same. Although your actual costs may be higher or lower, based on these assumptions your costs would be:

	1 Year	3 Years	5 Years	10 Years
Class K Shares	\$35	\$155	\$286	\$669

### Portfolio Turnover:

The Fund pays transaction costs, such as commissions, when it buys and sells securities (or “turns over” its portfolio). A higher portfolio turnover rate may indicate higher transaction costs and may result in higher taxes when shares are held in a taxable account. These costs, which are not reflected in annual fund operating expenses or in the Example, affect the Fund’s performance. During the most recent fiscal year, the Fund’s portfolio turnover rate was 7% of the average value of its portfolio.

## Principal Investment Strategies of the Fund

---

LifePath Dynamic Retirement Fund allocates and reallocates its assets among a combination of equity, bond and money market funds (the “Underlying Funds”) and derivatives in proportions based on its own comprehensive investment strategy. Under normal circumstances, the Fund intends to invest primarily in affiliated open-end funds and affiliated exchange-traded funds (“ETFs”), some of which may be index funds.

The Fund may, when consistent with its investment goal, buy or sell options or futures, or enter into total return swaps and foreign currency transactions (collectively, commonly known as derivatives). The Fund may seek to obtain market exposure to the securities in which it primarily invests by entering into a series of purchase and sale contracts or by using other investment techniques (such as reverse repurchase agreements or dollar rolls). The Fund may use derivatives as a substitute for taking a position in an Underlying Fund and/or as part of a strategy to reduce exposure to certain risks. The Fund may also use derivatives to enhance return, in which case their use may involve leveraging risk. Derivatives that are used as a substitute for taking a position in an Underlying Fund, to reduce exposure to risks (other than duration or currency risk) or to enhance return will increase or decrease the Fund’s equity or fixed income allocations for purposes of the glide path by the notional amount of such derivatives. Derivatives that are used to manage duration or hedge currency risk will not be allocated to the Fund’s equity or fixed income allocations for purposes of the glide path.

The Fund seeks to provide for retirement outcomes based on quantitatively measured risk. BFA employs a multi-dimensional approach to assess risk for the Fund and to determine the Fund’s allocation across asset classes. As part of this multi-dimensional approach, BFA aims to quantify risk using proprietary risk measurement tools that, among other things, analyze historical and forward-looking securities market data, including risk, asset class correlations, and expected returns. As of March 31, 2023, the Fund held approximately 45% of its assets (including notional exposure through derivatives) in equity Underlying Funds and equity related derivatives, approximately 56% of its assets (including notional exposure through derivatives) in fixed income Underlying Funds and fixed income related derivatives and approximately -1% of its assets in cash (including cash offsets from derivatives) and Underlying Funds that invest primarily in money market instruments. Certain Underlying Funds may invest in equity securities of issuers that are primarily engaged in or related to the real estate industry, real estate investment trusts (“REITs”), foreign securities, emerging market securities, below investment-grade bonds, commodity-related instruments and derivative securities or instruments, such as options and futures, the value of which is derived from another security, a commodity, a currency or an index. Because the Fund is in its most conservative phase, its allocation generally does not become more conservative over time, although its allocation may change to maintain the Fund’s risk profile.

Factors such as fund classifications, historical risk and performance, and the relationship to other Underlying Funds in the Fund are considered when selecting Underlying Funds. The specific Underlying Funds selected for the Fund are determined at BFA’s discretion and may change as deemed appropriate to allow the Fund to meet its investment objective. See the “Details About the Funds — Information About the Underlying Funds” section of the prospectus for a list of the Underlying Funds, their classification into equity, fixed income, multi-asset or money market funds and a brief description of their investment objectives and primary investment strategies.

## Principal Risks of Investing in the Fund

---

Risk is inherent in all investing. The value of your investment in LifePath Dynamic Retirement Fund, as well as the amount of return you receive on your investment, may fluctuate significantly from day to day and over time. You may lose part or all of your investment in the Fund or your investment may not perform as well as other similar investments. An investment in the Fund is not a bank deposit and it is not insured or guaranteed by the Federal Deposit Insurance Corporation or any other government agency. The following is a summary description of the principal risks of investing in the Fund and/or the Underlying Funds. The Fund allocates and reallocates its assets among a combination of Underlying Funds and derivatives. Therefore, references to the Fund in the description of risks below may include the Underlying Funds in which the Fund invests, as applicable. The relative significance of each risk factor below may change over time and you should review each risk factor carefully.

### Principal Risks of the Fund’s Investment Strategies

- **Equity Securities Risk** — Stock markets are volatile. The price of equity securities fluctuates based on changes in a company’s financial condition and overall market and economic conditions.
- **Debt Securities Risk** — Debt securities, such as bonds, involve interest rate risk, credit risk, extension risk, and prepayment risk, among other things.

*Interest Rate Risk* — The market value of bonds and other fixed-income securities changes in response to interest rate changes and other factors. Interest rate risk is the risk that prices of bonds and other fixed-income securities will increase as interest rates fall and decrease as interest rates rise.

The Fund may be subject to a greater risk of rising interest rates due to the recent period of historically low interest rates. For example, if interest rates increase by 1%, assuming a current portfolio duration of ten years, and all other factors being equal, the value of the Fund's investments would be expected to decrease by 10%. (Duration is a measure of the price sensitivity of a debt security or portfolio of debt securities to relative changes in interest rates.) The magnitude of these fluctuations in the market price of bonds and other fixed-income securities is generally greater for those securities with longer maturities. Fluctuations in the market price of the Fund's investments will not affect interest income derived from instruments already owned by the Fund, but will be reflected in the Fund's net asset value. The Fund may lose money if short-term or long-term interest rates rise sharply in a manner not anticipated by Fund management.

To the extent the Fund invests in debt securities that may be prepaid at the option of the obligor (such as mortgage-backed securities), the sensitivity of such securities to changes in interest rates may increase (to the detriment of the Fund) when interest rates rise. Moreover, because rates on certain floating rate debt securities typically reset only periodically, changes in prevailing interest rates (and particularly sudden and significant changes) can be expected to cause some fluctuations in the net asset value of the Fund to the extent that it invests in floating rate debt securities.

These basic principles of bond prices also apply to U.S. Government securities. A security backed by the "full faith and credit" of the U.S. Government is guaranteed only as to its stated interest rate and face value at maturity, not its current market price. Just like other fixed-income securities, government-guaranteed securities will fluctuate in value when interest rates change.

A general rise in interest rates has the potential to cause investors to move out of fixed-income securities on a large scale, which may increase redemptions from funds that hold large amounts of fixed-income securities. Heavy redemptions could cause the Fund to sell assets at inopportune times or at a loss or depressed value and could hurt the Fund's performance.

*Credit Risk* — Credit risk refers to the possibility that the issuer of a debt security (i.e., the borrower) will not be able to make payments of interest and principal when due. Changes in an issuer's credit rating or the market's perception of an issuer's creditworthiness may also affect the value of the Fund's investment in that issuer. The degree of credit risk depends on both the financial condition of the issuer and the terms of the obligation.

*Extension Risk* — When interest rates rise, certain obligations will be paid off by the obligor more slowly than anticipated, causing the value of these obligations to fall.

*Prepayment Risk* — When interest rates fall, certain obligations will be paid off by the obligor more quickly than originally anticipated, and the Fund may have to invest the proceeds in securities with lower yields.

- **Allocation Risk** — The Fund's ability to achieve its investment objective depends upon BFA'S skill in determining the Fund's strategic asset class allocation and in selecting the best mix of Underlying Funds and direct investments. There is a risk that BFA's evaluations and assumptions regarding asset classes or Underlying Funds may be incorrect in view of actual market conditions. In addition, the asset allocation or the combination of Underlying Funds determined by BFA could result in underperformance as compared to funds with similar investment objectives and strategies.
- **Investments in Underlying Funds Risk** — The Fund's investments are concentrated in Underlying Funds, so the Fund's investment performance is directly related to the performance of the Underlying Funds. The Fund's net asset value will change with changes in the equity and bond markets and the value of the Underlying Funds and other securities in which it invests. An investment in the Fund will entail more direct and indirect costs and expenses than a direct investment in the Underlying Funds. For example, the Fund indirectly pays a portion of the expenses (including operating expenses and management fees) incurred by the Underlying Funds.
- **Affiliated Fund Risk** — In managing the Fund, BFA will have authority to select and substitute underlying funds and ETFs. BFA may be subject to potential conflicts of interest in selecting underlying funds and ETFs because the fees paid to BFA by some underlying funds and ETFs are higher than the fees paid by other underlying funds and ETFs. However, BFA is a fiduciary to the Fund and is legally obligated to act in the Fund's best interests when selecting underlying funds and ETFs. If an underlying fund or ETF holds interests in an affiliated fund, the Fund may be prohibited from purchasing shares of that underlying fund or ETF.
- **Market Risk and Selection Risk** — Market risk is the risk that one or more markets in which the Fund invests will go down in value, including the possibility that the markets will go down sharply and unpredictably. The value of a security or other asset may decline due to changes in general market conditions, economic trends or events that are not specifically related to the issuer of the security or other asset, or factors that affect a particular issuer or issuers, exchange, country, group of countries, region, market, industry, group of industries, sector or asset class. Local, regional or global events such as war, acts of terrorism, the spread of infectious illness or other public health issues like pandemics or epidemics, recessions, or other events could have a significant impact on the Fund and its investments. Selection risk is the risk that the securities selected by Fund management will underperform the markets, the relevant indices or the securities selected by other funds with similar investment objectives and investment strategies. This means you may lose money.

An outbreak of an infectious coronavirus (COVID-19) that was first detected in December 2019 developed into a global pandemic that has resulted in numerous disruptions in the market and has had significant economic impact leaving general concern and uncertainty. Although vaccines have been developed and approved for use by various governments, the duration of the pandemic and its effects cannot be predicted with certainty. The impact of this coronavirus, and other epidemics and pandemics that may arise in the future, could affect the economies of many nations, individual companies and the market in general ways that cannot necessarily be foreseen at the present time.

■ **Retirement Income Risk** — The Fund does not provide a guarantee that sufficient capital appreciation will be achieved to provide adequate income at and through retirement. The Fund also does not ensure that you will have assets in your account sufficient to cover your retirement expenses; this will depend on the amount of money you have invested in the Fund, the length of time you have held your investment, the returns of the markets over time, the amount you spend in retirement, and your other assets and income sources.

■ **Derivatives Risk** — The Fund's use of derivatives may increase its costs, reduce the Fund's returns and/or increase volatility. Derivatives involve significant risks, including:

*Leverage Risk* — The Fund's use of derivatives can magnify the Fund's gains and losses. Relatively small market movements may result in large changes in the value of a derivatives position and can result in losses that greatly exceed the amount originally invested.

*Market Risk* — Some derivatives are more sensitive to interest rate changes and market price fluctuations than other securities. The Fund could also suffer losses related to its derivatives positions as a result of unanticipated market movements, which losses are potentially unlimited. Finally, BFA may not be able to predict correctly the direction of securities prices, interest rates and other economic factors, which could cause the Fund's derivatives positions to lose value.

*Counterparty Risk* — Derivatives are also subject to counterparty risk, which is the risk that the other party in the transaction will be unable or unwilling to fulfill its contractual obligation, and the related risks of having concentrated exposure to such a counterparty.

*Illiquidity Risk* — The possible lack of a liquid secondary market for derivatives and the resulting inability of the Fund to sell or otherwise close a derivatives position could expose the Fund to losses and could make derivatives more difficult for the Fund to value accurately.

*Operational Risk* — The use of derivatives includes the risk of potential operational issues, including documentation issues, settlement issues, systems failures, inadequate controls and human error.

*Legal Risk* — The risk of insufficient documentation, insufficient capacity or authority of counterparty, or legality or enforceability of a contract.

*Volatility and Correlation Risk* — Volatility is defined as the characteristic of a security, an index or a market to fluctuate significantly in price within a short time period. A risk of the Fund's use of derivatives is that the fluctuations in their values may not correlate with the overall securities markets.

*Valuation Risk* — Valuation for derivatives may not be readily available in the market. Valuation may be more difficult in times of market turmoil since many investors and market makers may be reluctant to purchase complex instruments or quote prices for them.

*Hedging Risk* — Hedges are sometimes subject to imperfect matching between the derivative and the underlying security, and there can be no assurance that the Fund's hedging transactions will be effective. The use of hedging may result in certain adverse tax consequences.

*Tax Risk* — Certain aspects of the tax treatment of derivative instruments, including swap agreements and commodity-linked derivative instruments, are currently unclear and may be affected by changes in legislation, regulations or other legally binding authority. Such treatment may be less favorable than that given to a direct investment in an underlying asset and may adversely affect the timing, character and amount of income the Fund realizes from its investments.

*Regulatory Risk* — Derivative contracts are subject to regulation under the Dodd-Frank Wall Street Reform and Consumer Protection Act (the "Dodd-Frank Act") in the United States and under comparable regimes in Europe, Asia and other non-U.S. jurisdictions. Under the Dodd-Frank Act, with respect to uncleared swaps, swap dealers are required to collect variation margin from the Fund and may be required by applicable regulations to collect initial margin from the Fund. Both initial and variation margin may be comprised of cash and/or securities, subject to applicable regulatory haircuts. Shares of investment companies (other than certain money market funds) may not be posted as collateral under applicable regulations. In addition, regulations adopted by global prudential regulators that are now in effect require certain bank-regulated counterparties and certain of their affiliates to include in certain financial contracts, including many derivatives contracts, terms that delay or restrict the rights of counterparties, such as the Fund, to terminate such contracts, foreclose upon collateral, exercise other default rights or restrict

transfers of credit support in the event that the counterparty and/or its affiliates are subject to certain types of resolution or insolvency proceedings. The implementation of these requirements with respect to derivatives, as well as regulations under the Dodd-Frank Act regarding clearing, mandatory trading and margining of other derivatives, may increase the costs and risks to the Fund of trading in these instruments and, as a result, may affect returns to investors in the Fund.

- **Leverage Risk** — Some transactions may give rise to a form of economic leverage. These transactions may include, among others, derivatives, and may expose the Fund to greater risk and increase its costs. The use of leverage may cause the Fund to liquidate portfolio positions when it may not be advantageous to do so to satisfy its obligations or to meet the applicable requirements of the Investment Company Act of 1940, as amended, and the rules thereunder. Increases and decreases in the value of the Fund's portfolio will be magnified when the Fund uses leverage.

## Principal Risks of the Underlying Funds

- **Asset Class Risk** — Securities and other assets or financial instruments in the Underlying Index of an Underlying Fund or in an Underlying Fund's portfolio may underperform in comparison to the general financial markets, a particular financial market or other asset classes.
- **Authorized Participant Concentration Risk** — Only an authorized participant may engage in creation or redemption transactions directly with an ETF, and none of those authorized participants is obligated to engage in creation and/or redemption transactions. The Underlying Funds that are ETFs have a limited number of institutions that may act as authorized participants on an agency basis (i.e., on behalf of other market participants). To the extent that authorized participants exit the business or are unable to proceed with creation or redemption orders with respect to an ETF and no other authorized participant is able to step forward to create or redeem, the ETF shares may be more likely to trade at a premium or discount to net asset value and possibly face trading halts or delisting. Authorized participant concentration risk may be heightened for ETFs that invest in securities issued by non-U.S. issuers or other securities or instruments that have lower trading volumes.
- **Bank Loan Risk** — The market for bank loans may lack liquidity and the Fund may have difficulty selling them. These investments expose the Fund to the credit risk of both the financial institution and the underlying borrower.
- **Collateralized Debt Obligations Risk** — In addition to the typical risks associated with fixed-income securities and asset-backed securities, collateralized debt obligations ("CDOs"), including collateralized loan obligations, carry additional risks including, but not limited to: (i) the possibility that distributions from collateral securities will not be adequate to make interest or other payments; (ii) the risk that the collateral may default or decline in value or be downgraded, if rated by a nationally recognized statistical rating organization; (iii) the Fund may invest in tranches of CDOs that are subordinate to other tranches; (iv) the structure and complexity of the transaction and the legal documents could lead to disputes among investors regarding the characterization of proceeds; (v) the investment return achieved by the Fund could be significantly different than those predicted by financial models; (vi) the lack of a readily available secondary market for CDOs; (vii) the risk of forced "fire sale" liquidation due to technical defaults such as coverage test failures; and (viii) the CDO's manager may perform poorly.
- **Commodities Related Investments Risk** — Exposure to the commodities markets may subject the Fund to greater volatility than investments in traditional securities. The value of commodity-linked derivative investments may be affected by changes in overall market movements, commodity index volatility, changes in interest rates, or factors affecting a particular industry or commodity, such as drought, floods, weather, embargoes, tariffs and international economic, political and regulatory developments.
- **Concentration Risk** — To the extent that the Fund or an Underlying Fund is concentrated in the securities of companies, a particular market, industry, group of industries, sector or asset class, country, region or group of countries, the Fund or that Underlying Fund may be adversely affected by the performance of those securities, may be subject to increased price volatility and may be more susceptible to adverse economic, market, political or regulatory occurrences affecting that market, industry, group of industries, sector or asset class, country, region or group of countries.
- **Convertible Securities Risk** — The market value of a convertible security performs like that of a regular debt security; that is, if market interest rates rise, the value of a convertible security usually falls. In addition, convertible securities are subject to the risk that the issuer will not be able to pay interest or dividends when due, and their market value may change based on changes in the issuer's credit rating or the market's perception of the issuer's creditworthiness. Since it derives a portion of its value from the common stock into which it may be converted, a convertible security is also subject to the same types of market and issuer risks that apply to the underlying common stock.
- **Corporate Loans Risk** — Commercial banks and other financial institutions or institutional investors make corporate loans to companies that need capital to grow or restructure. Borrowers generally pay interest on corporate loans at rates that change in response to changes in market interest rates such as the London Interbank Offered Rate ("LIBOR") or the prime rates of U.S. banks. As a result, the value of corporate loan investments is generally less



exposed to the adverse effects of shifts in market interest rates than investments that pay a fixed rate of interest. The market for corporate loans may be subject to irregular trading activity and wide bid/ask spreads. In addition, transactions in corporate loans may settle on a delayed basis. As a result, the proceeds from the sale of corporate loans may not be readily available to make additional investments or to meet the Fund's redemption obligations. To the extent the extended settlement process gives rise to short-term liquidity needs, the Fund may hold additional cash, sell investments or temporarily borrow from banks and other lenders.

- **Counterparty Risk** — The counterparty to an over-the-counter derivatives contract or a borrower of the Fund's securities may be unable or unwilling to make timely principal, interest or settlement payments, or otherwise to honor its obligations.
- **Depository Receipts Risk** — Depository receipts are generally subject to the same risks as the foreign securities that they evidence or into which they may be converted. In addition to investment risks associated with the underlying issuer, depository receipts expose the Fund to additional risks associated with the non-uniform terms that apply to depository receipt programs, credit exposure to the depository bank and to the sponsors and other parties with whom the depository bank establishes the programs, currency risk and the risk of an illiquid market for depository receipts. The issuers of unsponsored depository receipts are not obligated to disclose information that is, in the United States, considered material. Therefore, there may be less information available regarding these issuers and there may not be a correlation between such information and the market value of the depository receipts.
- **Distressed Securities Risk** — Distressed securities are speculative and involve substantial risks in addition to the risks of investing in junk bonds. The Fund will generally not receive interest payments on the distressed securities and may incur costs to protect its investment. In addition, distressed securities involve the substantial risk that principal will not be repaid. These securities may present a substantial risk of default or may be in default at the time of investment. The Fund may incur additional expenses to the extent it is required to seek recovery upon a default in the payment of principal of or interest on its portfolio holdings. In any reorganization or liquidation proceeding relating to a portfolio company, the Fund may lose its entire investment or may be required to accept cash or securities with a value less than its original investment. Distressed securities and any securities received in an exchange for such securities may be subject to restrictions on resale.
- **Dollar Rolls Risk** — Dollar rolls involve the risk that the market value of the securities that the Fund is committed to buy may decline below the price of the securities the Fund has sold. These transactions may involve leverage.
- **Emerging Markets Risk** — Emerging markets are riskier than more developed markets because they tend to develop unevenly and may never fully develop. Investments in emerging markets may be considered speculative. Emerging markets are more likely to experience hyperinflation and currency devaluations, which adversely affect returns to U.S. investors. In addition, many emerging securities markets have far lower trading volumes and less liquidity than developed markets.
- **Foreign Securities Risk** — Foreign investments often involve special risks not present in U.S. investments that can increase the chances that the Fund will lose money. These risks include:
  - The Fund generally holds its foreign securities and cash in foreign banks and securities depositories, which may be recently organized or new to the foreign custody business and may be subject to only limited or no regulatory oversight.
  - Changes in foreign currency exchange rates can affect the value of the Fund's portfolio.
  - The economies of certain foreign markets may not compare favorably with the economy of the United States with respect to such issues as growth of gross national product, reinvestment of capital, resources and balance of payments position.
  - The governments of certain countries, or the U.S. Government with respect to certain countries, may prohibit or impose substantial restrictions through capital controls and/or sanctions on foreign investments in the capital markets or certain industries in those countries, which may prohibit or restrict the ability to own or transfer currency, securities, derivatives or other assets.
  - Many foreign governments do not supervise and regulate stock exchanges, brokers and the sale of securities to the same extent as does the United States and may not have laws to protect investors that are comparable to U.S. securities laws.
  - Settlement and clearance procedures in certain foreign markets may result in delays in payment for or delivery of securities not typically associated with settlement and clearance of U.S. investments.
  - The Fund's claims to recover foreign withholding taxes may not be successful, and if the likelihood of recovery of foreign withholding taxes materially decreases, due to, for example, a change in tax regulation or approach in the foreign country, accruals in the Fund's net asset value for such refunds may be written down partially or in full, which will adversely affect the Fund's net asset value.

■ The European financial markets have recently experienced volatility and adverse trends due to concerns about economic downturns in, or rising government debt levels of, several European countries as well as acts of war in the region. These events may spread to other countries in Europe and may affect the value and liquidity of certain of the Fund's investments.

■ **Geographic Risk** — A natural disaster could occur in a geographic region in which the Fund invests, which could adversely affect the economy or the business operations of companies in the specific geographic region, causing an adverse impact on the Fund's investments in, or which are exposed to, the affected region.

■ **High Portfolio Turnover Risk** — The Fund may engage in active and frequent trading of its portfolio securities. High portfolio turnover (more than 100%) may result in increased transaction costs to the Fund, including brokerage commissions, dealer mark-ups and other transaction costs on the sale of the securities and on reinvestment in other securities. The sale of Fund portfolio securities may result in the realization and/or distribution to shareholders of higher capital gains or losses as compared to a fund with less active trading policies. These effects of higher than normal portfolio turnover may adversely affect Fund performance.

■ **Income Risk** — Income risk is the risk that the Fund's yield will vary as short-term securities in its portfolio mature and the proceeds are reinvested in securities with different interest rates.

■ **Indexed and Inverse Securities Risk** — Indexed and inverse securities provide a potential return based on a particular index of value or interest rates. The Fund's return on these securities will be subject to risk with respect to the value of the particular index. These securities are subject to leverage risk and correlation risk. Certain indexed and inverse securities have greater sensitivity to changes in interest rates or index levels than other securities, and the Fund's investment in such instruments may decline significantly in value if interest rates or index levels move in a way Fund management does not anticipate.

■ **Index-Related Risk** — There is no guarantee that an Underlying Fund's investment results will have a high degree of correlation to those of its underlying index or that the Underlying Fund will achieve its investment objective. Market disruptions or high volatility, other unusual market circumstances and regulatory restrictions could have an adverse effect on an Underlying Fund's ability to adjust its exposure to the required levels in order to track its underlying index. Errors in index data, index computations or the construction of an underlying index in accordance with its methodology may occur from time to time and may not be identified and corrected by the index provider for a period of time or at all, which may have an adverse impact on an Underlying Fund and its shareholders. Unusual market conditions or other unforeseen circumstances (such as natural disasters, political unrest or war) may impact the index provider or a third-party data provider and could cause the index provider to postpone a scheduled rebalance. This could cause an underlying index to vary from its normal or expected composition.

An index fund has operating and other expenses while an index does not. As a result, while an Underlying Fund that is an index fund will attempt to track its underlying index as closely as possible, it will tend to underperform the underlying index to some degree over time. If an index fund is properly correlated to its stated index, the fund will perform poorly when the index performs poorly.

■ **Inflation-Indexed Bonds Risk** — The principal value of an investment is not protected or otherwise guaranteed by virtue of the Fund's investments in inflation-indexed bonds.

Inflation-indexed bonds are fixed-income securities whose principal value is periodically adjusted according to the rate of inflation. If the index measuring inflation falls, the principal value of inflation-indexed bonds will be adjusted downward, and consequently the interest payable on these securities (calculated with respect to a smaller principal amount) will be reduced.

Repayment of the original bond principal upon maturity (as adjusted for inflation) is guaranteed in the case of U.S. Treasury inflation-indexed bonds. For bonds that do not provide a similar guarantee, the adjusted principal value of the bond repaid at maturity may be less than the original principal value.

The value of inflation-indexed bonds is expected to change in response to changes in real interest rates. Real interest rates are tied to the relationship between nominal interest rates and the rate of inflation. If nominal interest rates increase at a faster rate than inflation, real interest rates may rise, leading to a decrease in value of inflation-indexed bonds. Short-term increases in inflation may lead to a decline in value. Any increase in the principal amount of an inflation-indexed bond will be considered taxable ordinary income, even though investors do not receive their principal until maturity.

Periodic adjustments for inflation to the principal amount of an inflation-indexed bond may give rise to original issue discount, which will be includable in the Fund's gross income. Due to original issue discount, the Fund may be required to make annual distributions to shareholders that exceed the cash received, which may cause the Fund to liquidate certain investments when it is not advantageous to do so. Also, if the principal value of an inflation-indexed bond is adjusted downward due to deflation, amounts previously distributed in the taxable year may be characterized in some circumstances as a return of capital.

■ **Investment Style Risk** — Under certain market conditions, growth investments have performed better during the later stages of economic expansion and value investments have performed better during periods of economic

recovery. Therefore, these investment styles may over time go in and out of favor. At times when an investment style used by the Fund or an Underlying Fund is out of favor, the Fund may underperform other funds that use different investment styles.

- **Issuer Risk** — Fund performance depends on the performance of individual securities to which the Fund has exposure. Changes in the financial condition or credit rating of an issuer of those securities may cause the value of the securities to decline.
- **Junk Bonds Risk** — Although junk bonds generally pay higher rates of interest than investment grade bonds, junk bonds are high risk investments that are considered speculative and may cause income and principal losses for the Fund.
- **Management Risk** — If a passively managed ETF does not fully replicate the underlying index, it is subject to the risk that the manager's investment management strategy may not produce the intended results.
- **Mezzanine Securities Risk** — Mezzanine securities carry the risk that the issuer will not be able to meet its obligations and that the equity securities purchased with the mezzanine investments may lose value.
- **Model Risk** — The Fund seeks to pursue its investment objective by using proprietary models that incorporate quantitative analysis. Investments selected using these models may perform differently than as forecasted due to the factors incorporated into the models and the weighting of each factor, changes from historical trends, and issues in the construction and implementation of the models (including, but not limited to, software issues and other technological issues). There is no guarantee that BlackRock's use of these models will result in effective investment decisions for the Fund.

The information and data used in the models may be supplied by third parties. Inaccurate or incomplete data may limit the effectiveness of the models. In addition, some of the data that BlackRock uses may be historical data, which may not accurately predict future market movement. There is a risk that the models will not be successful in selecting investments or in determining the weighting of investment positions that will enable the Fund to achieve its investment objective.

- **Mortgage- and Asset-Backed Securities Risks** — Mortgage- and asset-backed securities represent interests in "pools" of mortgages or other assets, including consumer loans or receivables held in trust. Mortgage- and asset-backed securities are subject to credit, interest rate, prepayment and extension risks. These securities also are subject to risk of default on the underlying mortgage or asset, particularly during periods of economic downturn. Small movements in interest rates (both increases and decreases) may quickly and significantly reduce the value of certain mortgage-backed securities.

- **Municipal Securities Risks** — Municipal securities risks include the ability of the issuer to repay the obligation, the relative lack of information about certain issuers of municipal securities, and the possibility of future legislative changes which could affect the market for and value of municipal securities. These risks include:

*General Obligation Bonds Risks* — Timely payments depend on the issuer's credit quality, ability to raise tax revenues and ability to maintain an adequate tax base.

*Revenue Bonds Risks* — These payments depend on the money earned by the particular facility or class of facilities, or the amount of revenues derived from another source.

*Private Activity Bonds Risks* — Municipalities and other public authorities issue private activity bonds to finance development of industrial facilities for use by a private enterprise. The private enterprise pays the principal and interest on the bond, and the issuer does not pledge its full faith, credit and taxing power for repayment.

*Moral Obligation Bonds Risks* — Moral obligation bonds are generally issued by special purpose public authorities of a state or municipality. If the issuer is unable to meet its obligations, repayment of these bonds becomes a moral commitment, but not a legal obligation, of the state or municipality.

*Municipal Notes Risks* — Municipal notes are shorter term municipal debt obligations. If there is a shortfall in the anticipated proceeds, the notes may not be fully repaid and the Fund may lose money.

*Municipal Lease Obligations Risks* — In a municipal lease obligation, the issuer agrees to make payments when due on the lease obligation. Although the issuer does not pledge its unlimited taxing power for payment of the lease obligation, the lease obligation is secured by the leased property.

*Tax-Exempt Status Risk* — The Fund and its investment manager will rely on the opinion of issuers' bond counsel and, in the case of derivative securities, sponsors' counsel, on the tax-exempt status of interest on municipal bonds and payments under derivative securities. Neither the Fund nor its investment manager will independently review the bases for those tax opinions, which may ultimately be determined to be incorrect and subject the Fund and its shareholders to substantial tax liabilities.

- **National Closed Market Trading Risk** — To the extent that the underlying securities and/or other assets held by an Underlying Fund that is an ETF trade on foreign exchanges or in foreign markets that may be closed when the

securities exchange on which the Underlying Fund's shares trade is open, there are likely to be deviations between the current price of such an underlying security and the last quoted price for the underlying security (i.e., an Underlying Fund's quote from the closed foreign market). The impact of a closed foreign market on an Underlying Fund is likely to be greater where a large portion of the Underlying Fund's underlying securities and/or other assets trade on that closed foreign market or when the foreign market is closed for unscheduled reasons. These deviations could result in premiums or discounts to one or more of the Underlying Funds' net asset values that may be greater than those experienced by other ETFs.

- **“New Issues” Risk** — “New issues” are initial public offerings (“IPOs”) of equity securities. Securities issued in IPOs have no trading history, and information about the companies may be available for very limited periods. In addition, the prices of securities sold in IPOs may be highly volatile or may decline shortly after the IPO.
- **Passive Investment Risk** — Because BFA does not select individual companies in the underlying indexes for certain Underlying Funds, those Underlying Funds may hold securities of companies that present risks that an investment adviser researching individual securities might seek to avoid.
- **Pay-in-kind Bonds Risk** — Similar to zero coupon obligations, pay-in-kind bonds also carry additional risk as holders of these types of securities realize no cash until the cash payment date unless a portion of such securities is sold and, if the issuer defaults, the Fund may obtain no return at all on its investment. The market price of pay-in-kind bonds is affected by interest rate changes to a greater extent, and therefore tends to be more volatile, than that of securities which pay interest in cash.
- **Preferred Securities Risk** — Preferred securities may pay fixed or adjustable rates of return. Preferred securities are subject to issuer-specific and market risks applicable generally to equity securities. In addition, a company's preferred securities generally pay dividends only after the company makes required payments to holders of its bonds and other debt. For this reason, the value of preferred securities will usually react more strongly than bonds and other debt to actual or perceived changes in the company's financial condition or prospects. Preferred securities of smaller companies may be more vulnerable to adverse developments than preferred securities of larger companies.
- **Real Estate-Related Securities Risk** — The main risk of real estate-related securities is that the value of the underlying real estate may go down. Many factors may affect real estate values. These factors include both the general and local economies, vacancy rates, tenant bankruptcies, the ability to re-lease space under expiring leases on attractive terms, the amount of new construction in a particular area, the laws and regulations (including zoning, environmental and tax laws) affecting real estate and the costs of owning, maintaining and improving real estate. The availability of mortgage financing and changes in interest rates may also affect real estate values. If the Fund's real estate-related investments are concentrated in one geographic area or in one property type, the Fund will be particularly subject to the risks associated with that area or property type. Many issuers of real estate-related securities are highly leveraged, which increases the risk to holders of such securities. The value of the securities the Fund buys will not necessarily track the value of the underlying investments of the issuers of such securities.
- **REIT Investment Risk** — Investments in REITs involve unique risks. REITs may have limited financial resources, may trade less frequently and in limited volume, may engage in dilutive offerings of securities and may be more volatile than other securities. REIT issuers may also fail to maintain their exemptions from investment company registration or fail to qualify for the “dividends paid deduction” under the Internal Revenue Code of 1986, as amended (the “Internal Revenue Code”), which allows REITs to reduce their corporate taxable income for dividends paid to their shareholders.
- **Representative Sampling Risk** — Representative sampling is a method of indexing that involves investing in a representative sample of securities that collectively have a similar investment profile to the index and resemble the index in terms of risk factors and other key characteristics. An ETF may or may not hold every security in the index. When an ETF deviates from a full replication indexing strategy to utilize a representative sampling strategy, the ETF is subject to an increased risk of tracking error, in that the securities selected in the aggregate for the ETF may not have an investment profile similar to those of its index.
- **Repurchase Agreements and Purchase and Sale Contracts Risk** — If the other party to a repurchase agreement or purchase and sale contract defaults on its obligation under the agreement, the Fund may suffer delays and incur costs or lose money in exercising its rights under the agreement. If the seller fails to repurchase the security in either situation and the market value of the security declines, the Fund may lose money.
- **Reverse Repurchase Agreements Risk** — Reverse repurchase agreements involve the sale of securities held by the Fund with an agreement to repurchase the securities at an agreed-upon price, date and interest payment. Reverse repurchase agreements involve the risk that the other party may fail to return the securities in a timely manner or at all. The Fund could lose money if it is unable to recover the securities and the value of the collateral held by the Fund, including the value of the investments made with cash collateral, is less than the value of the securities. These events could also trigger adverse tax consequences for the Fund. In addition, reverse repurchase agreements involve the risk that the interest income earned in the investment of the proceeds will be less than the interest expense.

- **Risks of Loan Assignments and Participations** — As the purchaser of an assignment, the Fund typically succeeds to all the rights and obligations of the assigning institution and becomes a lender under the credit agreement with respect to the debt obligation; however, the Fund may not be able unilaterally to enforce all rights and remedies under the loan and with regard to any associated collateral. Because assignments may be arranged through private negotiations between potential assignees and potential assignors, the rights and obligations acquired by the Fund as the purchaser of an assignment may differ from, and be more limited than, those held by the assigning lender. In addition, if the loan is foreclosed, the Fund could become part owner of any collateral and could bear the costs and liabilities of owning and disposing of the collateral. The Fund may be required to pass along to a purchaser that buys a loan from the Fund by way of assignment a portion of any fees to which the Fund is entitled under the loan. In connection with purchasing participations, the Fund generally will have no right to enforce compliance by the borrower with the terms of the loan agreement relating to the loan, nor any rights of set-off against the borrower, and the Fund may not directly benefit from any collateral supporting the loan in which it has purchased the participation. As a result, the Fund will be subject to the credit risk of both the borrower and the lender that is selling the participation. In the event of the insolvency of the lender selling a participation, the Fund may be treated as a general creditor of the lender and may not benefit from any set-off between the lender and the borrower.
- **Second Lien Loans Risk** — Second lien loans generally are subject to similar risks as those associated with investments in senior loans. Because second lien loans are subordinated or unsecured and thus lower in priority of payment to senior loans, they are subject to the additional risk that the cash flow of the borrower and property securing the loan or debt, if any, may be insufficient to meet scheduled payments after giving effect to the senior secured obligations of the borrower.
- **Senior Loans Risk** — There is less readily available, reliable information about most senior loans than is the case for many other types of securities. An economic downturn generally leads to a higher non-payment rate, and a senior loan may lose significant value before a default occurs. Moreover, any specific collateral used to secure a senior loan may decline in value or become illiquid, which would adversely affect the senior loan's value. No active trading market may exist for certain senior loans, which may impair the ability of the Fund to realize full value in the event of the need to sell a senior loan and which may make it difficult to value senior loans. Although senior loans in which the Fund will invest generally will be secured by specific collateral, there can be no assurance that liquidation of such collateral would satisfy the borrower's obligation in the event of non-payment of scheduled interest or principal or that such collateral could be readily liquidated. To the extent that a senior loan is collateralized by stock in the borrower or its subsidiaries, such stock may lose all of its value in the event of the bankruptcy of the borrower. Uncollateralized senior loans involve a greater risk of loss.
- **Shares of an ETF May Trade at Prices Other Than Net Asset Value** — Shares of an ETF trade on exchanges at prices at, above or below their most recent net asset value ("NAV"). The per share net asset value of an ETF is calculated at the end of each business day and fluctuates with changes in the market value of the ETF's holdings since the most recent calculation. The trading prices of an ETF's shares fluctuate continuously throughout trading hours based on market supply and demand rather than net asset value. The trading prices of an ETF's shares may deviate significantly from net asset value during periods of market volatility. Any of these factors may lead to an ETF's shares trading at a premium or discount to net asset value. However, because shares can be created and redeemed in creation units, which are aggregated blocks of shares that authorized participants who have entered into agreements with the ETF's distributor can purchase or redeem directly from the ETF, at net asset value (unlike shares of many closed-end funds, which frequently trade at appreciable discounts from, and sometimes at premiums to, their net asset values), large discounts or premiums to the net asset value of an ETF are not likely to be sustained over the long-term. While the creation/redemption feature is designed to make it likely that an ETF's shares normally trade on exchanges at prices close to the ETF's next calculated net asset value, exchange prices are not expected to correlate exactly with an ETF's net asset value due to timing reasons as well as market supply and demand factors. In addition, disruptions to creations and redemptions or the existence of extreme market volatility may result in trading prices that differ significantly from net asset value. If a shareholder purchases at a time when the market price is at a premium to the net asset value or sells at a time when the market price is at a discount to the net asset value, the shareholder may sustain losses.
- **Short Sales Risk** — Because making short sales in securities that it does not own exposes the Fund to the risks associated with those securities, such short sales involve speculative exposure risk. The Fund will incur a loss as a result of a short sale if the price of the security increases between the date of the short sale and the date on which the Fund replaces the security sold short.
- **Small and Mid-Capitalization Company Risk** — Companies with small or mid-size market capitalizations will normally have more limited product lines, markets and financial resources and will be dependent upon a more limited management group than larger capitalized companies. In addition, it is more difficult to get information on smaller companies, which tend to be less well known, have shorter operating histories, do not have significant ownership by large investors and are followed by relatively few securities analysts.

- **Small Cap and Emerging Growth Securities Risk** — Small cap or emerging growth companies may have limited product lines or markets. They may be less financially secure than larger, more established companies. They may depend on a more limited management group than larger capitalized companies.
- **Sovereign Debt Risk** — Sovereign debt instruments are subject to the risk that a governmental entity may delay or refuse to pay interest or repay principal on its sovereign debt, due, for example, to cash flow problems, insufficient foreign currency reserves, political considerations, the relative size of the governmental entity's debt position in relation to the economy or the failure to put in place economic reforms required by the International Monetary Fund or other multilateral agencies.
- **Structured Notes Risk** — Structured notes and other related instruments purchased by the Fund are generally privately negotiated debt obligations where the principal and/or interest is determined by reference to the performance of a specific asset, benchmark asset, market or interest rate ("reference measure"). The purchase of structured notes exposes the Fund to the credit risk of the issuer of the structured product. Structured notes may be leveraged, increasing the volatility of each structured note's value relative to the change in the reference measure. Structured notes may also be less liquid and more difficult to price accurately than less complex securities and instruments or more traditional debt securities.
- **Structured Products Risk** — Holders of structured products bear risks of the underlying investments, index or reference obligation and are subject to counterparty risk. The Fund may have the right to receive payments only from the structured product, and generally does not have direct rights against the issuer or the entity that sold the assets to be securitized. Certain structured products may be thinly traded or have a limited trading market. In addition to the general risks associated with debt securities discussed herein, structured products carry additional risks, including, but not limited to: the possibility that distributions from collateral securities will not be adequate to make interest or other payments; the quality of the collateral may decline in value or default; and the possibility that the structured products are subordinate to other classes. Structured notes are based upon the movement of one or more factors, including currency exchange rates, interest rates, reference bonds and stock indices, and changes in interest rates and impact of these factors may cause significant price fluctuations. Additionally, changes in the reference instrument or security may cause the interest rate on the structured note to be reduced to zero.
- **Supranational Entities Risk** — The Fund may invest in obligations issued or guaranteed by the World Bank. The government members, or "stockholders," usually make initial capital contributions to the World Bank and in many cases are committed to make additional capital contributions if the World Bank is unable to repay its borrowings. There is no guarantee that one or more stockholders of the World Bank will continue to make any necessary additional capital contributions. If such contributions are not made, the entity may be unable to pay interest or repay principal on its debt securities, and the Fund may lose money on such investments.
- **Tender Option Bonds and Related Securities Risk** — The Fund's participation in tender option bond transactions may reduce the Fund's returns and/or increase volatility. Investments in tender option bond transactions expose the Fund to counterparty risk and leverage risk. An investment in a tender option bond transaction typically will involve greater risk than an investment in a municipal fixed rate security, including the risk of loss of principal. Distributions on residual inverse floating rate interest tender option bonds ("TOB Residuals") will bear an inverse relationship to short-term municipal security interest rates. Distributions on TOB Residuals paid to the Fund will be reduced or, in the extreme, eliminated as short-term municipal interest rates rise and will increase when short-term municipal interest rates fall. TOB Residuals generally will underperform the market for fixed rate municipal securities in a rising interest rate environment. The Fund may invest in beneficial interests in a special purpose trust formed for the purpose of holding Municipal Bonds contributed by one or more funds (a "TOB Trust") on either a non-recourse or recourse basis. If the Fund invests in a TOB Trust on a recourse basis, it could suffer losses in excess of the value of its TOB Residuals.
- **Tracking Error Risk** — Tracking error is the divergence of an Underlying Fund's performance from that of its underlying index. Tracking error may occur because of differences between the securities and other instruments held in an Underlying Fund's portfolio and those included in its underlying index, pricing differences (including, as applicable, differences between a security's price at the local market close and an Underlying Fund's valuation of a security at the time of calculation of an Underlying Fund's NAV, differences in transaction costs, an Underlying Fund's holding of uninvested cash, differences in timing of the accrual of or the valuation of dividends or other distributions, interest, the requirements to maintain pass-through tax treatment, portfolio transactions carried out to minimize the distribution of capital gains to shareholders, changes to an underlying index and the cost to an Underlying Fund of complying with various new or existing regulatory requirements. These risks may be heightened during times of increased market volatility or other unusual market conditions. In addition, tracking error may result because an Underlying Fund incurs fees and expenses, while its underlying index does not.
- **U.S. Government Issuer Risk** — Treasury obligations may differ in their interest rates, maturities, times of issuance and other characteristics. Obligations of U.S. Government agencies and authorities are supported by varying degrees of credit but generally are not backed by the full faith and credit of the U.S. Government. No assurance can be given that the U.S. Government will provide financial support to its agencies and authorities if it is not obligated by law to do so.

- **U.S. Government Mortgage-Related Securities Risk** — There are a number of important differences among the agencies and instrumentalities of the U.S. Government that issue mortgage-related securities and among the securities that they issue. Mortgage-related securities guaranteed by the Government National Mortgage Association (“GNMA” or “Ginnie Mae”) are guaranteed as to the timely payment of principal and interest by GNMA and such guarantee is backed by the full faith and credit of the United States. GNMA securities also are supported by the right of GNMA to borrow funds from the U.S. Treasury to make payments under its guarantee. Mortgage-related securities issued by Fannie Mae or Freddie Mac are solely the obligations of Fannie Mae or Freddie Mac, as the case may be, and are not backed by or entitled to the full faith and credit of the United States but are supported by the right of the issuer to borrow from the Treasury.
- **Variable and Floating Rate Instrument Risk** — Variable and floating rate securities provide for periodic adjustment in the interest rate paid on the securities. These securities may be subject to greater illiquidity risk than other fixed income securities, meaning the absence of an active market for these securities could make it difficult for the Fund to dispose of them at any given time.
- **Warrants Risk** — If the price of the underlying stock does not rise above the exercise price before the warrant expires, the warrant generally expires without any value and the Fund will lose any amount it paid for the warrant. Thus, investments in warrants may involve substantially more risk than investments in common stock. Warrants may trade in the same markets as their underlying stock; however, the price of the warrant does not necessarily move with the price of the underlying stock.
- **When-Issued and Delayed Delivery Securities and Forward Commitments Risk** — When-issued and delayed delivery securities and forward commitments involve the risk that the security the Fund buys will lose value prior to its delivery. There also is the risk that the security will not be issued or that the other party to the transaction will not meet its obligation. If this occurs, the Fund may lose both the investment opportunity for the assets it set aside to pay for the security and any gain in the security’s price.
- **Zero Coupon Securities Risk** — While interest payments are not made on such securities, holders of such securities are deemed to have received income (“phantom income”) annually, notwithstanding that cash may not be received currently. The effect of owning instruments that do not make current interest payments is that a fixed yield is earned not only on the original investment but also, in effect, on all discount accretion during the life of the obligations. This implicit reinvestment of earnings at a fixed rate eliminates the risk of being unable to invest distributions at a rate as high as the implicit yield on the zero coupon bond, but at the same time eliminates the holder’s ability to reinvest at higher rates in the future. For this reason, some of these securities may be subject to substantially greater price fluctuations during periods of changing market interest rates than are comparable securities that pay interest currently. Longer term zero coupon bonds are more exposed to interest rate risk than shorter term zero coupon bonds. These investments benefit the issuer by mitigating its need for cash to meet debt service, but also require a higher rate of return to attract investors who are willing to defer receipt of cash.

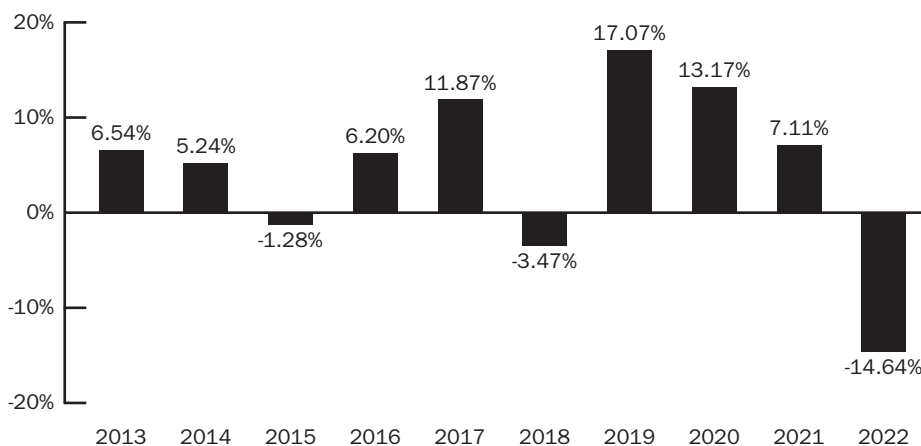
## **Performance Information**

---

The information shows you how LifePath Dynamic Retirement Fund’s performance has varied year by year and provides some indication of the risks of investing in the Fund. The bar chart shows the returns for Class K Shares of the Fund for each of the last ten calendar years, except as described below. The average annual total returns table compares the performance of the Fund to that of the Bloomberg U.S. Aggregate Bond Index and the LifePath Dynamic Retirement Fund Custom Benchmark, a customized weighted index comprised of the Bloomberg U.S. Aggregate Bond Index, Bloomberg U.S. Treasury Inflation Protected Securities (TIPS) Index (Series-L), FTSE EPRA Nareit Developed Index, MSCI ACWI ex USA IMI Index, Russell 1000® Index and Russell 2000® Index, which are representative of the asset classes in which the Fund invests according to their weightings as of March 31, 2022. The weightings of the indices in the LifePath Dynamic Retirement Fund Custom Benchmark are adjusted periodically to reflect the investment adviser’s evaluation and adjustment of the Fund’s asset allocation strategy. The returns of the LifePath Dynamic Retirement Fund Custom Benchmark shown in the average annual total returns table are not recalculated or restated when they are adjusted to reflect the Fund’s asset allocation strategy but rather reflect the LifePath Dynamic Retirement Fund Custom Benchmark’s actual allocation over time, which may be different from the current allocation. Effective July 29, 2022, the LifePath Dynamic Retirement Fund Custom Benchmark against which the Fund measures its performance will be changed to remove Bloomberg U.S. Aggregate Bond Index and to add Bloomberg U.S. Long Credit Bond Index, Bloomberg U.S. Intermediate Credit Bond Index, Bloomberg U.S. Long Government Bond Index, Bloomberg U.S. Intermediate Government Bond Index and Bloomberg U.S. Securitized: MBS, ABS and CMBS Index. Fund management believes that the updated LifePath Dynamic Retirement Fund Custom Benchmark is more representative of the sectors in which the Fund invests. Effective March 31, 2018, the investment adviser determined not to allocate any of the Fund’s assets to underlying funds that invest primarily in commodities. Performance for the periods shown prior to March 31, 2018 is based on the prior target asset allocation. Effective November 7, 2016, the Fund changed its investment strategy to (i) incorporate a Global Tactical Asset Allocation into its glidepath, (ii) increase the flexibility of its equity allocations and (iii) diversify its fixed-income strategies. Performance for the periods shown between December 14, 2015 and November 7, 2016 is based on the prior investment strategy. Effective December 14, 2015,

the Fund changed its investment strategy to (i) incorporate a dynamic glidepath and (ii) invest directly in securities and derivatives, as well as in underlying funds. Performance for the periods shown prior to December 14, 2015 is based on the prior investment strategy. Effective November 28, 2014, the Fund changed its target asset allocation to target higher levels of equity exposure. Performance for the periods shown prior to November 28, 2014 is based on the prior target asset allocation. To the extent that dividends and distributions have been paid by the Fund, the performance information of the Fund in the chart and table assumes reinvestment of the dividends and distributions. The table includes all applicable fees. How the Fund performed in the past (before and after taxes) is not necessarily an indication of how it will perform in the future. If BFA, BAL and their affiliates had not waived or reimbursed certain Fund expenses during these periods, the Fund's returns would have been lower. Updated information on the Fund's performance, including its current net asset value, can be obtained by visiting <http://www.blackrock.com> or can be obtained by phone at (800) 882-0052.

**Class K Shares  
ANNUAL TOTAL RETURNS  
LifePath Dynamic Retirement Fund  
As of 12/31**



During the ten-year period shown in the bar chart, the highest return for a quarter was 11.68% (quarter ended June 30, 2020) and the lowest return for a quarter was -10.13% (quarter ended March 31, 2020).

**For the periods ended 12/31/22  
Average Annual Total Returns**

	<b>1 Year</b>	<b>5 Years</b>	<b>10 Years</b>
LifePath Dynamic Retirement Fund — Class K Shares			
Return Before Taxes	(14.64)%	3.17%	4.40%
Return After Taxes on Distributions	(14.79)%	0.80%	2.10%
Return After Taxes on Distributions and Sale of Fund Shares	(8.61)%	1.72%	2.70%
LifePath Dynamic Retirement Fund Custom Benchmark (Reflects no deduction for fees, expenses or taxes)	(15.07)%	2.68%	3.99%
Bloomberg U.S. Aggregate Bond Index (Reflects no deduction for fees, expenses or taxes)	(13.01)%	0.02%	1.06%

After-tax returns are calculated using the historical highest individual federal marginal income tax rates and do not reflect the impact of state and local taxes. Actual after-tax returns depend on the investor's tax situation and may differ from those shown, and the after-tax returns shown are not relevant to investors who hold their shares through tax-deferred arrangements, such as 401(k) plans or individual retirement accounts.

**Investment Adviser**

The Fund's investment adviser is BlackRock Fund Advisors (previously defined as "BFA"). The Fund's sub-advisers are BlackRock International Limited and BlackRock (Singapore) Limited. Where applicable, "BFA" refers also to the Fund's sub-advisers.

**Portfolio Managers**

<b>Name</b>	<b>Portfolio Manager of the Fund Since</b>	<b>Title</b>
Philip Green	2016	Managing Director of BlackRock, Inc.
Chris Chung, CFA	2020	Managing Director of BlackRock, Inc.



## ***Purchase and Sale of Fund Shares***

---

Class K Shares of the Fund are available only to (i) certain employee benefit plans, such as health savings accounts, and certain employer-sponsored retirement plans (not including SEP IRAs, SIMPLE IRAs and SARSEPs) (collectively, “Employer-Sponsored Retirement Plans”), (ii) collective trust funds, investment companies and other pooled investment vehicles, each of which may purchase shares of the Fund through a Financial Intermediary that has entered into an agreement with the Fund’s distributor to purchase such shares, (iii) “Institutional Investors,” which include, but are not limited to, endowments, foundations, family offices, banks and bank trusts, local, city, and state governmental institutions, corporations and insurance company separate accounts, each of which may purchase shares of the Fund through a Financial Intermediary that has entered into an agreement with the Fund’s distributor to purchase such shares, (iv) clients of private banks that purchase shares of the Fund through a Financial Intermediary that has entered into an agreement with the Fund’s distributor to sell such shares, (v) fee-based advisory platforms of a Financial Intermediary that (a) has specifically acknowledged in a written agreement with the Fund’s distributor and/or its affiliate(s) that the Financial Intermediary shall offer such shares to fee-based advisory clients through an omnibus account held at the Fund or (b) transacts in the Fund’s shares through another intermediary that has executed such an agreement and (vi) any other investors who met the eligibility criteria for BlackRock Shares or Class K Shares prior to August 15, 2016 and have continually held Class K Shares of the Fund in the same account since August 15, 2016.

You may purchase or redeem shares of the Fund each day the New York Stock Exchange is open. Purchase orders may also be placed by calling (800) 537-4942, by mail (c/o BlackRock Funds III, P.O. Box 534429, Pittsburgh, Pennsylvania 15253-4429), or online at [www.blackrock.com](http://www.blackrock.com). Institutional Investors are subject to a \$5 million minimum initial investment requirement. Other investors, including Employer-Sponsored Retirement Plans, have no minimum initial investment requirement. There is no minimum investment amount for additional purchases.

## ***Tax Information***

---

Different income tax rules apply depending on whether you are invested through a qualified tax-exempt plan described in section 401(a) of the Internal Revenue Code. If you are invested through such a plan (and Fund shares are not “debt-financed property” to the plan), then the dividends paid by the Fund and the gain realized from a redemption or exchange of Fund shares will generally not be subject to U.S. federal income taxes until you withdraw or receive distributions from the plan. If you are not invested through such a plan, then the Fund’s dividends and gain from a redemption or exchange may be subject to U.S. federal income taxes and may be taxed as ordinary income or capital gains, unless you are a tax-exempt investor.

## ***Payments to Broker/Dealers and Other Financial Intermediaries***

---

If you purchase shares of the Fund through a Financial Intermediary, the Fund and BlackRock Investments, LLC, the Fund’s distributor, or its affiliates may pay the Financial Intermediary for the sale of Fund shares and related services. These payments may create a conflict of interest by influencing the Financial Intermediary and your individual financial professional to recommend the Fund over another investment.

Class K Shares are only available through a Financial Intermediary if the Financial Intermediary will not receive from Fund assets, or the Fund’s distributor’s or an affiliate’s resources, any commission payments, shareholder servicing fees (including sub-transfer agent and networking fees), or distribution fees (including Rule 12b-1 fees) with respect to assets invested in Class K Shares.

Ask your individual financial professional or visit your Financial Intermediary’s website for more information.

# Fund Overview

## Key Facts About BlackRock LifePath® Dynamic 2025 Fund

### Investment Objective

The investment objective of BlackRock LifePath® Dynamic 2025 Fund (“LifePath Dynamic 2025 Fund” or the “Fund”), a series of BlackRock Funds III (the “Trust”), is to seek to provide for retirement outcomes based on quantitatively measured risk. In pursuit of this objective, the Fund will be broadly diversified across global asset classes, with asset allocations becoming more conservative over time.

### Fees and Expenses of the Fund

The table below describes the fees and expenses that you may pay if you buy, hold and sell Class K Shares of LifePath Dynamic 2025 Fund. **You may pay other fees, such as brokerage commissions and other fees to your financial professional or your selected securities dealer, broker, investment adviser, service provider or industry professional (including BlackRock Fund Advisors (“BFA”) and its affiliates) (each, a “Financial Intermediary”), which are not reflected in the table and example below.**

Annual Fund Operating Expenses (expenses that you pay each year as a percentage of the value of your investment)	Class K Shares
Management Fee <sup>1,2,4</sup>	0.30%
Distribution and/or Service (12b-1) Fees	None
Other Expenses <sup>1,3,4,5</sup>	0.07%
Administration Fees <sup>1,3,4</sup>	0.04%
Independent Expenses <sup>5</sup>	0.03%
Acquired Fund Fees and Expenses <sup>1,4</sup>	0.22%
Total Annual Fund Operating Expenses <sup>4</sup>	0.59%
Fee Waivers and/or Expense Reimbursements <sup>1,5</sup>	(0.25)%
Total Annual Fund Operating Expenses After Fee Waivers and/or Expense Reimbursements <sup>1,5</sup>	0.34%

<sup>1</sup> As described in the “Management of the Funds” section of the Fund’s prospectus beginning on page 198, BlackRock Advisors, LLC (“BAL”) and BFA have contractually agreed to reimburse the Fund for Acquired Fund Fees and Expenses up to a maximum amount equal to the combined Management Fee and Administration Fee of each share class of the Fund, through June 30, 2024. In addition, BFA has contractually agreed to waive its management fees by the amount of investment advisory fees the Fund pays to BFA indirectly through its investment in money market funds managed by BFA or its affiliates, through June 30, 2024. The contractual agreements may be terminated upon 90 days’ notice by a majority of the non-interested trustees of the Trust or by a vote of a majority of the outstanding voting securities of the Fund.

<sup>2</sup> The Management Fee has been restated to reflect current fees.

<sup>3</sup> Administration Fees have been restated to reflect current fees.

<sup>4</sup> Total Annual Fund Operating Expenses do not correlate to the ratio of expenses to average net assets given in the Fund’s most recent annual report, which does not include Acquired Fund Fees and Expenses, the restatement of the Management Fee or the restatement of the Administration Fees to reflect current fees.

<sup>5</sup> Independent Expenses consist of the Fund’s allocable portion of the fees and expenses of the independent trustees of the Trust, counsel to such independent trustees and the independent registered public accounting firm that provides audit services to the Fund. BAL and BFA have contractually agreed to reimburse, or provide offsetting credits to, the Fund for Independent Expenses through June 30, 2033. After giving effect to such contractual arrangements, Independent Expenses will be 0.00%. Such contractual arrangements may not be terminated prior to July 1, 2033 without the consent of the Board of Trustees of the Trust.

### Example:

This Example is intended to help you compare the cost of investing in Class K Shares of the Fund with the cost of investing in other mutual funds. The Example assumes that you invest \$10,000 in Class K Shares of the Fund for the time periods indicated and then redeem all of your shares at the end of those periods. The Example also assumes that your investment has a 5% return each year and that Class K Shares of the Fund’s operating expenses remain the same. Although your actual costs may be higher or lower, based on these assumptions your costs would be:

	1 Year	3 Years	5 Years	10 Years
Class K Shares	\$35	\$157	\$291	\$680

### Portfolio Turnover:

The Fund pays transaction costs, such as commissions, when it buys and sells securities (or “turns over” its portfolio). A higher portfolio turnover rate may indicate higher transaction costs and may result in higher taxes when shares are held in a taxable account. These costs, which are not reflected in annual fund operating expenses or in the Example,

affect the Fund's performance. During the most recent fiscal year, the Fund's portfolio turnover rate was 15% of the average value of its portfolio.

## ***Principal Investment Strategies of the Fund***

---

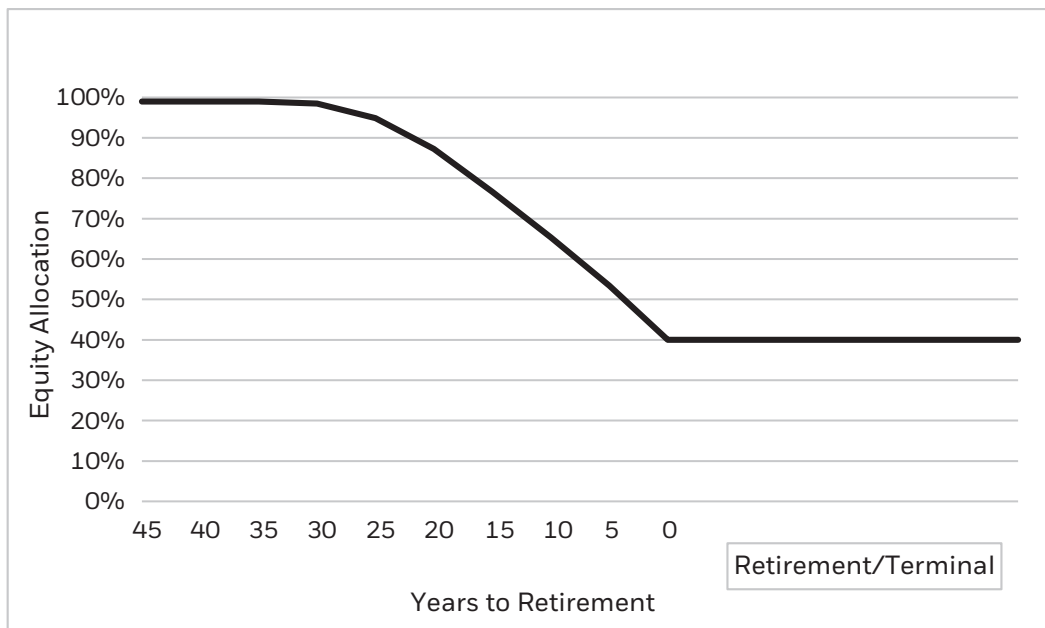
LifePath Dynamic 2025 Fund allocates and reallocates its assets among a combination of equity, bond and money market funds (the "Underlying Funds") and derivatives in proportions based on its own comprehensive investment strategy. Under normal circumstances, the Fund intends to invest primarily in affiliated open-end funds and affiliated exchange-traded funds ("ETFs"), some of which may be index funds.

The Fund may, when consistent with its investment goal, buy or sell options or futures, or enter into total return swaps and foreign currency transactions (collectively, commonly known as derivatives). The Fund may seek to obtain market exposure to the securities in which it primarily invests by entering into a series of purchase and sale contracts or by using other investment techniques (such as reverse repurchase agreements or dollar rolls). The Fund may use derivatives as a substitute for taking a position in an Underlying Fund and/or as part of a strategy to reduce exposure to certain risks. The Fund may also use derivatives to enhance return, in which case their use may involve leveraging risk. Derivatives that are used as a substitute for taking a position in an Underlying Fund, to reduce exposure to risks (other than duration or currency risk) or to enhance return will increase or decrease the Fund's equity or fixed income allocations for purposes of the glide path by the notional amount of such derivatives. Derivatives that are used to manage duration or hedge currency risk will not be allocated to the Fund's equity or fixed income allocations for purposes of the glide path.

The Fund is designed for investors expecting to retire or to begin withdrawing assets around the year 2025. The Fund seeks to provide for retirement outcomes based on quantitatively measured risk. BFA employs a multi-dimensional approach to assess risk for the Fund and to determine the Fund's allocation across asset classes. As part of this multi-dimensional approach, BFA aims to quantify risk using proprietary risk measurement tools that, among other things, analyze historical and forward-looking securities market data, including risk, asset class correlations, and expected returns. As of March 31, 2023, the Fund held approximately 51% of its assets (including notional exposure through derivatives) in equity Underlying Funds and equity related derivatives, approximately 48% of its assets (including notional exposure through derivatives) in fixed income Underlying Funds and fixed income related derivatives and approximately 1% of its assets in cash (including cash offsets from derivatives) and Underlying Funds that invest primarily in money market instruments. Certain Underlying Funds may invest in equity securities of issuers that are primarily engaged in or related to the real estate industry, real estate investment trusts ("REITs"), foreign securities, emerging market securities, below investment-grade bonds, commodity-related instruments and derivative securities or instruments, such as options and futures, the value of which is derived from another security, a commodity, a currency or an index.

Under normal circumstances, the asset allocation will change over time according to a "glide path" as the Fund approaches its target date. The glide path below represents the shifting of asset classes over time. As the glide path shows, the Fund's asset mix becomes more conservative — prior to retirement — as time elapses. This reflects the need for reduced investment risks as retirement approaches and the need for lower volatility of the Fund, which may be a primary source of income after retirement.

The following chart illustrates the glide path — the target allocation among asset classes as the Fund approaches its target date.



The following table lists the target allocation by years until retirement:

Years Until Retirement	Equity Funds (includes REITs) <sup>1</sup>	Fixed-Income Funds <sup>1</sup>
45	99%	1%
40	99%	1%
35	99%	1%
30	98%	2%
25	95%	5%
20	87%	13%
15	77%	23%
10	65%	35%
5	53%	47%
0	40%	60%

<sup>1</sup> BFA may adjust the allocation to equity and fixed-income in the Fund, based on an assessment of the current market conditions and the potential contribution of each asset class to the expected risk and return characteristics of the Fund. In general, the adjustments will be limited to +/- 10% relative to the target allocations.

The asset allocation targets are established by the portfolio managers. The investment team, including the portfolio managers, meets regularly to assess market conditions, review the asset allocation targets of the Fund, and determine whether any changes are required to enable the Fund to achieve its investment objective.

Although the asset allocation targets listed for the glide path are general, long-term targets, BFA may adjust the allocation to equity and fixed-income in the Fund, based on an assessment of the current market conditions and the potential contribution of each asset class to the expected risk and return characteristics of the Fund. In general, the adjustments will be limited to +/- 10% relative to the target allocations. BFA may determine, in light of market conditions or other factors, that a greater variation is warranted to protect the Fund or achieve its investment objective. Investments in Underlying Funds will be allocated towards the equity and fixed income percentages based on their classification. The Fund may also seek asset allocation to equity and fixed income by investing in funds that invest in a mix of equity and fixed income instruments (“multi-asset funds”). Investments in multi-asset funds will be allocated towards the equity and fixed income percentages listed for the glide path based on the multi-asset fund’s underlying investments in equity and fixed income instruments.

BFA’s second step in the structuring of the Fund is the selection of the Underlying Funds, equity securities and derivatives. Factors such as fund classifications, historical risk and performance, and the relationship to other Underlying Funds in the Fund are considered when selecting Underlying Funds. The specific Underlying Funds selected for the Fund are determined at BFA’s discretion and may change as deemed appropriate to allow the Fund to meet its

investment objective. See the “Details About the Funds — Information About the Underlying Funds” section of the prospectus for a list of the Underlying Funds, their classification into equity, fixed income, multi-asset or money market funds and a brief description of their investment objectives and primary investment strategies. The specific securities or derivatives selected for the Fund are determined at BFA’s discretion and may change as deemed appropriate to allow the Fund to meet its investment objective.

Within the prescribed percentage allocations to equity and fixed-income, BFA seeks to diversify the Fund. The equity allocation may be further diversified by style (including both value and growth funds and issuers), market capitalization (including large cap, mid cap, small cap and emerging growth funds and issuers), region (including domestic and international (including emerging market) funds and issuers) or other factors. The fixed-income allocation may be further diversified by sector (including government, corporate, agency, and other sectors), duration (a calculation of the average life of a bond which measures its price risk), credit quality (including non-investment grade debt or junk bonds), geographic location (including U.S. and foreign-issued securities), or other factors. Though BFA seeks to diversify the Fund, certain Underlying Funds may concentrate their investments in specific sectors or geographic regions or countries. The percentage allocation to the various styles of equity and fixed-income are determined at the discretion of the investment team and can be changed to reflect the current market environment.

## ***Principal Risks of Investing in the Fund***

---

Risk is inherent in all investing. The value of your investment in LifePath Dynamic 2025 Fund, as well as the amount of return you receive on your investment, may fluctuate significantly from day to day and over time. You may lose part or all of your investment in the Fund or your investment may not perform as well as other similar investments. An investment in the Fund is not a bank deposit and it is not insured or guaranteed by the Federal Deposit Insurance Corporation or any other government agency. The following is a summary description of the principal risks of investing in the Fund and/or the Underlying Funds. The Fund allocates and reallocates its assets among a combination of Underlying Funds and derivatives. Therefore, references to the Fund in the description of risks below may include the Underlying Funds in which the Fund invests, as applicable. The relative significance of each risk factor below may change over time and you should review each risk factor carefully.

### **Principal Risks of the Fund’s Investment Strategies**

■ **Equity Securities Risk** — Stock markets are volatile. The price of equity securities fluctuates based on changes in a company’s financial condition and overall market and economic conditions.

■ **Debt Securities Risk** — Debt securities, such as bonds, involve interest rate risk, credit risk, extension risk, and prepayment risk, among other things.

*Interest Rate Risk* — The market value of bonds and other fixed-income securities changes in response to interest rate changes and other factors. Interest rate risk is the risk that prices of bonds and other fixed-income securities will increase as interest rates fall and decrease as interest rates rise.

The Fund may be subject to a greater risk of rising interest rates due to the recent period of historically low interest rates. For example, if interest rates increase by 1%, assuming a current portfolio duration of ten years, and all other factors being equal, the value of the Fund’s investments would be expected to decrease by 10%. (Duration is a measure of the price sensitivity of a debt security or portfolio of debt securities to relative changes in interest rates.) The magnitude of these fluctuations in the market price of bonds and other fixed-income securities is generally greater for those securities with longer maturities. Fluctuations in the market price of the Fund’s investments will not affect interest income derived from instruments already owned by the Fund, but will be reflected in the Fund’s net asset value. The Fund may lose money if short-term or long-term interest rates rise sharply in a manner not anticipated by Fund management.

To the extent the Fund invests in debt securities that may be prepaid at the option of the obligor (such as mortgage-backed securities), the sensitivity of such securities to changes in interest rates may increase (to the detriment of the Fund) when interest rates rise. Moreover, because rates on certain floating rate debt securities typically reset only periodically, changes in prevailing interest rates (and particularly sudden and significant changes) can be expected to cause some fluctuations in the net asset value of the Fund to the extent that it invests in floating rate debt securities.

These basic principles of bond prices also apply to U.S. Government securities. A security backed by the “full faith and credit” of the U.S. Government is guaranteed only as to its stated interest rate and face value at maturity, not its current market price. Just like other fixed-income securities, government-guaranteed securities will fluctuate in value when interest rates change.

A general rise in interest rates has the potential to cause investors to move out of fixed-income securities on a large scale, which may increase redemptions from funds that hold large amounts of fixed-income securities. Heavy redemptions could cause the Fund to sell assets at inopportune times or at a loss or depressed value and could hurt the Fund’s performance.

*Credit Risk* — Credit risk refers to the possibility that the issuer of a debt security (i.e., the borrower) will not be able to make payments of interest and principal when due. Changes in an issuer's credit rating or the market's perception of an issuer's creditworthiness may also affect the value of the Fund's investment in that issuer. The degree of credit risk depends on both the financial condition of the issuer and the terms of the obligation.

*Extension Risk* — When interest rates rise, certain obligations will be paid off by the obligor more slowly than anticipated, causing the value of these obligations to fall.

*Prepayment Risk* — When interest rates fall, certain obligations will be paid off by the obligor more quickly than originally anticipated, and the Fund may have to invest the proceeds in securities with lower yields.

■ **Allocation Risk** — The Fund's ability to achieve its investment objective depends upon BFA'S skill in determining the Fund's strategic asset class allocation and in selecting the best mix of Underlying Funds and direct investments. There is a risk that BFA's evaluations and assumptions regarding asset classes or Underlying Funds may be incorrect in view of actual market conditions. In addition, the asset allocation or the combination of Underlying Funds determined by BFA could result in underperformance as compared to funds with similar investment objectives and strategies.

■ **Investments in Underlying Funds Risk** — The Fund's investments are concentrated in Underlying Funds, so the Fund's investment performance is directly related to the performance of the Underlying Funds. The Fund's net asset value will change with changes in the equity and bond markets and the value of the Underlying Funds and other securities in which it invests. An investment in the Fund will entail more direct and indirect costs and expenses than a direct investment in the Underlying Funds. For example, the Fund indirectly pays a portion of the expenses (including operating expenses and management fees) incurred by the Underlying Funds.

■ **Affiliated Fund Risk** — In managing the Fund, BFA will have authority to select and substitute underlying funds and ETFs. BFA may be subject to potential conflicts of interest in selecting underlying funds and ETFs because the fees paid to BFA by some underlying funds and ETFs are higher than the fees paid by other underlying funds and ETFs. However, BFA is a fiduciary to the Fund and is legally obligated to act in the Fund's best interests when selecting underlying funds and ETFs. If an underlying fund or ETF holds interests in an affiliated fund, the Fund may be prohibited from purchasing shares of that underlying fund or ETF.

■ **Market Risk and Selection Risk** — Market risk is the risk that one or more markets in which the Fund invests will go down in value, including the possibility that the markets will go down sharply and unpredictably. The value of a security or other asset may decline due to changes in general market conditions, economic trends or events that are not specifically related to the issuer of the security or other asset, or factors that affect a particular issuer or issuers, exchange, country, group of countries, region, market, industry, group of industries, sector or asset class. Local, regional or global events such as war, acts of terrorism, the spread of infectious illness or other public health issues like pandemics or epidemics, recessions, or other events could have a significant impact on the Fund and its investments. Selection risk is the risk that the securities selected by Fund management will underperform the markets, the relevant indices or the securities selected by other funds with similar investment objectives and investment strategies. This means you may lose money.

An outbreak of an infectious coronavirus (COVID-19) that was first detected in December 2019 developed into a global pandemic that has resulted in numerous disruptions in the market and has had significant economic impact leaving general concern and uncertainty. Although vaccines have been developed and approved for use by various governments, the duration of the pandemic and its effects cannot be predicted with certainty. The impact of this coronavirus, and other epidemics and pandemics that may arise in the future, could affect the economies of many nations, individual companies and the market in general ways that cannot necessarily be foreseen at the present time.

■ **Retirement Income Risk** — The Fund does not provide a guarantee that sufficient capital appreciation will be achieved to provide adequate income at and through retirement. The Fund also does not ensure that you will have assets in your account sufficient to cover your retirement expenses or that you will have enough saved to be able to retire in the target year identified in the Fund's name; this will depend on the amount of money you have invested in the Fund, the length of time you have held your investment, the returns of the markets over time, the amount you spend in retirement, and your other assets and income sources.

■ **Derivatives Risk** — The Fund's use of derivatives may increase its costs, reduce the Fund's returns and/or increase volatility. Derivatives involve significant risks, including:

*Leverage Risk* — The Fund's use of derivatives can magnify the Fund's gains and losses. Relatively small market movements may result in large changes in the value of a derivatives position and can result in losses that greatly exceed the amount originally invested.

*Market Risk* — Some derivatives are more sensitive to interest rate changes and market price fluctuations than other securities. The Fund could also suffer losses related to its derivatives positions as a result of unanticipated market movements, which losses are potentially unlimited. Finally, BFA may not be able to predict correctly the direction of securities prices, interest rates and other economic factors, which could cause the Fund's derivatives positions to lose value.

*Counterparty Risk* — Derivatives are also subject to counterparty risk, which is the risk that the other party in the transaction will be unable or unwilling to fulfill its contractual obligation, and the related risks of having concentrated exposure to such a counterparty.

*Illiquidity Risk* — The possible lack of a liquid secondary market for derivatives and the resulting inability of the Fund to sell or otherwise close a derivatives position could expose the Fund to losses and could make derivatives more difficult for the Fund to value accurately.

*Operational Risk* — The use of derivatives includes the risk of potential operational issues, including documentation issues, settlement issues, systems failures, inadequate controls and human error.

*Legal Risk* — The risk of insufficient documentation, insufficient capacity or authority of counterparty, or legality or enforceability of a contract.

*Volatility and Correlation Risk* — Volatility is defined as the characteristic of a security, an index or a market to fluctuate significantly in price within a short time period. A risk of the Fund's use of derivatives is that the fluctuations in their values may not correlate with the overall securities markets.

*Valuation Risk* — Valuation for derivatives may not be readily available in the market. Valuation may be more difficult in times of market turmoil since many investors and market makers may be reluctant to purchase complex instruments or quote prices for them.

*Hedging Risk* — Hedges are sometimes subject to imperfect matching between the derivative and the underlying security, and there can be no assurance that the Fund's hedging transactions will be effective. The use of hedging may result in certain adverse tax consequences.

*Tax Risk* — Certain aspects of the tax treatment of derivative instruments, including swap agreements and commodity-linked derivative instruments, are currently unclear and may be affected by changes in legislation, regulations or other legally binding authority. Such treatment may be less favorable than that given to a direct investment in an underlying asset and may adversely affect the timing, character and amount of income the Fund realizes from its investments.

*Regulatory Risk* — Derivative contracts are subject to regulation under the Dodd-Frank Wall Street Reform and Consumer Protection Act (the "Dodd-Frank Act") in the United States and under comparable regimes in Europe, Asia and other non-U.S. jurisdictions. Under the Dodd-Frank Act, with respect to uncleared swaps, swap dealers are required to collect variation margin from the Fund and may be required by applicable regulations to collect initial margin from the Fund. Both initial and variation margin may be comprised of cash and/or securities, subject to applicable regulatory haircuts. Shares of investment companies (other than certain money market funds) may not be posted as collateral under applicable regulations. In addition, regulations adopted by global prudential regulators that are now in effect require certain bank-regulated counterparties and certain of their affiliates to include in certain financial contracts, including many derivatives contracts, terms that delay or restrict the rights of counterparties, such as the Fund, to terminate such contracts, foreclose upon collateral, exercise other default rights or restrict transfers of credit support in the event that the counterparty and/or its affiliates are subject to certain types of resolution or insolvency proceedings. The implementation of these requirements with respect to derivatives, as well as regulations under the Dodd-Frank Act regarding clearing, mandatory trading and margining of other derivatives, may increase the costs and risks to the Fund of trading in these instruments and, as a result, may affect returns to investors in the Fund.

- **Leverage Risk** — Some transactions may give rise to a form of economic leverage. These transactions may include, among others, derivatives, and may expose the Fund to greater risk and increase its costs. The use of leverage may cause the Fund to liquidate portfolio positions when it may not be advantageous to do so to satisfy its obligations or to meet the applicable requirements of the Investment Company Act of 1940, as amended, and the rules thereunder. Increases and decreases in the value of the Fund's portfolio will be magnified when the Fund uses leverage.

## Principal Risks of the Underlying Funds

- **Asset Class Risk** — Securities and other assets or financial instruments in the Underlying Index of an Underlying Fund or in an Underlying Fund's portfolio may underperform in comparison to the general financial markets, a particular financial market or other asset classes.
- **Authorized Participant Concentration Risk** — Only an authorized participant may engage in creation or redemption transactions directly with an ETF, and none of those authorized participants is obligated to engage in creation and/or redemption transactions. The Underlying Funds that are ETFs have a limited number of institutions that may act as authorized participants on an agency basis (i.e., on behalf of other market participants). To the extent that authorized participants exit the business or are unable to proceed with creation or redemption orders with respect to an ETF and no other authorized participant is able to step forward to create or redeem, the ETF shares may be more likely to trade at a premium or discount to net asset value and possibly face trading halts or delisting. Authorized participant concentration risk may be heightened for ETFs that invest in securities issued by non-U.S. issuers or other securities or instruments that have lower trading volumes.

- **Bank Loan Risk** — The market for bank loans may lack liquidity and the Fund may have difficulty selling them. These investments expose the Fund to the credit risk of both the financial institution and the underlying borrower.
- **Collateralized Debt Obligations Risk** — In addition to the typical risks associated with fixed-income securities and asset-backed securities, collateralized debt obligations (“CDOs”), including collateralized loan obligations, carry additional risks including, but not limited to: (i) the possibility that distributions from collateral securities will not be adequate to make interest or other payments; (ii) the risk that the collateral may default or decline in value or be downgraded, if rated by a nationally recognized statistical rating organization; (iii) the Fund may invest in tranches of CDOs that are subordinate to other tranches; (iv) the structure and complexity of the transaction and the legal documents could lead to disputes among investors regarding the characterization of proceeds; (v) the investment return achieved by the Fund could be significantly different than those predicted by financial models; (vi) the lack of a readily available secondary market for CDOs; (vii) the risk of forced “fire sale” liquidation due to technical defaults such as coverage test failures; and (viii) the CDO’s manager may perform poorly.
- **Commodities Related Investments Risk** — Exposure to the commodities markets may subject the Fund to greater volatility than investments in traditional securities. The value of commodity-linked derivative investments may be affected by changes in overall market movements, commodity index volatility, changes in interest rates, or factors affecting a particular industry or commodity, such as drought, floods, weather, embargoes, tariffs and international economic, political and regulatory developments.
- **Concentration Risk** — To the extent that the Fund or an Underlying Fund is concentrated in the securities of companies, a particular market, industry, group of industries, sector or asset class, country, region or group of countries, the Fund or that Underlying Fund may be adversely affected by the performance of those securities, may be subject to increased price volatility and may be more susceptible to adverse economic, market, political or regulatory occurrences affecting that market, industry, group of industries, sector or asset class, country, region or group of countries.
- **Convertible Securities Risk** — The market value of a convertible security performs like that of a regular debt security; that is, if market interest rates rise, the value of a convertible security usually falls. In addition, convertible securities are subject to the risk that the issuer will not be able to pay interest or dividends when due, and their market value may change based on changes in the issuer’s credit rating or the market’s perception of the issuer’s creditworthiness. Since it derives a portion of its value from the common stock into which it may be converted, a convertible security is also subject to the same types of market and issuer risks that apply to the underlying common stock.
- **Corporate Loans Risk** — Commercial banks and other financial institutions or institutional investors make corporate loans to companies that need capital to grow or restructure. Borrowers generally pay interest on corporate loans at rates that change in response to changes in market interest rates such as the London Interbank Offered Rate (“LIBOR”) or the prime rates of U.S. banks. As a result, the value of corporate loan investments is generally less exposed to the adverse effects of shifts in market interest rates than investments that pay a fixed rate of interest. The market for corporate loans may be subject to irregular trading activity and wide bid/ask spreads. In addition, transactions in corporate loans may settle on a delayed basis. As a result, the proceeds from the sale of corporate loans may not be readily available to make additional investments or to meet the Fund’s redemption obligations. To the extent the extended settlement process gives rise to short-term liquidity needs, the Fund may hold additional cash, sell investments or temporarily borrow from banks and other lenders.
- **Counterparty Risk** — The counterparty to an over-the-counter derivatives contract or a borrower of the Fund’s securities may be unable or unwilling to make timely principal, interest or settlement payments, or otherwise to honor its obligations.
- **Depository Receipts Risk** — Depository receipts are generally subject to the same risks as the foreign securities that they evidence or into which they may be converted. In addition to investment risks associated with the underlying issuer, depository receipts expose the Fund to additional risks associated with the non-uniform terms that apply to depository receipt programs, credit exposure to the depository bank and to the sponsors and other parties with whom the depository bank establishes the programs, currency risk and the risk of an illiquid market for depository receipts. The issuers of unsponsored depository receipts are not obligated to disclose information that is, in the United States, considered material. Therefore, there may be less information available regarding these issuers and there may not be a correlation between such information and the market value of the depository receipts.
- **Distressed Securities Risk** — Distressed securities are speculative and involve substantial risks in addition to the risks of investing in junk bonds. The Fund will generally not receive interest payments on the distressed securities and may incur costs to protect its investment. In addition, distressed securities involve the substantial risk that principal will not be repaid. These securities may present a substantial risk of default or may be in default at the time of investment. The Fund may incur additional expenses to the extent it is required to seek recovery upon a default in the payment of principal or interest on its portfolio holdings. In any reorganization or liquidation proceeding relating to a portfolio company, the Fund may lose its entire investment or may be required to accept cash or securities with a value less than its original investment. Distressed securities and any securities received in an exchange for such securities may be subject to restrictions on resale.



- **Dollar Rolls Risk** — Dollar rolls involve the risk that the market value of the securities that the Fund is committed to buy may decline below the price of the securities the Fund has sold. These transactions may involve leverage.
- **Emerging Markets Risk** — Emerging markets are riskier than more developed markets because they tend to develop unevenly and may never fully develop. Investments in emerging markets may be considered speculative. Emerging markets are more likely to experience hyperinflation and currency devaluations, which adversely affect returns to U.S. investors. In addition, many emerging securities markets have far lower trading volumes and less liquidity than developed markets.
- **Foreign Securities Risk** — Foreign investments often involve special risks not present in U.S. investments that can increase the chances that the Fund will lose money. These risks include:
  - The Fund generally holds its foreign securities and cash in foreign banks and securities depositories, which may be recently organized or new to the foreign custody business and may be subject to only limited or no regulatory oversight.
  - Changes in foreign currency exchange rates can affect the value of the Fund's portfolio.
  - The economies of certain foreign markets may not compare favorably with the economy of the United States with respect to such issues as growth of gross national product, reinvestment of capital, resources and balance of payments position.
  - The governments of certain countries, or the U.S. Government with respect to certain countries, may prohibit or impose substantial restrictions through capital controls and/or sanctions on foreign investments in the capital markets or certain industries in those countries, which may prohibit or restrict the ability to own or transfer currency, securities, derivatives or other assets.
  - Many foreign governments do not supervise and regulate stock exchanges, brokers and the sale of securities to the same extent as does the United States and may not have laws to protect investors that are comparable to U.S. securities laws.
  - Settlement and clearance procedures in certain foreign markets may result in delays in payment for or delivery of securities not typically associated with settlement and clearance of U.S. investments.
  - The Fund's claims to recover foreign withholding taxes may not be successful, and if the likelihood of recovery of foreign withholding taxes materially decreases, due to, for example, a change in tax regulation or approach in the foreign country, accruals in the Fund's net asset value for such refunds may be written down partially or in full, which will adversely affect the Fund's net asset value.
  - The European financial markets have recently experienced volatility and adverse trends due to concerns about economic downturns in, or rising government debt levels of, several European countries as well as acts of war in the region. These events may spread to other countries in Europe and may affect the value and liquidity of certain of the Fund's investments.
- **Geographic Risk** — A natural disaster could occur in a geographic region in which the Fund invests, which could adversely affect the economy or the business operations of companies in the specific geographic region, causing an adverse impact on the Fund's investments in, or which are exposed to, the affected region.
- **High Portfolio Turnover Risk** — The Fund may engage in active and frequent trading of its portfolio securities. High portfolio turnover (more than 100%) may result in increased transaction costs to the Fund, including brokerage commissions, dealer mark-ups and other transaction costs on the sale of the securities and on reinvestment in other securities. The sale of Fund portfolio securities may result in the realization and/or distribution to shareholders of higher capital gains or losses as compared to a fund with less active trading policies. These effects of higher than normal portfolio turnover may adversely affect Fund performance.
- **Income Risk** — Income risk is the risk that the Fund's yield will vary as short-term securities in its portfolio mature and the proceeds are reinvested in securities with different interest rates.
- **Indexed and Inverse Securities Risk** — Indexed and inverse securities provide a potential return based on a particular index of value or interest rates. The Fund's return on these securities will be subject to risk with respect to the value of the particular index. These securities are subject to leverage risk and correlation risk. Certain indexed and inverse securities have greater sensitivity to changes in interest rates or index levels than other securities, and the Fund's investment in such instruments may decline significantly in value if interest rates or index levels move in a way Fund management does not anticipate.
- **Index-Related Risk** — There is no guarantee that an Underlying Fund's investment results will have a high degree of correlation to those of its underlying index or that the Underlying Fund will achieve its investment objective. Market disruptions or high volatility, other unusual market circumstances and regulatory restrictions could have an adverse effect on an Underlying Fund's ability to adjust its exposure to the required levels in order to track its underlying index. Errors in index data, index computations or the construction of an underlying index in accordance with its

methodology may occur from time to time and may not be identified and corrected by the index provider for a period of time or at all, which may have an adverse impact on an Underlying Fund and its shareholders. Unusual market conditions or other unforeseen circumstances (such as natural disasters, political unrest or war) may impact the index provider or a third-party data provider and could cause the index provider to postpone a scheduled rebalance. This could cause an underlying index to vary from its normal or expected composition.

An index fund has operating and other expenses while an index does not. As a result, while an Underlying Fund that is an index fund will attempt to track its underlying index as closely as possible, it will tend to underperform the underlying index to some degree over time. If an index fund is properly correlated to its stated index, the fund will perform poorly when the index performs poorly.

- **Inflation-Indexed Bonds Risk** — The principal value of an investment is not protected or otherwise guaranteed by virtue of the Fund's investments in inflation-indexed bonds.

Inflation-indexed bonds are fixed-income securities whose principal value is periodically adjusted according to the rate of inflation. If the index measuring inflation falls, the principal value of inflation-indexed bonds will be adjusted downward, and consequently the interest payable on these securities (calculated with respect to a smaller principal amount) will be reduced.

Repayment of the original bond principal upon maturity (as adjusted for inflation) is guaranteed in the case of U.S. Treasury inflation-indexed bonds. For bonds that do not provide a similar guarantee, the adjusted principal value of the bond repaid at maturity may be less than the original principal value.

The value of inflation-indexed bonds is expected to change in response to changes in real interest rates. Real interest rates are tied to the relationship between nominal interest rates and the rate of inflation. If nominal interest rates increase at a faster rate than inflation, real interest rates may rise, leading to a decrease in value of inflation-indexed bonds. Short-term increases in inflation may lead to a decline in value. Any increase in the principal amount of an inflation-indexed bond will be considered taxable ordinary income, even though investors do not receive their principal until maturity.

Periodic adjustments for inflation to the principal amount of an inflation-indexed bond may give rise to original issue discount, which will be includable in the Fund's gross income. Due to original issue discount, the Fund may be required to make annual distributions to shareholders that exceed the cash received, which may cause the Fund to liquidate certain investments when it is not advantageous to do so. Also, if the principal value of an inflation-indexed bond is adjusted downward due to deflation, amounts previously distributed in the taxable year may be characterized in some circumstances as a return of capital.

- **Investment Style Risk** — Under certain market conditions, growth investments have performed better during the later stages of economic expansion and value investments have performed better during periods of economic recovery. Therefore, these investment styles may over time go in and out of favor. At times when an investment style used by the Fund or an Underlying Fund is out of favor, the Fund may underperform other funds that use different investment styles.
- **Issuer Risk** — Fund performance depends on the performance of individual securities to which the Fund has exposure. Changes in the financial condition or credit rating of an issuer of those securities may cause the value of the securities to decline.
- **Junk Bonds Risk** — Although junk bonds generally pay higher rates of interest than investment grade bonds, junk bonds are high risk investments that are considered speculative and may cause income and principal losses for the Fund.
- **Management Risk** — If a passively managed ETF does not fully replicate the underlying index, it is subject to the risk that the manager's investment management strategy may not produce the intended results.
- **Mezzanine Securities Risk** — Mezzanine securities carry the risk that the issuer will not be able to meet its obligations and that the equity securities purchased with the mezzanine investments may lose value.
- **Model Risk** — The Fund seeks to pursue its investment objective by using proprietary models that incorporate quantitative analysis. Investments selected using these models may perform differently than as forecasted due to the factors incorporated into the models and the weighting of each factor, changes from historical trends, and issues in the construction and implementation of the models (including, but not limited to, software issues and other technological issues). There is no guarantee that BlackRock's use of these models will result in effective investment decisions for the Fund.

The information and data used in the models may be supplied by third parties. Inaccurate or incomplete data may limit the effectiveness of the models. In addition, some of the data that BlackRock uses may be historical data, which may not accurately predict future market movement. There is a risk that the models will not be successful in selecting investments or in determining the weighting of investment positions that will enable the Fund to achieve its investment objective.

- **Mortgage- and Asset-Backed Securities Risks** — Mortgage- and asset-backed securities represent interests in “pools” of mortgages or other assets, including consumer loans or receivables held in trust. Mortgage- and asset-backed securities are subject to credit, interest rate, prepayment and extension risks. These securities also are subject to risk of default on the underlying mortgage or asset, particularly during periods of economic downturn. Small movements in interest rates (both increases and decreases) may quickly and significantly reduce the value of certain mortgage-backed securities.
- **Municipal Securities Risks** — Municipal securities risks include the ability of the issuer to repay the obligation, the relative lack of information about certain issuers of municipal securities, and the possibility of future legislative changes which could affect the market for and value of municipal securities. These risks include:
  - General Obligation Bonds Risks* — Timely payments depend on the issuer’s credit quality, ability to raise tax revenues and ability to maintain an adequate tax base.
  - Revenue Bonds Risks* — These payments depend on the money earned by the particular facility or class of facilities, or the amount of revenues derived from another source.
  - Private Activity Bonds Risks* — Municipalities and other public authorities issue private activity bonds to finance development of industrial facilities for use by a private enterprise. The private enterprise pays the principal and interest on the bond, and the issuer does not pledge its full faith, credit and taxing power for repayment.
  - Moral Obligation Bonds Risks* — Moral obligation bonds are generally issued by special purpose public authorities of a state or municipality. If the issuer is unable to meet its obligations, repayment of these bonds becomes a moral commitment, but not a legal obligation, of the state or municipality.
  - Municipal Notes Risks* — Municipal notes are shorter term municipal debt obligations. If there is a shortfall in the anticipated proceeds, the notes may not be fully repaid and the Fund may lose money.
  - Municipal Lease Obligations Risks* — In a municipal lease obligation, the issuer agrees to make payments when due on the lease obligation. Although the issuer does not pledge its unlimited taxing power for payment of the lease obligation, the lease obligation is secured by the leased property.
  - Tax-Exempt Status Risk* — The Fund and its investment manager will rely on the opinion of issuers’ bond counsel and, in the case of derivative securities, sponsors’ counsel, on the tax-exempt status of interest on municipal bonds and payments under derivative securities. Neither the Fund nor its investment manager will independently review the bases for those tax opinions, which may ultimately be determined to be incorrect and subject the Fund and its shareholders to substantial tax liabilities.
- **National Closed Market Trading Risk** — To the extent that the underlying securities and/or other assets held by an Underlying Fund that is an ETF trade on foreign exchanges or in foreign markets that may be closed when the securities exchange on which the Underlying Fund’s shares trade is open, there are likely to be deviations between the current price of such an underlying security and the last quoted price for the underlying security (i.e., an Underlying Fund’s quote from the closed foreign market). The impact of a closed foreign market on an Underlying Fund is likely to be greater where a large portion of the Underlying Fund’s underlying securities and/or other assets trade on that closed foreign market or when the foreign market is closed for unscheduled reasons. These deviations could result in premiums or discounts to one or more of the Underlying Funds’ net asset values that may be greater than those experienced by other ETFs.
- **“New Issues” Risk** — “New issues” are initial public offerings (“IPOs”) of equity securities. Securities issued in IPOs have no trading history, and information about the companies may be available for very limited periods. In addition, the prices of securities sold in IPOs may be highly volatile or may decline shortly after the IPO.
- **Passive Investment Risk** — Because BFA does not select individual companies in the underlying indexes for certain Underlying Funds, those Underlying Funds may hold securities of companies that present risks that an investment adviser researching individual securities might seek to avoid.
- **Pay-in-kind Bonds Risk** — Similar to zero coupon obligations, pay-in-kind bonds also carry additional risk as holders of these types of securities realize no cash until the cash payment date unless a portion of such securities is sold and, if the issuer defaults, the Fund may obtain no return at all on its investment. The market price of pay-in-kind bonds is affected by interest rate changes to a greater extent, and therefore tends to be more volatile, than that of securities which pay interest in cash.
- **Preferred Securities Risk** — Preferred securities may pay fixed or adjustable rates of return. Preferred securities are subject to issuer-specific and market risks applicable generally to equity securities. In addition, a company’s preferred securities generally pay dividends only after the company makes required payments to holders of its bonds and other debt. For this reason, the value of preferred securities will usually react more strongly than bonds and other debt to actual or perceived changes in the company’s financial condition or prospects. Preferred securities of smaller companies may be more vulnerable to adverse developments than preferred securities of larger companies.

- **Real Estate-Related Securities Risk** — The main risk of real estate-related securities is that the value of the underlying real estate may go down. Many factors may affect real estate values. These factors include both the general and local economies, vacancy rates, tenant bankruptcies, the ability to re-lease space under expiring leases on attractive terms, the amount of new construction in a particular area, the laws and regulations (including zoning, environmental and tax laws) affecting real estate and the costs of owning, maintaining and improving real estate. The availability of mortgage financing and changes in interest rates may also affect real estate values. If the Fund's real estate-related investments are concentrated in one geographic area or in one property type, the Fund will be particularly subject to the risks associated with that area or property type. Many issuers of real estate-related securities are highly leveraged, which increases the risk to holders of such securities. The value of the securities the Fund buys will not necessarily track the value of the underlying investments of the issuers of such securities.
- **REIT Investment Risk** — Investments in REITs involve unique risks. REITs may have limited financial resources, may trade less frequently and in limited volume, may engage in dilutive offerings of securities and may be more volatile than other securities. REIT issuers may also fail to maintain their exemptions from investment company registration or fail to qualify for the "dividends paid deduction" under the Internal Revenue Code of 1986, as amended (the "Internal Revenue Code"), which allows REITs to reduce their corporate taxable income for dividends paid to their shareholders.
- **Representative Sampling Risk** — Representative sampling is a method of indexing that involves investing in a representative sample of securities that collectively have a similar investment profile to the index and resemble the index in terms of risk factors and other key characteristics. An ETF may or may not hold every security in the index. When an ETF deviates from a full replication indexing strategy to utilize a representative sampling strategy, the ETF is subject to an increased risk of tracking error, in that the securities selected in the aggregate for the ETF may not have an investment profile similar to those of its index.
- **Repurchase Agreements and Purchase and Sale Contracts Risk** — If the other party to a repurchase agreement or purchase and sale contract defaults on its obligation under the agreement, the Fund may suffer delays and incur costs or lose money in exercising its rights under the agreement. If the seller fails to repurchase the security in either situation and the market value of the security declines, the Fund may lose money.
- **Reverse Repurchase Agreements Risk** — Reverse repurchase agreements involve the sale of securities held by the Fund with an agreement to repurchase the securities at an agreed-upon price, date and interest payment. Reverse repurchase agreements involve the risk that the other party may fail to return the securities in a timely manner or at all. The Fund could lose money if it is unable to recover the securities and the value of the collateral held by the Fund, including the value of the investments made with cash collateral, is less than the value of the securities. These events could also trigger adverse tax consequences for the Fund. In addition, reverse repurchase agreements involve the risk that the interest income earned in the investment of the proceeds will be less than the interest expense.
- **Risks of Loan Assignments and Participations** — As the purchaser of an assignment, the Fund typically succeeds to all the rights and obligations of the assigning institution and becomes a lender under the credit agreement with respect to the debt obligation; however, the Fund may not be able unilaterally to enforce all rights and remedies under the loan and with regard to any associated collateral. Because assignments may be arranged through private negotiations between potential assignees and potential assignors, the rights and obligations acquired by the Fund as the purchaser of an assignment may differ from, and be more limited than, those held by the assigning lender. In addition, if the loan is foreclosed, the Fund could become part owner of any collateral and could bear the costs and liabilities of owning and disposing of the collateral. The Fund may be required to pass along to a purchaser that buys a loan from the Fund by way of assignment a portion of any fees to which the Fund is entitled under the loan. In connection with purchasing participations, the Fund generally will have no right to enforce compliance by the borrower with the terms of the loan agreement relating to the loan, nor any rights of set-off against the borrower, and the Fund may not directly benefit from any collateral supporting the loan in which it has purchased the participation. As a result, the Fund will be subject to the credit risk of both the borrower and the lender that is selling the participation. In the event of the insolvency of the lender selling a participation, the Fund may be treated as a general creditor of the lender and may not benefit from any set-off between the lender and the borrower.
- **Second Lien Loans Risk** — Second lien loans generally are subject to similar risks as those associated with investments in senior loans. Because second lien loans are subordinated or unsecured and thus lower in priority of payment to senior loans, they are subject to the additional risk that the cash flow of the borrower and property securing the loan or debt, if any, may be insufficient to meet scheduled payments after giving effect to the senior secured obligations of the borrower.
- **Senior Loans Risk** — There is less readily available, reliable information about most senior loans than is the case for many other types of securities. An economic downturn generally leads to a higher non-payment rate, and a senior loan may lose significant value before a default occurs. Moreover, any specific collateral used to secure a senior loan may decline in value or become illiquid, which would adversely affect the senior loan's value. No active trading market may exist for certain senior loans, which may impair the ability of the Fund to realize full value in the event of the need to sell a senior loan and which may make it difficult to value senior loans. Although senior loans in which

the Fund will invest generally will be secured by specific collateral, there can be no assurance that liquidation of such collateral would satisfy the borrower's obligation in the event of non-payment of scheduled interest or principal or that such collateral could be readily liquidated. To the extent that a senior loan is collateralized by stock in the borrower or its subsidiaries, such stock may lose all of its value in the event of the bankruptcy of the borrower. Uncollateralized senior loans involve a greater risk of loss.

- **Shares of an ETF May Trade at Prices Other Than Net Asset Value** — Shares of an ETF trade on exchanges at prices at, above or below their most recent net asset value ("NAV"). The per share net asset value of an ETF is calculated at the end of each business day and fluctuates with changes in the market value of the ETF's holdings since the most recent calculation. The trading prices of an ETF's shares fluctuate continuously throughout trading hours based on market supply and demand rather than net asset value. The trading prices of an ETF's shares may deviate significantly from net asset value during periods of market volatility. Any of these factors may lead to an ETF's shares trading at a premium or discount to net asset value. However, because shares can be created and redeemed in creation units, which are aggregated blocks of shares that authorized participants who have entered into agreements with the ETF's distributor can purchase or redeem directly from the ETF, at net asset value (unlike shares of many closed-end funds, which frequently trade at appreciable discounts from, and sometimes at premiums to, their net asset values), large discounts or premiums to the net asset value of an ETF are not likely to be sustained over the long-term. While the creation/redemption feature is designed to make it likely that an ETF's shares normally trade on exchanges at prices close to the ETF's next calculated net asset value, exchange prices are not expected to correlate exactly with an ETF's net asset value due to timing reasons as well as market supply and demand factors. In addition, disruptions to creations and redemptions or the existence of extreme market volatility may result in trading prices that differ significantly from net asset value. If a shareholder purchases at a time when the market price is at a premium to the net asset value or sells at a time when the market price is at a discount to the net asset value, the shareholder may sustain losses.
- **Short Sales Risk** — Because making short sales in securities that it does not own exposes the Fund to the risks associated with those securities, such short sales involve speculative exposure risk. The Fund will incur a loss as a result of a short sale if the price of the security increases between the date of the short sale and the date on which the Fund replaces the security sold short.
- **Small and Mid-Capitalization Company Risk** — Companies with small or mid-size market capitalizations will normally have more limited product lines, markets and financial resources and will be dependent upon a more limited management group than larger capitalized companies. In addition, it is more difficult to get information on smaller companies, which tend to be less well known, have shorter operating histories, do not have significant ownership by large investors and are followed by relatively few securities analysts.
- **Small Cap and Emerging Growth Securities Risk** — Small cap or emerging growth companies may have limited product lines or markets. They may be less financially secure than larger, more established companies. They may depend on a more limited management group than larger capitalized companies.
- **Sovereign Debt Risk** — Sovereign debt instruments are subject to the risk that a governmental entity may delay or refuse to pay interest or repay principal on its sovereign debt, due, for example, to cash flow problems, insufficient foreign currency reserves, political considerations, the relative size of the governmental entity's debt position in relation to the economy or the failure to put in place economic reforms required by the International Monetary Fund or other multilateral agencies.
- **Structured Notes Risk** — Structured notes and other related instruments purchased by the Fund are generally privately negotiated debt obligations where the principal and/or interest is determined by reference to the performance of a specific asset, benchmark asset, market or interest rate ("reference measure"). The purchase of structured notes exposes the Fund to the credit risk of the issuer of the structured product. Structured notes may be leveraged, increasing the volatility of each structured note's value relative to the change in the reference measure. Structured notes may also be less liquid and more difficult to price accurately than less complex securities and instruments or more traditional debt securities.
- **Structured Products Risk** — Holders of structured products bear risks of the underlying investments, index or reference obligation and are subject to counterparty risk. The Fund may have the right to receive payments only from the structured product, and generally does not have direct rights against the issuer or the entity that sold the assets to be securitized. Certain structured products may be thinly traded or have a limited trading market. In addition to the general risks associated with debt securities discussed herein, structured products carry additional risks, including, but not limited to: the possibility that distributions from collateral securities will not be adequate to make interest or other payments; the quality of the collateral may decline in value or default; and the possibility that the structured products are subordinate to other classes. Structured notes are based upon the movement of one or more factors, including currency exchange rates, interest rates, reference bonds and stock indices, and changes in interest rates and impact of these factors may cause significant price fluctuations. Additionally, changes in the reference instrument or security may cause the interest rate on the structured note to be reduced to zero.

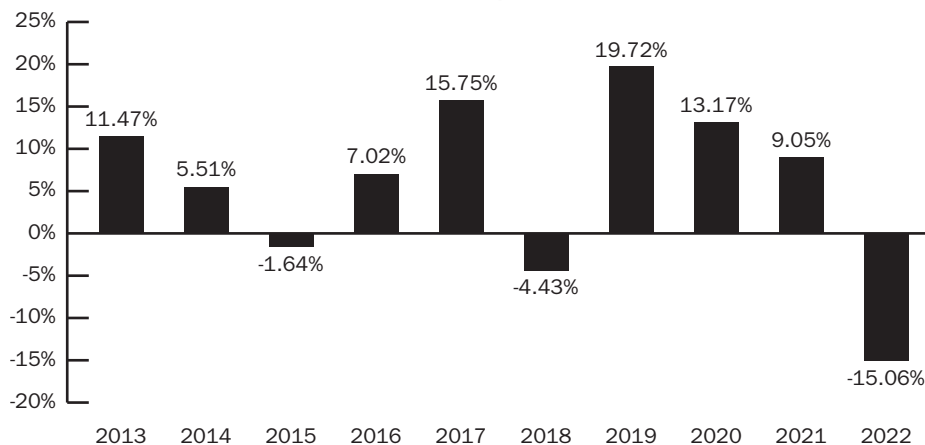
- **Supranational Entities Risk** — The Fund may invest in obligations issued or guaranteed by the World Bank. The government members, or “stockholders,” usually make initial capital contributions to the World Bank and in many cases are committed to make additional capital contributions if the World Bank is unable to repay its borrowings. There is no guarantee that one or more stockholders of the World Bank will continue to make any necessary additional capital contributions. If such contributions are not made, the entity may be unable to pay interest or repay principal on its debt securities, and the Fund may lose money on such investments.
- **Tender Option Bonds and Related Securities Risk** — The Fund’s participation in tender option bond transactions may reduce the Fund’s returns and/or increase volatility. Investments in tender option bond transactions expose the Fund to counterparty risk and leverage risk. An investment in a tender option bond transaction typically will involve greater risk than an investment in a municipal fixed rate security, including the risk of loss of principal. Distributions on residual inverse floating rate interest tender option bonds (“TOB Residuals”) will bear an inverse relationship to short-term municipal security interest rates. Distributions on TOB Residuals paid to the Fund will be reduced or, in the extreme, eliminated as short-term municipal interest rates rise and will increase when short-term municipal interest rates fall. TOB Residuals generally will underperform the market for fixed rate municipal securities in a rising interest rate environment. The Fund may invest in beneficial interests in a special purpose trust formed for the purpose of holding Municipal Bonds contributed by one or more funds (a “TOB Trust”) on either a non-recourse or recourse basis. If the Fund invests in a TOB Trust on a recourse basis, it could suffer losses in excess of the value of its TOB Residuals.
- **Tracking Error Risk** — Tracking error is the divergence of an Underlying Fund’s performance from that of its underlying index. Tracking error may occur because of differences between the securities and other instruments held in an Underlying Fund’s portfolio and those included in its underlying index, pricing differences (including, as applicable, differences between a security’s price at the local market close and an Underlying Fund’s valuation of a security at the time of calculation of an Underlying Fund’s NAV, differences in transaction costs, an Underlying Fund’s holding of uninvested cash, differences in timing of the accrual of or the valuation of dividends or other distributions, interest, the requirements to maintain pass-through tax treatment, portfolio transactions carried out to minimize the distribution of capital gains to shareholders, changes to an underlying index and the cost to an Underlying Fund of complying with various new or existing regulatory requirements. These risks may be heightened during times of increased market volatility or other unusual market conditions. In addition, tracking error may result because an Underlying Fund incurs fees and expenses, while its underlying index does not.
- **U.S. Government Issuer Risk** — Treasury obligations may differ in their interest rates, maturities, times of issuance and other characteristics. Obligations of U.S. Government agencies and authorities are supported by varying degrees of credit but generally are not backed by the full faith and credit of the U.S. Government. No assurance can be given that the U.S. Government will provide financial support to its agencies and authorities if it is not obligated by law to do so.
- **U.S. Government Mortgage-Related Securities Risk** — There are a number of important differences among the agencies and instrumentalities of the U.S. Government that issue mortgage-related securities and among the securities that they issue. Mortgage-related securities guaranteed by the Government National Mortgage Association (“GNMA” or “Ginnie Mae”) are guaranteed as to the timely payment of principal and interest by GNMA and such guarantee is backed by the full faith and credit of the United States. GNMA securities also are supported by the right of GNMA to borrow funds from the U.S. Treasury to make payments under its guarantee. Mortgage-related securities issued by Fannie Mae or Freddie Mac are solely the obligations of Fannie Mae or Freddie Mac, as the case may be, and are not backed by or entitled to the full faith and credit of the United States but are supported by the right of the issuer to borrow from the Treasury.
- **Variable and Floating Rate Instrument Risk** — Variable and floating rate securities provide for periodic adjustment in the interest rate paid on the securities. These securities may be subject to greater illiquidity risk than other fixed income securities, meaning the absence of an active market for these securities could make it difficult for the Fund to dispose of them at any given time.
- **Warrants Risk** — If the price of the underlying stock does not rise above the exercise price before the warrant expires, the warrant generally expires without any value and the Fund will lose any amount it paid for the warrant. Thus, investments in warrants may involve substantially more risk than investments in common stock. Warrants may trade in the same markets as their underlying stock; however, the price of the warrant does not necessarily move with the price of the underlying stock.
- **When-Issued and Delayed Delivery Securities and Forward Commitments Risk** — When-issued and delayed delivery securities and forward commitments involve the risk that the security the Fund buys will lose value prior to its delivery. There also is the risk that the security will not be issued or that the other party to the transaction will not meet its obligation. If this occurs, the Fund may lose both the investment opportunity for the assets it set aside to pay for the security and any gain in the security’s price.
- **Zero Coupon Securities Risk** — While interest payments are not made on such securities, holders of such securities are deemed to have received income (“phantom income”) annually, notwithstanding that cash may not be received currently. The effect of owning instruments that do not make current interest payments is that a fixed yield is earned not only on the original investment but also, in effect, on all discount accretion during the life of the

obligations. This implicit reinvestment of earnings at a fixed rate eliminates the risk of being unable to invest distributions at a rate as high as the implicit yield on the zero coupon bond, but at the same time eliminates the holder's ability to reinvest at higher rates in the future. For this reason, some of these securities may be subject to substantially greater price fluctuations during periods of changing market interest rates than are comparable securities that pay interest currently. Longer term zero coupon bonds are more exposed to interest rate risk than shorter term zero coupon bonds. These investments benefit the issuer by mitigating its need for cash to meet debt service, but also require a higher rate of return to attract investors who are willing to defer receipt of cash.

## Performance Information

The information shows you how LifePath Dynamic 2025 Fund's performance has varied year by year and provides some indication of the risks of investing in the Fund. The bar chart shows the returns for Class K Shares of the Fund for each of the last ten calendar years. The average annual total returns table compares the performance of the Fund to that of the Russell 1000® Index and the LifePath Dynamic 2025 Fund Custom Benchmark, a customized weighted index comprised of the Bloomberg U.S. Aggregate Bond Index, Bloomberg U.S. Treasury Inflation Protected Securities (TIPS) Index (Series-L), FTSE EPRA Nareit Developed Index, MSCI ACWI ex USA IMI Index, Russell 1000® Index and Russell 2000® Index, which are representative of the asset classes in which the Fund invests according to their weightings as of March 31, 2022. The weightings of the indices in the LifePath Dynamic 2025 Fund Custom Benchmark are adjusted periodically to reflect the investment adviser's evaluation and adjustment of the Fund's asset allocation strategy. The returns of the LifePath Dynamic 2025 Fund Custom Benchmark shown in the average annual total returns table are not recalculated or restated when they are adjusted to reflect the Fund's asset allocation strategy but rather reflect the LifePath Dynamic 2025 Fund Custom Benchmark's actual allocation over time, which may be different from the current allocation. Effective July 29, 2022, the LifePath Dynamic 2025 Fund Custom Benchmark against which the Fund measures its performance will be changed to remove Bloomberg U.S. Aggregate Bond Index and to add Bloomberg U.S. Long Credit Bond Index, Bloomberg U.S. Intermediate Credit Bond Index, Bloomberg U.S. Long Government Bond Index, Bloomberg U.S. Intermediate Government Bond Index and Bloomberg U.S. Securitized: MBS, ABS and CMBS Index. Fund management believes that the updated LifePath Dynamic 2025 Fund Custom Benchmark is more representative of the sectors in which the Fund invests. Effective March 31, 2018, the investment adviser determined not to allocate any of the Fund's assets to underlying funds that invest primarily in commodities. Performance for the periods shown prior to March 31, 2018 is based on the prior target asset allocation. Effective November 7, 2016, the Fund changed its investment strategy to (i) incorporate a Global Tactical Asset Allocation into its glidepath, (ii) increase the flexibility of its equity allocations and (iii) diversify its fixed-income strategies. Performance for the periods shown between December 14, 2015 and November 7, 2016 is based on the prior investment strategy. Effective December 14, 2015, the Fund changed its investment strategy to (i) incorporate a dynamic glidepath and (ii) invest directly in securities and derivatives, as well as in underlying funds. Performance for the periods shown prior to December 14, 2015 is based on the prior investment strategy. Effective November 28, 2014, the Fund changed its glide path and target asset allocation to target higher levels of equity exposure for the Fund throughout the glide path. Performance for the periods shown prior to November 28, 2014 is based on the prior glide path and target asset allocation. To the extent that dividends and distributions have been paid by the Fund, the performance information of the Fund in the chart and table assumes reinvestment of the dividends and distributions. The table includes all applicable fees. How the Fund performed in the past (before and after taxes) is not necessarily an indication of how it will perform in the future. If BFA, BAL and their affiliates had not waived or reimbursed certain Fund expenses during these periods, the Fund's returns would have been lower. Updated information on the Fund's performance, including its current net asset value, can be obtained by visiting <http://www.blackrock.com> or can be obtained by phone at (800) 882-0052.

**Class K Shares  
ANNUAL TOTAL RETURNS  
LifePath Dynamic 2025 Fund  
As of 12/31**



During the ten-year period shown in the bar chart, the highest return for a quarter was 13.49% (quarter ended June 30, 2020) and the lowest return for a quarter was -13.44% (quarter ended March 31, 2020).

**For the periods ended 12/31/22**

**Average Annual Total Returns**

	<b>1 Year</b>	<b>5 Years</b>	<b>10 Years</b>
LifePath Dynamic 2025 Fund — Class K Shares			
Return Before Taxes	(15.06)%	3.70%	5.56%
Return After Taxes on Distributions	(15.30)%	1.65%	3.70%
Return After Taxes on Distributions and Sale of Fund Shares	(8.85)%	2.26%	3.82%
LifePath Dynamic 2025 Fund Custom Benchmark (Reflects no deduction for fees, expenses or taxes)	(15.63)%	3.21%	5.27%
Russell 1000® Index (Reflects no deduction for fees, expenses or taxes)	(19.13)%	9.13%	12.37%

After-tax returns are calculated using the historical highest individual federal marginal income tax rates and do not reflect the impact of state and local taxes. Actual after-tax returns depend on the investor's tax situation and may differ from those shown, and the after-tax returns shown are not relevant to investors who hold their shares through tax-deferred arrangements, such as 401(k) plans or individual retirement accounts.

**Investment Adviser**

The Fund's investment adviser is BlackRock Fund Advisors (previously defined as "BFA"). The Fund's sub-advisers are BlackRock International Limited and BlackRock (Singapore) Limited. Where applicable, "BFA" refers also to the Fund's sub-advisers.

**Portfolio Managers**

<b>Name</b>	<b>Portfolio Manager of the Fund Since</b>	<b>Title</b>
Philip Green	2016	Managing Director of BlackRock, Inc.
Chris Chung, CFA	2020	Managing Director of BlackRock, Inc.

**Purchase and Sale of Fund Shares**

Class K Shares of the Fund are available only to (i) certain employee benefit plans, such as health savings accounts, and certain employer-sponsored retirement plans (not including SEP IRAs, SIMPLE IRAs and SARSEPs) (collectively, "Employer-Sponsored Retirement Plans"), (ii) collective trust funds, investment companies and other pooled investment vehicles, each of which may purchase shares of the Fund through a Financial Intermediary that has entered into an agreement with the Fund's distributor to purchase such shares, (iii) "Institutional Investors," which include, but are not limited to, endowments, foundations, family offices, banks and bank trusts, local, city, and state governmental institutions, corporations and insurance company separate accounts, each of which may purchase shares of the Fund through a Financial Intermediary that has entered into an agreement with the Fund's distributor to purchase such shares, (iv) clients of private banks that purchase shares of the Fund through a Financial Intermediary that has entered into an agreement with the Fund's distributor to sell such shares; (v) fee-based advisory platforms of a Financial Intermediary that (a) has specifically acknowledged in a written agreement with the Fund's distributor and/or its affiliate(s) that the Financial Intermediary shall offer such shares to fee-based advisory clients through an omnibus account held at the Fund or (b) transacts in the Fund's shares through another intermediary that has executed such an agreement and (vi) any other investors who met the eligibility criteria for BlackRock Shares or Class K Shares prior to August 15, 2016 and have continually held Class K Shares of the Fund in the same account since August 15, 2016.

You may purchase or redeem shares of the Fund each day the New York Stock Exchange is open. Purchase orders may also be placed by calling (800) 537-4942, by mail (c/o BlackRock Funds III, P.O. Box 534429, Pittsburgh, Pennsylvania 15253-4429), or online at [www.blackrock.com](http://www.blackrock.com). Institutional Investors are subject to a \$5 million minimum initial investment requirement. Other investors, including Employer-Sponsored Retirement Plans, have no minimum initial investment requirement. There is no minimum investment amount for additional purchases.



## **Tax Information**

---

Different income tax rules apply depending on whether you are invested through a qualified tax-exempt plan described in section 401(a) of the Internal Revenue Code. If you are invested through such a plan (and Fund shares are not “debt-financed property” to the plan), then the dividends paid by the Fund and the gain realized from a redemption or exchange of Fund shares will generally not be subject to U.S. federal income taxes until you withdraw or receive distributions from the plan. If you are not invested through such a plan, then the Fund’s dividends and gain from a redemption or exchange may be subject to U.S. federal income taxes and may be taxed as ordinary income or capital gains, unless you are a tax-exempt investor.

## **Payments to Broker/Dealers and Other Financial Intermediaries**

---

If you purchase shares of the Fund through a Financial Intermediary, the Fund and BlackRock Investments, LLC, the Fund’s distributor, or its affiliates may pay the Financial Intermediary for the sale of Fund shares and related services. These payments may create a conflict of interest by influencing the Financial Intermediary and your individual financial professional to recommend the Fund over another investment.

Class K Shares are only available through a Financial Intermediary if the Financial Intermediary will not receive from Fund assets, or the Fund’s distributor’s or an affiliate’s resources, any commission payments, shareholder servicing fees (including sub-transfer agent and networking fees), or distribution fees (including Rule 12b-1 fees) with respect to assets invested in Class K Shares.

Ask your individual financial professional or visit your Financial Intermediary’s website for more information.

# Fund Overview

## Key Facts About BlackRock LifePath® Dynamic 2030 Fund

### Investment Objective

The investment objective of BlackRock LifePath® Dynamic 2030 Fund (“LifePath Dynamic 2030 Fund” or the “Fund”), a series of BlackRock Funds III (the “Trust”), is to seek to provide for retirement outcomes based on quantitatively measured risk. In pursuit of this objective, the Fund will be broadly diversified across global asset classes, with asset allocations becoming more conservative over time.

### Fees and Expenses of the Fund

The table below describes the fees and expenses that you may pay if you buy, hold and sell Class K Shares of LifePath Dynamic 2030 Fund. **You may pay other fees, such as brokerage commissions and other fees to your financial professional or your selected securities dealer, broker, investment adviser, service provider or industry professional (including BlackRock Fund Advisors (“BFA”) and its affiliates) (each, a “Financial Intermediary”), which are not reflected in the table and example below.**

Annual Fund Operating Expenses (expenses that you pay each year as a percentage of the value of your investment)	Class K Shares
Management Fee <sup>1,2,4</sup>	0.30%
Distribution and/or Service (12b-1) Fees	None
Other Expenses <sup>1,3,4,5</sup>	0.05%
Administration Fees <sup>1,3,4</sup>	0.04%
Independent Expenses <sup>5</sup>	0.01%
Acquired Fund Fees and Expenses <sup>1,4</sup>	0.24%
Total Annual Fund Operating Expenses <sup>4</sup>	0.59%
Fee Waivers and/or Expense Reimbursements <sup>1,5</sup>	(0.25)%
Total Annual Fund Operating Expenses After Fee Waivers and/or Expense Reimbursements <sup>1,5</sup>	0.34%

<sup>1</sup> As described in the “Management of the Funds” section of the Fund’s prospectus beginning on page 198, BlackRock Advisors, LLC (“BAL”) and BFA have contractually agreed to reimburse the Fund for Acquired Fund Fees and Expenses up to a maximum amount equal to the combined Management Fee and Administration Fee of each share class of the Fund, through June 30, 2024. In addition, BFA has contractually agreed to waive its management fees by the amount of investment advisory fees the Fund pays to BFA indirectly through its investment in money market funds managed by BFA or its affiliates, through June 30, 2024. The contractual agreements may be terminated upon 90 days’ notice by a majority of the non-interested trustees of the Trust or by a vote of a majority of the outstanding voting securities of the Fund.

<sup>2</sup> The Management Fee has been restated to reflect current fees.

<sup>3</sup> Administration Fees have been restated to reflect current fees.

<sup>4</sup> Total Annual Fund Operating Expenses do not correlate to the ratio of expenses to average net assets given in the Fund’s most recent annual report, which does not include Acquired Fund Fees and Expenses, restatement of the Management Fee or the restatement of the Administration Fees to reflect current fees.

<sup>5</sup> Independent Expenses consist of the Fund’s allocable portion of the fees and expenses of the independent trustees of the Trust, counsel to such independent trustees and the independent registered public accounting firm that provides audit services to the Fund. BAL and BFA have contractually agreed to reimburse, or provide offsetting credits to, the Fund for Independent Expenses through June 30, 2033. After giving effect to such contractual arrangements, Independent Expenses will be 0.00%. Such contractual arrangements may not be terminated prior to July 1, 2033 without the consent of the Board of Trustees of the Trust.

### Example:

This Example is intended to help you compare the cost of investing in Class K Shares of the Fund with the cost of investing in other mutual funds. The Example assumes that you invest \$10,000 in Class K Shares of the Fund for the time periods indicated and then redeem all of your shares at the end of those periods. The Example also assumes that your investment has a 5% return each year and that Class K Shares of the Fund’s operating expenses remain the same. Although your actual costs may be higher or lower, based on these assumptions your costs would be:

	1 Year	3 Years	5 Years	10 Years
Class K Shares	\$35	\$162	\$300	\$703

### Portfolio Turnover:

The Fund pays transaction costs, such as commissions, when it buys and sells securities (or “turns over” its portfolio). A higher portfolio turnover rate may indicate higher transaction costs and may result in higher taxes when shares are held in a taxable account. These costs, which are not reflected in annual fund operating expenses or in the Example,

affect the Fund’s performance. During the most recent fiscal year, the Fund’s portfolio turnover rate was 11% of the average value of its portfolio.

### **Principal Investment Strategies of the Fund**

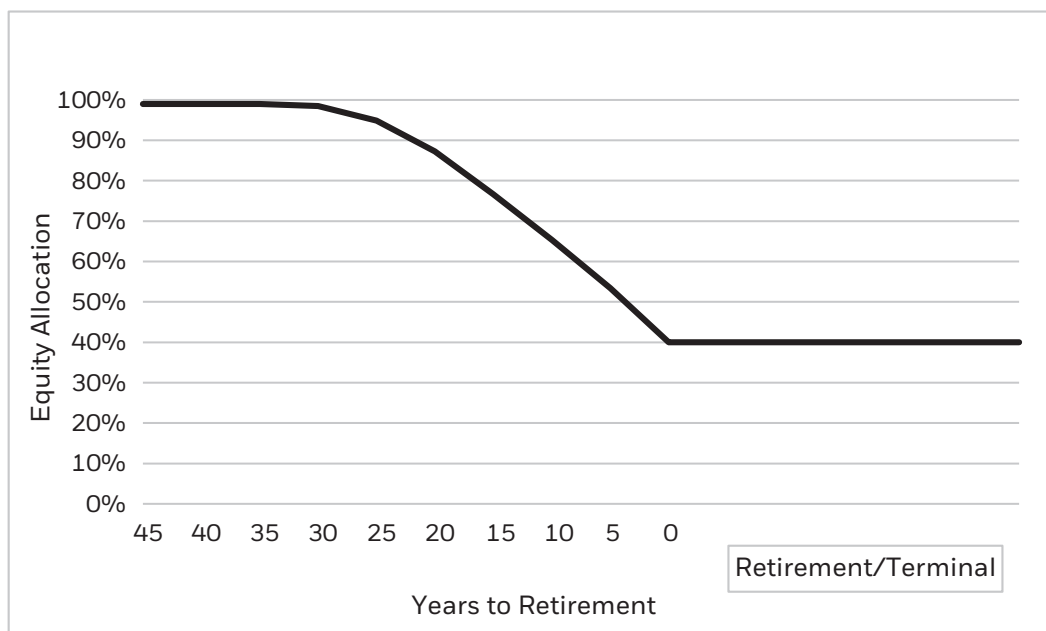
LifePath Dynamic 2030 Fund allocates and reallocates its assets among a combination of equity, bond and money market funds (the “Underlying Funds”) and derivatives in proportions based on its own comprehensive investment strategy. Under normal circumstances, the Fund intends to invest primarily in affiliated open-end funds and affiliated exchange-traded funds (“ETFs”), some of which may be index funds.

The Fund may, when consistent with its investment goal, buy or sell options or futures, or enter into total return swaps and foreign currency transactions (collectively, commonly known as derivatives). The Fund may seek to obtain market exposure to the securities in which it primarily invests by entering into a series of purchase and sale contracts or by using other investment techniques (such as reverse repurchase agreements or dollar rolls). The Fund may use derivatives as a substitute for taking a position in an Underlying Fund and/or as part of a strategy to reduce exposure to certain risks. The Fund may also use derivatives to enhance return, in which case their use may involve leveraging risk. Derivatives that are used as a substitute for taking a position in an Underlying Fund, to reduce exposure to risks (other than duration or currency risk) or to enhance return will increase or decrease the Fund’s equity or fixed income allocations for purposes of the glide path by the notional amount of such derivatives. Derivatives that are used to manage duration or hedge currency risk will not be allocated to the Fund’s equity or fixed income allocations for purposes of the glide path.

The Fund is designed for investors expecting to retire or to begin withdrawing assets around the year 2030. The Fund seeks to provide for retirement outcomes based on quantitatively measured risk. BFA employs a multi-dimensional approach to assess risk for the Fund and to determine the Fund’s allocation across asset classes. As part of this multi-dimensional approach, BFA aims to quantify risk using proprietary risk measurement tools that, among other things, analyze historical and forward-looking securities market data, including risk, asset class correlations, and expected returns. As of March 31, 2023, the Fund held approximately 63% of its assets (including notional exposure through derivatives) in equity Underlying Funds and equity related derivatives, approximately 37% of its assets (including notional exposure through derivatives) in fixed income Underlying Funds and fixed income related derivatives and approximately 0% of its assets in cash (including cash offsets from derivatives) and Underlying Funds that invest primarily in money market instruments. Certain Underlying Funds may invest in equity securities of issuers that are primarily engaged in or related to the real estate industry, real estate investment trusts (“REITs”), foreign securities, emerging market securities, below investment-grade bonds, commodity-related instruments and derivative securities or instruments, such as options and futures, the value of which is derived from another security, a commodity, a currency or an index.

Under normal circumstances, the asset allocation will change over time according to a “glide path” as the Fund approaches its target date. The glide path below represents the shifting of asset classes over time. As the glide path shows, the Fund’s asset mix becomes more conservative — prior to retirement — as time elapses. This reflects the need for reduced investment risks as retirement approaches and the need for lower volatility of the Fund, which may be a primary source of income after retirement.

The following chart illustrates the glide path — the target allocation among asset classes as the Fund approaches its target date.



The following table lists the target allocation by years until retirement:

<b>Years Until Retirement</b>	<b>Equity Funds (includes REITs)<sup>1</sup></b>	<b>Fixed-Income Funds<sup>1</sup></b>
45	99%	1%
40	99%	1%
35	99%	1%
30	98%	2%
25	95%	5%
20	87%	13%
15	77%	23%
10	65%	35%
5	53%	47%
0	40%	60%

<sup>1</sup> BFA may adjust the allocation to equity and fixed-income in the Fund, based on an assessment of the current market conditions and the potential contribution of each asset class to the expected risk and return characteristics of the Fund. In general, the adjustments will be limited to +/- 10% relative to the target allocations.

The asset allocation targets are established by the portfolio managers. The investment team, including the portfolio managers, meets regularly to assess market conditions, review the asset allocation targets of the Fund, and determine whether any changes are required to enable the Fund to achieve its investment objective.

Although the asset allocation targets listed for the glide path are general, long-term targets, BFA may adjust the allocation to equity and fixed-income in the Fund, based on an assessment of the current market conditions and the potential contribution of each asset class to the expected risk and return characteristics of the Fund. In general, the adjustments will be limited to +/- 10% relative to the target allocations. BFA may determine, in light of market conditions or other factors, that a greater variation is warranted to protect the Fund or achieve its investment objective. Investments in Underlying Funds will be allocated towards the equity and fixed income percentages based on their classification. The Fund may also seek asset allocation to equity and fixed income by investing in funds that invest in a mix of equity and fixed income instruments (“multi-asset funds”). Investments in multi-asset funds will be allocated towards the equity and fixed income percentages listed for the glide path based on the multi-asset fund’s underlying investments in equity and fixed income instruments.

BFA’s second step in the structuring of the Fund is the selection of the Underlying Funds, equity securities and derivatives. Factors such as fund classifications, historical risk and performance, and the relationship to other Underlying Funds in the Fund are considered when selecting Underlying Funds. The specific Underlying Funds selected for the Fund are determined at BFA’s discretion and may change as deemed appropriate to allow the Fund to meet its investment objective. See the “Details About the Funds — Information About the Underlying Funds” section of the prospectus for a list of the Underlying Funds, their classification into equity, fixed income, multi-asset or money market funds and a brief description of their investment objectives and primary investment strategies. The specific securities or derivatives selected for the Fund are determined at BFA’s discretion and may change as deemed appropriate to allow the Fund to meet its investment objective.

Within the prescribed percentage allocations to equity and fixed-income, BFA seeks to diversify the Fund. The equity allocation may be further diversified by style (including both value and growth funds and issuers), market capitalization (including large cap, mid cap, small cap and emerging growth funds and issuers), region (including domestic and international (including emerging market) funds and issuers) or other factors. The fixed-income allocation may be further diversified by sector (including government, corporate, agency, and other sectors), duration (a calculation of the average life of a bond which measures its price risk), credit quality (including non-investment grade debt or junk bonds), geographic location (including U.S. and foreign-issued securities), or other factors. Though BFA seeks to diversify the Fund, certain Underlying Funds may concentrate their investments in specific sectors or geographic regions or countries. The percentage allocation to the various styles of equity and fixed-income are determined at the discretion of the investment team and can be changed to reflect the current market environment.

### ***Principal Risks of Investing in the Fund***

Risk is inherent in all investing. The value of your investment in LifePath Dynamic 2030 Fund, as well as the amount of return you receive on your investment, may fluctuate significantly from day to day and over time. You may lose part or all of your investment in the Fund or your investment may not perform as well as other similar investments. An investment in the Fund is not a bank deposit and it is not insured or guaranteed by the Federal Deposit Insurance Corporation or any other government agency. The following is a summary description of the principal risks of investing

in the Fund and/or the Underlying Funds. The Fund allocates and reallocates its assets among a combination of Underlying Funds and derivatives. Therefore, references to the Fund in the description of risks below may include the Underlying Funds in which the Fund invests, as applicable. The relative significance of each risk factor below may change over time and you should review each risk factor carefully.

## Principal Risks of the Fund's Investment Strategies

■ **Equity Securities Risk** — Stock markets are volatile. The price of equity securities fluctuates based on changes in a company's financial condition and overall market and economic conditions.

■ **Debt Securities Risk** — Debt securities, such as bonds, involve interest rate risk, credit risk, extension risk, and prepayment risk, among other things.

*Interest Rate Risk* — The market value of bonds and other fixed-income securities changes in response to interest rate changes and other factors. Interest rate risk is the risk that prices of bonds and other fixed-income securities will increase as interest rates fall and decrease as interest rates rise.

The Fund may be subject to a greater risk of rising interest rates due to the recent period of historically low interest rates. For example, if interest rates increase by 1%, assuming a current portfolio duration of ten years, and all other factors being equal, the value of the Fund's investments would be expected to decrease by 10%. (Duration is a measure of the price sensitivity of a debt security or portfolio of debt securities to relative changes in interest rates.) The magnitude of these fluctuations in the market price of bonds and other fixed-income securities is generally greater for those securities with longer maturities. Fluctuations in the market price of the Fund's investments will not affect interest income derived from instruments already owned by the Fund, but will be reflected in the Fund's net asset value. The Fund may lose money if short-term or long-term interest rates rise sharply in a manner not anticipated by Fund management.

To the extent the Fund invests in debt securities that may be prepaid at the option of the obligor (such as mortgage-backed securities), the sensitivity of such securities to changes in interest rates may increase (to the detriment of the Fund) when interest rates rise. Moreover, because rates on certain floating rate debt securities typically reset only periodically, changes in prevailing interest rates (and particularly sudden and significant changes) can be expected to cause some fluctuations in the net asset value of the Fund to the extent that it invests in floating rate debt securities.

These basic principles of bond prices also apply to U.S. Government securities. A security backed by the "full faith and credit" of the U.S. Government is guaranteed only as to its stated interest rate and face value at maturity, not its current market price. Just like other fixed-income securities, government-guaranteed securities will fluctuate in value when interest rates change.

A general rise in interest rates has the potential to cause investors to move out of fixed-income securities on a large scale, which may increase redemptions from funds that hold large amounts of fixed-income securities. Heavy redemptions could cause the Fund to sell assets at inopportune times or at a loss or depressed value and could hurt the Fund's performance.

*Credit Risk* — Credit risk refers to the possibility that the issuer of a debt security (i.e., the borrower) will not be able to make payments of interest and principal when due. Changes in an issuer's credit rating or the market's perception of an issuer's creditworthiness may also affect the value of the Fund's investment in that issuer. The degree of credit risk depends on both the financial condition of the issuer and the terms of the obligation.

*Extension Risk* — When interest rates rise, certain obligations will be paid off by the obligor more slowly than anticipated, causing the value of these obligations to fall.

*Prepayment Risk* — When interest rates fall, certain obligations will be paid off by the obligor more quickly than originally anticipated, and the Fund may have to invest the proceeds in securities with lower yields.

■ **Allocation Risk** — The Fund's ability to achieve its investment objective depends upon BFA'S skill in determining the Fund's strategic asset class allocation and in selecting the best mix of Underlying Funds and direct investments. There is a risk that BFA's evaluations and assumptions regarding asset classes or Underlying Funds may be incorrect in view of actual market conditions. In addition, the asset allocation or the combination of Underlying Funds determined by BFA could result in underperformance as compared to funds with similar investment objectives and strategies.

■ **Investments in Underlying Funds Risk** — The Fund's investments are concentrated in Underlying Funds, so the Fund's investment performance is directly related to the performance of the Underlying Funds. The Fund's net asset value will change with changes in the equity and bond markets and the value of the Underlying Funds and other securities in which it invests. An investment in the Fund will entail more direct and indirect costs and expenses than a direct investment in the Underlying Funds. For example, the Fund indirectly pays a portion of the expenses (including operating expenses and management fees) incurred by the Underlying Funds.

■ **Affiliated Fund Risk** — In managing the Fund, BFA will have authority to select and substitute underlying funds and ETFs. BFA may be subject to potential conflicts of interest in selecting underlying funds and ETFs because the fees paid to BFA by some underlying funds and ETFs are higher than the fees paid by other underlying funds and ETFs. However, BFA is a fiduciary to the Fund and is legally obligated to act in the Fund's best interests when selecting underlying funds and ETFs. If an underlying fund or ETF holds interests in an affiliated fund, the Fund may be prohibited from purchasing shares of that underlying fund or ETF.

■ **Market Risk and Selection Risk** — Market risk is the risk that one or more markets in which the Fund invests will go down in value, including the possibility that the markets will go down sharply and unpredictably. The value of a security or other asset may decline due to changes in general market conditions, economic trends or events that are not specifically related to the issuer of the security or other asset, or factors that affect a particular issuer or issuers, exchange, country, group of countries, region, market, industry, group of industries, sector or asset class. Local, regional or global events such as war, acts of terrorism, the spread of infectious illness or other public health issues like pandemics or epidemics, recessions, or other events could have a significant impact on the Fund and its investments. Selection risk is the risk that the securities selected by Fund management will underperform the markets, the relevant indices or the securities selected by other funds with similar investment objectives and investment strategies. This means you may lose money.

An outbreak of an infectious coronavirus (COVID-19) that was first detected in December 2019 developed into a global pandemic that has resulted in numerous disruptions in the market and has had significant economic impact leaving general concern and uncertainty. Although vaccines have been developed and approved for use by various governments, the duration of the pandemic and its effects cannot be predicted with certainty. The impact of this coronavirus, and other epidemics and pandemics that may arise in the future, could affect the economies of many nations, individual companies and the market in general ways that cannot necessarily be foreseen at the present time.

■ **Retirement Income Risk** — The Fund does not provide a guarantee that sufficient capital appreciation will be achieved to provide adequate income at and through retirement. The Fund also does not ensure that you will have assets in your account sufficient to cover your retirement expenses or that you will have enough saved to be able to retire in the target year identified in the Fund's name; this will depend on the amount of money you have invested in the Fund, the length of time you have held your investment, the returns of the markets over time, the amount you spend in retirement, and your other assets and income sources.

■ **Derivatives Risk** — The Fund's use of derivatives may increase its costs, reduce the Fund's returns and/or increase volatility. Derivatives involve significant risks, including:

*Leverage Risk* — The Fund's use of derivatives can magnify the Fund's gains and losses. Relatively small market movements may result in large changes in the value of a derivatives position and can result in losses that greatly exceed the amount originally invested.

*Market Risk* — Some derivatives are more sensitive to interest rate changes and market price fluctuations than other securities. The Fund could also suffer losses related to its derivatives positions as a result of unanticipated market movements, which losses are potentially unlimited. Finally, BFA may not be able to predict correctly the direction of securities prices, interest rates and other economic factors, which could cause the Fund's derivatives positions to lose value.

*Counterparty Risk* — Derivatives are also subject to counterparty risk, which is the risk that the other party in the transaction will be unable or unwilling to fulfill its contractual obligation, and the related risks of having concentrated exposure to such a counterparty.

*Illiquidity Risk* — The possible lack of a liquid secondary market for derivatives and the resulting inability of the Fund to sell or otherwise close a derivatives position could expose the Fund to losses and could make derivatives more difficult for the Fund to value accurately.

*Operational Risk* — The use of derivatives includes the risk of potential operational issues, including documentation issues, settlement issues, systems failures, inadequate controls and human error.

*Legal Risk* — The risk of insufficient documentation, insufficient capacity or authority of counterparty, or legality or enforceability of a contract.

*Volatility and Correlation Risk* — Volatility is defined as the characteristic of a security, an index or a market to fluctuate significantly in price within a short time period. A risk of the Fund's use of derivatives is that the fluctuations in their values may not correlate with the overall securities markets.

*Valuation Risk* — Valuation for derivatives may not be readily available in the market. Valuation may be more difficult in times of market turmoil since many investors and market makers may be reluctant to purchase complex instruments or quote prices for them.

*Hedging Risk* — Hedges are sometimes subject to imperfect matching between the derivative and the underlying security, and there can be no assurance that the Fund's hedging transactions will be effective. The use of hedging may result in certain adverse tax consequences.

**Tax Risk** — Certain aspects of the tax treatment of derivative instruments, including swap agreements and commodity-linked derivative instruments, are currently unclear and may be affected by changes in legislation, regulations or other legally binding authority. Such treatment may be less favorable than that given to a direct investment in an underlying asset and may adversely affect the timing, character and amount of income the Fund realizes from its investments.

**Regulatory Risk** — Derivative contracts are subject to regulation under the Dodd-Frank Wall Street Reform and Consumer Protection Act (the “Dodd-Frank Act”) in the United States and under comparable regimes in Europe, Asia and other non-U.S. jurisdictions. Under the Dodd-Frank Act, with respect to uncleared swaps, swap dealers are required to collect variation margin from the Fund and may be required by applicable regulations to collect initial margin from the Fund. Both initial and variation margin may be comprised of cash and/or securities, subject to applicable regulatory haircuts. Shares of investment companies (other than certain money market funds) may not be posted as collateral under applicable regulations. In addition, regulations adopted by global prudential regulators that are now in effect require certain bank-regulated counterparties and certain of their affiliates to include in certain financial contracts, including many derivatives contracts, terms that delay or restrict the rights of counterparties, such as the Fund, to terminate such contracts, foreclose upon collateral, exercise other default rights or restrict transfers of credit support in the event that the counterparty and/or its affiliates are subject to certain types of resolution or insolvency proceedings. The implementation of these requirements with respect to derivatives, as well as regulations under the Dodd-Frank Act regarding clearing, mandatory trading and margining of other derivatives, may increase the costs and risks to the Fund of trading in these instruments and, as a result, may affect returns to investors in the Fund.

- **Leverage Risk** — Some transactions may give rise to a form of economic leverage. These transactions may include, among others, derivatives, and may expose the Fund to greater risk and increase its costs. The use of leverage may cause the Fund to liquidate portfolio positions when it may not be advantageous to do so to satisfy its obligations or to meet the applicable requirements of the Investment Company Act of 1940, as amended, and the rules thereunder. Increases and decreases in the value of the Fund’s portfolio will be magnified when the Fund uses leverage.

## Principal Risks of the Underlying Funds

- **Asset Class Risk** — Securities and other assets or financial instruments in the Underlying Index of an Underlying Fund or in an Underlying Fund’s portfolio may underperform in comparison to the general financial markets, a particular financial market or other asset classes.
- **Authorized Participant Concentration Risk** — Only an authorized participant may engage in creation or redemption transactions directly with an ETF, and none of those authorized participants is obligated to engage in creation and/or redemption transactions. The Underlying Funds that are ETFs have a limited number of institutions that may act as authorized participants on an agency basis (i.e., on behalf of other market participants). To the extent that authorized participants exit the business or are unable to proceed with creation or redemption orders with respect to an ETF and no other authorized participant is able to step forward to create or redeem, the ETF shares may be more likely to trade at a premium or discount to net asset value and possibly face trading halts or delisting. Authorized participant concentration risk may be heightened for ETFs that invest in securities issued by non-U.S. issuers or other securities or instruments that have lower trading volumes.
- **Bank Loan Risk** — The market for bank loans may lack liquidity and the Fund may have difficulty selling them. These investments expose the Fund to the credit risk of both the financial institution and the underlying borrower.
- **Collateralized Debt Obligations Risk** — In addition to the typical risks associated with fixed-income securities and asset-backed securities, collateralized debt obligations (“CDOs”), including collateralized loan obligations, carry additional risks including, but not limited to: (i) the possibility that distributions from collateral securities will not be adequate to make interest or other payments; (ii) the risk that the collateral may default or decline in value or be downgraded, if rated by a nationally recognized statistical rating organization; (iii) the Fund may invest in tranches of CDOs that are subordinate to other tranches; (iv) the structure and complexity of the transaction and the legal documents could lead to disputes among investors regarding the characterization of proceeds; (v) the investment return achieved by the Fund could be significantly different than those predicted by financial models; (vi) the lack of a readily available secondary market for CDOs; (vii) the risk of forced “fire sale” liquidation due to technical defaults such as coverage test failures; and (viii) the CDO’s manager may perform poorly.
- **Commodities Related Investments Risk** — Exposure to the commodities markets may subject the Fund to greater volatility than investments in traditional securities. The value of commodity-linked derivative investments may be affected by changes in overall market movements, commodity index volatility, changes in interest rates, or factors affecting a particular industry or commodity, such as drought, floods, weather, embargoes, tariffs and international economic, political and regulatory developments.
- **Concentration Risk** — To the extent that the Fund or an Underlying Fund is concentrated in the securities of companies, a particular market, industry, group of industries, sector or asset class, country, region or group of countries, the Fund or that Underlying Fund may be adversely affected by the performance of those securities, may

be subject to increased price volatility and may be more susceptible to adverse economic, market, political or regulatory occurrences affecting that market, industry, group of industries, sector or asset class, country, region or group of countries.

- **Convertible Securities Risk** — The market value of a convertible security performs like that of a regular debt security; that is, if market interest rates rise, the value of a convertible security usually falls. In addition, convertible securities are subject to the risk that the issuer will not be able to pay interest or dividends when due, and their market value may change based on changes in the issuer's credit rating or the market's perception of the issuer's creditworthiness. Since it derives a portion of its value from the common stock into which it may be converted, a convertible security is also subject to the same types of market and issuer risks that apply to the underlying common stock.
- **Corporate Loans Risk** — Commercial banks and other financial institutions or institutional investors make corporate loans to companies that need capital to grow or restructure. Borrowers generally pay interest on corporate loans at rates that change in response to changes in market interest rates such as the London Interbank Offered Rate ("LIBOR") or the prime rates of U.S. banks. As a result, the value of corporate loan investments is generally less exposed to the adverse effects of shifts in market interest rates than investments that pay a fixed rate of interest. The market for corporate loans may be subject to irregular trading activity and wide bid/ask spreads. In addition, transactions in corporate loans may settle on a delayed basis. As a result, the proceeds from the sale of corporate loans may not be readily available to make additional investments or to meet the Fund's redemption obligations. To the extent the extended settlement process gives rise to short-term liquidity needs, the Fund may hold additional cash, sell investments or temporarily borrow from banks and other lenders.
- **Counterparty Risk** — The counterparty to an over-the-counter derivatives contract or a borrower of the Fund's securities may be unable or unwilling to make timely principal, interest or settlement payments, or otherwise to honor its obligations.
- **Depository Receipts Risk** — Depository receipts are generally subject to the same risks as the foreign securities that they evidence or into which they may be converted. In addition to investment risks associated with the underlying issuer, depository receipts expose the Fund to additional risks associated with the non-uniform terms that apply to depository receipt programs, credit exposure to the depository bank and to the sponsors and other parties with whom the depository bank establishes the programs, currency risk and the risk of an illiquid market for depository receipts. The issuers of unsponsored depository receipts are not obligated to disclose information that is, in the United States, considered material. Therefore, there may be less information available regarding these issuers and there may not be a correlation between such information and the market value of the depository receipts.
- **Distressed Securities Risk** — Distressed securities are speculative and involve substantial risks in addition to the risks of investing in junk bonds. The Fund will generally not receive interest payments on the distressed securities and may incur costs to protect its investment. In addition, distressed securities involve the substantial risk that principal will not be repaid. These securities may present a substantial risk of default or may be in default at the time of investment. The Fund may incur additional expenses to the extent it is required to seek recovery upon a default in the payment of principal or interest on its portfolio holdings. In any reorganization or liquidation proceeding relating to a portfolio company, the Fund may lose its entire investment or may be required to accept cash or securities with a value less than its original investment. Distressed securities and any securities received in an exchange for such securities may be subject to restrictions on resale.
- **Dollar Rolls Risk** — Dollar rolls involve the risk that the market value of the securities that the Fund is committed to buy may decline below the price of the securities the Fund has sold. These transactions may involve leverage.
- **Emerging Markets Risk** — Emerging markets are riskier than more developed markets because they tend to develop unevenly and may never fully develop. Investments in emerging markets may be considered speculative. Emerging markets are more likely to experience hyperinflation and currency devaluations, which adversely affect returns to U.S. investors. In addition, many emerging securities markets have far lower trading volumes and less liquidity than developed markets.
- **Foreign Securities Risk** — Foreign investments often involve special risks not present in U.S. investments that can increase the chances that the Fund will lose money. These risks include:
  - The Fund generally holds its foreign securities and cash in foreign banks and securities depositories, which may be recently organized or new to the foreign custody business and may be subject to only limited or no regulatory oversight.
  - Changes in foreign currency exchange rates can affect the value of the Fund's portfolio.
  - The economies of certain foreign markets may not compare favorably with the economy of the United States with respect to such issues as growth of gross national product, reinvestment of capital, resources and balance of payments position.



- The governments of certain countries, or the U.S. Government with respect to certain countries, may prohibit or impose substantial restrictions through capital controls and/or sanctions on foreign investments in the capital markets or certain industries in those countries, which may prohibit or restrict the ability to own or transfer currency, securities, derivatives or other assets.
- Many foreign governments do not supervise and regulate stock exchanges, brokers and the sale of securities to the same extent as does the United States and may not have laws to protect investors that are comparable to U.S. securities laws.
- Settlement and clearance procedures in certain foreign markets may result in delays in payment for or delivery of securities not typically associated with settlement and clearance of U.S. investments.
- The Fund's claims to recover foreign withholding taxes may not be successful, and if the likelihood of recovery of foreign withholding taxes materially decreases, due to, for example, a change in tax regulation or approach in the foreign country, accruals in the Fund's net asset value for such refunds may be written down partially or in full, which will adversely affect the Fund's net asset value.
- The European financial markets have recently experienced volatility and adverse trends due to concerns about economic downturns in, or rising government debt levels of, several European countries as well as acts of war in the region. These events may spread to other countries in Europe and may affect the value and liquidity of certain of the Fund's investments.
- **Geographic Risk** — A natural disaster could occur in a geographic region in which the Fund invests, which could adversely affect the economy or the business operations of companies in the specific geographic region, causing an adverse impact on the Fund's investments in, or which are exposed to, the affected region.
- **High Portfolio Turnover Risk** — The Fund may engage in active and frequent trading of its portfolio securities. High portfolio turnover (more than 100%) may result in increased transaction costs to the Fund, including brokerage commissions, dealer mark-ups and other transaction costs on the sale of the securities and on reinvestment in other securities. The sale of Fund portfolio securities may result in the realization and/or distribution to shareholders of higher capital gains or losses as compared to a fund with less active trading policies. These effects of higher than normal portfolio turnover may adversely affect Fund performance.
- **Income Risk** — Income risk is the risk that the Fund's yield will vary as short-term securities in its portfolio mature and the proceeds are reinvested in securities with different interest rates.
- **Indexed and Inverse Securities Risk** — Indexed and inverse securities provide a potential return based on a particular index of value or interest rates. The Fund's return on these securities will be subject to risk with respect to the value of the particular index. These securities are subject to leverage risk and correlation risk. Certain indexed and inverse securities have greater sensitivity to changes in interest rates or index levels than other securities, and the Fund's investment in such instruments may decline significantly in value if interest rates or index levels move in a way Fund management does not anticipate.
- **Index-Related Risk** — There is no guarantee that an Underlying Fund's investment results will have a high degree of correlation to those of its underlying index or that the Underlying Fund will achieve its investment objective. Market disruptions or high volatility, other unusual market circumstances and regulatory restrictions could have an adverse effect on an Underlying Fund's ability to adjust its exposure to the required levels in order to track its underlying index. Errors in index data, index computations or the construction of an underlying index in accordance with its methodology may occur from time to time and may not be identified and corrected by the index provider for a period of time or at all, which may have an adverse impact on an Underlying Fund and its shareholders. Unusual market conditions or other unforeseen circumstances (such as natural disasters, political unrest or war) may impact the index provider or a third-party data provider and could cause the index provider to postpone a scheduled rebalance. This could cause an underlying index to vary from its normal or expected composition.

An index fund has operating and other expenses while an index does not. As a result, while an Underlying Fund that is an index fund will attempt to track its underlying index as closely as possible, it will tend to underperform the underlying index to some degree over time. If an index fund is properly correlated to its stated index, the fund will perform poorly when the index performs poorly.

- **Inflation-Indexed Bonds Risk** — The principal value of an investment is not protected or otherwise guaranteed by virtue of the Fund's investments in inflation-indexed bonds.

Inflation-indexed bonds are fixed-income securities whose principal value is periodically adjusted according to the rate of inflation. If the index measuring inflation falls, the principal value of inflation-indexed bonds will be adjusted downward, and consequently the interest payable on these securities (calculated with respect to a smaller principal amount) will be reduced.

Repayment of the original bond principal upon maturity (as adjusted for inflation) is guaranteed in the case of U.S. Treasury inflation-indexed bonds. For bonds that do not provide a similar guarantee, the adjusted principal value of the bond repaid at maturity may be less than the original principal value.

The value of inflation-indexed bonds is expected to change in response to changes in real interest rates. Real interest rates are tied to the relationship between nominal interest rates and the rate of inflation. If nominal interest rates increase at a faster rate than inflation, real interest rates may rise, leading to a decrease in value of inflation-indexed bonds. Short-term increases in inflation may lead to a decline in value. Any increase in the principal amount of an inflation-indexed bond will be considered taxable ordinary income, even though investors do not receive their principal until maturity.

Periodic adjustments for inflation to the principal amount of an inflation-indexed bond may give rise to original issue discount, which will be includable in the Fund's gross income. Due to original issue discount, the Fund may be required to make annual distributions to shareholders that exceed the cash received, which may cause the Fund to liquidate certain investments when it is not advantageous to do so. Also, if the principal value of an inflation-indexed bond is adjusted downward due to deflation, amounts previously distributed in the taxable year may be characterized in some circumstances as a return of capital.

- **Investment Style Risk** — Under certain market conditions, growth investments have performed better during the later stages of economic expansion and value investments have performed better during periods of economic recovery. Therefore, these investment styles may over time go in and out of favor. At times when an investment style used by the Fund or an Underlying Fund is out of favor, the Fund may underperform other funds that use different investment styles.
- **Issuer Risk** — Fund performance depends on the performance of individual securities to which the Fund has exposure. Changes in the financial condition or credit rating of an issuer of those securities may cause the value of the securities to decline.
- **Junk Bonds Risk** — Although junk bonds generally pay higher rates of interest than investment grade bonds, junk bonds are high risk investments that are considered speculative and may cause income and principal losses for the Fund.
- **Management Risk** — If a passively managed ETF does not fully replicate the underlying index, it is subject to the risk that the manager's investment management strategy may not produce the intended results.
- **Mezzanine Securities Risk** — Mezzanine securities carry the risk that the issuer will not be able to meet its obligations and that the equity securities purchased with the mezzanine investments may lose value.
- **Model Risk** — The Fund seeks to pursue its investment objective by using proprietary models that incorporate quantitative analysis. Investments selected using these models may perform differently than as forecasted due to the factors incorporated into the models and the weighting of each factor, changes from historical trends, and issues in the construction and implementation of the models (including, but not limited to, software issues and other technological issues). There is no guarantee that BlackRock's use of these models will result in effective investment decisions for the Fund.

The information and data used in the models may be supplied by third parties. Inaccurate or incomplete data may limit the effectiveness of the models. In addition, some of the data that BlackRock uses may be historical data, which may not accurately predict future market movement. There is a risk that the models will not be successful in selecting investments or in determining the weighting of investment positions that will enable the Fund to achieve its investment objective.

- **Mortgage- and Asset-Backed Securities Risks** — Mortgage- and asset-backed securities represent interests in "pools" of mortgages or other assets, including consumer loans or receivables held in trust. Mortgage- and asset-backed securities are subject to credit, interest rate, prepayment and extension risks. These securities also are subject to risk of default on the underlying mortgage or asset, particularly during periods of economic downturn. Small movements in interest rates (both increases and decreases) may quickly and significantly reduce the value of certain mortgage-backed securities.
- **Municipal Securities Risks** — Municipal securities risks include the ability of the issuer to repay the obligation, the relative lack of information about certain issuers of municipal securities, and the possibility of future legislative changes which could affect the market for and value of municipal securities. These risks include:
  - General Obligation Bonds Risks* — Timely payments depend on the issuer's credit quality, ability to raise tax revenues and ability to maintain an adequate tax base.
  - Revenue Bonds Risks* — These payments depend on the money earned by the particular facility or class of facilities, or the amount of revenues derived from another source.
  - Private Activity Bonds Risks* — Municipalities and other public authorities issue private activity bonds to finance development of industrial facilities for use by a private enterprise. The private enterprise pays the principal and interest on the bond, and the issuer does not pledge its full faith, credit and taxing power for repayment.
  - Moral Obligation Bonds Risks* — Moral obligation bonds are generally issued by special purpose public authorities of a state or municipality. If the issuer is unable to meet its obligations, repayment of these bonds becomes a moral commitment, but not a legal obligation, of the state or municipality.

*Municipal Notes Risks* — Municipal notes are shorter term municipal debt obligations. If there is a shortfall in the anticipated proceeds, the notes may not be fully repaid and the Fund may lose money.

*Municipal Lease Obligations Risks* — In a municipal lease obligation, the issuer agrees to make payments when due on the lease obligation. Although the issuer does not pledge its unlimited taxing power for payment of the lease obligation, the lease obligation is secured by the leased property.

*Tax-Exempt Status Risk* — The Fund and its investment manager will rely on the opinion of issuers' bond counsel and, in the case of derivative securities, sponsors' counsel, on the tax-exempt status of interest on municipal bonds and payments under derivative securities. Neither the Fund nor its investment manager will independently review the bases for those tax opinions, which may ultimately be determined to be incorrect and subject the Fund and its shareholders to substantial tax liabilities.

- **National Closed Market Trading Risk** — To the extent that the underlying securities and/or other assets held by an Underlying Fund that is an ETF trade on foreign exchanges or in foreign markets that may be closed when the securities exchange on which the Underlying Fund's shares trade is open, there are likely to be deviations between the current price of such an underlying security and the last quoted price for the underlying security (i.e., an Underlying Fund's quote from the closed foreign market). The impact of a closed foreign market on an Underlying Fund is likely to be greater where a large portion of the Underlying Fund's underlying securities and/or other assets trade on that closed foreign market or when the foreign market is closed for unscheduled reasons. These deviations could result in premiums or discounts to one or more of the Underlying Funds' net asset values that may be greater than those experienced by other ETFs.
- **"New Issues" Risk** — "New issues" are initial public offerings ("IPOs") of equity securities. Securities issued in IPOs have no trading history, and information about the companies may be available for very limited periods. In addition, the prices of securities sold in IPOs may be highly volatile or may decline shortly after the IPO.
- **Passive Investment Risk** — Because BFA does not select individual companies in the underlying indexes for certain Underlying Funds, those Underlying Funds may hold securities of companies that present risks that an investment adviser researching individual securities might seek to avoid.
- **Pay-in-kind Bonds Risk** — Similar to zero coupon obligations, pay-in-kind bonds also carry additional risk as holders of these types of securities realize no cash until the cash payment date unless a portion of such securities is sold and, if the issuer defaults, the Fund may obtain no return at all on its investment. The market price of pay-in-kind bonds is affected by interest rate changes to a greater extent, and therefore tends to be more volatile, than that of securities which pay interest in cash.
- **Preferred Securities Risk** — Preferred securities may pay fixed or adjustable rates of return. Preferred securities are subject to issuer-specific and market risks applicable generally to equity securities. In addition, a company's preferred securities generally pay dividends only after the company makes required payments to holders of its bonds and other debt. For this reason, the value of preferred securities will usually react more strongly than bonds and other debt to actual or perceived changes in the company's financial condition or prospects. Preferred securities of smaller companies may be more vulnerable to adverse developments than preferred securities of larger companies.
- **Real Estate-Related Securities Risk** — The main risk of real estate-related securities is that the value of the underlying real estate may go down. Many factors may affect real estate values. These factors include both the general and local economies, vacancy rates, tenant bankruptcies, the ability to re-lease space under expiring leases on attractive terms, the amount of new construction in a particular area, the laws and regulations (including zoning, environmental and tax laws) affecting real estate and the costs of owning, maintaining and improving real estate. The availability of mortgage financing and changes in interest rates may also affect real estate values. If the Fund's real estate-related investments are concentrated in one geographic area or in one property type, the Fund will be particularly subject to the risks associated with that area or property type. Many issuers of real estate-related securities are highly leveraged, which increases the risk to holders of such securities. The value of the securities the Fund buys will not necessarily track the value of the underlying investments of the issuers of such securities.
- **REIT Investment Risk** — Investments in REITs involve unique risks. REITs may have limited financial resources, may trade less frequently and in limited volume, may engage in dilutive offerings of securities and may be more volatile than other securities. REIT issuers may also fail to maintain their exemptions from investment company registration or fail to qualify for the "dividends paid deduction" under the Internal Revenue Code of 1986, as amended (the "Internal Revenue Code"), which allows REITs to reduce their corporate taxable income for dividends paid to their shareholders.
- **Representative Sampling Risk** — Representative sampling is a method of indexing that involves investing in a representative sample of securities that collectively have a similar investment profile to the index and resemble the index in terms of risk factors and other key characteristics. An ETF may or may not hold every security in the index. When an ETF deviates from a full replication indexing strategy to utilize a representative sampling strategy, the ETF is subject to an increased risk of tracking error, in that the securities selected in the aggregate for the ETF may not have an investment profile similar to those of its index.

- **Repurchase Agreements and Purchase and Sale Contracts Risk** — If the other party to a repurchase agreement or purchase and sale contract defaults on its obligation under the agreement, the Fund may suffer delays and incur costs or lose money in exercising its rights under the agreement. If the seller fails to repurchase the security in either situation and the market value of the security declines, the Fund may lose money.
- **Reverse Repurchase Agreements Risk** — Reverse repurchase agreements involve the sale of securities held by the Fund with an agreement to repurchase the securities at an agreed-upon price, date and interest payment. Reverse repurchase agreements involve the risk that the other party may fail to return the securities in a timely manner or at all. The Fund could lose money if it is unable to recover the securities and the value of the collateral held by the Fund, including the value of the investments made with cash collateral, is less than the value of the securities. These events could also trigger adverse tax consequences for the Fund. In addition, reverse repurchase agreements involve the risk that the interest income earned in the investment of the proceeds will be less than the interest expense.
- **Risks of Loan Assignments and Participations** — As the purchaser of an assignment, the Fund typically succeeds to all the rights and obligations of the assigning institution and becomes a lender under the credit agreement with respect to the debt obligation; however, the Fund may not be able unilaterally to enforce all rights and remedies under the loan and with regard to any associated collateral. Because assignments may be arranged through private negotiations between potential assignees and potential assignors, the rights and obligations acquired by the Fund as the purchaser of an assignment may differ from, and be more limited than, those held by the assigning lender. In addition, if the loan is foreclosed, the Fund could become part owner of any collateral and could bear the costs and liabilities of owning and disposing of the collateral. The Fund may be required to pass along to a purchaser that buys a loan from the Fund by way of assignment a portion of any fees to which the Fund is entitled under the loan. In connection with purchasing participations, the Fund generally will have no right to enforce compliance by the borrower with the terms of the loan agreement relating to the loan, nor any rights of set-off against the borrower, and the Fund may not directly benefit from any collateral supporting the loan in which it has purchased the participation. As a result, the Fund will be subject to the credit risk of both the borrower and the lender that is selling the participation. In the event of the insolvency of the lender selling a participation, the Fund may be treated as a general creditor of the lender and may not benefit from any set-off between the lender and the borrower.
- **Second Lien Loans Risk** — Second lien loans generally are subject to similar risks as those associated with investments in senior loans. Because second lien loans are subordinated or unsecured and thus lower in priority of payment to senior loans, they are subject to the additional risk that the cash flow of the borrower and property securing the loan or debt, if any, may be insufficient to meet scheduled payments after giving effect to the senior secured obligations of the borrower.
- **Senior Loans Risk** — There is less readily available, reliable information about most senior loans than is the case for many other types of securities. An economic downturn generally leads to a higher non-payment rate, and a senior loan may lose significant value before a default occurs. Moreover, any specific collateral used to secure a senior loan may decline in value or become illiquid, which would adversely affect the senior loan's value. No active trading market may exist for certain senior loans, which may impair the ability of the Fund to realize full value in the event of the need to sell a senior loan and which may make it difficult to value senior loans. Although senior loans in which the Fund will invest generally will be secured by specific collateral, there can be no assurance that liquidation of such collateral would satisfy the borrower's obligation in the event of non-payment of scheduled interest or principal or that such collateral could be readily liquidated. To the extent that a senior loan is collateralized by stock in the borrower or its subsidiaries, such stock may lose all of its value in the event of the bankruptcy of the borrower. Uncollateralized senior loans involve a greater risk of loss.
- **Shares of an ETF May Trade at Prices Other Than Net Asset Value** — Shares of an ETF trade on exchanges at prices at, above or below their most recent net asset value ("NAV"). The per share net asset value of an ETF is calculated at the end of each business day and fluctuates with changes in the market value of the ETF's holdings since the most recent calculation. The trading prices of an ETF's shares fluctuate continuously throughout trading hours based on market supply and demand rather than net asset value. The trading prices of an ETF's shares may deviate significantly from net asset value during periods of market volatility. Any of these factors may lead to an ETF's shares trading at a premium or discount to net asset value. However, because shares can be created and redeemed in creation units, which are aggregated blocks of shares that authorized participants who have entered into agreements with the ETF's distributor can purchase or redeem directly from the ETF, at net asset value (unlike shares of many closed-end funds, which frequently trade at appreciable discounts from, and sometimes at premiums to, their net asset values), large discounts or premiums to the net asset value of an ETF are not likely to be sustained over the long-term. While the creation/redemption feature is designed to make it likely that an ETF's shares normally trade on exchanges at prices close to the ETF's next calculated net asset value, exchange prices are not expected to correlate exactly with an ETF's net asset value due to timing reasons as well as market supply and demand factors. In addition, disruptions to creations and redemptions or the existence of extreme market volatility may result in trading prices that differ significantly from net asset value. If a shareholder purchases at a time when the market price is at a premium to the net asset value or sells at a time when the market price is at a discount to the net asset value, the shareholder may sustain losses.

- **Short Sales Risk** — Because making short sales in securities that it does not own exposes the Fund to the risks associated with those securities, such short sales involve speculative exposure risk. The Fund will incur a loss as a result of a short sale if the price of the security increases between the date of the short sale and the date on which the Fund replaces the security sold short.
- **Small and Mid-Capitalization Company Risk** — Companies with small or mid-size market capitalizations will normally have more limited product lines, markets and financial resources and will be dependent upon a more limited management group than larger capitalized companies. In addition, it is more difficult to get information on smaller companies, which tend to be less well known, have shorter operating histories, do not have significant ownership by large investors and are followed by relatively few securities analysts.
- **Small Cap and Emerging Growth Securities Risk** — Small cap or emerging growth companies may have limited product lines or markets. They may be less financially secure than larger, more established companies. They may depend on a more limited management group than larger capitalized companies.
- **Sovereign Debt Risk** — Sovereign debt instruments are subject to the risk that a governmental entity may delay or refuse to pay interest or repay principal on its sovereign debt, due, for example, to cash flow problems, insufficient foreign currency reserves, political considerations, the relative size of the governmental entity's debt position in relation to the economy or the failure to put in place economic reforms required by the International Monetary Fund or other multilateral agencies.
- **Structured Notes Risk** — Structured notes and other related instruments purchased by the Fund are generally privately negotiated debt obligations where the principal and/or interest is determined by reference to the performance of a specific asset, benchmark asset, market or interest rate ("reference measure"). The purchase of structured notes exposes the Fund to the credit risk of the issuer of the structured product. Structured notes may be leveraged, increasing the volatility of each structured note's value relative to the change in the reference measure. Structured notes may also be less liquid and more difficult to price accurately than less complex securities and instruments or more traditional debt securities.
- **Structured Products Risk** — Holders of structured products bear risks of the underlying investments, index or reference obligation and are subject to counterparty risk. The Fund may have the right to receive payments only from the structured product, and generally does not have direct rights against the issuer or the entity that sold the assets to be securitized. Certain structured products may be thinly traded or have a limited trading market. In addition to the general risks associated with debt securities discussed herein, structured products carry additional risks, including, but not limited to: the possibility that distributions from collateral securities will not be adequate to make interest or other payments; the quality of the collateral may decline in value or default; and the possibility that the structured products are subordinate to other classes. Structured notes are based upon the movement of one or more factors, including currency exchange rates, interest rates, reference bonds and stock indices, and changes in interest rates and impact of these factors may cause significant price fluctuations. Additionally, changes in the reference instrument or security may cause the interest rate on the structured note to be reduced to zero.
- **Supranational Entities Risk** — The Fund may invest in obligations issued or guaranteed by the World Bank. The government members, or "stockholders," usually make initial capital contributions to the World Bank and in many cases are committed to make additional capital contributions if the World Bank is unable to repay its borrowings. There is no guarantee that one or more stockholders of the World Bank will continue to make any necessary additional capital contributions. If such contributions are not made, the entity may be unable to pay interest or repay principal on its debt securities, and the Fund may lose money on such investments.
- **Tender Option Bonds and Related Securities Risk** — The Fund's participation in tender option bond transactions may reduce the Fund's returns and/or increase volatility. Investments in tender option bond transactions expose the Fund to counterparty risk and leverage risk. An investment in a tender option bond transaction typically will involve greater risk than an investment in a municipal fixed rate security, including the risk of loss of principal. Distributions on residual inverse floating rate interest tender option bonds ("TOB Residuals") will bear an inverse relationship to short-term municipal security interest rates. Distributions on TOB Residuals paid to the Fund will be reduced or, in the extreme, eliminated as short-term municipal interest rates rise and will increase when short-term municipal interest rates fall. TOB Residuals generally will underperform the market for fixed rate municipal securities in a rising interest rate environment. The Fund may invest in beneficial interests in a special purpose trust formed for the purpose of holding Municipal Bonds contributed by one or more funds (a "TOB Trust") on either a non-recourse or recourse basis. If the Fund invests in a TOB Trust on a recourse basis, it could suffer losses in excess of the value of its TOB Residuals.
- **Tracking Error Risk** — Tracking error is the divergence of an Underlying Fund's performance from that of its underlying index. Tracking error may occur because of differences between the securities and other instruments held in an Underlying Fund's portfolio and those included in its underlying index, pricing differences (including, as applicable, differences between a security's price at the local market close and an Underlying Fund's valuation of a security at the time of calculation of an Underlying Fund's NAV, differences in transaction costs, an Underlying Fund's holding of uninvested cash, differences in timing of the accrual of or the valuation of dividends or other distributions, interest, the requirements to maintain pass-through tax treatment, portfolio transactions carried out to

minimize the distribution of capital gains to shareholders, changes to an underlying index and the cost to an Underlying Fund of complying with various new or existing regulatory requirements. These risks may be heightened during times of increased market volatility or other unusual market conditions. In addition, tracking error may result because an Underlying Fund incurs fees and expenses, while its underlying index does not.

- **U.S. Government Issuer Risk** — Treasury obligations may differ in their interest rates, maturities, times of issuance and other characteristics. Obligations of U.S. Government agencies and authorities are supported by varying degrees of credit but generally are not backed by the full faith and credit of the U.S. Government. No assurance can be given that the U.S. Government will provide financial support to its agencies and authorities if it is not obligated by law to do so.
- **U.S. Government Mortgage-Related Securities Risk** — There are a number of important differences among the agencies and instrumentalities of the U.S. Government that issue mortgage-related securities and among the securities that they issue. Mortgage-related securities guaranteed by the Government National Mortgage Association (“GNMA” or “Ginnie Mae”) are guaranteed as to the timely payment of principal and interest by GNMA and such guarantee is backed by the full faith and credit of the United States. GNMA securities also are supported by the right of GNMA to borrow funds from the U.S. Treasury to make payments under its guarantee. Mortgage-related securities issued by Fannie Mae or Freddie Mac are solely the obligations of Fannie Mae or Freddie Mac, as the case may be, and are not backed by or entitled to the full faith and credit of the United States but are supported by the right of the issuer to borrow from the Treasury.
- **Variable and Floating Rate Instrument Risk** — Variable and floating rate securities provide for periodic adjustment in the interest rate paid on the securities. These securities may be subject to greater illiquidity risk than other fixed income securities, meaning the absence of an active market for these securities could make it difficult for the Fund to dispose of them at any given time.
- **Warrants Risk** — If the price of the underlying stock does not rise above the exercise price before the warrant expires, the warrant generally expires without any value and the Fund will lose any amount it paid for the warrant. Thus, investments in warrants may involve substantially more risk than investments in common stock. Warrants may trade in the same markets as their underlying stock; however, the price of the warrant does not necessarily move with the price of the underlying stock.
- **When-Issued and Delayed Delivery Securities and Forward Commitments Risk** — When-issued and delayed delivery securities and forward commitments involve the risk that the security the Fund buys will lose value prior to its delivery. There also is the risk that the security will not be issued or that the other party to the transaction will not meet its obligation. If this occurs, the Fund may lose both the investment opportunity for the assets it set aside to pay for the security and any gain in the security’s price.
- **Zero Coupon Securities Risk** — While interest payments are not made on such securities, holders of such securities are deemed to have received income (“phantom income”) annually, notwithstanding that cash may not be received currently. The effect of owning instruments that do not make current interest payments is that a fixed yield is earned not only on the original investment but also, in effect, on all discount accretion during the life of the obligations. This implicit reinvestment of earnings at a fixed rate eliminates the risk of being unable to invest distributions at a rate as high as the implicit yield on the zero coupon bond, but at the same time eliminates the holder’s ability to reinvest at higher rates in the future. For this reason, some of these securities may be subject to substantially greater price fluctuations during periods of changing market interest rates than are comparable securities that pay interest currently. Longer term zero coupon bonds are more exposed to interest rate risk than shorter term zero coupon bonds. These investments benefit the issuer by mitigating its need for cash to meet debt service, but also require a higher rate of return to attract investors who are willing to defer receipt of cash.

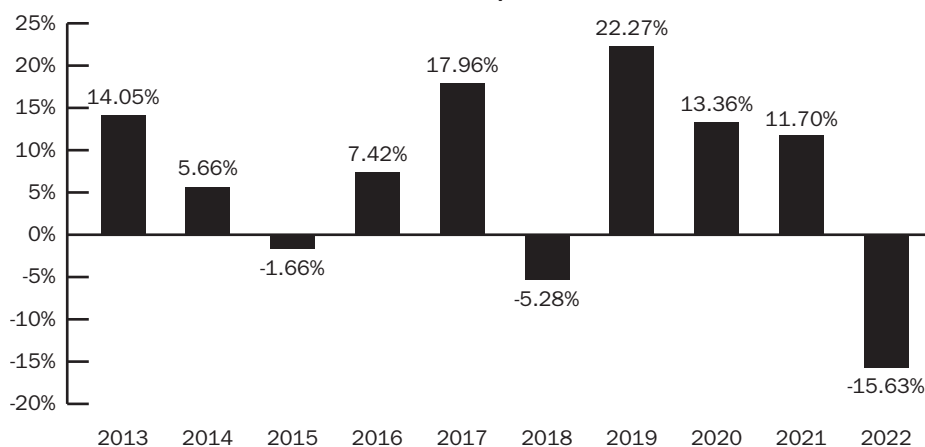
## **Performance Information**

---

The information shows you how LifePath Dynamic 2030 Fund’s performance has varied year by year and provides some indication of the risks of investing in the Fund. The bar chart shows the returns for Class K Shares of the Fund for each of the last ten calendar years, except as described below. The average annual total returns table compares the performance of the Fund to that of the Russell 1000® Index and the LifePath Dynamic 2030 Fund Custom Benchmark, a customized weighted index comprised of the Bloomberg U.S. Aggregate Bond Index, Bloomberg U.S. Treasury Inflation Protected Securities (TIPS) Index (Series-L), FTSE EPRA Nareit Developed Index, MSCI ACWI ex USA IMI Index, Russell 1000® Index and Russell 2000® Index, which are representative of the asset classes in which the Fund invests according to their weightings as of March 31, 2022. The weightings of the indices in the LifePath Dynamic 2030 Fund Custom Benchmark are adjusted periodically to reflect the investment adviser’s evaluation and adjustment of the Fund’s asset allocation strategy. The returns of the LifePath Dynamic 2030 Fund Custom Benchmark shown in the average annual total returns table are not recalculated or restated when they are adjusted to reflect the Fund’s asset allocation strategy but rather reflect the LifePath Dynamic 2030 Fund Custom Benchmark’s actual allocation over time, which may be different from the current allocation. Effective July 29, 2022, the LifePath

Dynamic 2030 Fund Custom Benchmark against which the Fund measures its performance will be changed to remove Bloomberg U.S. Aggregate Bond Index and to add Bloomberg U.S. Long Credit Bond Index, Bloomberg U.S. Intermediate Credit Bond Index, Bloomberg U.S. Long Government Bond Index, Bloomberg U.S. Intermediate Government Bond Index and Bloomberg U.S. Securitized: MBS, ABS and CMBS Index. Fund management believes that the updated LifePath Dynamic 2030 Fund Custom Benchmark is more representative of the sectors in which the Fund invests. Effective March 31, 2018, the investment adviser determined not to allocate any of the Fund's assets to underlying funds that invest primarily in commodities. Performance for the periods shown prior to March 31, 2018 is based on the prior target asset allocation. Effective November 7, 2016, the Fund changed its investment strategy to (i) incorporate a Global Tactical Asset Allocation into its glidepath, (ii) increase the flexibility of its equity allocations and (iii) diversify its fixed-income strategies. Performance for the periods shown between December 14, 2015 and November 7, 2016 is based on the prior investment strategy. Effective December 14, 2015, the Fund changed its investment strategy to (i) incorporate a dynamic glidepath and (ii) invest directly in securities and derivatives, as well as in underlying funds. Performance for the periods shown prior to December 14, 2015 is based on the prior investment strategy. Effective November 28, 2014, the Fund changed its glide path and target asset allocation to target higher levels of equity exposure for the Fund throughout the glide path. Performance for the periods shown prior to November 28, 2014 is based on the prior glide path and target asset allocation. To the extent that dividends and distributions have been paid by the Fund, the performance information of the Fund in the chart and table assumes reinvestment of the dividends and distributions. The table includes all applicable fees. How the Fund performed in the past (before and after taxes) is not necessarily an indication of how it will perform in the future. If BFA, BAL and their affiliates had not waived or reimbursed certain Fund expenses during these periods, the Fund's returns would have been lower. Updated information on the Fund's performance, including its current net asset value, can be obtained by visiting <http://www.blackrock.com> or can be obtained by phone at (800) 882-0052.

**Class K Shares  
ANNUAL TOTAL RETURNS  
LifePath Dynamic 2030 Fund  
As of 12/31**



During the ten-year period shown in the bar chart, the highest return for a quarter was 15.31% (quarter ended June 30, 2020) and the lowest return for a quarter was -16.53% (quarter ended March 31, 2020).

**For the periods ended 12/31/22  
Average Annual Total Returns**

	<b>1 Year</b>	<b>5 Years</b>	<b>10 Years</b>
LifePath Dynamic 2030 Fund — Class K Shares			
Return Before Taxes	(15.63)%	4.35%	6.39%
Return After Taxes on Distributions	(16.02)%	1.56%	3.44%
Return After Taxes on Distributions and Sale of Fund Shares	(9.15)%	2.57%	4.07%
LifePath Dynamic 2030 Fund Custom Benchmark (Reflects no deduction for fees, expenses or taxes)	(16.32)%	3.81%	5.97%
Russell 1000® Index (Reflects no deduction for fees, expenses or taxes)	(19.13)%	9.13%	12.37%

After-tax returns are calculated using the historical highest individual federal marginal income tax rates and do not reflect the impact of state and local taxes. Actual after-tax returns depend on the investor's tax situation and may differ from those shown, and the after-tax returns shown are not relevant to investors who hold their shares through tax-deferred arrangements, such as 401(k) plans or individual retirement accounts.

## **Investment Adviser**

---

The Fund's investment adviser is BlackRock Fund Advisors (previously defined as "BFA"). The Fund's sub-advisers are BlackRock International Limited and BlackRock (Singapore) Limited. Where applicable, "BFA" refers also to the Fund's sub-advisers.

## **Portfolio Managers**

---

<b>Name</b>	<b>Portfolio Manager of the Fund Since</b>	<b>Title</b>
Philip Green	2016	Managing Director of BlackRock, Inc.
Chris Chung, CFA	2020	Managing Director of BlackRock, Inc.

---

## **Purchase and Sale of Fund Shares**

---

Class K Shares of the Fund are available only to (i) certain employee benefit plans, such as health savings accounts, and certain employer-sponsored retirement plans (not including SEP IRAs, SIMPLE IRAs and SARSEPs) (collectively, "Employer-Sponsored Retirement Plans"), (ii) collective trust funds, investment companies and other pooled investment vehicles, each of which may purchase shares of the Fund through a Financial Intermediary that has entered into an agreement with the Fund's distributor to purchase such shares, (iii) "Institutional Investors," which include, but are not limited to, endowments, foundations, family offices, banks and bank trusts, local, city, and state governmental institutions, corporations and insurance company separate accounts, each of which may purchase shares of the Fund through a Financial Intermediary that has entered into an agreement with the Fund's distributor to purchase such shares, (iv) clients of private banks that purchase shares of the Fund through a Financial Intermediary that has entered into an agreement with the Fund's distributor to sell such shares; (v) fee-based advisory platforms of a Financial Intermediary that (a) has specifically acknowledged in a written agreement with the Fund's distributor and/or its affiliate(s) that the Financial Intermediary shall offer such shares to fee-based advisory clients through an omnibus account held at the Fund or (b) transacts in the Fund's shares through another intermediary that has executed such an agreement and (vi) any other investors who met the eligibility criteria for BlackRock Shares or Class K Shares prior to August 15, 2016 and have continually held Class K Shares of the Fund in the same account since August 15, 2016.

You may purchase or redeem shares of the Fund each day the New York Stock Exchange is open. Purchase orders may also be placed by calling (800) 537-4942, by mail (c/o BlackRock Funds III, P.O. Box 534429, Pittsburgh, Pennsylvania 15253-4429), or online at [www.blackrock.com](http://www.blackrock.com). Institutional Investors are subject to a \$5 million minimum initial investment requirement. Other investors, including Employer-Sponsored Retirement Plans, have no minimum initial investment requirement. There is no minimum investment amount for additional purchases.

## **Tax Information**

---

Different income tax rules apply depending on whether you are invested through a qualified tax-exempt plan described in section 401(a) of the Internal Revenue Code. If you are invested through such a plan (and Fund shares are not "debt-financed property" to the plan), then the dividends paid by the Fund and the gain realized from a redemption or exchange of Fund shares will generally not be subject to U.S. federal income taxes until you withdraw or receive distributions from the plan. If you are not invested through such a plan, then the Fund's dividends and gain from a redemption or exchange may be subject to U.S. federal income taxes and may be taxed as ordinary income or capital gains, unless you are a tax-exempt investor.

## **Payments to Broker/Dealers and Other Financial Intermediaries**

---

If you purchase shares of the Fund through a Financial Intermediary, the Fund and BlackRock Investments, LLC, the Fund's distributor, or its affiliates may pay the Financial Intermediary for the sale of Fund shares and related services. These payments may create a conflict of interest by influencing the Financial Intermediary and your individual financial professional to recommend the Fund over another investment.

Class K Shares are only available through a Financial Intermediary if the Financial Intermediary will not receive from Fund assets, or the Fund's distributor's or an affiliate's resources, any commission payments, shareholder servicing fees (including sub-transfer agent and networking fees), or distribution fees (including Rule 12b-1 fees) with respect to assets invested in Class K Shares.

Ask your individual financial professional or visit your Financial Intermediary's website for more information.



# Fund Overview

## Key Facts About BlackRock LifePath® Dynamic 2035 Fund

### Investment Objective

The investment objective of BlackRock LifePath® Dynamic 2035 Fund (“LifePath Dynamic 2035 Fund” or the “Fund”), a series of BlackRock Funds III (the “Trust”), is to seek to provide for retirement outcomes based on quantitatively measured risk. In pursuit of this objective, the Fund will be broadly diversified across global asset classes, with asset allocations becoming more conservative over time.

### Fees and Expenses of the Fund

The table below describes the fees and expenses that you may pay if you buy, hold and sell Class K Shares of LifePath Dynamic 2035 Fund. **You may pay other fees, such as brokerage commissions and other fees to your financial professional or your selected securities dealer, broker, investment adviser, service provider or industry professional (including BlackRock Fund Advisors (“BFA”) and its affiliates) (each, a “Financial Intermediary”), which are not reflected in the table and example below.**

<b>Annual Fund Operating Expenses (expenses that you pay each year as a percentage of the value of your investment)</b>	<b>Class K Shares</b>
Management Fee <sup>1,2,4</sup>	0.30%
Distribution and/or Service (12b-1) Fees	None
Other Expenses <sup>1,3,4,5</sup>	0.06%
Administration Fees <sup>1,3,4</sup>	0.04%
Independent Expenses <sup>5</sup>	0.02%
Acquired Fund Fees and Expenses <sup>1,4</sup>	0.25%
<b>Total Annual Fund Operating Expenses<sup>4</sup></b>	<b>0.61%</b>
Fee Waivers and/or Expense Reimbursements <sup>1,5</sup>	(0.27)%
<b>Total Annual Fund Operating Expenses After Fee Waivers and/or Expense Reimbursements<sup>1,5</sup></b>	<b>0.34%</b>

<sup>1</sup> As described in the “Management of the Funds” section of the Fund’s prospectus beginning on page 198, BlackRock Advisors, LLC (“BAL”) and BFA have contractually agreed to reimburse the Fund for Acquired Fund Fees and Expenses up to a maximum amount equal to the combined Management Fee and Administration Fee of each share class of the Fund, through June 30, 2024. In addition, BFA has contractually agreed to waive its management fees by the amount of investment advisory fees the Fund pays to BFA indirectly through its investment in money market funds managed by BFA or its affiliates, through June 30, 2024. The contractual agreements may be terminated upon 90 days’ notice by a majority of the non-interested trustees of the Trust or by a vote of a majority of the outstanding voting securities of the Fund.

<sup>2</sup> The Management Fee has been restated to reflect current fees.

<sup>3</sup> Administration Fees have been restated to reflect current fees.

<sup>4</sup> Total Annual Fund Operating Expenses do not correlate to the ratio of expenses to average net assets given in the Fund’s most recent annual report, which does not include Acquired Fund Fees and Expenses, restatement of the Management Fee or the restatement of the Administration Fees to reflect current fees.

<sup>5</sup> Independent Expenses consist of the Fund’s allocable portion of the fees and expenses of the independent trustees of the Trust, counsel to such independent trustees and the independent registered public accounting firm that provides audit services to the Fund. BAL and BFA have contractually agreed to reimburse, or provide offsetting credits to, the Fund for Independent Expenses through June 30, 2033. After giving effect to such contractual arrangements, Independent Expenses will be 0.00%. Such contractual arrangements may not be terminated prior to July 1, 2033 without the consent of the Board of Trustees of the Trust.

### Example:

This Example is intended to help you compare the cost of investing in Class K Shares of the Fund with the cost of investing in other mutual funds. The Example assumes that you invest \$10,000 in Class K Shares of the Fund for the time periods indicated and then redeem all of your shares at the end of those periods. The Example also assumes that your investment has a 5% return each year and that Class K Shares of the Fund’s operating expenses remain the same. Although your actual costs may be higher or lower, based on these assumptions your costs would be:

	<b>1 Year</b>	<b>3 Years</b>	<b>5 Years</b>	<b>10 Years</b>
Class K Shares	\$35	\$164	\$304	\$714

### Portfolio Turnover:

The Fund pays transaction costs, such as commissions, when it buys and sells securities (or “turns over” its portfolio). A higher portfolio turnover rate may indicate higher transaction costs and may result in higher taxes when shares are held in a taxable account. These costs, which are not reflected in annual fund operating expenses or in the Example, affect the Fund’s

performance. During the most recent fiscal year, the Fund's portfolio turnover rate was 14% of the average value of its portfolio.

## Principal Investment Strategies of the Fund

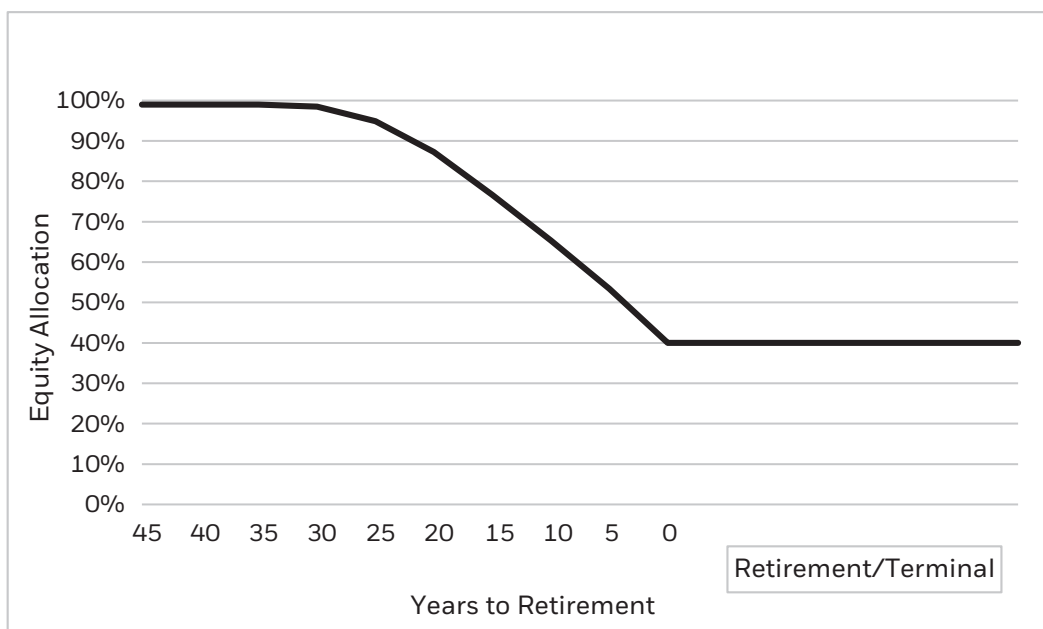
LifePath Dynamic 2035 Fund allocates and reallocates its assets among a combination of equity, bond and money market funds (the "Underlying Funds") and derivatives in proportions based on its own comprehensive investment strategy. Under normal circumstances, the Fund intends to invest primarily in affiliated open-end funds and affiliated exchange-traded funds ("ETFs"), some of which may be index funds.

The Fund may, when consistent with its investment goal, buy or sell options or futures, or enter into total return swaps and foreign currency transactions (collectively, commonly known as derivatives). The Fund may seek to obtain market exposure to the securities in which it primarily invests by entering into a series of purchase and sale contracts or by using other investment techniques (such as reverse repurchase agreements or dollar rolls). The Fund may use derivatives as a substitute for taking a position in an Underlying Fund and/or as part of a strategy to reduce exposure to certain risks. The Fund may also use derivatives to enhance return, in which case their use may involve leveraging risk. Derivatives that are used as a substitute for taking a position in an Underlying Fund, to reduce exposure to risks (other than duration or currency risk) or to enhance return will increase or decrease the Fund's equity or fixed income allocations for purposes of the glide path by the notional amount of such derivatives. Derivatives that are used to manage duration or hedge currency risk will not be allocated to the Fund's equity or fixed income allocations for purposes of the glide path.

The Fund is designed for investors expecting to retire or to begin withdrawing assets around the year 2035. The Fund seeks to provide for retirement outcomes based on quantitatively measured risk. BFA employs a multi-dimensional approach to assess risk for the Fund and to determine the Fund's allocation across asset classes. As part of this multi-dimensional approach, BFA aims to quantify risk using proprietary risk measurement tools that, among other things, analyze historical and forward-looking securities market data, including risk, asset class correlations, and expected returns. As of March 31, 2023, the Fund held approximately 74% of its assets (including notional exposure through derivatives) in equity Underlying Funds and equity related derivatives, approximately 25% of its assets (including notional exposure through derivatives) in fixed income Underlying Funds and fixed income related derivatives and approximately 2% of its assets in cash (including cash offsets from derivatives) and Underlying Funds that invest primarily in money market instruments. Certain Underlying Funds may invest in equity securities of issuers that are primarily engaged in or related to the real estate industry, real estate investment trusts ("REITs"), foreign securities, emerging market securities, below investment-grade bonds, commodity-related instruments and derivative securities or instruments, such as options and futures, the value of which is derived from another security, a commodity, a currency or an index.

Under normal circumstances, the asset allocation will change over time according to a "glide path" as the Fund approaches its target date. The glide path below represents the shifting of asset classes over time. As the glide path shows, the Fund's asset mix becomes more conservative — prior to retirement — as time elapses. This reflects the need for reduced investment risks as retirement approaches and the need for lower volatility of the Fund, which may be a primary source of income after retirement.

The following chart illustrates the glide path — the target allocation among asset classes as the Fund approaches its target date.



The following table lists the target allocation by years until retirement:

<b>Years Until Retirement</b>	<b>Equity Funds (includes REITs)<sup>1</sup></b>	<b>Fixed-Income Funds<sup>1</sup></b>
45	99%	1%
40	99%	1%
35	99%	1%
30	98%	2%
25	95%	5%
20	87%	13%
15	77%	23%
10	65%	35%
5	53%	47%
0	40%	60%

<sup>1</sup> BFA may adjust the allocation to equity and fixed-income in the Fund, based on an assessment of the current market conditions and the potential contribution of each asset class to the expected risk and return characteristics of the Fund. In general, the adjustments will be limited to +/- 10% relative to the target allocations.

The asset allocation targets are established by the portfolio managers. The investment team, including the portfolio managers, meets regularly to assess market conditions, review the asset allocation targets of the Fund, and determine whether any changes are required to enable the Fund to achieve its investment objective.

Although the asset allocation targets listed for the glide path are general, long-term targets, BFA may adjust the allocation to equity and fixed-income in the Fund, based on an assessment of the current market conditions and the potential contribution of each asset class to the expected risk and return characteristics of the Fund. In general, the adjustments will be limited to +/- 10% relative to the target allocations. BFA may determine, in light of market conditions or other factors, that a greater variation is warranted to protect the Fund or achieve its investment objective. Investments in Underlying Funds will be allocated towards the equity and fixed income percentages based on their classification. The Fund may also seek asset allocation to equity and fixed income by investing in funds that invest in a mix of equity and fixed income instruments (“multi-asset funds”). Investments in multi-asset funds will be allocated towards the equity and fixed income percentages listed for the glide path based on the multi-asset fund’s underlying investments in equity and fixed income instruments.

BFA’s second step in the structuring of the Fund is the selection of the Underlying Funds, equity securities and derivatives. Factors such as fund classifications, historical risk and performance, and the relationship to other Underlying Funds in the Fund are considered when selecting Underlying Funds. The specific Underlying Funds selected for the Fund are determined at BFA’s discretion and may change as deemed appropriate to allow the Fund to meet its investment objective. See the “Details About the Funds — Information About the Underlying Funds” section of the prospectus for a list of the Underlying Funds, their classification into equity, fixed income, multi-asset or money market funds and a brief description of their investment objectives and primary investment strategies. The specific securities or derivatives selected for the Fund are determined at BFA’s discretion and may change as deemed appropriate to allow the Fund to meet its investment objective.

Within the prescribed percentage allocations to equity and fixed-income, BFA seeks to diversify the Fund. The equity allocation may be further diversified by style (including both value and growth funds and issuers), market capitalization (including large cap, mid cap, small cap and emerging growth funds and issuers), region (including domestic and international (including emerging market) funds and issuers) or other factors. The fixed-income allocation may be further diversified by sector (including government, corporate, agency, and other sectors), duration (a calculation of the average life of a bond which measures its price risk), credit quality (including non-investment grade debt or junk bonds), geographic location (including U.S. and foreign-issued securities), or other factors. Though BFA seeks to diversify the Fund, certain Underlying Funds may concentrate their investments in specific sectors or geographic regions or countries. The percentage allocation to the various styles of equity and fixed-income are determined at the discretion of the investment team and can be changed to reflect the current market environment.

### ***Principal Risks of Investing in the Fund***

Risk is inherent in all investing. The value of your investment in LifePath Dynamic 2035 Fund, as well as the amount of return you receive on your investment, may fluctuate significantly from day to day and over time. You may lose part or all of your investment in the Fund or your investment may not perform as well as other similar investments. An investment in the Fund is not a bank deposit and it is not insured or guaranteed by the Federal Deposit Insurance Corporation or any other government agency. The following is a summary description of the principal risks of investing in the Fund and/or the Underlying Funds. The Fund allocates and reallocates its assets among a combination of

Underlying Funds and derivatives. Therefore, references to the Fund in the description of risks below may include the Underlying Funds in which the Fund invests, as applicable. The relative significance of each risk factor below may change over time and you should review each risk factor carefully.

## Principal Risks of the Fund's Investment Strategies

■ **Equity Securities Risk** — Stock markets are volatile. The price of equity securities fluctuates based on changes in a company's financial condition and overall market and economic conditions.

■ **Debt Securities Risk** — Debt securities, such as bonds, involve interest rate risk, credit risk, extension risk, and prepayment risk, among other things.

*Interest Rate Risk* — The market value of bonds and other fixed-income securities changes in response to interest rate changes and other factors. Interest rate risk is the risk that prices of bonds and other fixed-income securities will increase as interest rates fall and decrease as interest rates rise.

The Fund may be subject to a greater risk of rising interest rates due to the recent period of historically low interest rates. For example, if interest rates increase by 1%, assuming a current portfolio duration of ten years, and all other factors being equal, the value of the Fund's investments would be expected to decrease by 10%. (Duration is a measure of the price sensitivity of a debt security or portfolio of debt securities to relative changes in interest rates.) The magnitude of these fluctuations in the market price of bonds and other fixed-income securities is generally greater for those securities with longer maturities. Fluctuations in the market price of the Fund's investments will not affect interest income derived from instruments already owned by the Fund, but will be reflected in the Fund's net asset value. The Fund may lose money if short-term or long-term interest rates rise sharply in a manner not anticipated by Fund management.

To the extent the Fund invests in debt securities that may be prepaid at the option of the obligor (such as mortgage-backed securities), the sensitivity of such securities to changes in interest rates may increase (to the detriment of the Fund) when interest rates rise. Moreover, because rates on certain floating rate debt securities typically reset only periodically, changes in prevailing interest rates (and particularly sudden and significant changes) can be expected to cause some fluctuations in the net asset value of the Fund to the extent that it invests in floating rate debt securities.

These basic principles of bond prices also apply to U.S. Government securities. A security backed by the "full faith and credit" of the U.S. Government is guaranteed only as to its stated interest rate and face value at maturity, not its current market price. Just like other fixed-income securities, government-guaranteed securities will fluctuate in value when interest rates change.

A general rise in interest rates has the potential to cause investors to move out of fixed-income securities on a large scale, which may increase redemptions from funds that hold large amounts of fixed-income securities. Heavy redemptions could cause the Fund to sell assets at inopportune times or at a loss or depressed value and could hurt the Fund's performance.

*Credit Risk* — Credit risk refers to the possibility that the issuer of a debt security (i.e., the borrower) will not be able to make payments of interest and principal when due. Changes in an issuer's credit rating or the market's perception of an issuer's creditworthiness may also affect the value of the Fund's investment in that issuer. The degree of credit risk depends on both the financial condition of the issuer and the terms of the obligation.

*Extension Risk* — When interest rates rise, certain obligations will be paid off by the obligor more slowly than anticipated, causing the value of these obligations to fall.

*Prepayment Risk* — When interest rates fall, certain obligations will be paid off by the obligor more quickly than originally anticipated, and the Fund may have to invest the proceeds in securities with lower yields.

■ **Allocation Risk** — The Fund's ability to achieve its investment objective depends upon BFA's skill in determining the Fund's strategic asset class allocation and in selecting the best mix of Underlying Funds and direct investments. There is a risk that BFA's evaluations and assumptions regarding asset classes or Underlying Funds may be incorrect in view of actual market conditions. In addition, the asset allocation or the combination of Underlying Funds determined by BFA could result in underperformance as compared to funds with similar investment objectives and strategies.

■ **Investments in Underlying Funds Risk** — The Fund's investments are concentrated in Underlying Funds, so the Fund's investment performance is directly related to the performance of the Underlying Funds. The Fund's net asset value will change with changes in the equity and bond markets and the value of the Underlying Funds and other securities in which it invests. An investment in the Fund will entail more direct and indirect costs and expenses than a direct investment in the Underlying Funds. For example, the Fund indirectly pays a portion of the expenses (including operating expenses and management fees) incurred by the Underlying Funds.

■ **Affiliated Fund Risk** — In managing the Fund, BFA will have authority to select and substitute underlying funds and ETFs. BFA may be subject to potential conflicts of interest in selecting underlying funds and ETFs because the fees

paid to BFA by some underlying funds and ETFs are higher than the fees paid by other underlying funds and ETFs. However, BFA is a fiduciary to the Fund and is legally obligated to act in the Fund's best interests when selecting underlying funds and ETFs. If an underlying fund or ETF holds interests in an affiliated fund, the Fund may be prohibited from purchasing shares of that underlying fund or ETF.

- **Market Risk and Selection Risk** — Market risk is the risk that one or more markets in which the Fund invests will go down in value, including the possibility that the markets will go down sharply and unpredictably. The value of a security or other asset may decline due to changes in general market conditions, economic trends or events that are not specifically related to the issuer of the security or other asset, or factors that affect a particular issuer or issuers, exchange, country, group of countries, region, market, industry, group of industries, sector or asset class. Local, regional or global events such as war, acts of terrorism, the spread of infectious illness or other public health issues like pandemics or epidemics, recessions, or other events could have a significant impact on the Fund and its investments. Selection risk is the risk that the securities selected by Fund management will underperform the markets, the relevant indices or the securities selected by other funds with similar investment objectives and investment strategies. This means you may lose money.

An outbreak of an infectious coronavirus (COVID-19) that was first detected in December 2019 developed into a global pandemic that has resulted in numerous disruptions in the market and has had significant economic impact leaving general concern and uncertainty. Although vaccines have been developed and approved for use by various governments, the duration of the pandemic and its effects cannot be predicted with certainty. The impact of this coronavirus, and other epidemics and pandemics that may arise in the future, could affect the economies of many nations, individual companies and the market in general ways that cannot necessarily be foreseen at the present time.

- **Retirement Income Risk** — The Fund does not provide a guarantee that sufficient capital appreciation will be achieved to provide adequate income at and through retirement. The Fund also does not ensure that you will have assets in your account sufficient to cover your retirement expenses or that you will have enough saved to be able to retire in the target year identified in the Fund's name; this will depend on the amount of money you have invested in the Fund, the length of time you have held your investment, the returns of the markets over time, the amount you spend in retirement, and your other assets and income sources.

- **Derivatives Risk** — The Fund's use of derivatives may increase its costs, reduce the Fund's returns and/or increase volatility. Derivatives involve significant risks, including:

*Leverage Risk* — The Fund's use of derivatives can magnify the Fund's gains and losses. Relatively small market movements may result in large changes in the value of a derivatives position and can result in losses that greatly exceed the amount originally invested.

*Market Risk* — Some derivatives are more sensitive to interest rate changes and market price fluctuations than other securities. The Fund could also suffer losses related to its derivatives positions as a result of unanticipated market movements, which losses are potentially unlimited. Finally, BFA may not be able to predict correctly the direction of securities prices, interest rates and other economic factors, which could cause the Fund's derivatives positions to lose value.

*Counterparty Risk* — Derivatives are also subject to counterparty risk, which is the risk that the other party in the transaction will be unable or unwilling to fulfill its contractual obligation, and the related risks of having concentrated exposure to such a counterparty.

*Illiquidity Risk* — The possible lack of a liquid secondary market for derivatives and the resulting inability of the Fund to sell or otherwise close a derivatives position could expose the Fund to losses and could make derivatives more difficult for the Fund to value accurately.

*Operational Risk* — The use of derivatives includes the risk of potential operational issues, including documentation issues, settlement issues, systems failures, inadequate controls and human error.

*Legal Risk* — The risk of insufficient documentation, insufficient capacity or authority of counterparty, or legality or enforceability of a contract.

*Volatility and Correlation Risk* — Volatility is defined as the characteristic of a security, an index or a market to fluctuate significantly in price within a short time period. A risk of the Fund's use of derivatives is that the fluctuations in their values may not correlate with the overall securities markets.

*Valuation Risk* — Valuation for derivatives may not be readily available in the market. Valuation may be more difficult in times of market turmoil since many investors and market makers may be reluctant to purchase complex instruments or quote prices for them.

*Hedging Risk* — Hedges are sometimes subject to imperfect matching between the derivative and the underlying security, and there can be no assurance that the Fund's hedging transactions will be effective. The use of hedging may result in certain adverse tax consequences.

**Tax Risk** — Certain aspects of the tax treatment of derivative instruments, including swap agreements and commodity-linked derivative instruments, are currently unclear and may be affected by changes in legislation, regulations or other legally binding authority. Such treatment may be less favorable than that given to a direct investment in an underlying asset and may adversely affect the timing, character and amount of income the Fund realizes from its investments.

**Regulatory Risk** — Derivative contracts are subject to regulation under the Dodd-Frank Wall Street Reform and Consumer Protection Act (the “Dodd-Frank Act”) in the United States and under comparable regimes in Europe, Asia and other non-U.S. jurisdictions. Under the Dodd-Frank Act, with respect to uncleared swaps, swap dealers are required to collect variation margin from the Fund and may be required by applicable regulations to collect initial margin from the Fund. Both initial and variation margin may be comprised of cash and/or securities, subject to applicable regulatory haircuts. Shares of investment companies (other than certain money market funds) may not be posted as collateral under applicable regulations. In addition, regulations adopted by global prudential regulators that are now in effect require certain bank-regulated counterparties and certain of their affiliates to include in certain financial contracts, including many derivatives contracts, terms that delay or restrict the rights of counterparties, such as the Fund, to terminate such contracts, foreclose upon collateral, exercise other default rights or restrict transfers of credit support in the event that the counterparty and/or its affiliates are subject to certain types of resolution or insolvency proceedings. The implementation of these requirements with respect to derivatives, as well as regulations under the Dodd-Frank Act regarding clearing, mandatory trading and margining of other derivatives, may increase the costs and risks to the Fund of trading in these instruments and, as a result, may affect returns to investors in the Fund.

- **Leverage Risk** — Some transactions may give rise to a form of economic leverage. These transactions may include, among others, derivatives, and may expose the Fund to greater risk and increase its costs. The use of leverage may cause the Fund to liquidate portfolio positions when it may not be advantageous to do so to satisfy its obligations or to meet the applicable requirements of the Investment Company Act of 1940, as amended, and the rules thereunder. Increases and decreases in the value of the Fund’s portfolio will be magnified when the Fund uses leverage.

## Principal Risks of the Underlying Funds

- **Asset Class Risk** — Securities and other assets or financial instruments in the Underlying Index of an Underlying Fund or in an Underlying Fund’s portfolio may underperform in comparison to the general financial markets, a particular financial market or other asset classes.
- **Authorized Participant Concentration Risk** — Only an authorized participant may engage in creation or redemption transactions directly with an ETF, and none of those authorized participants is obligated to engage in creation and/or redemption transactions. The Underlying Funds that are ETFs have a limited number of institutions that may act as authorized participants on an agency basis (i.e., on behalf of other market participants). To the extent that authorized participants exit the business or are unable to proceed with creation or redemption orders with respect to an ETF and no other authorized participant is able to step forward to create or redeem, the ETF shares may be more likely to trade at a premium or discount to net asset value and possibly face trading halts or delisting. Authorized participant concentration risk may be heightened for ETFs that invest in securities issued by non-U.S. issuers or other securities or instruments that have lower trading volumes.
- **Bank Loan Risk** — The market for bank loans may lack liquidity and the Fund may have difficulty selling them. These investments expose the Fund to the credit risk of both the financial institution and the underlying borrower.
- **Collateralized Debt Obligations Risk** — In addition to the typical risks associated with fixed-income securities and asset-backed securities, collateralized debt obligations (“CDOs”), including collateralized loan obligations, carry additional risks including, but not limited to: (i) the possibility that distributions from collateral securities will not be adequate to make interest or other payments; (ii) the risk that the collateral may default or decline in value or be downgraded, if rated by a nationally recognized statistical rating organization; (iii) the Fund may invest in tranches of CDOs that are subordinate to other tranches; (iv) the structure and complexity of the transaction and the legal documents could lead to disputes among investors regarding the characterization of proceeds; (v) the investment return achieved by the Fund could be significantly different than those predicted by financial models; (vi) the lack of a readily available secondary market for CDOs; (vii) the risk of forced “fire sale” liquidation due to technical defaults such as coverage test failures; and (viii) the CDO’s manager may perform poorly.
- **Commodities Related Investments Risk** — Exposure to the commodities markets may subject the Fund to greater volatility than investments in traditional securities. The value of commodity-linked derivative investments may be affected by changes in overall market movements, commodity index volatility, changes in interest rates, or factors affecting a particular industry or commodity, such as drought, floods, weather, embargoes, tariffs and international economic, political and regulatory developments.
- **Concentration Risk** — To the extent that the Fund or an Underlying Fund is concentrated in the securities of companies, a particular market, industry, group of industries, sector or asset class, country, region or group of countries, the Fund or that Underlying Fund may be adversely affected by the performance of those securities, may be subject to increased

price volatility and may be more susceptible to adverse economic, market, political or regulatory occurrences affecting that market, industry, group of industries, sector or asset class, country, region or group of countries.

- **Convertible Securities Risk** — The market value of a convertible security performs like that of a regular debt security; that is, if market interest rates rise, the value of a convertible security usually falls. In addition, convertible securities are subject to the risk that the issuer will not be able to pay interest or dividends when due, and their market value may change based on changes in the issuer's credit rating or the market's perception of the issuer's creditworthiness. Since it derives a portion of its value from the common stock into which it may be converted, a convertible security is also subject to the same types of market and issuer risks that apply to the underlying common stock.
- **Corporate Loans Risk** — Commercial banks and other financial institutions or institutional investors make corporate loans to companies that need capital to grow or restructure. Borrowers generally pay interest on corporate loans at rates that change in response to changes in market interest rates such as the London Interbank Offered Rate ("LIBOR") or the prime rates of U.S. banks. As a result, the value of corporate loan investments is generally less exposed to the adverse effects of shifts in market interest rates than investments that pay a fixed rate of interest. The market for corporate loans may be subject to irregular trading activity and wide bid/ask spreads. In addition, transactions in corporate loans may settle on a delayed basis. As a result, the proceeds from the sale of corporate loans may not be readily available to make additional investments or to meet the Fund's redemption obligations. To the extent the extended settlement process gives rise to short-term liquidity needs, the Fund may hold additional cash, sell investments or temporarily borrow from banks and other lenders.
- **Counterparty Risk** — The counterparty to an over-the-counter derivatives contract or a borrower of the Fund's securities may be unable or unwilling to make timely principal, interest or settlement payments, or otherwise to honor its obligations.
- **Depository Receipts Risk** — Depository receipts are generally subject to the same risks as the foreign securities that they evidence or into which they may be converted. In addition to investment risks associated with the underlying issuer, depository receipts expose the Fund to additional risks associated with the non-uniform terms that apply to depository receipt programs, credit exposure to the depository bank and to the sponsors and other parties with whom the depository bank establishes the programs, currency risk and the risk of an illiquid market for depository receipts. The issuers of unsponsored depository receipts are not obligated to disclose information that is, in the United States, considered material. Therefore, there may be less information available regarding these issuers and there may not be a correlation between such information and the market value of the depository receipts.
- **Distressed Securities Risk** — Distressed securities are speculative and involve substantial risks in addition to the risks of investing in junk bonds. The Fund will generally not receive interest payments on the distressed securities and may incur costs to protect its investment. In addition, distressed securities involve the substantial risk that principal will not be repaid. These securities may present a substantial risk of default or may be in default at the time of investment. The Fund may incur additional expenses to the extent it is required to seek recovery upon a default in the payment of principal or interest on its portfolio holdings. In any reorganization or liquidation proceeding relating to a portfolio company, the Fund may lose its entire investment or may be required to accept cash or securities with a value less than its original investment. Distressed securities and any securities received in an exchange for such securities may be subject to restrictions on resale.
- **Dollar Rolls Risk** — Dollar rolls involve the risk that the market value of the securities that the Fund is committed to buy may decline below the price of the securities the Fund has sold. These transactions may involve leverage.
- **Emerging Markets Risk** — Emerging markets are riskier than more developed markets because they tend to develop unevenly and may never fully develop. Investments in emerging markets may be considered speculative. Emerging markets are more likely to experience hyperinflation and currency devaluations, which adversely affect returns to U.S. investors. In addition, many emerging securities markets have far lower trading volumes and less liquidity than developed markets.
- **Foreign Securities Risk** — Foreign investments often involve special risks not present in U.S. investments that can increase the chances that the Fund will lose money. These risks include:
  - The Fund generally holds its foreign securities and cash in foreign banks and securities depositories, which may be recently organized or new to the foreign custody business and may be subject to only limited or no regulatory oversight.
  - Changes in foreign currency exchange rates can affect the value of the Fund's portfolio.
  - The economies of certain foreign markets may not compare favorably with the economy of the United States with respect to such issues as growth of gross national product, reinvestment of capital, resources and balance of payments position.
  - The governments of certain countries, or the U.S. Government with respect to certain countries, may prohibit or impose substantial restrictions through capital controls and/or sanctions on foreign investments in the capital markets or certain industries in those countries, which may prohibit or restrict the ability to own or transfer currency, securities, derivatives or other assets.

- Many foreign governments do not supervise and regulate stock exchanges, brokers and the sale of securities to the same extent as does the United States and may not have laws to protect investors that are comparable to U.S. securities laws.
- Settlement and clearance procedures in certain foreign markets may result in delays in payment for or delivery of securities not typically associated with settlement and clearance of U.S. investments.
- The Fund's claims to recover foreign withholding taxes may not be successful, and if the likelihood of recovery of foreign withholding taxes materially decreases, due to, for example, a change in tax regulation or approach in the foreign country, accruals in the Fund's net asset value for such refunds may be written down partially or in full, which will adversely affect the Fund's net asset value.
- The European financial markets have recently experienced volatility and adverse trends due to concerns about economic downturns in, or rising government debt levels of, several European countries as well as acts of war in the region. These events may spread to other countries in Europe and may affect the value and liquidity of certain of the Fund's investments.
- **Geographic Risk** — A natural disaster could occur in a geographic region in which the Fund invests, which could adversely affect the economy or the business operations of companies in the specific geographic region, causing an adverse impact on the Fund's investments in, or which are exposed to, the affected region.
- **High Portfolio Turnover Risk** — The Fund may engage in active and frequent trading of its portfolio securities. High portfolio turnover (more than 100%) may result in increased transaction costs to the Fund, including brokerage commissions, dealer mark-ups and other transaction costs on the sale of the securities and on reinvestment in other securities. The sale of Fund portfolio securities may result in the realization and/or distribution to shareholders of higher capital gains or losses as compared to a fund with less active trading policies. These effects of higher than normal portfolio turnover may adversely affect Fund performance.
- **Income Risk** — Income risk is the risk that the Fund's yield will vary as short-term securities in its portfolio mature and the proceeds are reinvested in securities with different interest rates.
- **Indexed and Inverse Securities Risk** — Indexed and inverse securities provide a potential return based on a particular index of value or interest rates. The Fund's return on these securities will be subject to risk with respect to the value of the particular index. These securities are subject to leverage risk and correlation risk. Certain indexed and inverse securities have greater sensitivity to changes in interest rates or index levels than other securities, and the Fund's investment in such instruments may decline significantly in value if interest rates or index levels move in a way Fund management does not anticipate.
- **Index-Related Risk** — There is no guarantee that an Underlying Fund's investment results will have a high degree of correlation to those of its underlying index or that the Underlying Fund will achieve its investment objective. Market disruptions or high volatility, other unusual market circumstances and regulatory restrictions could have an adverse effect on an Underlying Fund's ability to adjust its exposure to the required levels in order to track its underlying index. Errors in index data, index computations or the construction of an underlying index in accordance with its methodology may occur from time to time and may not be identified and corrected by the index provider for a period of time or at all, which may have an adverse impact on an Underlying Fund and its shareholders. Unusual market conditions or other unforeseen circumstances (such as natural disasters, political unrest or war) may impact the index provider or a third-party data provider and could cause the index provider to postpone a scheduled rebalance. This could cause an underlying index to vary from its normal or expected composition.

An index fund has operating and other expenses while an index does not. As a result, while an Underlying Fund that is an index fund will attempt to track its underlying index as closely as possible, it will tend to underperform the underlying index to some degree over time. If an index fund is properly correlated to its stated index, the fund will perform poorly when the index performs poorly.

- **Inflation-Indexed Bonds Risk** — The principal value of an investment is not protected or otherwise guaranteed by virtue of the Fund's investments in inflation-indexed bonds.

Inflation-indexed bonds are fixed-income securities whose principal value is periodically adjusted according to the rate of inflation. If the index measuring inflation falls, the principal value of inflation-indexed bonds will be adjusted downward, and consequently the interest payable on these securities (calculated with respect to a smaller principal amount) will be reduced.

Repayment of the original bond principal upon maturity (as adjusted for inflation) is guaranteed in the case of U.S. Treasury inflation-indexed bonds. For bonds that do not provide a similar guarantee, the adjusted principal value of the bond repaid at maturity may be less than the original principal value.

The value of inflation-indexed bonds is expected to change in response to changes in real interest rates. Real interest rates are tied to the relationship between nominal interest rates and the rate of inflation. If nominal interest rates increase at a faster rate than inflation, real interest rates may rise, leading to a decrease in value of



inflation-indexed bonds. Short-term increases in inflation may lead to a decline in value. Any increase in the principal amount of an inflation-indexed bond will be considered taxable ordinary income, even though investors do not receive their principal until maturity.

Periodic adjustments for inflation to the principal amount of an inflation-indexed bond may give rise to original issue discount, which will be includable in the Fund's gross income. Due to original issue discount, the Fund may be required to make annual distributions to shareholders that exceed the cash received, which may cause the Fund to liquidate certain investments when it is not advantageous to do so. Also, if the principal value of an inflation-indexed bond is adjusted downward due to deflation, amounts previously distributed in the taxable year may be characterized in some circumstances as a return of capital.

- **Investment Style Risk** — Under certain market conditions, growth investments have performed better during the later stages of economic expansion and value investments have performed better during periods of economic recovery. Therefore, these investment styles may over time go in and out of favor. At times when an investment style used by the Fund or an Underlying Fund is out of favor, the Fund may underperform other funds that use different investment styles.
- **Issuer Risk** — Fund performance depends on the performance of individual securities to which the Fund has exposure. Changes in the financial condition or credit rating of an issuer of those securities may cause the value of the securities to decline.
- **Junk Bonds Risk** — Although junk bonds generally pay higher rates of interest than investment grade bonds, junk bonds are high risk investments that are considered speculative and may cause income and principal losses for the Fund.
- **Management Risk** — If a passively managed ETF does not fully replicate the underlying index, it is subject to the risk that the manager's investment management strategy may not produce the intended results.
- **Mezzanine Securities Risk** — Mezzanine securities carry the risk that the issuer will not be able to meet its obligations and that the equity securities purchased with the mezzanine investments may lose value.
- **Model Risk** — The Fund seeks to pursue its investment objective by using proprietary models that incorporate quantitative analysis. Investments selected using these models may perform differently than as forecasted due to the factors incorporated into the models and the weighting of each factor, changes from historical trends, and issues in the construction and implementation of the models (including, but not limited to, software issues and other technological issues). There is no guarantee that BlackRock's use of these models will result in effective investment decisions for the Fund.

The information and data used in the models may be supplied by third parties. Inaccurate or incomplete data may limit the effectiveness of the models. In addition, some of the data that BlackRock uses may be historical data, which may not accurately predict future market movement. There is a risk that the models will not be successful in selecting investments or in determining the weighting of investment positions that will enable the Fund to achieve its investment objective.

- **Mortgage- and Asset-Backed Securities Risks** — Mortgage- and asset-backed securities represent interests in "pools" of mortgages or other assets, including consumer loans or receivables held in trust. Mortgage- and asset-backed securities are subject to credit, interest rate, prepayment and extension risks. These securities also are subject to risk of default on the underlying mortgage or asset, particularly during periods of economic downturn. Small movements in interest rates (both increases and decreases) may quickly and significantly reduce the value of certain mortgage-backed securities.
- **Municipal Securities Risks** — Municipal securities risks include the ability of the issuer to repay the obligation, the relative lack of information about certain issuers of municipal securities, and the possibility of future legislative changes which could affect the market for and value of municipal securities. These risks include:
  - General Obligation Bonds Risks* — Timely payments depend on the issuer's credit quality, ability to raise tax revenues and ability to maintain an adequate tax base.
  - Revenue Bonds Risks* — These payments depend on the money earned by the particular facility or class of facilities, or the amount of revenues derived from another source.
  - Private Activity Bonds Risks* — Municipalities and other public authorities issue private activity bonds to finance development of industrial facilities for use by a private enterprise. The private enterprise pays the principal and interest on the bond, and the issuer does not pledge its full faith, credit and taxing power for repayment.
  - Moral Obligation Bonds Risks* — Moral obligation bonds are generally issued by special purpose public authorities of a state or municipality. If the issuer is unable to meet its obligations, repayment of these bonds becomes a moral commitment, but not a legal obligation, of the state or municipality.
  - Municipal Notes Risks* — Municipal notes are shorter term municipal debt obligations. If there is a shortfall in the anticipated proceeds, the notes may not be fully repaid and the Fund may lose money.

*Municipal Lease Obligations Risks* — In a municipal lease obligation, the issuer agrees to make payments when due on the lease obligation. Although the issuer does not pledge its unlimited taxing power for payment of the lease obligation, the lease obligation is secured by the leased property.

*Tax-Exempt Status Risk* — The Fund and its investment manager will rely on the opinion of issuers' bond counsel and, in the case of derivative securities, sponsors' counsel, on the tax-exempt status of interest on municipal bonds and payments under derivative securities. Neither the Fund nor its investment manager will independently review the bases for those tax opinions, which may ultimately be determined to be incorrect and subject the Fund and its shareholders to substantial tax liabilities.

- **National Closed Market Trading Risk** — To the extent that the underlying securities and/or other assets held by an Underlying Fund that is an ETF trade on foreign exchanges or in foreign markets that may be closed when the securities exchange on which the Underlying Fund's shares trade is open, there are likely to be deviations between the current price of such an underlying security and the last quoted price for the underlying security (i.e., an Underlying Fund's quote from the closed foreign market). The impact of a closed foreign market on an Underlying Fund is likely to be greater where a large portion of the Underlying Fund's underlying securities and/or other assets trade on that closed foreign market or when the foreign market is closed for unscheduled reasons. These deviations could result in premiums or discounts to one or more of the Underlying Funds' net asset values that may be greater than those experienced by other ETFs.
- **"New Issues" Risk** — "New issues" are initial public offerings ("IPOs") of equity securities. Securities issued in IPOs have no trading history, and information about the companies may be available for very limited periods. In addition, the prices of securities sold in IPOs may be highly volatile or may decline shortly after the IPO.
- **Passive Investment Risk** — Because BFA does not select individual companies in the underlying indexes for certain Underlying Funds, those Underlying Funds may hold securities of companies that present risks that an investment adviser researching individual securities might seek to avoid.
- **Pay-in-kind Bonds Risk** — Similar to zero coupon obligations, pay-in-kind bonds also carry additional risk as holders of these types of securities realize no cash until the cash payment date unless a portion of such securities is sold and, if the issuer defaults, the Fund may obtain no return at all on its investment. The market price of pay-in-kind bonds is affected by interest rate changes to a greater extent, and therefore tends to be more volatile, than that of securities which pay interest in cash.
- **Preferred Securities Risk** — Preferred securities may pay fixed or adjustable rates of return. Preferred securities are subject to issuer-specific and market risks applicable generally to equity securities. In addition, a company's preferred securities generally pay dividends only after the company makes required payments to holders of its bonds and other debt. For this reason, the value of preferred securities will usually react more strongly than bonds and other debt to actual or perceived changes in the company's financial condition or prospects. Preferred securities of smaller companies may be more vulnerable to adverse developments than preferred securities of larger companies.
- **Real Estate-Related Securities Risk** — The main risk of real estate-related securities is that the value of the underlying real estate may go down. Many factors may affect real estate values. These factors include both the general and local economies, vacancy rates, tenant bankruptcies, the ability to re-lease space under expiring leases on attractive terms, the amount of new construction in a particular area, the laws and regulations (including zoning, environmental and tax laws) affecting real estate and the costs of owning, maintaining and improving real estate. The availability of mortgage financing and changes in interest rates may also affect real estate values. If the Fund's real estate-related investments are concentrated in one geographic area or in one property type, the Fund will be particularly subject to the risks associated with that area or property type. Many issuers of real estate-related securities are highly leveraged, which increases the risk to holders of such securities. The value of the securities the Fund buys will not necessarily track the value of the underlying investments of the issuers of such securities.
- **REIT Investment Risk** — Investments in REITs involve unique risks. REITs may have limited financial resources, may trade less frequently and in limited volume, may engage in dilutive offerings of securities and may be more volatile than other securities. REIT issuers may also fail to maintain their exemptions from investment company registration or fail to qualify for the "dividends paid deduction" under the Internal Revenue Code of 1986, as amended (the "Internal Revenue Code"), which allows REITs to reduce their corporate taxable income for dividends paid to their shareholders.
- **Representative Sampling Risk** — Representative sampling is a method of indexing that involves investing in a representative sample of securities that collectively have a similar investment profile to the index and resemble the index in terms of risk factors and other key characteristics. An ETF may or may not hold every security in the index. When an ETF deviates from a full replication indexing strategy to utilize a representative sampling strategy, the ETF is subject to an increased risk of tracking error, in that the securities selected in the aggregate for the ETF may not have an investment profile similar to those of its index.
- **Repurchase Agreements and Purchase and Sale Contracts Risk** — If the other party to a repurchase agreement or purchase and sale contract defaults on its obligation under the agreement, the Fund may suffer delays and incur

costs or lose money in exercising its rights under the agreement. If the seller fails to repurchase the security in either situation and the market value of the security declines, the Fund may lose money.

- **Reverse Repurchase Agreements Risk** — Reverse repurchase agreements involve the sale of securities held by the Fund with an agreement to repurchase the securities at an agreed-upon price, date and interest payment. Reverse repurchase agreements involve the risk that the other party may fail to return the securities in a timely manner or at all. The Fund could lose money if it is unable to recover the securities and the value of the collateral held by the Fund, including the value of the investments made with cash collateral, is less than the value of the securities. These events could also trigger adverse tax consequences for the Fund. In addition, reverse repurchase agreements involve the risk that the interest income earned in the investment of the proceeds will be less than the interest expense.
- **Risks of Loan Assignments and Participations** — As the purchaser of an assignment, the Fund typically succeeds to all the rights and obligations of the assigning institution and becomes a lender under the credit agreement with respect to the debt obligation; however, the Fund may not be able unilaterally to enforce all rights and remedies under the loan and with regard to any associated collateral. Because assignments may be arranged through private negotiations between potential assignees and potential assignors, the rights and obligations acquired by the Fund as the purchaser of an assignment may differ from, and be more limited than, those held by the assigning lender. In addition, if the loan is foreclosed, the Fund could become part owner of any collateral and could bear the costs and liabilities of owning and disposing of the collateral. The Fund may be required to pass along to a purchaser that buys a loan from the Fund by way of assignment a portion of any fees to which the Fund is entitled under the loan. In connection with purchasing participations, the Fund generally will have no right to enforce compliance by the borrower with the terms of the loan agreement relating to the loan, nor any rights of set-off against the borrower, and the Fund may not directly benefit from any collateral supporting the loan in which it has purchased the participation. As a result, the Fund will be subject to the credit risk of both the borrower and the lender that is selling the participation. In the event of the insolvency of the lender selling a participation, the Fund may be treated as a general creditor of the lender and may not benefit from any set-off between the lender and the borrower.
- **Second Lien Loans Risk** — Second lien loans generally are subject to similar risks as those associated with investments in senior loans. Because second lien loans are subordinated or unsecured and thus lower in priority of payment to senior loans, they are subject to the additional risk that the cash flow of the borrower and property securing the loan or debt, if any, may be insufficient to meet scheduled payments after giving effect to the senior secured obligations of the borrower.
- **Senior Loans Risk** — There is less readily available, reliable information about most senior loans than is the case for many other types of securities. An economic downturn generally leads to a higher non-payment rate, and a senior loan may lose significant value before a default occurs. Moreover, any specific collateral used to secure a senior loan may decline in value or become illiquid, which would adversely affect the senior loan's value. No active trading market may exist for certain senior loans, which may impair the ability of the Fund to realize full value in the event of the need to sell a senior loan and which may make it difficult to value senior loans. Although senior loans in which the Fund will invest generally will be secured by specific collateral, there can be no assurance that liquidation of such collateral would satisfy the borrower's obligation in the event of non-payment of scheduled interest or principal or that such collateral could be readily liquidated. To the extent that a senior loan is collateralized by stock in the borrower or its subsidiaries, such stock may lose all of its value in the event of the bankruptcy of the borrower. Uncollateralized senior loans involve a greater risk of loss.
- **Shares of an ETF May Trade at Prices Other Than Net Asset Value** — Shares of an ETF trade on exchanges at prices at, above or below their most recent net asset value ("NAV"). The per share net asset value of an ETF is calculated at the end of each business day and fluctuates with changes in the market value of the ETF's holdings since the most recent calculation. The trading prices of an ETF's shares fluctuate continuously throughout trading hours based on market supply and demand rather than net asset value. The trading prices of an ETF's shares may deviate significantly from net asset value during periods of market volatility. Any of these factors may lead to an ETF's shares trading at a premium or discount to net asset value. However, because shares can be created and redeemed in creation units, which are aggregated blocks of shares that authorized participants who have entered into agreements with the ETF's distributor can purchase or redeem directly from the ETF, at net asset value (unlike shares of many closed-end funds, which frequently trade at appreciable discounts from, and sometimes at premiums to, their net asset values), large discounts or premiums to the net asset value of an ETF are not likely to be sustained over the long-term. While the creation/redemption feature is designed to make it likely that an ETF's shares normally trade on exchanges at prices close to the ETF's next calculated net asset value, exchange prices are not expected to correlate exactly with an ETF's net asset value due to timing reasons as well as market supply and demand factors. In addition, disruptions to creations and redemptions or the existence of extreme market volatility may result in trading prices that differ significantly from net asset value. If a shareholder purchases at a time when the market price is at a premium to the net asset value or sells at a time when the market price is at a discount to the net asset value, the shareholder may sustain losses.

- **Short Sales Risk** — Because making short sales in securities that it does not own exposes the Fund to the risks associated with those securities, such short sales involve speculative exposure risk. The Fund will incur a loss as a result of a short sale if the price of the security increases between the date of the short sale and the date on which the Fund replaces the security sold short.
- **Small and Mid-Capitalization Company Risk** — Companies with small or mid-size market capitalizations will normally have more limited product lines, markets and financial resources and will be dependent upon a more limited management group than larger capitalized companies. In addition, it is more difficult to get information on smaller companies, which tend to be less well known, have shorter operating histories, do not have significant ownership by large investors and are followed by relatively few securities analysts.
- **Small Cap and Emerging Growth Securities Risk** — Small cap or emerging growth companies may have limited product lines or markets. They may be less financially secure than larger, more established companies. They may depend on a more limited management group than larger capitalized companies.
- **Sovereign Debt Risk** — Sovereign debt instruments are subject to the risk that a governmental entity may delay or refuse to pay interest or repay principal on its sovereign debt, due, for example, to cash flow problems, insufficient foreign currency reserves, political considerations, the relative size of the governmental entity's debt position in relation to the economy or the failure to put in place economic reforms required by the International Monetary Fund or other multilateral agencies.
- **Structured Notes Risk** — Structured notes and other related instruments purchased by the Fund are generally privately negotiated debt obligations where the principal and/or interest is determined by reference to the performance of a specific asset, benchmark asset, market or interest rate ("reference measure"). The purchase of structured notes exposes the Fund to the credit risk of the issuer of the structured product. Structured notes may be leveraged, increasing the volatility of each structured note's value relative to the change in the reference measure. Structured notes may also be less liquid and more difficult to price accurately than less complex securities and instruments or more traditional debt securities.
- **Structured Products Risk** — Holders of structured products bear risks of the underlying investments, index or reference obligation and are subject to counterparty risk. The Fund may have the right to receive payments only from the structured product, and generally does not have direct rights against the issuer or the entity that sold the assets to be securitized. Certain structured products may be thinly traded or have a limited trading market. In addition to the general risks associated with debt securities discussed herein, structured products carry additional risks, including, but not limited to: the possibility that distributions from collateral securities will not be adequate to make interest or other payments; the quality of the collateral may decline in value or default; and the possibility that the structured products are subordinate to other classes. Structured notes are based upon the movement of one or more factors, including currency exchange rates, interest rates, reference bonds and stock indices, and changes in interest rates and impact of these factors may cause significant price fluctuations. Additionally, changes in the reference instrument or security may cause the interest rate on the structured note to be reduced to zero.
- **Supranational Entities Risk** — The Fund may invest in obligations issued or guaranteed by the World Bank. The government members, or "stockholders," usually make initial capital contributions to the World Bank and in many cases are committed to make additional capital contributions if the World Bank is unable to repay its borrowings. There is no guarantee that one or more stockholders of the World Bank will continue to make any necessary additional capital contributions. If such contributions are not made, the entity may be unable to pay interest or repay principal on its debt securities, and the Fund may lose money on such investments.
- **Tender Option Bonds and Related Securities Risk** — The Fund's participation in tender option bond transactions may reduce the Fund's returns and/or increase volatility. Investments in tender option bond transactions expose the Fund to counterparty risk and leverage risk. An investment in a tender option bond transaction typically will involve greater risk than an investment in a municipal fixed rate security, including the risk of loss of principal. Distributions on residual inverse floating rate interest tender option bonds ("TOB Residuals") will bear an inverse relationship to short-term municipal security interest rates. Distributions on TOB Residuals paid to the Fund will be reduced or, in the extreme, eliminated as short-term municipal interest rates rise and will increase when short-term municipal interest rates fall. TOB Residuals generally will underperform the market for fixed rate municipal securities in a rising interest rate environment. The Fund may invest in beneficial interests in a special purpose trust formed for the purpose of holding Municipal Bonds contributed by one or more funds (a "TOB Trust") on either a non-recourse or recourse basis. If the Fund invests in a TOB Trust on a recourse basis, it could suffer losses in excess of the value of its TOB Residuals.
- **Tracking Error Risk** — Tracking error is the divergence of an Underlying Fund's performance from that of its underlying index. Tracking error may occur because of differences between the securities and other instruments held in an Underlying Fund's portfolio and those included in its underlying index, pricing differences (including, as applicable, differences between a security's price at the local market close and an Underlying Fund's valuation of a security at the time of calculation of an Underlying Fund's NAV), differences in transaction costs, an Underlying Fund's holding of uninvested cash, differences in timing of the accrual of or the valuation of dividends or other

distributions, interest, the requirements to maintain pass-through tax treatment, portfolio transactions carried out to minimize the distribution of capital gains to shareholders, changes to an underlying index and the cost to an Underlying Fund of complying with various new or existing regulatory requirements. These risks may be heightened during times of increased market volatility or other unusual market conditions. In addition, tracking error may result because an Underlying Fund incurs fees and expenses, while its underlying index does not.

- **U.S. Government Issuer Risk** — Treasury obligations may differ in their interest rates, maturities, times of issuance and other characteristics. Obligations of U.S. Government agencies and authorities are supported by varying degrees of credit but generally are not backed by the full faith and credit of the U.S. Government. No assurance can be given that the U.S. Government will provide financial support to its agencies and authorities if it is not obligated by law to do so.
- **U.S. Government Mortgage-Related Securities Risk** — There are a number of important differences among the agencies and instrumentalities of the U.S. Government that issue mortgage-related securities and among the securities that they issue. Mortgage-related securities guaranteed by the Government National Mortgage Association (“GNMA” or “Ginnie Mae”) are guaranteed as to the timely payment of principal and interest by GNMA and such guarantee is backed by the full faith and credit of the United States. GNMA securities also are supported by the right of GNMA to borrow funds from the U.S. Treasury to make payments under its guarantee. Mortgage-related securities issued by Fannie Mae or Freddie Mac are solely the obligations of Fannie Mae or Freddie Mac, as the case may be, and are not backed by or entitled to the full faith and credit of the United States but are supported by the right of the issuer to borrow from the Treasury.
- **Variable and Floating Rate Instrument Risk** — Variable and floating rate securities provide for periodic adjustment in the interest rate paid on the securities. These securities may be subject to greater illiquidity risk than other fixed income securities, meaning the absence of an active market for these securities could make it difficult for the Fund to dispose of them at any given time.
- **Warrants Risk** — If the price of the underlying stock does not rise above the exercise price before the warrant expires, the warrant generally expires without any value and the Fund will lose any amount it paid for the warrant. Thus, investments in warrants may involve substantially more risk than investments in common stock. Warrants may trade in the same markets as their underlying stock; however, the price of the warrant does not necessarily move with the price of the underlying stock.
- **When-Issued and Delayed Delivery Securities and Forward Commitments Risk** — When-issued and delayed delivery securities and forward commitments involve the risk that the security the Fund buys will lose value prior to its delivery. There also is the risk that the security will not be issued or that the other party to the transaction will not meet its obligation. If this occurs, the Fund may lose both the investment opportunity for the assets it set aside to pay for the security and any gain in the security’s price.
- **Zero Coupon Securities Risk** — While interest payments are not made on such securities, holders of such securities are deemed to have received income (“phantom income”) annually, notwithstanding that cash may not be received currently. The effect of owning instruments that do not make current interest payments is that a fixed yield is earned not only on the original investment but also, in effect, on all discount accretion during the life of the obligations. This implicit reinvestment of earnings at a fixed rate eliminates the risk of being unable to invest distributions at a rate as high as the implicit yield on the zero coupon bond, but at the same time eliminates the holder’s ability to reinvest at higher rates in the future. For this reason, some of these securities may be subject to substantially greater price fluctuations during periods of changing market interest rates than are comparable securities that pay interest currently. Longer term zero coupon bonds are more exposed to interest rate risk than shorter term zero coupon bonds. These investments benefit the issuer by mitigating its need for cash to meet debt service, but also require a higher rate of return to attract investors who are willing to defer receipt of cash.

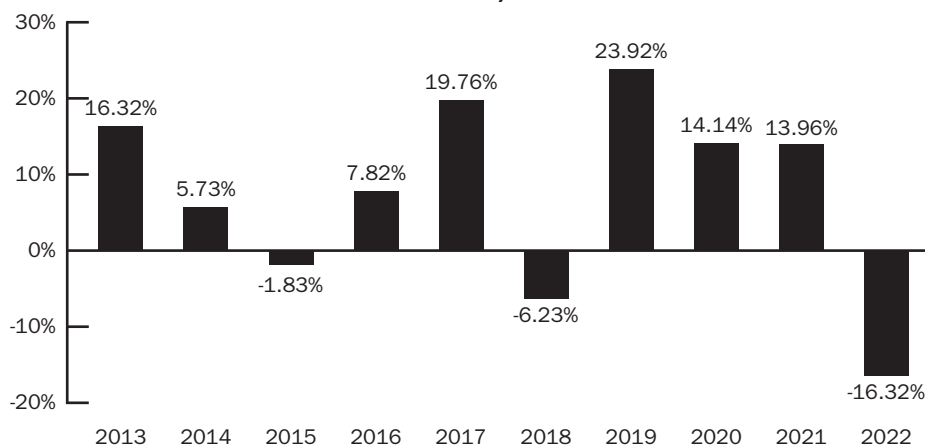
## Performance Information

---

The information shows you how LifePath Dynamic 2035 Fund’s performance has varied year by year and provides some indication of the risks of investing in the Fund. The bar chart shows the returns for Class K Shares of the Fund for each of the last ten calendar years. The average annual total returns table compares the performance of the Fund to that of the Russell 1000® Index and the LifePath Dynamic 2035 Fund Custom Benchmark, a customized weighted index comprised of the Bloomberg U.S. Aggregate Bond Index, Bloomberg U.S. Treasury Inflation Protected Securities (TIPS) Index (Series-L), FTSE EPRA Nareit Developed Index, MSCI ACWI ex USA IMI Index, Russell 1000® Index and Russell 2000® Index, which are representative of the asset classes in which the Fund invests according to their weightings as of March 31, 2022. The weightings of the indices in the LifePath Dynamic 2035 Fund Custom Benchmark are adjusted periodically to reflect the investment adviser’s evaluation and adjustment of the Fund’s asset allocation strategy. The returns of the LifePath Dynamic 2035 Fund Custom Benchmark shown in the average annual total returns table are not recalculated or restated when they are adjusted to reflect the Fund’s asset allocation strategy but rather reflect the LifePath Dynamic 2035 Fund Custom Benchmark’s actual allocation over time, which may be different from the current allocation. Effective July 29, 2022, the LifePath Dynamic 2035 Fund Custom Benchmark against which the Fund measures its performance will be changed to remove Bloomberg U.S. Aggregate Bond Index and to add

Bloomberg U.S. Long Credit Bond Index, Bloomberg U.S. Intermediate Credit Bond Index, Bloomberg U.S. Long Government Bond Index, Bloomberg U.S. Intermediate Government Bond Index and Bloomberg U.S. Securitized: MBS, ABS and CMBS Index. Fund management believes that the updated LifePath Dynamic 2035 Fund Custom Benchmark is more representative of the sectors in which the Fund invests. Effective March 31, 2018, the investment adviser determined not to allocate any of the Fund's assets to underlying funds that invest primarily in commodities. Performance for the periods shown prior to March 31, 2018 is based on the prior target asset allocation. Effective November 7, 2016, the Fund changed its investment strategy to (i) incorporate a Global Tactical Asset Allocation into its glidepath, (ii) increase the flexibility of its equity allocations and (iii) diversify its fixed-income strategies. Performance for the periods shown between December 14, 2015 and November 7, 2016 is based on the prior investment strategy. Effective December 14, 2015, the Fund changed its investment strategy to (i) incorporate a dynamic glidepath and (ii) invest directly in securities and derivatives, as well as in underlying funds. Performance for the periods shown prior to December 14, 2015 is based on the prior investment strategy. Effective November 28, 2014, the Fund changed its glide path and target asset allocation to target higher levels of equity exposure for the Fund throughout the glide path. Performance for the periods shown prior to November 28, 2014 is based on the prior glide path and target asset allocation. To the extent that dividends and distributions have been paid by the Fund, the performance information of the Fund in the chart and table assumes reinvestment of the dividends and distributions. The table includes all applicable fees. How the Fund performed in the past (before and after taxes) is not necessarily an indication of how it will perform in the future. If BFA, BAL and their affiliates had not waived or reimbursed certain Fund expenses during these periods, the Fund's returns would have been lower. Updated information on the Fund's performance, including its current net asset value, can be obtained by visiting <http://www.blackrock.com> or can be obtained by phone at (800) 882-0052.

**Class K Shares**  
**ANNUAL TOTAL RETURNS**  
**LifePath Dynamic 2035 Fund**  
**As of 12/31**



During the ten-year period shown in the bar chart, the highest return for a quarter was 17.11% (quarter ended June 30, 2020) and the lowest return for a quarter was -18.73% (quarter ended March 31, 2020).

**For the periods ended 12/31/22**  
**Average Annual Total Returns**

	<b>1 Year</b>	<b>5 Years</b>	<b>10 Years</b>
LifePath Dynamic 2035 Fund — Class K Shares			
Return Before Taxes	(16.32)%	4.81%	7.03%
Return After Taxes on Distributions	(16.73)%	2.66%	5.05%
Return After Taxes on Distributions and Sale of Fund Shares	(9.57)%	3.12%	4.98%
LifePath Dynamic 2035 Fund Custom Benchmark (Reflects no deduction for fees, expenses or taxes)	(16.98)%	4.37%	6.62%
Russell 1000® Index (Reflects no deduction for fees, expenses or taxes)	(19.13)%	9.13%	12.37%

After-tax returns are calculated using the historical highest individual federal marginal income tax rates and do not reflect the impact of state and local taxes. Actual after-tax returns depend on the investor's tax situation and may differ from those shown, and the after-tax returns shown are not relevant to investors who hold their shares through tax-deferred arrangements, such as 401(k) plans or individual retirement accounts.

**Investment Adviser**

The Fund's investment adviser is BlackRock Fund Advisors (previously defined as "BFA"). The Fund's sub-advisers are BlackRock International Limited and BlackRock (Singapore) Limited. Where applicable, "BFA" refers also to the Fund's sub-advisers.

## Portfolio Managers

---

Name	Portfolio Manager of the Fund Since	Title
Philip Green	2016	Managing Director of BlackRock, Inc.
Chris Chung, CFA	2020	Managing Director of BlackRock, Inc.

---

## Purchase and Sale of Fund Shares

---

Class K Shares of the Fund are available only to (i) certain employee benefit plans, such as health savings accounts, and certain employer-sponsored retirement plans (not including SEP IRAs, SIMPLE IRAs and SARSEPs) (collectively, “Employer-Sponsored Retirement Plans”), (ii) collective trust funds, investment companies and other pooled investment vehicles, each of which may purchase shares of the Fund through a Financial Intermediary that has entered into an agreement with the Fund’s distributor to purchase such shares, (iii) “Institutional Investors,” which include, but are not limited to, endowments, foundations, family offices, banks and bank trusts, local, city, and state governmental institutions, corporations and insurance company separate accounts, each of which may purchase shares of the Fund through a Financial Intermediary that has entered into an agreement with the Fund’s distributor to purchase such shares, (iv) clients of private banks that purchase shares of the Fund through a Financial Intermediary that has entered into an agreement with the Fund’s distributor to sell such shares; (v) fee-based advisory platforms of a Financial Intermediary that (a) has specifically acknowledged in a written agreement with the Fund’s distributor and/or its affiliate(s) that the Financial Intermediary shall offer such shares to fee-based advisory clients through an omnibus account held at the Fund or (b) transacts in the Fund’s shares through another intermediary that has executed such an agreement and (vi) any other investors who met the eligibility criteria for BlackRock Shares or Class K Shares prior to August 15, 2016 and have continually held Class K Shares of the Fund in the same account since August 15, 2016.

You may purchase or redeem shares of the Fund each day the New York Stock Exchange is open. Purchase orders may also be placed by calling (800) 537-4942, by mail (c/o BlackRock Funds III, P.O. Box 534429, Pittsburgh, Pennsylvania 15253-4429), or online at [www.blackrock.com](http://www.blackrock.com). Institutional Investors are subject to a \$5 million minimum initial investment requirement. Other investors, including Employer-Sponsored Retirement Plans, have no minimum initial investment requirement. There is no minimum investment amount for additional purchases.

## Tax Information

---

Different income tax rules apply depending on whether you are invested through a qualified tax-exempt plan described in section 401(a) of the Internal Revenue Code. If you are invested through such a plan (and Fund shares are not “debt-financed property” to the plan), then the dividends paid by the Fund and the gain realized from a redemption or exchange of Fund shares will generally not be subject to U.S. federal income taxes until you withdraw or receive distributions from the plan. If you are not invested through such a plan, then the Fund’s dividends and gain from a redemption or exchange may be subject to U.S. federal income taxes and may be taxed as ordinary income or capital gains, unless you are a tax-exempt investor.

## Payments to Broker/Dealers and Other Financial Intermediaries

---

If you purchase shares of the Fund through a Financial Intermediary, the Fund and BlackRock Investments, LLC, the Fund’s distributor, or its affiliates may pay the Financial Intermediary for the sale of Fund shares and related services. These payments may create a conflict of interest by influencing the Financial Intermediary and your individual financial professional to recommend the Fund over another investment.

Class K Shares are only available through a Financial Intermediary if the Financial Intermediary will not receive from Fund assets, or the Fund’s distributor’s or an affiliate’s resources, any commission payments, shareholder servicing fees (including sub-transfer agent and networking fees), or distribution fees (including Rule 12b-1 fees) with respect to assets invested in Class K Shares.

Ask your individual financial professional or visit your Financial Intermediary’s website for more information.

# Fund Overview

## Key Facts About BlackRock LifePath® Dynamic 2040 Fund

### Investment Objective

The investment objective of BlackRock LifePath® Dynamic 2040 Fund (“LifePath Dynamic 2040 Fund” or the “Fund”), a series of BlackRock Funds III (the “Trust”), is to seek to provide for retirement outcomes based on quantitatively measured risk. In pursuit of this objective, the Fund will be broadly diversified across global asset classes, with asset allocations becoming more conservative over time.

### Fees and Expenses of the Fund

The table below describes the fees and expenses that you may pay if you buy, hold and sell Class K Shares of LifePath Dynamic 2040 Fund. **You may pay other fees, such as brokerage commissions and other fees to your financial professional or your selected securities dealer, broker, investment adviser, service provider or industry professional (including BlackRock Fund Advisors (“BFA”) and its affiliates) (each, a “Financial Intermediary”), which are not reflected in the table and example below.**

Annual Fund Operating Expenses (expenses that you pay each year as a percentage of the value of your investment)	Class K Shares
Management Fee <sup>1,2,4</sup>	0.30%
Distribution and/or Service (12b-1) Fees	None
Other Expenses <sup>1,3,4,5</sup>	0.05%
Administration Fees <sup>1,3,4</sup>	0.04%
Independent Expenses <sup>5</sup>	0.01%
Acquired Fund Fees and Expenses <sup>1,4</sup>	0.27%
Total Annual Fund Operating Expenses <sup>4</sup>	0.62%
Fee Waivers and/or Expense Reimbursements <sup>1,5</sup>	(0.28)%
Total Annual Fund Operating Expenses After Fee Waivers and/or Expense Reimbursements <sup>1,5</sup>	0.34%

<sup>1</sup> As described in the “Management of the Funds” section of the Fund’s prospectus beginning on page 198, BlackRock Advisors, LLC (“BAL”) and BFA have contractually agreed to reimburse the Fund for Acquired Fund Fees and Expenses up to a maximum amount equal to the combined Management Fee and Administration Fee of each share class of the Fund, through June 30, 2024. In addition, BFA has contractually agreed to waive its management fees by the amount of investment advisory fees the Fund pays to BFA indirectly through its investment in money market funds managed by BFA or its affiliates, through June 30, 2024. The contractual agreements may be terminated upon 90 days’ notice by a majority of the non-interested trustees of the Trust or by a vote of a majority of the outstanding voting securities of the Fund.

<sup>2</sup> The Management Fee has been restated to reflect current fees.

<sup>3</sup> Administration Fees have been restated to reflect current fees.

<sup>4</sup> Total Annual Fund Operating Expenses do not correlate to the ratio of expenses to average net assets given in the Fund’s most recent annual report, which does not include Acquired Fund Fees and Expenses, the restatement of the Management Fee or the restatement of the Administration Fees to reflect current fees.

<sup>5</sup> Independent Expenses consist of the Fund’s allocable portion of the fees and expenses of the independent trustees of the Trust, counsel to such independent trustees and the independent registered public accounting firm that provides audit services to the Fund. BAL and BFA have contractually agreed to reimburse, or provide offsetting credits to, the Fund for Independent Expenses through June 30, 2033. After giving effect to such contractual arrangements, Independent Expenses will be 0.00%. Such contractual arrangements may not be terminated prior to July 1, 2033 without the consent of the Board of Trustees of the Trust.

### Example:

This Example is intended to help you compare the cost of investing in Class K Shares of the Fund with the cost of investing in other mutual funds. The Example assumes that you invest \$10,000 in Class K Shares of the Fund for the time periods indicated and then redeem all of your shares at the end of those periods. The Example also assumes that your investment has a 5% return each year and that Class K Shares of the Fund’s operating expenses remain the same. Although your actual costs may be higher or lower, based on these assumptions your costs would be:

	1 Year	3 Years	5 Years	10 Years
Class K Shares	\$35	\$168	\$313	\$736

### Portfolio Turnover:

The Fund pays transaction costs, such as commissions, when it buys and sells securities (or “turns over” its portfolio). A higher portfolio turnover rate may indicate higher transaction costs and may result in higher taxes when shares are held in a taxable account. These costs, which are not reflected in annual fund operating expenses or in the Example, affect the Fund’s performance. During the most recent fiscal year, the Fund’s portfolio turnover rate was 13% of the average value of its portfolio.



## Principal Investment Strategies of the Fund

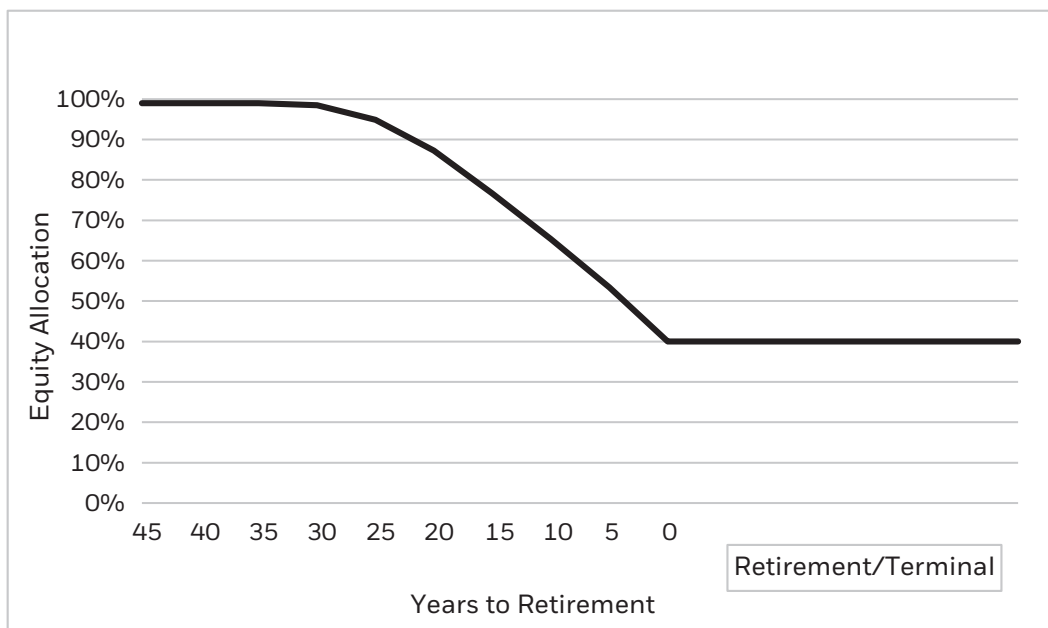
LifePath Dynamic 2040 Fund allocates and reallocates its assets among a combination of equity, bond and money market funds (the “Underlying Funds”) and derivatives in proportions based on its own comprehensive investment strategy. Under normal circumstances, the Fund intends to invest primarily in affiliated open-end funds and affiliated exchange-traded funds (“ETFs”), some of which may be index funds.

The Fund may, when consistent with its investment goal, buy or sell options or futures, or enter into total return swaps and foreign currency transactions (collectively, commonly known as derivatives). The Fund may seek to obtain market exposure to the securities in which it primarily invests by entering into a series of purchase and sale contracts or by using other investment techniques (such as reverse repurchase agreements or dollar rolls). The Fund may use derivatives as a substitute for taking a position in an Underlying Fund and/or as part of a strategy to reduce exposure to certain risks. The Fund may also use derivatives to enhance return, in which case their use may involve leveraging risk. Derivatives that are used as a substitute for taking a position in an Underlying Fund, to reduce exposure to risks (other than duration or currency risk) or to enhance return will increase or decrease the Fund’s equity or fixed income allocations for purposes of the glide path by the notional amount of such derivatives. Derivatives that are used to manage duration or hedge currency risk will not be allocated to the Fund’s equity or fixed income allocations for purposes of the glide path.

The Fund is designed for investors expecting to retire or to begin withdrawing assets around the year 2040. The Fund seeks to provide for retirement outcomes based on quantitatively measured risk. BFA employs a multi-dimensional approach to assess risk for the Fund and to determine the Fund’s allocation across asset classes. As part of this multi-dimensional approach, BFA aims to quantify risk using proprietary risk measurement tools that, among other things, analyze historical and forward-looking securities market data, including risk, asset class correlations, and expected returns. As of March 31, 2023, the Fund held approximately 85% of its assets (including notional exposure through derivatives) in equity Underlying Funds and equity related derivatives, approximately 15% of its assets (including notional exposure through derivatives) in fixed income Underlying Funds and fixed income related derivatives and approximately 0% of its assets in cash (including cash offsets from derivatives) and Underlying Funds that invest primarily in money market instruments. Certain Underlying Funds may invest in equity securities of issuers that are primarily engaged in or related to the real estate industry, real estate investment trusts (“REITs”), foreign securities, emerging market securities, below investment-grade bonds, commodity-related instruments and derivative securities or instruments, such as options and futures, the value of which is derived from another security, a commodity, a currency or an index.

Under normal circumstances, the asset allocation will change over time according to a “glide path” as the Fund approaches its target date. The glide path below represents the shifting of asset classes over time. As the glide path shows, the Fund’s asset mix becomes more conservative — prior to retirement — as time elapses. This reflects the need for reduced investment risks as retirement approaches and the need for lower volatility of the Fund, which may be a primary source of income after retirement.

The following chart illustrates the glide path — the target allocation among asset classes as the Fund approaches its target date.



The following table lists the target allocation by years until retirement:

<b>Years Until Retirement</b>	<b>Equity Funds (includes REITs)<sup>1</sup></b>	<b>Fixed-Income Funds<sup>1</sup></b>
45	99%	1%
40	99%	1%
35	99%	1%
30	98%	2%
25	95%	5%
20	87%	13%
15	77%	23%
10	65%	35%
5	53%	47%
0	40%	60%

<sup>1</sup> BFA may adjust the allocation to equity and fixed-income in the Fund, based on an assessment of the current market conditions and the potential contribution of each asset class to the expected risk and return characteristics of the Fund. In general, the adjustments will be limited to +/- 10% relative to the target allocations.

The asset allocation targets are established by the portfolio managers. The investment team, including the portfolio managers, meets regularly to assess market conditions, review the asset allocation targets of the Fund, and determine whether any changes are required to enable the Fund to achieve its investment objective.

Although the asset allocation targets listed for the glide path are general, long-term targets, BFA may adjust the allocation to equity and fixed-income in the Fund, based on an assessment of the current market conditions and the potential contribution of each asset class to the expected risk and return characteristics of the Fund. In general, the adjustments will be limited to +/- 10% relative to the target allocations. BFA may determine, in light of market conditions or other factors, that a greater variation is warranted to protect the Fund or achieve its investment objective. Investments in Underlying Funds will be allocated towards the equity and fixed income percentages based on their classification. The Fund may also seek asset allocation to equity and fixed income by investing in funds that invest in a mix of equity and fixed income instruments (“multi-asset funds”). Investments in multi-asset funds will be allocated towards the equity and fixed income percentages listed for the glide path based on the multi-asset fund’s underlying investments in equity and fixed income instruments.

BFA’s second step in the structuring of the Fund is the selection of the Underlying Funds, equity securities and derivatives. Factors such as fund classifications, historical risk and performance, and the relationship to other Underlying Funds in the Fund are considered when selecting Underlying Funds. The specific Underlying Funds selected for the Fund are determined at BFA’s discretion and may change as deemed appropriate to allow the Fund to meet its investment objective. See the “Details About the Funds — Information About the Underlying Funds” section of the prospectus for a list of the Underlying Funds, their classification into equity, fixed income, multi-asset or money market funds and a brief description of their investment objectives and primary investment strategies. The specific securities or derivatives selected for the Fund are determined at BFA’s discretion and may change as deemed appropriate to allow the Fund to meet its investment objective.

Within the prescribed percentage allocations to equity and fixed-income, BFA seeks to diversify the Fund. The equity allocation may be further diversified by style (including both value and growth funds and issuers), market capitalization (including large cap, mid cap, small cap and emerging growth funds and issuers), region (including domestic and international (including emerging market) funds and issuers) or other factors. The fixed-income allocation may be further diversified by sector (including government, corporate, agency, and other sectors), duration (a calculation of the average life of a bond which measures its price risk), credit quality (including non-investment grade debt or junk bonds), geographic location (including U.S. and foreign-issued securities), or other factors. Though BFA seeks to diversify the Fund, certain Underlying Funds may concentrate their investments in specific sectors or geographic regions or countries. The percentage allocation to the various styles of equity and fixed-income are determined at the discretion of the investment team and can be changed to reflect the current market environment.

### ***Principal Risks of Investing in the Fund***

Risk is inherent in all investing. The value of your investment in LifePath Dynamic 2040 Fund, as well as the amount of return you receive on your investment, may fluctuate significantly from day to day and over time. You may lose part or all of your investment in the Fund or your investment may not perform as well as other similar investments. An investment in the Fund is not a bank deposit and it is not insured or guaranteed by the Federal Deposit Insurance Corporation or any other government agency. The following is a summary description of the principal risks of investing

in the Fund and/or the Underlying Funds. The Fund allocates and reallocates its assets among a combination of Underlying Funds and derivatives. Therefore, references to the Fund in the description of risks below may include the Underlying Funds in which the Fund invests, as applicable. The relative significance of each risk factor below may change over time and you should review each risk factor carefully.

## Principal Risks of the Fund's Investment Strategies

■ **Equity Securities Risk** — Stock markets are volatile. The price of equity securities fluctuates based on changes in a company's financial condition and overall market and economic conditions.

■ **Debt Securities Risk** — Debt securities, such as bonds, involve interest rate risk, credit risk, extension risk, and prepayment risk, among other things.

*Interest Rate Risk* — The market value of bonds and other fixed-income securities changes in response to interest rate changes and other factors. Interest rate risk is the risk that prices of bonds and other fixed-income securities will increase as interest rates fall and decrease as interest rates rise.

The Fund may be subject to a greater risk of rising interest rates due to the recent period of historically low interest rates. For example, if interest rates increase by 1%, assuming a current portfolio duration of ten years, and all other factors being equal, the value of the Fund's investments would be expected to decrease by 10%. (Duration is a measure of the price sensitivity of a debt security or portfolio of debt securities to relative changes in interest rates.) The magnitude of these fluctuations in the market price of bonds and other fixed-income securities is generally greater for those securities with longer maturities. Fluctuations in the market price of the Fund's investments will not affect interest income derived from instruments already owned by the Fund, but will be reflected in the Fund's net asset value. The Fund may lose money if short-term or long-term interest rates rise sharply in a manner not anticipated by Fund management.

To the extent the Fund invests in debt securities that may be prepaid at the option of the obligor (such as mortgage-backed securities), the sensitivity of such securities to changes in interest rates may increase (to the detriment of the Fund) when interest rates rise. Moreover, because rates on certain floating rate debt securities typically reset only periodically, changes in prevailing interest rates (and particularly sudden and significant changes) can be expected to cause some fluctuations in the net asset value of the Fund to the extent that it invests in floating rate debt securities.

These basic principles of bond prices also apply to U.S. Government securities. A security backed by the "full faith and credit" of the U.S. Government is guaranteed only as to its stated interest rate and face value at maturity, not its current market price. Just like other fixed-income securities, government-guaranteed securities will fluctuate in value when interest rates change.

A general rise in interest rates has the potential to cause investors to move out of fixed-income securities on a large scale, which may increase redemptions from funds that hold large amounts of fixed-income securities. Heavy redemptions could cause the Fund to sell assets at inopportune times or at a loss or depressed value and could hurt the Fund's performance.

*Credit Risk* — Credit risk refers to the possibility that the issuer of a debt security (i.e., the borrower) will not be able to make payments of interest and principal when due. Changes in an issuer's credit rating or the market's perception of an issuer's creditworthiness may also affect the value of the Fund's investment in that issuer. The degree of credit risk depends on both the financial condition of the issuer and the terms of the obligation.

*Extension Risk* — When interest rates rise, certain obligations will be paid off by the obligor more slowly than anticipated, causing the value of these obligations to fall.

*Prepayment Risk* — When interest rates fall, certain obligations will be paid off by the obligor more quickly than originally anticipated, and the Fund may have to invest the proceeds in securities with lower yields.

■ **Allocation Risk** — The Fund's ability to achieve its investment objective depends upon BFA'S skill in determining the Fund's strategic asset class allocation and in selecting the best mix of Underlying Funds and direct investments. There is a risk that BFA's evaluations and assumptions regarding asset classes or Underlying Funds may be incorrect in view of actual market conditions. In addition, the asset allocation or the combination of Underlying Funds determined by BFA could result in underperformance as compared to funds with similar investment objectives and strategies.

■ **Investments in Underlying Funds Risk** — The Fund's investments are concentrated in Underlying Funds, so the Fund's investment performance is directly related to the performance of the Underlying Funds. The Fund's net asset value will change with changes in the equity and bond markets and the value of the Underlying Funds and other securities in which it invests. An investment in the Fund will entail more direct and indirect costs and expenses than a direct investment in the Underlying Funds. For example, the Fund indirectly pays a portion of the expenses (including operating expenses and management fees) incurred by the Underlying Funds.

■ **Affiliated Fund Risk** — In managing the Fund, BFA will have authority to select and substitute underlying funds and ETFs. BFA may be subject to potential conflicts of interest in selecting underlying funds and ETFs because the fees paid to BFA by some underlying funds and ETFs are higher than the fees paid by other underlying funds and ETFs. However, BFA is a fiduciary to the Fund and is legally obligated to act in the Fund's best interests when selecting underlying funds and ETFs. If an underlying fund or ETF holds interests in an affiliated fund, the Fund may be prohibited from purchasing shares of that underlying fund or ETF.

■ **Market Risk and Selection Risk** — Market risk is the risk that one or more markets in which the Fund invests will go down in value, including the possibility that the markets will go down sharply and unpredictably. The value of a security or other asset may decline due to changes in general market conditions, economic trends or events that are not specifically related to the issuer of the security or other asset, or factors that affect a particular issuer or issuers, exchange, country, group of countries, region, market, industry, group of industries, sector or asset class. Local, regional or global events such as war, acts of terrorism, the spread of infectious illness or other public health issues like pandemics or epidemics, recessions, or other events could have a significant impact on the Fund and its investments. Selection risk is the risk that the securities selected by Fund management will underperform the markets, the relevant indices or the securities selected by other funds with similar investment objectives and investment strategies. This means you may lose money.

An outbreak of an infectious coronavirus (COVID-19) that was first detected in December 2019 developed into a global pandemic that has resulted in numerous disruptions in the market and has had significant economic impact leaving general concern and uncertainty. Although vaccines have been developed and approved for use by various governments, the duration of the pandemic and its effects cannot be predicted with certainty. The impact of this coronavirus, and other epidemics and pandemics that may arise in the future, could affect the economies of many nations, individual companies and the market in general ways that cannot necessarily be foreseen at the present time.

■ **Retirement Income Risk** — The Fund does not provide a guarantee that sufficient capital appreciation will be achieved to provide adequate income at and through retirement. The Fund also does not ensure that you will have assets in your account sufficient to cover your retirement expenses or that you will have enough saved to be able to retire in the target year identified in the Fund's name; this will depend on the amount of money you have invested in the Fund, the length of time you have held your investment, the returns of the markets over time, the amount you spend in retirement, and your other assets and income sources.

■ **Derivatives Risk** — The Fund's use of derivatives may increase its costs, reduce the Fund's returns and/or increase volatility. Derivatives involve significant risks, including:

*Leverage Risk* — The Fund's use of derivatives can magnify the Fund's gains and losses. Relatively small market movements may result in large changes in the value of a derivatives position and can result in losses that greatly exceed the amount originally invested.

*Market Risk* — Some derivatives are more sensitive to interest rate changes and market price fluctuations than other securities. The Fund could also suffer losses related to its derivatives positions as a result of unanticipated market movements, which losses are potentially unlimited. Finally, BFA may not be able to predict correctly the direction of securities prices, interest rates and other economic factors, which could cause the Fund's derivatives positions to lose value.

*Counterparty Risk* — Derivatives are also subject to counterparty risk, which is the risk that the other party in the transaction will be unable or unwilling to fulfill its contractual obligation, and the related risks of having concentrated exposure to such a counterparty.

*Illiquidity Risk* — The possible lack of a liquid secondary market for derivatives and the resulting inability of the Fund to sell or otherwise close a derivatives position could expose the Fund to losses and could make derivatives more difficult for the Fund to value accurately.

*Operational Risk* — The use of derivatives includes the risk of potential operational issues, including documentation issues, settlement issues, systems failures, inadequate controls and human error.

*Legal Risk* — The risk of insufficient documentation, insufficient capacity or authority of counterparty, or legality or enforceability of a contract.

*Volatility and Correlation Risk* — Volatility is defined as the characteristic of a security, an index or a market to fluctuate significantly in price within a short time period. A risk of the Fund's use of derivatives is that the fluctuations in their values may not correlate with the overall securities markets.

*Valuation Risk* — Valuation for derivatives may not be readily available in the market. Valuation may be more difficult in times of market turmoil since many investors and market makers may be reluctant to purchase complex instruments or quote prices for them.

*Hedging Risk* — Hedges are sometimes subject to imperfect matching between the derivative and the underlying security, and there can be no assurance that the Fund's hedging transactions will be effective. The use of hedging may result in certain adverse tax consequences.

**Tax Risk** — Certain aspects of the tax treatment of derivative instruments, including swap agreements and commodity-linked derivative instruments, are currently unclear and may be affected by changes in legislation, regulations or other legally binding authority. Such treatment may be less favorable than that given to a direct investment in an underlying asset and may adversely affect the timing, character and amount of income the Fund realizes from its investments.

**Regulatory Risk** — Derivative contracts are subject to regulation under the Dodd-Frank Wall Street Reform and Consumer Protection Act (the “Dodd-Frank Act”) in the United States and under comparable regimes in Europe, Asia and other non-U.S. jurisdictions. Under the Dodd-Frank Act, with respect to uncleared swaps, swap dealers are required to collect variation margin from the Fund and may be required by applicable regulations to collect initial margin from the Fund. Both initial and variation margin may be comprised of cash and/or securities, subject to applicable regulatory haircuts. Shares of investment companies (other than certain money market funds) may not be posted as collateral under applicable regulations. In addition, regulations adopted by global prudential regulators that are now in effect require certain bank-regulated counterparties and certain of their affiliates to include in certain financial contracts, including many derivatives contracts, terms that delay or restrict the rights of counterparties, such as the Fund, to terminate such contracts, foreclose upon collateral, exercise other default rights or restrict transfers of credit support in the event that the counterparty and/or its affiliates are subject to certain types of resolution or insolvency proceedings. The implementation of these requirements with respect to derivatives, as well as regulations under the Dodd-Frank Act regarding clearing, mandatory trading and margining of other derivatives, may increase the costs and risks to the Fund of trading in these instruments and, as a result, may affect returns to investors in the Fund.

- **Leverage Risk** — Some transactions may give rise to a form of economic leverage. These transactions may include, among others, derivatives, and may expose the Fund to greater risk and increase its costs. The use of leverage may cause the Fund to liquidate portfolio positions when it may not be advantageous to do so to satisfy its obligations or to meet the applicable requirements of the Investment Company Act of 1940, as amended, and the rules thereunder. Increases and decreases in the value of the Fund’s portfolio will be magnified when the Fund uses leverage.

## Principal Risks of the Underlying Funds

- **Asset Class Risk** — Securities and other assets or financial instruments in the Underlying Index of an Underlying Fund or in an Underlying Fund’s portfolio may underperform in comparison to the general financial markets, a particular financial market or other asset classes.
- **Authorized Participant Concentration Risk** — Only an authorized participant may engage in creation or redemption transactions directly with an ETF, and none of those authorized participants is obligated to engage in creation and/or redemption transactions. The Underlying Funds that are ETFs have a limited number of institutions that may act as authorized participants on an agency basis (i.e., on behalf of other market participants). To the extent that authorized participants exit the business or are unable to proceed with creation or redemption orders with respect to an ETF and no other authorized participant is able to step forward to create or redeem, the ETF shares may be more likely to trade at a premium or discount to net asset value and possibly face trading halts or delisting. Authorized participant concentration risk may be heightened for ETFs that invest in securities issued by non-U.S. issuers or other securities or instruments that have lower trading volumes.
- **Bank Loan Risk** — The market for bank loans may lack liquidity and the Fund may have difficulty selling them. These investments expose the Fund to the credit risk of both the financial institution and the underlying borrower.
- **Collateralized Debt Obligations Risk** — In addition to the typical risks associated with fixed-income securities and asset-backed securities, collateralized debt obligations (“CDOs”), including collateralized loan obligations, carry additional risks including, but not limited to: (i) the possibility that distributions from collateral securities will not be adequate to make interest or other payments; (ii) the risk that the collateral may default or decline in value or be downgraded, if rated by a nationally recognized statistical rating organization; (iii) the Fund may invest in tranches of CDOs that are subordinate to other tranches; (iv) the structure and complexity of the transaction and the legal documents could lead to disputes among investors regarding the characterization of proceeds; (v) the investment return achieved by the Fund could be significantly different than those predicted by financial models; (vi) the lack of a readily available secondary market for CDOs; (vii) the risk of forced “fire sale” liquidation due to technical defaults such as coverage test failures; and (viii) the CDO’s manager may perform poorly.
- **Commodities Related Investments Risk** — Exposure to the commodities markets may subject the Fund to greater volatility than investments in traditional securities. The value of commodity-linked derivative investments may be affected by changes in overall market movements, commodity index volatility, changes in interest rates, or factors affecting a particular industry or commodity, such as drought, floods, weather, embargoes, tariffs and international economic, political and regulatory developments.
- **Concentration Risk** — To the extent that the Fund or an Underlying Fund is concentrated in the securities of companies, a particular market, industry, group of industries, sector or asset class, country, region or group of countries, the Fund or that Underlying Fund may be adversely affected by the performance of those securities, may

be subject to increased price volatility and may be more susceptible to adverse economic, market, political or regulatory occurrences affecting that market, industry, group of industries, sector or asset class, country, region or group of countries.

- **Convertible Securities Risk** — The market value of a convertible security performs like that of a regular debt security; that is, if market interest rates rise, the value of a convertible security usually falls. In addition, convertible securities are subject to the risk that the issuer will not be able to pay interest or dividends when due, and their market value may change based on changes in the issuer's credit rating or the market's perception of the issuer's creditworthiness. Since it derives a portion of its value from the common stock into which it may be converted, a convertible security is also subject to the same types of market and issuer risks that apply to the underlying common stock.
- **Corporate Loans Risk** — Commercial banks and other financial institutions or institutional investors make corporate loans to companies that need capital to grow or restructure. Borrowers generally pay interest on corporate loans at rates that change in response to changes in market interest rates such as the London Interbank Offered Rate ("LIBOR") or the prime rates of U.S. banks. As a result, the value of corporate loan investments is generally less exposed to the adverse effects of shifts in market interest rates than investments that pay a fixed rate of interest. The market for corporate loans may be subject to irregular trading activity and wide bid/ask spreads. In addition, transactions in corporate loans may settle on a delayed basis. As a result, the proceeds from the sale of corporate loans may not be readily available to make additional investments or to meet the Fund's redemption obligations. To the extent the extended settlement process gives rise to short-term liquidity needs, the Fund may hold additional cash, sell investments or temporarily borrow from banks and other lenders.
- **Counterparty Risk** — The counterparty to an over-the-counter derivatives contract or a borrower of the Fund's securities may be unable or unwilling to make timely principal, interest or settlement payments, or otherwise to honor its obligations.
- **Depository Receipts Risk** — Depository receipts are generally subject to the same risks as the foreign securities that they evidence or into which they may be converted. In addition to investment risks associated with the underlying issuer, depository receipts expose the Fund to additional risks associated with the non-uniform terms that apply to depository receipt programs, credit exposure to the depository bank and to the sponsors and other parties with whom the depository bank establishes the programs, currency risk and the risk of an illiquid market for depository receipts. The issuers of unsponsored depository receipts are not obligated to disclose information that is, in the United States, considered material. Therefore, there may be less information available regarding these issuers and there may not be a correlation between such information and the market value of the depository receipts.
- **Distressed Securities Risk** — Distressed securities are speculative and involve substantial risks in addition to the risks of investing in junk bonds. The Fund will generally not receive interest payments on the distressed securities and may incur costs to protect its investment. In addition, distressed securities involve the substantial risk that principal will not be repaid. These securities may present a substantial risk of default or may be in default at the time of investment. The Fund may incur additional expenses to the extent it is required to seek recovery upon a default in the payment of principal of or interest on its portfolio holdings. In any reorganization or liquidation proceeding relating to a portfolio company, the Fund may lose its entire investment or may be required to accept cash or securities with a value less than its original investment. Distressed securities and any securities received in an exchange for such securities may be subject to restrictions on resale.
- **Dollar Rolls Risk** — Dollar rolls involve the risk that the market value of the securities that the Fund is committed to buy may decline below the price of the securities the Fund has sold. These transactions may involve leverage.
- **Emerging Markets Risk** — Emerging markets are riskier than more developed markets because they tend to develop unevenly and may never fully develop. Investments in emerging markets may be considered speculative. Emerging markets are more likely to experience hyperinflation and currency devaluations, which adversely affect returns to U.S. investors. In addition, many emerging securities markets have far lower trading volumes and less liquidity than developed markets.
- **Foreign Securities Risk** — Foreign investments often involve special risks not present in U.S. investments that can increase the chances that the Fund will lose money. These risks include:
  - The Fund generally holds its foreign securities and cash in foreign banks and securities depositories, which may be recently organized or new to the foreign custody business and may be subject to only limited or no regulatory oversight.
  - Changes in foreign currency exchange rates can affect the value of the Fund's portfolio.
  - The economies of certain foreign markets may not compare favorably with the economy of the United States with respect to such issues as growth of gross national product, reinvestment of capital, resources and balance of payments position.
  - The governments of certain countries, or the U.S. Government with respect to certain countries, may prohibit or impose substantial restrictions through capital controls and/or sanctions on foreign investments in the capital markets or certain industries in those countries, which may prohibit or restrict the ability to own or transfer currency, securities, derivatives or other assets.

- Many foreign governments do not supervise and regulate stock exchanges, brokers and the sale of securities to the same extent as does the United States and may not have laws to protect investors that are comparable to U.S. securities laws.
- Settlement and clearance procedures in certain foreign markets may result in delays in payment for or delivery of securities not typically associated with settlement and clearance of U.S. investments.
- The Fund's claims to recover foreign withholding taxes may not be successful, and if the likelihood of recovery of foreign withholding taxes materially decreases, due to, for example, a change in tax regulation or approach in the foreign country, accruals in the Fund's net asset value for such refunds may be written down partially or in full, which will adversely affect the Fund's net asset value.
- The European financial markets have recently experienced volatility and adverse trends due to concerns about economic downturns in, or rising government debt levels of, several European countries as well as acts of war in the region. These events may spread to other countries in Europe and may affect the value and liquidity of certain of the Fund's investments.
- **Geographic Risk** — A natural disaster could occur in a geographic region in which the Fund invests, which could adversely affect the economy or the business operations of companies in the specific geographic region, causing an adverse impact on the Fund's investments in, or which are exposed to, the affected region.
- **High Portfolio Turnover Risk** — The Fund may engage in active and frequent trading of its portfolio securities. High portfolio turnover (more than 100%) may result in increased transaction costs to the Fund, including brokerage commissions, dealer mark-ups and other transaction costs on the sale of the securities and on reinvestment in other securities. The sale of Fund portfolio securities may result in the realization and/or distribution to shareholders of higher capital gains or losses as compared to a fund with less active trading policies. These effects of higher than normal portfolio turnover may adversely affect Fund performance.
- **Income Risk** — Income risk is the risk that the Fund's yield will vary as short-term securities in its portfolio mature and the proceeds are reinvested in securities with different interest rates.
- **Indexed and Inverse Securities Risk** — Indexed and inverse securities provide a potential return based on a particular index of value or interest rates. The Fund's return on these securities will be subject to risk with respect to the value of the particular index. These securities are subject to leverage risk and correlation risk. Certain indexed and inverse securities have greater sensitivity to changes in interest rates or index levels than other securities, and the Fund's investment in such instruments may decline significantly in value if interest rates or index levels move in a way Fund management does not anticipate.
- **Index-Related Risk** — There is no guarantee that an Underlying Fund's investment results will have a high degree of correlation to those of its underlying index or that the Underlying Fund will achieve its investment objective. Market disruptions or high volatility, other unusual market circumstances and regulatory restrictions could have an adverse effect on an Underlying Fund's ability to adjust its exposure to the required levels in order to track its underlying index. Errors in index data, index computations or the construction of an underlying index in accordance with its methodology may occur from time to time and may not be identified and corrected by the index provider for a period of time or at all, which may have an adverse impact on an Underlying Fund and its shareholders. Unusual market conditions or other unforeseen circumstances (such as natural disasters, political unrest or war) may impact the index provider or a third-party data provider and could cause the index provider to postpone a scheduled rebalance. This could cause an underlying index to vary from its normal or expected composition.

An index fund has operating and other expenses while an index does not. As a result, while an Underlying Fund that is an index fund will attempt to track its underlying index as closely as possible, it will tend to underperform the underlying index to some degree over time. If an index fund is properly correlated to its stated index, the fund will perform poorly when the index performs poorly.

- **Inflation-Indexed Bonds Risk** — The principal value of an investment is not protected or otherwise guaranteed by virtue of the Fund's investments in inflation-indexed bonds.

Inflation-indexed bonds are fixed-income securities whose principal value is periodically adjusted according to the rate of inflation. If the index measuring inflation falls, the principal value of inflation-indexed bonds will be adjusted downward, and consequently the interest payable on these securities (calculated with respect to a smaller principal amount) will be reduced.

Repayment of the original bond principal upon maturity (as adjusted for inflation) is guaranteed in the case of U.S. Treasury inflation-indexed bonds. For bonds that do not provide a similar guarantee, the adjusted principal value of the bond repaid at maturity may be less than the original principal value.

The value of inflation-indexed bonds is expected to change in response to changes in real interest rates. Real interest rates are tied to the relationship between nominal interest rates and the rate of inflation. If nominal interest rates increase at a faster rate than inflation, real interest rates may rise, leading to a decrease in value of

inflation-indexed bonds. Short-term increases in inflation may lead to a decline in value. Any increase in the principal amount of an inflation-indexed bond will be considered taxable ordinary income, even though investors do not receive their principal until maturity.

Periodic adjustments for inflation to the principal amount of an inflation-indexed bond may give rise to original issue discount, which will be includable in the Fund's gross income. Due to original issue discount, the Fund may be required to make annual distributions to shareholders that exceed the cash received, which may cause the Fund to liquidate certain investments when it is not advantageous to do so. Also, if the principal value of an inflation-indexed bond is adjusted downward due to deflation, amounts previously distributed in the taxable year may be characterized in some circumstances as a return of capital.

- **Investment Style Risk** — Under certain market conditions, growth investments have performed better during the later stages of economic expansion and value investments have performed better during periods of economic recovery. Therefore, these investment styles may over time go in and out of favor. At times when an investment style used by the Fund or an Underlying Fund is out of favor, the Fund may underperform other funds that use different investment styles.
- **Issuer Risk** — Fund performance depends on the performance of individual securities to which the Fund has exposure. Changes in the financial condition or credit rating of an issuer of those securities may cause the value of the securities to decline.
- **Junk Bonds Risk** — Although junk bonds generally pay higher rates of interest than investment grade bonds, junk bonds are high risk investments that are considered speculative and may cause income and principal losses for the Fund.
- **Management Risk** — If a passively managed ETF does not fully replicate the underlying index, it is subject to the risk that the manager's investment management strategy may not produce the intended results.
- **Mezzanine Securities Risk** — Mezzanine securities carry the risk that the issuer will not be able to meet its obligations and that the equity securities purchased with the mezzanine investments may lose value.
- **Model Risk** — The Fund seeks to pursue its investment objective by using proprietary models that incorporate quantitative analysis. Investments selected using these models may perform differently than as forecasted due to the factors incorporated into the models and the weighting of each factor, changes from historical trends, and issues in the construction and implementation of the models (including, but not limited to, software issues and other technological issues). There is no guarantee that BlackRock's use of these models will result in effective investment decisions for the Fund.

The information and data used in the models may be supplied by third parties. Inaccurate or incomplete data may limit the effectiveness of the models. In addition, some of the data that BlackRock uses may be historical data, which may not accurately predict future market movement. There is a risk that the models will not be successful in selecting investments or in determining the weighting of investment positions that will enable the Fund to achieve its investment objective.

- **Mortgage- and Asset-Backed Securities Risks** — Mortgage- and asset-backed securities represent interests in "pools" of mortgages or other assets, including consumer loans or receivables held in trust. Mortgage- and asset-backed securities are subject to credit, interest rate, prepayment and extension risks. These securities also are subject to risk of default on the underlying mortgage or asset, particularly during periods of economic downturn. Small movements in interest rates (both increases and decreases) may quickly and significantly reduce the value of certain mortgage-backed securities.
- **Municipal Securities Risks** — Municipal securities risks include the ability of the issuer to repay the obligation, the relative lack of information about certain issuers of municipal securities, and the possibility of future legislative changes which could affect the market for and value of municipal securities. These risks include:
  - General Obligation Bonds Risks* — Timely payments depend on the issuer's credit quality, ability to raise tax revenues and ability to maintain an adequate tax base.
  - Revenue Bonds Risks* — These payments depend on the money earned by the particular facility or class of facilities, or the amount of revenues derived from another source.
  - Private Activity Bonds Risks* — Municipalities and other public authorities issue private activity bonds to finance development of industrial facilities for use by a private enterprise. The private enterprise pays the principal and interest on the bond, and the issuer does not pledge its full faith, credit and taxing power for repayment.
  - Moral Obligation Bonds Risks* — Moral obligation bonds are generally issued by special purpose public authorities of a state or municipality. If the issuer is unable to meet its obligations, repayment of these bonds becomes a moral commitment, but not a legal obligation, of the state or municipality.
  - Municipal Notes Risks* — Municipal notes are shorter term municipal debt obligations. If there is a shortfall in the anticipated proceeds, the notes may not be fully repaid and the Fund may lose money.



*Municipal Lease Obligations Risks* — In a municipal lease obligation, the issuer agrees to make payments when due on the lease obligation. Although the issuer does not pledge its unlimited taxing power for payment of the lease obligation, the lease obligation is secured by the leased property.

*Tax-Exempt Status Risk* — The Fund and its investment manager will rely on the opinion of issuers' bond counsel and, in the case of derivative securities, sponsors' counsel, on the tax-exempt status of interest on municipal bonds and payments under derivative securities. Neither the Fund nor its investment manager will independently review the bases for those tax opinions, which may ultimately be determined to be incorrect and subject the Fund and its shareholders to substantial tax liabilities.

- **National Closed Market Trading Risk** — To the extent that the underlying securities and/or other assets held by an Underlying Fund that is an ETF trade on foreign exchanges or in foreign markets that may be closed when the securities exchange on which the Underlying Fund's shares trade is open, there are likely to be deviations between the current price of such an underlying security and the last quoted price for the underlying security (i.e., an Underlying Fund's quote from the closed foreign market). The impact of a closed foreign market on an Underlying Fund is likely to be greater where a large portion of the Underlying Fund's underlying securities and/or other assets trade on that closed foreign market or when the foreign market is closed for unscheduled reasons. These deviations could result in premiums or discounts to one or more of the Underlying Funds' net asset values that may be greater than those experienced by other ETFs.
- **"New Issues" Risk** — "New issues" are initial public offerings ("IPOs") of equity securities. Securities issued in IPOs have no trading history, and information about the companies may be available for very limited periods. In addition, the prices of securities sold in IPOs may be highly volatile or may decline shortly after the IPO.
- **Passive Investment Risk** — Because BFA does not select individual companies in the underlying indexes for certain Underlying Funds, those Underlying Funds may hold securities of companies that present risks that an investment adviser researching individual securities might seek to avoid.
- **Pay-in-kind Bonds Risk** — Similar to zero coupon obligations, pay-in-kind bonds also carry additional risk as holders of these types of securities realize no cash until the cash payment date unless a portion of such securities is sold and, if the issuer defaults, the Fund may obtain no return at all on its investment. The market price of pay-in-kind bonds is affected by interest rate changes to a greater extent, and therefore tends to be more volatile, than that of securities which pay interest in cash.
- **Preferred Securities Risk** — Preferred securities may pay fixed or adjustable rates of return. Preferred securities are subject to issuer-specific and market risks applicable generally to equity securities. In addition, a company's preferred securities generally pay dividends only after the company makes required payments to holders of its bonds and other debt. For this reason, the value of preferred securities will usually react more strongly than bonds and other debt to actual or perceived changes in the company's financial condition or prospects. Preferred securities of smaller companies may be more vulnerable to adverse developments than preferred securities of larger companies.
- **Real Estate-Related Securities Risk** — The main risk of real estate-related securities is that the value of the underlying real estate may go down. Many factors may affect real estate values. These factors include both the general and local economies, vacancy rates, tenant bankruptcies, the ability to re-lease space under expiring leases on attractive terms, the amount of new construction in a particular area, the laws and regulations (including zoning, environmental and tax laws) affecting real estate and the costs of owning, maintaining and improving real estate. The availability of mortgage financing and changes in interest rates may also affect real estate values. If the Fund's real estate-related investments are concentrated in one geographic area or in one property type, the Fund will be particularly subject to the risks associated with that area or property type. Many issuers of real estate-related securities are highly leveraged, which increases the risk to holders of such securities. The value of the securities the Fund buys will not necessarily track the value of the underlying investments of the issuers of such securities.
- **REIT Investment Risk** — Investments in REITs involve unique risks. REITs may have limited financial resources, may trade less frequently and in limited volume, may engage in dilutive offerings of securities and may be more volatile than other securities. REIT issuers may also fail to maintain their exemptions from investment company registration or fail to qualify for the "dividends paid deduction" under the Internal Revenue Code of 1986, as amended (the "Internal Revenue Code"), which allows REITs to reduce their corporate taxable income for dividends paid to their shareholders.
- **Representative Sampling Risk** — Representative sampling is a method of indexing that involves investing in a representative sample of securities that collectively have a similar investment profile to the index and resemble the index in terms of risk factors and other key characteristics. An ETF may or may not hold every security in the index. When an ETF deviates from a full replication indexing strategy to utilize a representative sampling strategy, the ETF is subject to an increased risk of tracking error, in that the securities selected in the aggregate for the ETF may not have an investment profile similar to those of its index.
- **Repurchase Agreements and Purchase and Sale Contracts Risk** — If the other party to a repurchase agreement or purchase and sale contract defaults on its obligation under the agreement, the Fund may suffer delays and incur

costs or lose money in exercising its rights under the agreement. If the seller fails to repurchase the security in either situation and the market value of the security declines, the Fund may lose money.

- **Reverse Repurchase Agreements Risk** — Reverse repurchase agreements involve the sale of securities held by the Fund with an agreement to repurchase the securities at an agreed-upon price, date and interest payment. Reverse repurchase agreements involve the risk that the other party may fail to return the securities in a timely manner or at all. The Fund could lose money if it is unable to recover the securities and the value of the collateral held by the Fund, including the value of the investments made with cash collateral, is less than the value of the securities. These events could also trigger adverse tax consequences for the Fund. In addition, reverse repurchase agreements involve the risk that the interest income earned in the investment of the proceeds will be less than the interest expense.
- **Risks of Loan Assignments and Participations** — As the purchaser of an assignment, the Fund typically succeeds to all the rights and obligations of the assigning institution and becomes a lender under the credit agreement with respect to the debt obligation; however, the Fund may not be able unilaterally to enforce all rights and remedies under the loan and with regard to any associated collateral. Because assignments may be arranged through private negotiations between potential assignees and potential assignors, the rights and obligations acquired by the Fund as the purchaser of an assignment may differ from, and be more limited than, those held by the assigning lender. In addition, if the loan is foreclosed, the Fund could become part owner of any collateral and could bear the costs and liabilities of owning and disposing of the collateral. The Fund may be required to pass along to a purchaser that buys a loan from the Fund by way of assignment a portion of any fees to which the Fund is entitled under the loan. In connection with purchasing participations, the Fund generally will have no right to enforce compliance by the borrower with the terms of the loan agreement relating to the loan, nor any rights of set-off against the borrower, and the Fund may not directly benefit from any collateral supporting the loan in which it has purchased the participation. As a result, the Fund will be subject to the credit risk of both the borrower and the lender that is selling the participation. In the event of the insolvency of the lender selling a participation, the Fund may be treated as a general creditor of the lender and may not benefit from any set-off between the lender and the borrower.
- **Second Lien Loans Risk** — Second lien loans generally are subject to similar risks as those associated with investments in senior loans. Because second lien loans are subordinated or unsecured and thus lower in priority of payment to senior loans, they are subject to the additional risk that the cash flow of the borrower and property securing the loan or debt, if any, may be insufficient to meet scheduled payments after giving effect to the senior secured obligations of the borrower.
- **Senior Loans Risk** — There is less readily available, reliable information about most senior loans than is the case for many other types of securities. An economic downturn generally leads to a higher non-payment rate, and a senior loan may lose significant value before a default occurs. Moreover, any specific collateral used to secure a senior loan may decline in value or become illiquid, which would adversely affect the senior loan's value. No active trading market may exist for certain senior loans, which may impair the ability of the Fund to realize full value in the event of the need to sell a senior loan and which may make it difficult to value senior loans. Although senior loans in which the Fund will invest generally will be secured by specific collateral, there can be no assurance that liquidation of such collateral would satisfy the borrower's obligation in the event of non-payment of scheduled interest or principal or that such collateral could be readily liquidated. To the extent that a senior loan is collateralized by stock in the borrower or its subsidiaries, such stock may lose all of its value in the event of the bankruptcy of the borrower. Uncollateralized senior loans involve a greater risk of loss.
- **Shares of an ETF May Trade at Prices Other Than Net Asset Value** — Shares of an ETF trade on exchanges at prices at, above or below their most recent net asset value ("NAV"). The per share net asset value of an ETF is calculated at the end of each business day and fluctuates with changes in the market value of the ETF's holdings since the most recent calculation. The trading prices of an ETF's shares fluctuate continuously throughout trading hours based on market supply and demand rather than net asset value. The trading prices of an ETF's shares may deviate significantly from net asset value during periods of market volatility. Any of these factors may lead to an ETF's shares trading at a premium or discount to net asset value. However, because shares can be created and redeemed in creation units, which are aggregated blocks of shares that authorized participants who have entered into agreements with the ETF's distributor can purchase or redeem directly from the ETF, at net asset value (unlike shares of many closed-end funds, which frequently trade at appreciable discounts from, and sometimes at premiums to, their net asset values), large discounts or premiums to the net asset value of an ETF are not likely to be sustained over the long-term. While the creation/redemption feature is designed to make it likely that an ETF's shares normally trade on exchanges at prices close to the ETF's next calculated net asset value, exchange prices are not expected to correlate exactly with an ETF's net asset value due to timing reasons as well as market supply and demand factors. In addition, disruptions to creations and redemptions or the existence of extreme market volatility may result in trading prices that differ significantly from net asset value. If a shareholder purchases at a time when the market price is at a premium to the net asset value or sells at a time when the market price is at a discount to the net asset value, the shareholder may sustain losses.
- **Short Sales Risk** — Because making short sales in securities that it does not own exposes the Fund to the risks associated with those securities, such short sales involve speculative exposure risk. The Fund will incur a loss as a

result of a short sale if the price of the security increases between the date of the short sale and the date on which the Fund replaces the security sold short.

- **Small and Mid-Capitalization Company Risk** — Companies with small or mid-size market capitalizations will normally have more limited product lines, markets and financial resources and will be dependent upon a more limited management group than larger capitalized companies. In addition, it is more difficult to get information on smaller companies, which tend to be less well known, have shorter operating histories, do not have significant ownership by large investors and are followed by relatively few securities analysts.
- **Small Cap and Emerging Growth Securities Risk** — Small cap or emerging growth companies may have limited product lines or markets. They may be less financially secure than larger, more established companies. They may depend on a more limited management group than larger capitalized companies.
- **Sovereign Debt Risk** — Sovereign debt instruments are subject to the risk that a governmental entity may delay or refuse to pay interest or repay principal on its sovereign debt, due, for example, to cash flow problems, insufficient foreign currency reserves, political considerations, the relative size of the governmental entity's debt position in relation to the economy or the failure to put in place economic reforms required by the International Monetary Fund or other multilateral agencies.
- **Structured Notes Risk** — Structured notes and other related instruments purchased by the Fund are generally privately negotiated debt obligations where the principal and/or interest is determined by reference to the performance of a specific asset, benchmark asset, market or interest rate ("reference measure"). The purchase of structured notes exposes the Fund to the credit risk of the issuer of the structured product. Structured notes may be leveraged, increasing the volatility of each structured note's value relative to the change in the reference measure. Structured notes may also be less liquid and more difficult to price accurately than less complex securities and instruments or more traditional debt securities.
- **Structured Products Risk** — Holders of structured products bear risks of the underlying investments, index or reference obligation and are subject to counterparty risk. The Fund may have the right to receive payments only from the structured product, and generally does not have direct rights against the issuer or the entity that sold the assets to be securitized. Certain structured products may be thinly traded or have a limited trading market. In addition to the general risks associated with debt securities discussed herein, structured products carry additional risks, including, but not limited to: the possibility that distributions from collateral securities will not be adequate to make interest or other payments; the quality of the collateral may decline in value or default; and the possibility that the structured products are subordinate to other classes. Structured notes are based upon the movement of one or more factors, including currency exchange rates, interest rates, reference bonds and stock indices, and changes in interest rates and impact of these factors may cause significant price fluctuations. Additionally, changes in the reference instrument or security may cause the interest rate on the structured note to be reduced to zero.
- **Supranational Entities Risk** — The Fund may invest in obligations issued or guaranteed by the World Bank. The government members, or "stockholders," usually make initial capital contributions to the World Bank and in many cases are committed to make additional capital contributions if the World Bank is unable to repay its borrowings. There is no guarantee that one or more stockholders of the World Bank will continue to make any necessary additional capital contributions. If such contributions are not made, the entity may be unable to pay interest or repay principal on its debt securities, and the Fund may lose money on such investments.
- **Tender Option Bonds and Related Securities Risk** — The Fund's participation in tender option bond transactions may reduce the Fund's returns and/or increase volatility. Investments in tender option bond transactions expose the Fund to counterparty risk and leverage risk. An investment in a tender option bond transaction typically will involve greater risk than an investment in a municipal fixed rate security, including the risk of loss of principal. Distributions on residual inverse floating rate interest tender option bonds ("TOB Residuals") will bear an inverse relationship to short-term municipal security interest rates. Distributions on TOB Residuals paid to the Fund will be reduced or, in the extreme, eliminated as short-term municipal interest rates rise and will increase when short-term municipal interest rates fall. TOB Residuals generally will underperform the market for fixed rate municipal securities in a rising interest rate environment. The Fund may invest in beneficial interests in a special purpose trust formed for the purpose of holding Municipal Bonds contributed by one or more funds (a "TOB Trust") on either a non-recourse or recourse basis. If the Fund invests in a TOB Trust on a recourse basis, it could suffer losses in excess of the value of its TOB Residuals.
- **Tracking Error Risk** — Tracking error is the divergence of an Underlying Fund's performance from that of its underlying index. Tracking error may occur because of differences between the securities and other instruments held in an Underlying Fund's portfolio and those included in its underlying index, pricing differences (including, as applicable, differences between a security's price at the local market close and an Underlying Fund's valuation of a security at the time of calculation of an Underlying Fund's NAV, differences in transaction costs, an Underlying Fund's holding of uninvested cash, differences in timing of the accrual of or the valuation of dividends or other distributions, interest, the requirements to maintain pass-through tax treatment, portfolio transactions carried out to minimize the distribution of capital gains to shareholders, changes to an underlying index and the cost to an Underlying Fund of complying with various new or existing regulatory requirements. These risks may be heightened

during times of increased market volatility or other unusual market conditions. In addition, tracking error may result because an Underlying Fund incurs fees and expenses, while its underlying index does not.

- **U.S. Government Issuer Risk** — Treasury obligations may differ in their interest rates, maturities, times of issuance and other characteristics. Obligations of U.S. Government agencies and authorities are supported by varying degrees of credit but generally are not backed by the full faith and credit of the U.S. Government. No assurance can be given that the U.S. Government will provide financial support to its agencies and authorities if it is not obligated by law to do so.
- **U.S. Government Mortgage-Related Securities Risk** — There are a number of important differences among the agencies and instrumentalities of the U.S. Government that issue mortgage-related securities and among the securities that they issue. Mortgage-related securities guaranteed by the Government National Mortgage Association (“GNMA” or “Ginnie Mae”) are guaranteed as to the timely payment of principal and interest by GNMA and such guarantee is backed by the full faith and credit of the United States. GNMA securities also are supported by the right of GNMA to borrow funds from the U.S. Treasury to make payments under its guarantee. Mortgage-related securities issued by Fannie Mae or Freddie Mac are solely the obligations of Fannie Mae or Freddie Mac, as the case may be, and are not backed by or entitled to the full faith and credit of the United States but are supported by the right of the issuer to borrow from the Treasury.
- **Variable and Floating Rate Instrument Risk** — Variable and floating rate securities provide for periodic adjustment in the interest rate paid on the securities. These securities may be subject to greater illiquidity risk than other fixed income securities, meaning the absence of an active market for these securities could make it difficult for the Fund to dispose of them at any given time.
- **Warrants Risk** — If the price of the underlying stock does not rise above the exercise price before the warrant expires, the warrant generally expires without any value and the Fund will lose any amount it paid for the warrant. Thus, investments in warrants may involve substantially more risk than investments in common stock. Warrants may trade in the same markets as their underlying stock; however, the price of the warrant does not necessarily move with the price of the underlying stock.
- **When-Issued and Delayed Delivery Securities and Forward Commitments Risk** — When-issued and delayed delivery securities and forward commitments involve the risk that the security the Fund buys will lose value prior to its delivery. There also is the risk that the security will not be issued or that the other party to the transaction will not meet its obligation. If this occurs, the Fund may lose both the investment opportunity for the assets it set aside to pay for the security and any gain in the security’s price.
- **Zero Coupon Securities Risk** — While interest payments are not made on such securities, holders of such securities are deemed to have received income (“phantom income”) annually, notwithstanding that cash may not be received currently. The effect of owning instruments that do not make current interest payments is that a fixed yield is earned not only on the original investment but also, in effect, on all discount accretion during the life of the obligations. This implicit reinvestment of earnings at a fixed rate eliminates the risk of being unable to invest distributions at a rate as high as the implicit yield on the zero coupon bond, but at the same time eliminates the holder’s ability to reinvest at higher rates in the future. For this reason, some of these securities may be subject to substantially greater price fluctuations during periods of changing market interest rates than are comparable securities that pay interest currently. Longer term zero coupon bonds are more exposed to interest rate risk than shorter term zero coupon bonds. These investments benefit the issuer by mitigating its need for cash to meet debt service, but also require a higher rate of return to attract investors who are willing to defer receipt of cash.

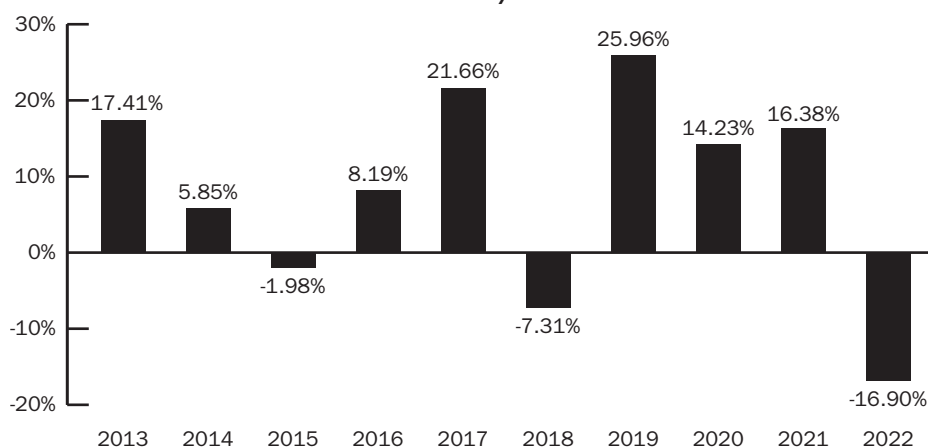
## Performance Information

---

The information shows you how LifePath Dynamic 2040 Fund’s performance has varied year by year and provides some indication of the risks of investing in the Fund. The bar chart shows the returns for Class K Shares of the Fund for each of the last ten calendar years, except as described below. The average annual total returns table compares the performance of the Fund to that of the Russell 1000® Index and the LifePath Dynamic 2040 Fund Custom Benchmark, a customized weighted index comprised of the Bloomberg U.S. Aggregate Bond Index, Bloomberg U.S. Treasury Inflation Protected Securities (TIPS) Index (Series-L), FTSE EPRA Nareit Developed Index, MSCI ACWI ex USA IMI Index, Russell 1000® Index and Russell 2000® Index, which are representative of the asset classes in which the Fund invests according to their weightings as of March 31, 2022. The weightings of the indices in the LifePath Dynamic 2040 Fund Custom Benchmark are adjusted periodically to reflect the investment adviser’s evaluation and adjustment of the Fund’s asset allocation strategy. The returns of the LifePath Dynamic 2040 Fund Custom Benchmark shown in the average annual total returns table are not recalculated or restated when they are adjusted to reflect the Fund’s asset allocation strategy but rather reflect the LifePath Dynamic 2040 Fund Custom Benchmark’s actual allocation over time, which may be different from the current allocation. Effective July 29, 2022, the LifePath Dynamic 2040 Fund Custom Benchmark against which the Fund measures its performance will be changed to remove Bloomberg U.S. Aggregate Bond Index and to add Bloomberg U.S. Long Credit Bond Index, Bloomberg U.S. Intermediate Credit Bond Index, Bloomberg U.S. Long Government Bond Index, Bloomberg U.S. Intermediate

Government Bond Index and Bloomberg U.S. Securitized: MBS, ABS and CMBS Index. Fund management believes that the updated LifePath Dynamic 2040 Fund Custom Benchmark is more representative of the sectors in which the Fund invests. Effective March 31, 2018, the investment adviser determined not to allocate any of the Fund's assets to underlying funds that invest primarily in commodities. Performance for the periods shown prior to March 31, 2018 is based on the prior target asset allocation. Effective November 7, 2016, the Fund changed its investment strategy to (i) incorporate a Global Tactical Asset Allocation into its glidepath, (ii) increase the flexibility of its equity allocations and (iii) diversify its fixed-income strategies. Performance for the periods shown between December 14, 2015 and November 7, 2016 is based on the prior investment strategy. Effective December 14, 2015, the Fund changed its investment strategy to (i) incorporate a dynamic glidepath and (ii) invest directly in securities and derivatives, as well as in underlying funds. Performance for the periods shown prior to December 14, 2015 is based on the prior investment strategy. Effective November 28, 2014, the Fund changed its glide path and target asset allocation to target higher levels of equity exposure for the Fund throughout the glide path. Performance for the periods shown prior to November 28, 2014 is based on the prior glide path and target asset allocation. To the extent that dividends and distributions have been paid by the Fund, the performance information of the Fund in the chart and table assumes reinvestment of the dividends and distributions. The table includes all applicable fees. How the Fund performed in the past (before and after taxes) is not necessarily an indication of how it will perform in the future. If BFA, BAL and their affiliates had not waived or reimbursed certain Fund expenses during these periods, the Fund's returns would have been lower. Updated information on the Fund's performance, including its current net asset value, can be obtained by visiting <http://www.blackrock.com> or can be obtained by phone at (800) 882-0052.

**Class K Shares  
ANNUAL TOTAL RETURNS  
LifePath Dynamic 2040 Fund  
As of 12/31**



During the ten-year period shown in the bar chart, the highest return for a quarter was 18.65% (quarter ended June 30, 2020) and the lowest return for a quarter was -21.44% (quarter ended March 31, 2020).

**For the periods ended 12/31/22  
Average Annual Total Returns**

	<b>1 Year</b>	<b>5 Years</b>	<b>10 Years</b>
LifePath Dynamic 2040 Fund — Class K Shares			
Return Before Taxes	(16.90)%	5.22%	7.54%
Return After Taxes on Distributions	(17.34)%	2.16%	4.43%
Return After Taxes on Distributions and Sale of Fund Shares	(9.88)%	3.21%	5.02%
LifePath Dynamic 2040 Fund Custom Benchmark (Reflects no deduction for fees, expenses or taxes)	(17.60)%	4.84%	7.18%
Russell 1000® Index (Reflects no deduction for fees, expenses or taxes)	(19.13)%	9.13%	12.37%

After-tax returns are calculated using the historical highest individual federal marginal income tax rates and do not reflect the impact of state and local taxes. Actual after-tax returns depend on the investor's tax situation and may differ from those shown, and the after-tax returns shown are not relevant to investors who hold their shares through tax-deferred arrangements, such as 401(k) plans or individual retirement accounts.

**Investment Adviser**

The Fund's investment adviser is BlackRock Fund Advisors (previously defined as "BFA"). The Fund's sub-advisers are BlackRock International Limited and BlackRock (Singapore) Limited. Where applicable, "BFA" refers also to the Fund's sub-advisers.

## Portfolio Managers

---

Name	Portfolio Manager of the Fund Since	Title
Philip Green	2016	Managing Director of BlackRock, Inc.
Chris Chung, CFA	2020	Managing Director of BlackRock, Inc.

---

## Purchase and Sale of Fund Shares

---

Class K Shares of the Fund are available only to (i) certain employee benefit plans, such as health savings accounts, and certain employer-sponsored retirement plans (not including SEP IRAs, SIMPLE IRAs and SARSEPs) (collectively, “Employer-Sponsored Retirement Plans”), (ii) collective trust funds, investment companies and other pooled investment vehicles, each of which may purchase shares of the Fund through a Financial Intermediary that has entered into an agreement with the Fund’s distributor to purchase such shares, (iii) “Institutional Investors,” which include, but are not limited to, endowments, foundations, family offices, banks and bank trusts, local, city, and state governmental institutions, corporations and insurance company separate accounts, each of which may purchase shares of the Fund through a Financial Intermediary that has entered into an agreement with the Fund’s distributor to purchase such shares, (iv) clients of private banks that purchase shares of the Fund through a Financial Intermediary that has entered into an agreement with the Fund’s distributor to sell such shares; (v) fee-based advisory platforms of a Financial Intermediary that (a) has specifically acknowledged in a written agreement with the Fund’s distributor and/or its affiliate(s) that the Financial Intermediary shall offer such shares to fee-based advisory clients through an omnibus account held at the Fund or (b) transacts in the Fund’s shares through another intermediary that has executed such an agreement and (vi) any other investors who met the eligibility criteria for BlackRock Shares or Class K Shares prior to August 15, 2016 and have continually held Class K Shares of the Fund in the same account since August 15, 2016.

You may purchase or redeem shares of the Fund each day the New York Stock Exchange is open. Purchase orders may also be placed by calling (800) 537-4942, by mail (c/o BlackRock Funds III, P.O. Box 534429, Pittsburgh, Pennsylvania 15253-4429), or online at [www.blackrock.com](http://www.blackrock.com). Institutional Investors are subject to a \$5 million minimum initial investment requirement. Other investors, including Employer-Sponsored Retirement Plans, have no minimum initial investment requirement. There is no minimum investment amount for additional purchases.

## Tax Information

---

Different income tax rules apply depending on whether you are invested through a qualified tax-exempt plan described in section 401(a) of the Internal Revenue Code. If you are invested through such a plan (and Fund shares are not “debt-financed property” to the plan), then the dividends paid by the Fund and the gain realized from a redemption or exchange of Fund shares will generally not be subject to U.S. federal income taxes until you withdraw or receive distributions from the plan. If you are not invested through such a plan, then the Fund’s dividends and gain from a redemption or exchange may be subject to U.S. federal income taxes and may be taxed as ordinary income or capital gains, unless you are a tax-exempt investor.

## Payments to Broker/Dealers and Other Financial Intermediaries

---

If you purchase shares of the Fund through a Financial Intermediary, the Fund and BlackRock Investments, LLC, the Fund’s distributor, or its affiliates may pay the Financial Intermediary for the sale of Fund shares and related services. These payments may create a conflict of interest by influencing the Financial Intermediary and your individual financial professional to recommend the Fund over another investment.

Class K Shares are only available through a Financial Intermediary if the Financial Intermediary will not receive from Fund assets, or the Fund’s distributor’s or an affiliate’s resources, any commission payments, shareholder servicing fees (including sub-transfer agent and networking fees), or distribution fees (including Rule 12b-1 fees) with respect to assets invested in Class K Shares.

Ask your individual financial professional or visit your Financial Intermediary’s website for more information.

# Fund Overview

## Key Facts About BlackRock LifePath® Dynamic 2045 Fund

### Investment Objective

The investment objective of BlackRock LifePath® Dynamic 2045 Fund (“LifePath Dynamic 2045 Fund” or the “Fund”), a series of BlackRock Funds III (the “Trust”), is to seek to provide for retirement outcomes based on quantitatively measured risk. In pursuit of this objective, the Fund will be broadly diversified across global asset classes, with asset allocations becoming more conservative over time.

### Fees and Expenses of the Fund

The table below describes the fees and expenses that you may pay if you buy, hold and sell Class K Shares of LifePath Dynamic 2045 Fund. **You may pay other fees, such as brokerage commissions and other fees to your financial professional or your selected securities dealer, broker, investment adviser, service provider or industry professional (including BlackRock Fund Advisors (“BFA”) and its affiliates) (each, a “Financial Intermediary”), which are not reflected in the table and example below.**

<b>Annual Fund Operating Expenses (expenses that you pay each year as a percentage of the value of your investment)</b>	<b>Class K Shares</b>
Management Fee <sup>1,2,4</sup>	0.30%
Distribution and/or Service (12b-1) Fees	None
Other Expenses <sup>1,3,4,5</sup>	0.07%
Administration Fees <sup>1,3,4</sup>	0.04%
Independent Expenses <sup>5</sup>	0.03%
Acquired Fund Fees and Expenses <sup>1,4</sup>	0.28%
<b>Total Annual Fund Operating Expenses<sup>4</sup></b>	<b>0.65%</b>
Fee Waivers and/or Expense Reimbursements <sup>1,5</sup>	(0.31)%
<b>Total Annual Fund Operating Expenses After Fee Waivers and/or Expense Reimbursements<sup>1,5</sup></b>	<b>0.34%</b>

<sup>1</sup> As described in the “Management of the Funds” section of the Fund’s prospectus beginning on page 198, BlackRock Advisors, LLC (“BAL”) and BFA have contractually agreed to reimburse the Fund for Acquired Fund Fees and Expenses up to a maximum amount equal to the combined Management Fee and Administration Fee of each share class of the Fund, through June 30, 2024. In addition, BFA has contractually agreed to waive its management fees by the amount of investment advisory fees the Fund pays to BFA indirectly through its investment in money market funds managed by BFA or its affiliates, through June 30, 2024. The contractual agreements may be terminated upon 90 days’ notice by a majority of the non-interested trustees of the Trust or by a vote of a majority of the outstanding voting securities of the Fund.

<sup>2</sup> The Management Fee has been restated to reflect current fees.

<sup>3</sup> Administration Fees have been restated to reflect current fees.

<sup>4</sup> Total Annual Fund Operating Expenses do not correlate to the ratio of expenses to average net assets given in the Fund’s most recent annual report, which does not include Acquired Fund Fees and Expenses, restatement of the Management Fee or the restatement of the Administration Fees to reflect current fees.

<sup>5</sup> Independent Expenses consist of the Fund’s allocable portion of the fees and expenses of the independent trustees of the Trust, counsel to such independent trustees and the independent registered public accounting firm that provides audit services to the Fund. BAL and BFA have contractually agreed to reimburse, or provide offsetting credits to, the Fund for Independent Expenses through June 30, 2033. After giving effect to such contractual arrangements, Independent Expenses will be 0.00%. Such contractual arrangements may not be terminated prior to July 1, 2033 without the consent of the Board of Trustees of the Trust.

### Example:

This Example is intended to help you compare the cost of investing in Class K Shares of the Fund with the cost of investing in other mutual funds. The Example assumes that you invest \$10,000 in Class K Shares of the Fund for the time periods indicated and then redeem all of your shares at the end of those periods. The Example also assumes that your investment has a 5% return each year and that Class K Shares of the Fund’s operating expenses remain the same. Although your actual costs may be higher or lower, based on these assumptions your costs would be:

	<b>1 Year</b>	<b>3 Years</b>	<b>5 Years</b>	<b>10 Years</b>
Class K Shares	\$35	\$170	\$318	\$748

### Portfolio Turnover:

The Fund pays transaction costs, such as commissions, when it buys and sells securities (or “turns over” its portfolio). A higher portfolio turnover rate may indicate higher transaction costs and may result in higher taxes when shares are held in a taxable account. These costs, which are not reflected in annual fund operating expenses or in the Example, affect the Fund’s performance. During the most recent fiscal year, the Fund’s portfolio turnover rate was 16% of the average value of its portfolio.

## Principal Investment Strategies of the Fund

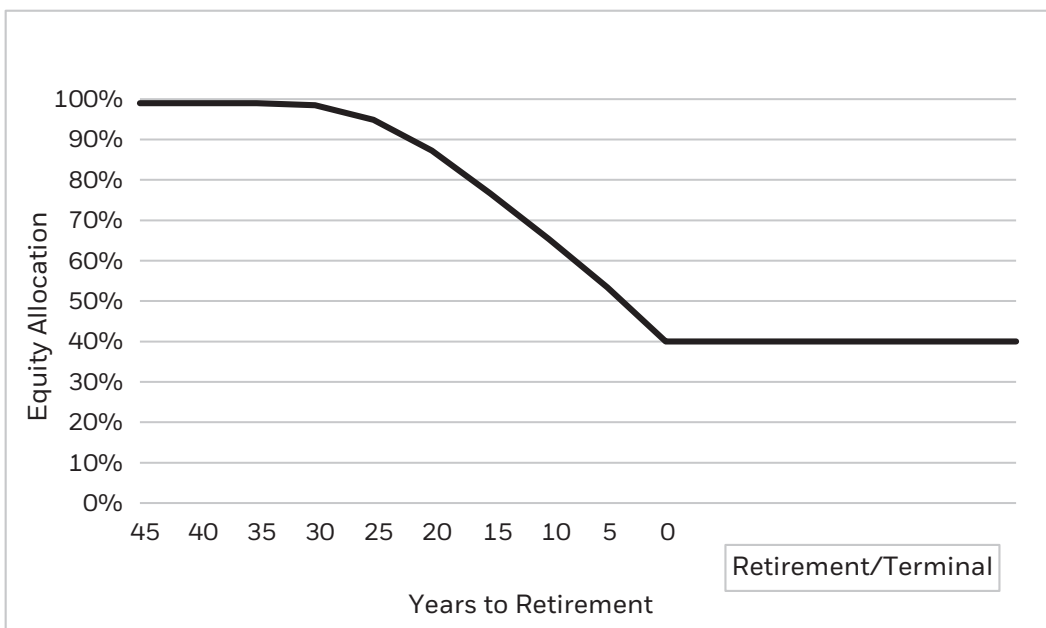
LifePath Dynamic 2045 Fund allocates and reallocates its assets among a combination of equity, bond and money market funds (the “Underlying Funds”) and derivatives in proportions based on its own comprehensive investment strategy. Under normal circumstances, the Fund intends to invest primarily in affiliated open-end funds and affiliated exchange-traded funds (“ETFs”), some of which may be index funds.

The Fund may, when consistent with its investment goal, buy or sell options or futures, or enter into total return swaps and foreign currency transactions (collectively, commonly known as derivatives). The Fund may seek to obtain market exposure to the securities in which it primarily invests by entering into a series of purchase and sale contracts or by using other investment techniques (such as reverse repurchase agreements or dollar rolls). The Fund may use derivatives as a substitute for taking a position in an Underlying Fund and/or as part of a strategy to reduce exposure to certain risks. The Fund may also use derivatives to enhance return, in which case their use may involve leveraging risk. Derivatives that are used as a substitute for taking a position in an Underlying Fund, to reduce exposure to risks (other than duration or currency risk) or to enhance return will increase or decrease the Fund’s equity or fixed income allocations for purposes of the glide path by the notional amount of such derivatives. Derivatives that are used to manage duration or hedge currency risk will not be allocated to the Fund’s equity or fixed income allocations for purposes of the glide path.

The Fund is designed for investors expecting to retire or to begin withdrawing assets around the year 2045. The Fund seeks to provide for retirement outcomes based on quantitatively measured risk. BFA employs a multi-dimensional approach to assess risk for the Fund and to determine the Fund’s allocation across asset classes. As part of this multi-dimensional approach, BFA aims to quantify risk using proprietary risk measurement tools that, among other things, analyze historical and forward-looking securities market data, including risk, asset class correlations, and expected returns. As of March 31, 2023, the Fund held approximately 95% of its assets (including notional exposure through derivatives) in equity Underlying Funds and equity related derivatives, approximately 6% of its assets (including notional exposure through derivatives) in fixed income Underlying Funds and fixed income related derivatives and approximately -1% of its assets in cash (including cash offsets from derivatives) and Underlying Funds that invest primarily in money market instruments. Certain Underlying Funds may invest in equity securities of issuers that are primarily engaged in or related to the real estate industry, real estate investment trusts (“REITs”), foreign securities, emerging market securities, below investment-grade bonds, commodity-related instruments and derivative securities or instruments, such as options and futures, the value of which is derived from another security, a commodity, a currency or an index.

Under normal circumstances, the asset allocation will change over time according to a “glide path” as the Fund approaches its target date. The glide path below represents the shifting of asset classes over time. As the glide path shows, the Fund’s asset mix becomes more conservative — prior to retirement — as time elapses. This reflects the need for reduced investment risks as retirement approaches and the need for lower volatility of the Fund, which may be a primary source of income after retirement.

The following chart illustrates the glide path — the target allocation among asset classes as the Fund approaches its target date.





The following table lists the target allocation by years until retirement:

<b>Years Until Retirement</b>	<b>Equity Funds (includes REITs)<sup>1</sup></b>	<b>Fixed-Income Funds<sup>1</sup></b>
45	99%	1%
40	99%	1%
35	99%	1%
30	98%	2%
25	95%	5%
20	87%	13%
15	77%	23%
10	65%	35%
5	53%	47%
0	40%	60%

<sup>1</sup> BFA may adjust the allocation to equity and fixed-income in the Fund, based on an assessment of the current market conditions and the potential contribution of each asset class to the expected risk and return characteristics of the Fund. In general, the adjustments will be limited to +/- 10% relative to the target allocations. At notional value after such adjustments, the Fund's equity allocation could exceed 100%.

The asset allocation targets are established by the portfolio managers. The investment team, including the portfolio managers, meets regularly to assess market conditions, review the asset allocation targets of the Fund, and determine whether any changes are required to enable the Fund to achieve its investment objective.

Although the asset allocation targets listed for the glide path are general, long-term targets, BFA may adjust the allocation to equity and fixed-income in the Fund, based on an assessment of the current market conditions and the potential contribution of each asset class to the expected risk and return characteristics of the Fund. In general, the adjustments will be limited to +/- 10% relative to the target allocations. At notional value after such adjustments, the Fund's equity allocation could exceed 100%. BFA may determine, in light of market conditions or other factors, that a greater variation is warranted to protect the Fund or achieve its investment objective. Investments in Underlying Funds will be allocated towards the equity and fixed income percentages based on their classification. The Fund may also seek asset allocation to equity and fixed income by investing in funds that invest in a mix of equity and fixed income instruments ("multi-asset funds"). Investments in multi-asset funds will be allocated towards the equity and fixed income percentages listed for the glide path based on the multi-asset fund's underlying investments in equity and fixed income instruments.

BFA's second step in the structuring of the Fund is the selection of the Underlying Funds, equity securities and derivatives. Factors such as fund classifications, historical risk and performance, and the relationship to other Underlying Funds in the Fund are considered when selecting Underlying Funds. The specific Underlying Funds selected for the Fund are determined at BFA's discretion and may change as deemed appropriate to allow the Fund to meet its investment objective. See the "Details About the Funds — Information About the Underlying Funds" section of the prospectus for a list of the Underlying Funds, their classification into equity, fixed income, multi-asset or money market funds and a brief description of their investment objectives and primary investment strategies. The specific securities or derivatives selected for the Fund are determined at BFA's discretion and may change as deemed appropriate to allow the Fund to meet its investment objective.

Within the prescribed percentage allocations to equity and fixed-income, BFA seeks to diversify the Fund. The equity allocation may be further diversified by style (including both value and growth funds and issuers), market capitalization (including large cap, mid cap, small cap and emerging growth funds and issuers), region (including domestic and international (including emerging market) funds and issuers) or other factors. The fixed-income allocation may be further diversified by sector (including government, corporate, agency, and other sectors), duration (a calculation of the average life of a bond which measures its price risk), credit quality (including non-investment grade debt or junk bonds), geographic location (including U.S. and foreign-issued securities), or other factors. Though BFA seeks to diversify the Fund, certain Underlying Funds may concentrate their investments in specific sectors or geographic regions or countries. The percentage allocation to the various styles of equity and fixed-income are determined at the discretion of the investment team and can be changed to reflect the current market environment.

### ***Principal Risks of Investing in the Fund***

Risk is inherent in all investing. The value of your investment in LifePath Dynamic 2045 Fund, as well as the amount of return you receive on your investment, may fluctuate significantly from day to day and over time. You may lose part or all of your investment in the Fund or your investment may not perform as well as other similar investments. An investment in the Fund is not a bank deposit and it is not insured or guaranteed by the Federal Deposit Insurance Corporation or any other government agency. The following is a summary description of the principal risks of investing

in the Fund and/or the Underlying Funds. The Fund allocates and reallocates its assets among a combination of Underlying Funds and derivatives. Therefore, references to the Fund in the description of risks below may include the Underlying Funds in which the Fund invests, as applicable. The relative significance of each risk factor below may change over time and you should review each risk factor carefully.

## Principal Risks of the Fund's Investment Strategies

- **Equity Securities Risk** — Stock markets are volatile. The price of equity securities fluctuates based on changes in a company's financial condition and overall market and economic conditions.
- **Allocation Risk** — The Fund's ability to achieve its investment objective depends upon BFA'S skill in determining the Fund's strategic asset class allocation and in selecting the best mix of Underlying Funds and direct investments. There is a risk that BFA's evaluations and assumptions regarding asset classes or Underlying Funds may be incorrect in view of actual market conditions. In addition, the asset allocation or the combination of Underlying Funds determined by BFA could result in underperformance as compared to funds with similar investment objectives and strategies.
- **Investments in Underlying Funds Risk** — The Fund's investments are concentrated in Underlying Funds, so the Fund's investment performance is directly related to the performance of the Underlying Funds. The Fund's net asset value will change with changes in the equity and bond markets and the value of the Underlying Funds and other securities in which it invests. An investment in the Fund will entail more direct and indirect costs and expenses than a direct investment in the Underlying Funds. For example, the Fund indirectly pays a portion of the expenses (including operating expenses and management fees) incurred by the Underlying Funds.
- **Affiliated Fund Risk** — In managing the Fund, BFA will have authority to select and substitute underlying funds and ETFs. BFA may be subject to potential conflicts of interest in selecting underlying funds and ETFs because the fees paid to BFA by some underlying funds and ETFs are higher than the fees paid by other underlying funds and ETFs. However, BFA is a fiduciary to the Fund and is legally obligated to act in the Fund's best interests when selecting underlying funds and ETFs. If an underlying fund or ETF holds interests in an affiliated fund, the Fund may be prohibited from purchasing shares of that underlying fund or ETF.
- **Market Risk and Selection Risk** — Market risk is the risk that one or more markets in which the Fund invests will go down in value, including the possibility that the markets will go down sharply and unpredictably. The value of a security or other asset may decline due to changes in general market conditions, economic trends or events that are not specifically related to the issuer of the security or other asset, or factors that affect a particular issuer or issuers, exchange, country, group of countries, region, market, industry, group of industries, sector or asset class. Local, regional or global events such as war, acts of terrorism, the spread of infectious illness or other public health issues like pandemics or epidemics, recessions, or other events could have a significant impact on the Fund and its investments. Selection risk is the risk that the securities selected by Fund management will underperform the markets, the relevant indices or the securities selected by other funds with similar investment objectives and investment strategies. This means you may lose money.

An outbreak of an infectious coronavirus (COVID-19) that was first detected in December 2019 developed into a global pandemic that has resulted in numerous disruptions in the market and has had significant economic impact leaving general concern and uncertainty. Although vaccines have been developed and approved for use by various governments, the duration of the pandemic and its effects cannot be predicted with certainty. The impact of this coronavirus, and other epidemics and pandemics that may arise in the future, could affect the economies of many nations, individual companies and the market in general ways that cannot necessarily be foreseen at the present time.

- **Retirement Income Risk** — The Fund does not provide a guarantee that sufficient capital appreciation will be achieved to provide adequate income at and through retirement. The Fund also does not ensure that you will have assets in your account sufficient to cover your retirement expenses or that you will have enough saved to be able to retire in the target year identified in the Fund's name; this will depend on the amount of money you have invested in the Fund, the length of time you have held your investment, the returns of the markets over time, the amount you spend in retirement, and your other assets and income sources.
- **Derivatives Risk** — The Fund's use of derivatives may increase its costs, reduce the Fund's returns and/or increase volatility. Derivatives involve significant risks, including:

*Leverage Risk* — The Fund's use of derivatives can magnify the Fund's gains and losses. Relatively small market movements may result in large changes in the value of a derivatives position and can result in losses that greatly exceed the amount originally invested.

*Market Risk* — Some derivatives are more sensitive to interest rate changes and market price fluctuations than other securities. The Fund could also suffer losses related to its derivatives positions as a result of unanticipated market movements, which losses are potentially unlimited. Finally, BFA may not be able to predict correctly the direction of securities prices, interest rates and other economic factors, which could cause the Fund's derivatives positions to lose value.

*Counterparty Risk* — Derivatives are also subject to counterparty risk, which is the risk that the other party in the transaction will be unable or unwilling to fulfill its contractual obligation, and the related risks of having concentrated exposure to such a counterparty.

*Illiquidity Risk* — The possible lack of a liquid secondary market for derivatives and the resulting inability of the Fund to sell or otherwise close a derivatives position could expose the Fund to losses and could make derivatives more difficult for the Fund to value accurately.

*Operational Risk* — The use of derivatives includes the risk of potential operational issues, including documentation issues, settlement issues, systems failures, inadequate controls and human error.

*Legal Risk* — The risk of insufficient documentation, insufficient capacity or authority of counterparty, or legality or enforceability of a contract.

*Volatility and Correlation Risk* — Volatility is defined as the characteristic of a security, an index or a market to fluctuate significantly in price within a short time period. A risk of the Fund's use of derivatives is that the fluctuations in their values may not correlate with the overall securities markets.

*Valuation Risk* — Valuation for derivatives may not be readily available in the market. Valuation may be more difficult in times of market turmoil since many investors and market makers may be reluctant to purchase complex instruments or quote prices for them.

*Hedging Risk* — Hedges are sometimes subject to imperfect matching between the derivative and the underlying security, and there can be no assurance that the Fund's hedging transactions will be effective. The use of hedging may result in certain adverse tax consequences.

*Tax Risk* — Certain aspects of the tax treatment of derivative instruments, including swap agreements and commodity-linked derivative instruments, are currently unclear and may be affected by changes in legislation, regulations or other legally binding authority. Such treatment may be less favorable than that given to a direct investment in an underlying asset and may adversely affect the timing, character and amount of income the Fund realizes from its investments.

*Regulatory Risk* — Derivative contracts are subject to regulation under the Dodd-Frank Wall Street Reform and Consumer Protection Act (the "Dodd-Frank Act") in the United States and under comparable regimes in Europe, Asia and other non-U.S. jurisdictions. Under the Dodd-Frank Act, with respect to uncleared swaps, swap dealers are required to collect variation margin from the Fund and may be required by applicable regulations to collect initial margin from the Fund. Both initial and variation margin may be comprised of cash and/or securities, subject to applicable regulatory haircuts. Shares of investment companies (other than certain money market funds) may not be posted as collateral under applicable regulations. In addition, regulations adopted by global prudential regulators that are now in effect require certain bank-regulated counterparties and certain of their affiliates to include in certain financial contracts, including many derivatives contracts, terms that delay or restrict the rights of counterparties, such as the Fund, to terminate such contracts, foreclose upon collateral, exercise other default rights or restrict transfers of credit support in the event that the counterparty and/or its affiliates are subject to certain types of resolution or insolvency proceedings. The implementation of these requirements with respect to derivatives, as well as regulations under the Dodd-Frank Act regarding clearing, mandatory trading and margining of other derivatives, may increase the costs and risks to the Fund of trading in these instruments and, as a result, may affect returns to investors in the Fund.

- **Leverage Risk** — Some transactions may give rise to a form of economic leverage. These transactions may include, among others, derivatives, and may expose the Fund to greater risk and increase its costs. The use of leverage may cause the Fund to liquidate portfolio positions when it may not be advantageous to do so to satisfy its obligations or to meet the applicable requirements of the Investment Company Act of 1940, as amended, and the rules thereunder. Increases and decreases in the value of the Fund's portfolio will be magnified when the Fund uses leverage.

## **Principal Risks of the Underlying Funds**

- **Asset Class Risk** — Securities and other assets or financial instruments in the Underlying Index of an Underlying Fund or in an Underlying Fund's portfolio may underperform in comparison to the general financial markets, a particular financial market or other asset classes.
- **Authorized Participant Concentration Risk** — Only an authorized participant may engage in creation or redemption transactions directly with an ETF, and none of those authorized participants is obligated to engage in creation and/or redemption transactions. The Underlying Funds that are ETFs have a limited number of institutions that may act as authorized participants on an agency basis (i.e., on behalf of other market participants). To the extent that authorized participants exit the business or are unable to proceed with creation or redemption orders with respect to an ETF and no other authorized participant is able to step forward to create or redeem, the ETF shares may be more likely to trade at a premium or discount to net asset value and possibly face trading halts or delisting. Authorized participant concentration risk may be heightened for ETFs that invest in securities issued by non-U.S. issuers or other securities or instruments that have lower trading volumes.

- **Bank Loan Risk** — The market for bank loans may lack liquidity and the Fund may have difficulty selling them. These investments expose the Fund to the credit risk of both the financial institution and the underlying borrower.
- **Commodities Related Investments Risk** — Exposure to the commodities markets may subject the Fund to greater volatility than investments in traditional securities. The value of commodity-linked derivative investments may be affected by changes in overall market movements, commodity index volatility, changes in interest rates, or factors affecting a particular industry or commodity, such as drought, floods, weather, embargoes, tariffs and international economic, political and regulatory developments.
- **Concentration Risk** — To the extent that the Fund or an Underlying Fund is concentrated in the securities of companies, a particular market, industry, group of industries, sector or asset class, country, region or group of countries, the Fund or that Underlying Fund may be adversely affected by the performance of those securities, may be subject to increased price volatility and may be more susceptible to adverse economic, market, political or regulatory occurrences affecting that market, industry, group of industries, sector or asset class, country, region or group of countries.
- **Convertible Securities Risk** — The market value of a convertible security performs like that of a regular debt security; that is, if market interest rates rise, the value of a convertible security usually falls. In addition, convertible securities are subject to the risk that the issuer will not be able to pay interest or dividends when due, and their market value may change based on changes in the issuer's credit rating or the market's perception of the issuer's creditworthiness. Since it derives a portion of its value from the common stock into which it may be converted, a convertible security is also subject to the same types of market and issuer risks that apply to the underlying common stock.
- **Counterparty Risk** — The counterparty to an over-the-counter derivatives contract or a borrower of the Fund's securities may be unable or unwilling to make timely principal, interest or settlement payments, or otherwise to honor its obligations.
- **Depository Receipts Risk** — Depository receipts are generally subject to the same risks as the foreign securities that they evidence or into which they may be converted. In addition to investment risks associated with the underlying issuer, depository receipts expose the Fund to additional risks associated with the non-uniform terms that apply to depository receipt programs, credit exposure to the depository bank and to the sponsors and other parties with whom the depository bank establishes the programs, currency risk and the risk of an illiquid market for depository receipts. The issuers of unsponsored depository receipts are not obligated to disclose information that is, in the United States, considered material. Therefore, there may be less information available regarding these issuers and there may not be a correlation between such information and the market value of the depository receipts.
- **Emerging Markets Risk** — Emerging markets are riskier than more developed markets because they tend to develop unevenly and may never fully develop. Investments in emerging markets may be considered speculative. Emerging markets are more likely to experience hyperinflation and currency devaluations, which adversely affect returns to U.S. investors. In addition, many emerging securities markets have far lower trading volumes and less liquidity than developed markets.
- **Foreign Securities Risk** — Foreign investments often involve special risks not present in U.S. investments that can increase the chances that the Fund will lose money. These risks include:
  - The Fund generally holds its foreign securities and cash in foreign banks and securities depositories, which may be recently organized or new to the foreign custody business and may be subject to only limited or no regulatory oversight.
  - Changes in foreign currency exchange rates can affect the value of the Fund's portfolio.
  - The economies of certain foreign markets may not compare favorably with the economy of the United States with respect to such issues as growth of gross national product, reinvestment of capital, resources and balance of payments position.
  - The governments of certain countries, or the U.S. Government with respect to certain countries, may prohibit or impose substantial restrictions through capital controls and/or sanctions on foreign investments in the capital markets or certain industries in those countries, which may prohibit or restrict the ability to own or transfer currency, securities, derivatives or other assets.
  - Many foreign governments do not supervise and regulate stock exchanges, brokers and the sale of securities to the same extent as does the United States and may not have laws to protect investors that are comparable to U.S. securities laws.
  - Settlement and clearance procedures in certain foreign markets may result in delays in payment for or delivery of securities not typically associated with settlement and clearance of U.S. investments.
  - The Fund's claims to recover foreign withholding taxes may not be successful, and if the likelihood of recovery of foreign withholding taxes materially decreases, due to, for example, a change in tax regulation or approach in the foreign country, accruals in the Fund's net asset value for such refunds may be written down partially or in full, which will adversely affect the Fund's net asset value.

- The European financial markets have recently experienced volatility and adverse trends due to concerns about economic downturns in, or rising government debt levels of, several European countries as well as acts of war in the region. These events may spread to other countries in Europe and may affect the value and liquidity of certain of the Fund's investments.
  - **Geographic Risk** — A natural disaster could occur in a geographic region in which the Fund invests, which could adversely affect the economy or the business operations of companies in the specific geographic region, causing an adverse impact on the Fund's investments in, or which are exposed to, the affected region.
  - **High Portfolio Turnover Risk** — The Fund may engage in active and frequent trading of its portfolio securities. High portfolio turnover (more than 100%) may result in increased transaction costs to the Fund, including brokerage commissions, dealer mark-ups and other transaction costs on the sale of the securities and on reinvestment in other securities. The sale of Fund portfolio securities may result in the realization and/or distribution to shareholders of higher capital gains or losses as compared to a fund with less active trading policies. These effects of higher than normal portfolio turnover may adversely affect Fund performance.
  - **Income Risk** — Income risk is the risk that the Fund's yield will vary as short-term securities in its portfolio mature and the proceeds are reinvested in securities with different interest rates.
  - **Indexed and Inverse Securities Risk** — Indexed and inverse securities provide a potential return based on a particular index of value or interest rates. The Fund's return on these securities will be subject to risk with respect to the value of the particular index. These securities are subject to leverage risk and correlation risk. Certain indexed and inverse securities have greater sensitivity to changes in interest rates or index levels than other securities, and the Fund's investment in such instruments may decline significantly in value if interest rates or index levels move in a way Fund management does not anticipate.
  - **Index-Related Risk** — There is no guarantee that an Underlying Fund's investment results will have a high degree of correlation to those of its underlying index or that the Underlying Fund will achieve its investment objective. Market disruptions or high volatility, other unusual market circumstances and regulatory restrictions could have an adverse effect on an Underlying Fund's ability to adjust its exposure to the required levels in order to track its underlying index. Errors in index data, index computations or the construction of an underlying index in accordance with its methodology may occur from time to time and may not be identified and corrected by the index provider for a period of time or at all, which may have an adverse impact on an Underlying Fund and its shareholders. Unusual market conditions or other unforeseen circumstances (such as natural disasters, political unrest or war) may impact the index provider or a third-party data provider and could cause the index provider to postpone a scheduled rebalance. This could cause an underlying index to vary from its normal or expected composition.
- An index fund has operating and other expenses while an index does not. As a result, while an Underlying Fund that is an index fund will attempt to track its underlying index as closely as possible, it will tend to underperform the underlying index to some degree over time. If an index fund is properly correlated to its stated index, the fund will perform poorly when the index performs poorly.
- **Investment Style Risk** — Under certain market conditions, growth investments have performed better during the later stages of economic expansion and value investments have performed better during periods of economic recovery. Therefore, these investment styles may over time go in and out of favor. At times when an investment style used by the Fund or an Underlying Fund is out of favor, the Fund may underperform other funds that use different investment styles.
  - **Issuer Risk** — Fund performance depends on the performance of individual securities to which the Fund has exposure. Changes in the financial condition or credit rating of an issuer of those securities may cause the value of the securities to decline.
  - **Management Risk** — If a passively managed ETF does not fully replicate the underlying index, it is subject to the risk that the manager's investment management strategy may not produce the intended results.
  - **Mezzanine Securities Risk** — Mezzanine securities carry the risk that the issuer will not be able to meet its obligations and that the equity securities purchased with the mezzanine investments may lose value.
  - **Model Risk** — The Fund seeks to pursue its investment objective by using proprietary models that incorporate quantitative analysis. Investments selected using these models may perform differently than as forecasted due to the factors incorporated into the models and the weighting of each factor, changes from historical trends, and issues in the construction and implementation of the models (including, but not limited to, software issues and other technological issues). There is no guarantee that BlackRock's use of these models will result in effective investment decisions for the Fund.

The information and data used in the models may be supplied by third parties. Inaccurate or incomplete data may limit the effectiveness of the models. In addition, some of the data that BlackRock uses may be historical data, which may not accurately predict future market movement. There is a risk that the models will not be successful in selecting investments or in determining the weighting of investment positions that will enable the Fund to achieve its investment objective.

- **National Closed Market Trading Risk** — To the extent that the underlying securities and/or other assets held by an Underlying Fund that is an ETF trade on foreign exchanges or in foreign markets that may be closed when the securities exchange on which the Underlying Fund's shares trade is open, there are likely to be deviations between the current price of such an underlying security and the last quoted price for the underlying security (i.e., an Underlying Fund's quote from the closed foreign market). The impact of a closed foreign market on an Underlying Fund is likely to be greater where a large portion of the Underlying Fund's underlying securities and/or other assets trade on that closed foreign market or when the foreign market is closed for unscheduled reasons. These deviations could result in premiums or discounts to one or more of the Underlying Funds' net asset values that may be greater than those experienced by other ETFs.
- **"New Issues" Risk** — "New issues" are initial public offerings ("IPOs") of equity securities. Securities issued in IPOs have no trading history, and information about the companies may be available for very limited periods. In addition, the prices of securities sold in IPOs may be highly volatile or may decline shortly after the IPO.
- **Passive Investment Risk** — Because BFA does not select individual companies in the underlying indexes for certain Underlying Funds, those Underlying Funds may hold securities of companies that present risks that an investment adviser researching individual securities might seek to avoid.
- **Pay-in-kind Bonds Risk** — Similar to zero coupon obligations, pay-in-kind bonds also carry additional risk as holders of these types of securities realize no cash until the cash payment date unless a portion of such securities is sold and, if the issuer defaults, the Fund may obtain no return at all on its investment. The market price of pay-in-kind bonds is affected by interest rate changes to a greater extent, and therefore tends to be more volatile, than that of securities which pay interest in cash.
- **Preferred Securities Risk** — Preferred securities may pay fixed or adjustable rates of return. Preferred securities are subject to issuer-specific and market risks applicable generally to equity securities. In addition, a company's preferred securities generally pay dividends only after the company makes required payments to holders of its bonds and other debt. For this reason, the value of preferred securities will usually react more strongly than bonds and other debt to actual or perceived changes in the company's financial condition or prospects. Preferred securities of smaller companies may be more vulnerable to adverse developments than preferred securities of larger companies.
- **Real Estate-Related Securities Risk** — The main risk of real estate-related securities is that the value of the underlying real estate may go down. Many factors may affect real estate values. These factors include both the general and local economies, vacancy rates, tenant bankruptcies, the ability to re-lease space under expiring leases on attractive terms, the amount of new construction in a particular area, the laws and regulations (including zoning, environmental and tax laws) affecting real estate and the costs of owning, maintaining and improving real estate. The availability of mortgage financing and changes in interest rates may also affect real estate values. If the Fund's real estate-related investments are concentrated in one geographic area or in one property type, the Fund will be particularly subject to the risks associated with that area or property type. Many issuers of real estate-related securities are highly leveraged, which increases the risk to holders of such securities. The value of the securities the Fund buys will not necessarily track the value of the underlying investments of the issuers of such securities.
- **REIT Investment Risk** — Investments in REITs involve unique risks. REITs may have limited financial resources, may trade less frequently and in limited volume, may engage in dilutive offerings of securities and may be more volatile than other securities. REIT issuers may also fail to maintain their exemptions from investment company registration or fail to qualify for the "dividends paid deduction" under the Internal Revenue Code of 1986, as amended (the "Internal Revenue Code"), which allows REITs to reduce their corporate taxable income for dividends paid to their shareholders.
- **Representative Sampling Risk** — Representative sampling is a method of indexing that involves investing in a representative sample of securities that collectively have a similar investment profile to the index and resemble the index in terms of risk factors and other key characteristics. An ETF may or may not hold every security in the index. When an ETF deviates from a full replication indexing strategy to utilize a representative sampling strategy, the ETF is subject to an increased risk of tracking error, in that the securities selected in the aggregate for the ETF may not have an investment profile similar to those of its index.
- **Reverse Repurchase Agreements Risk** — Reverse repurchase agreements involve the sale of securities held by the Fund with an agreement to repurchase the securities at an agreed-upon price, date and interest payment. Reverse repurchase agreements involve the risk that the other party may fail to return the securities in a timely manner or at all. The Fund could lose money if it is unable to recover the securities and the value of the collateral held by the Fund, including the value of the investments made with cash collateral, is less than the value of the securities. These events could also trigger adverse tax consequences for the Fund. In addition, reverse repurchase agreements involve the risk that the interest income earned in the investment of the proceeds will be less than the interest expense.
- **Shares of an ETF May Trade at Prices Other Than Net Asset Value** — Shares of an ETF trade on exchanges at prices at, above or below their most recent net asset value ("NAV"). The per share net asset value of an ETF is calculated at the end of each business day and fluctuates with changes in the market value of the ETF's holdings

since the most recent calculation. The trading prices of an ETF's shares fluctuate continuously throughout trading hours based on market supply and demand rather than net asset value. The trading prices of an ETF's shares may deviate significantly from net asset value during periods of market volatility. Any of these factors may lead to an ETF's shares trading at a premium or discount to net asset value. However, because shares can be created and redeemed in creation units, which are aggregated blocks of shares that authorized participants who have entered into agreements with the ETF's distributor can purchase or redeem directly from the ETF, at net asset value (unlike shares of many closed-end funds, which frequently trade at appreciable discounts from, and sometimes at premiums to, their net asset values), large discounts or premiums to the net asset value of an ETF are not likely to be sustained over the long-term. While the creation/redemption feature is designed to make it likely that an ETF's shares normally trade on exchanges at prices close to the ETF's next calculated net asset value, exchange prices are not expected to correlate exactly with an ETF's net asset value due to timing reasons as well as market supply and demand factors. In addition, disruptions to creations and redemptions or the existence of extreme market volatility may result in trading prices that differ significantly from net asset value. If a shareholder purchases at a time when the market price is at a premium to the net asset value or sells at a time when the market price is at a discount to the net asset value, the shareholder may sustain losses.

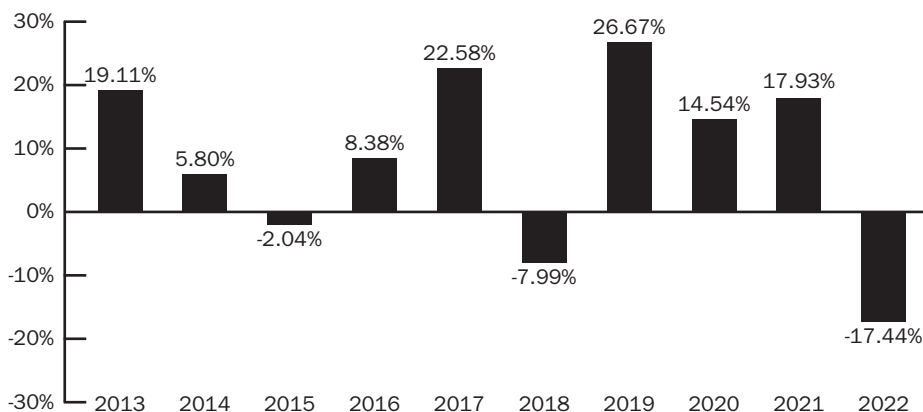
- **Short Sales Risk** — Because making short sales in securities that it does not own exposes the Fund to the risks associated with those securities, such short sales involve speculative exposure risk. The Fund will incur a loss as a result of a short sale if the price of the security increases between the date of the short sale and the date on which the Fund replaces the security sold short.
- **Small and Mid-Capitalization Company Risk** — Companies with small or mid-size market capitalizations will normally have more limited product lines, markets and financial resources and will be dependent upon a more limited management group than larger capitalized companies. In addition, it is more difficult to get information on smaller companies, which tend to be less well known, have shorter operating histories, do not have significant ownership by large investors and are followed by relatively few securities analysts.
- **Small Cap and Emerging Growth Securities Risk** — Small cap or emerging growth companies may have limited product lines or markets. They may be less financially secure than larger, more established companies. They may depend on a more limited management group than larger capitalized companies.
- **Structured Notes Risk** — Structured notes and other related instruments purchased by the Fund are generally privately negotiated debt obligations where the principal and/or interest is determined by reference to the performance of a specific asset, benchmark asset, market or interest rate ("reference measure"). The purchase of structured notes exposes the Fund to the credit risk of the issuer of the structured product. Structured notes may be leveraged, increasing the volatility of each structured note's value relative to the change in the reference measure. Structured notes may also be less liquid and more difficult to price accurately than less complex securities and instruments or more traditional debt securities.
- **Tracking Error Risk** — Tracking error is the divergence of an Underlying Fund's performance from that of its underlying index. Tracking error may occur because of differences between the securities and other instruments held in an Underlying Fund's portfolio and those included in its underlying index, pricing differences (including, as applicable, differences between a security's price at the local market close and an Underlying Fund's valuation of a security at the time of calculation of an Underlying Fund's NAV, differences in transaction costs, an Underlying Fund's holding of uninvested cash, differences in timing of the accrual of or the valuation of dividends or other distributions, interest, the requirements to maintain pass-through tax treatment, portfolio transactions carried out to minimize the distribution of capital gains to shareholders, changes to an underlying index and the cost to an Underlying Fund of complying with various new or existing regulatory requirements. These risks may be heightened during times of increased market volatility or other unusual market conditions. In addition, tracking error may result because an Underlying Fund incurs fees and expenses, while its underlying index does not.
- **U.S. Government Issuer Risk** — Treasury obligations may differ in their interest rates, maturities, times of issuance and other characteristics. Obligations of U.S. Government agencies and authorities are supported by varying degrees of credit but generally are not backed by the full faith and credit of the U.S. Government. No assurance can be given that the U.S. Government will provide financial support to its agencies and authorities if it is not obligated by law to do so.
- **Warrants Risk** — If the price of the underlying stock does not rise above the exercise price before the warrant expires, the warrant generally expires without any value and the Fund will lose any amount it paid for the warrant. Thus, investments in warrants may involve substantially more risk than investments in common stock. Warrants may trade in the same markets as their underlying stock; however, the price of the warrant does not necessarily move with the price of the underlying stock.
- **When-Issued and Delayed Delivery Securities and Forward Commitments Risk** — When-issued and delayed delivery securities and forward commitments involve the risk that the security the Fund buys will lose value prior to its delivery. There also is the risk that the security will not be issued or that the other party to the transaction will

not meet its obligation. If this occurs, the Fund may lose both the investment opportunity for the assets it set aside to pay for the security and any gain in the security's price.

## Performance Information

The information shows you how LifePath Dynamic 2045 Fund's performance has varied year by year and provides some indication of the risks of investing in the Fund. The bar chart shows the returns for Class K Shares of the Fund for each of the last ten calendar years. The average annual total returns table compares the performance of the Fund to that of the Russell 1000® Index and the LifePath Dynamic 2045 Fund Custom Benchmark, a customized weighted index comprised of the Bloomberg U.S. Long Credit Bond Index, Bloomberg U.S. Intermediate Credit Bond Index, Bloomberg U.S. Long Government Bond Index, Bloomberg U.S. Intermediate Government Bond Index, Bloomberg U.S. Securitized: MBS, ABS and CMBS Index, Bloomberg U.S. Treasury Inflation Protected Securities (TIPS) Index (Series-L), FTSE EPRA Nareit Developed Index, MSCI ACWI ex USA IMI Index, Russell 1000® Index and Russell 2000® Index, which are representative of the asset classes in which the Fund invests according to their weightings as of March 31, 2022. The weightings of the indices in the LifePath Dynamic 2045 Fund Custom Benchmark are adjusted periodically to reflect the investment adviser's evaluation and adjustment of the Fund's asset allocation strategy. The returns of the LifePath Dynamic 2045 Fund Custom Benchmark shown in the average annual total returns table are not recalculated or restated when they are adjusted to reflect the Fund's asset allocation strategy but rather reflect the LifePath Dynamic 2045 Fund Custom Benchmark's actual allocation over time, which may be different from the current allocation. Effective July 29, 2022, the LifePath Dynamic 2045 Fund Custom Benchmark against which the Fund measures its performance will be changed to remove Bloomberg U.S. Aggregate Bond Index and to add Bloomberg U.S. Long Credit Bond Index, Bloomberg U.S. Intermediate Credit Bond Index, Bloomberg U.S. Long Government Bond Index, Bloomberg U.S. Intermediate Government Bond Index and Bloomberg U.S. Securitized: MBS, ABS and CMBS Index. Fund management believes that the updated LifePath Dynamic 2045 Fund Custom Benchmark is more representative of the sectors in which the Fund invests. Effective March 31, 2018, the investment adviser determined not to allocate any of the Fund's assets to underlying funds that invest primarily in commodities. Performance for the periods shown prior to March 31, 2018 is based on the prior target asset allocation. Effective November 7, 2016, the Fund changed its investment strategy to (i) incorporate a Global Tactical Asset Allocation into its glidepath, (ii) increase the flexibility of its equity allocations and (iii) diversify its fixed-income strategies. Performance for the periods shown between December 14, 2015 and November 7, 2016 is based on the prior investment strategy. Effective December 14, 2015, the Fund changed its investment strategy to (i) incorporate a dynamic glidepath and (ii) invest directly in securities and derivatives, as well as in underlying funds. Performance for the periods shown prior to December 14, 2015 is based on the prior investment strategy. Effective November 28, 2014, the Fund changed its glide path and target asset allocation to target higher levels of equity exposure for the Fund throughout the glide path. Performance for the periods shown prior to November 28, 2014 is based on the prior glide path and target asset allocation. To the extent that dividends and distributions have been paid by the Fund, the performance information of the Fund in the chart and table assumes reinvestment of the dividends and distributions. The table includes all applicable fees. How the Fund performed in the past (before and after taxes) is not necessarily an indication of how it will perform in the future. If BFA, BAL and their affiliates had not waived or reimbursed certain Fund expenses during these periods, the Fund's returns would have been lower. Updated information on the Fund's performance, including its current net asset value, can be obtained by visiting <http://www.blackrock.com> or can be obtained by phone at (800) 882-0052.

**Class K Shares**  
**ANNUAL TOTAL RETURNS**  
**LifePath Dynamic 2045 Fund**  
**As of 12/31**





During the ten-year period shown in the bar chart, the highest return for a quarter was 19.68% (quarter ended June 30, 2020) and the lowest return for a quarter was -22.54% (quarter ended March 31, 2020).

**For the periods ended 12/31/22**

**Average Annual Total Returns**

	<b>1 Year</b>	<b>5 Years</b>	<b>10 Years</b>
LifePath Dynamic 2045 Fund — Class K Shares			
Return Before Taxes	(17.44)%	5.38%	7.86%
Return After Taxes on Distributions	(17.99)%	3.19%	5.84%
Return After Taxes on Distributions and Sale of Fund Shares	(10.21)%	3.58%	5.66%
LifePath Dynamic 2045 Fund Custom Benchmark (Reflects no deduction for fees, expenses or taxes)	(18.08)%	5.21%	7.64%
Russell 1000® Index (Reflects no deduction for fees, expenses or taxes)	(19.13)%	9.13%	12.37%

After-tax returns are calculated using the historical highest individual federal marginal income tax rates and do not reflect the impact of state and local taxes. Actual after-tax returns depend on the investor’s tax situation and may differ from those shown, and the after-tax returns shown are not relevant to investors who hold their shares through tax-deferred arrangements, such as 401(k) plans or individual retirement accounts.

**Investment Adviser**

The Fund’s investment adviser is BlackRock Fund Advisors (previously defined as “BFA”). The Fund’s sub-advisers are BlackRock International Limited and BlackRock (Singapore) Limited. Where applicable, “BFA” refers also to the Fund’s sub-advisers.

**Portfolio Managers**

<b>Name</b>	<b>Portfolio Manager of the Fund Since</b>	<b>Title</b>
Philip Green	2016	Managing Director of BlackRock, Inc.
Chris Chung, CFA	2020	Managing Director of BlackRock, Inc.

**Purchase and Sale of Fund Shares**

Class K Shares of the Fund are available only to (i) certain employee benefit plans, such as health savings accounts, and certain employer-sponsored retirement plans (not including SEP IRAs, SIMPLE IRAs and SARSEPs) (collectively, “Employer-Sponsored Retirement Plans”), (ii) collective trust funds, investment companies and other pooled investment vehicles, each of which may purchase shares of the Fund through a Financial Intermediary that has entered into an agreement with the Fund’s distributor to purchase such shares, (iii) “Institutional Investors,” which include, but are not limited to, endowments, foundations, family offices, banks and bank trusts, local, city, and state governmental institutions, corporations and insurance company separate accounts, each of which may purchase shares of the Fund through a Financial Intermediary that has entered into an agreement with the Fund’s distributor to purchase such shares, (iv) clients of private banks that purchase shares of the Fund through a Financial Intermediary that has entered into an agreement with the Fund’s distributor to sell such shares; (v) fee-based advisory platforms of a Financial Intermediary that (a) has specifically acknowledged in a written agreement with the Fund’s distributor and/or its affiliate(s) that the Financial Intermediary shall offer such shares to fee-based advisory clients through an omnibus account held at the Fund or (b) transacts in the Fund’s shares through another intermediary that has executed such an agreement and (vi) any other investors who met the eligibility criteria for BlackRock Shares or Class K Shares prior to August 15, 2016 and have continually held Class K Shares of the Fund in the same account since August 15, 2016.

You may purchase or redeem shares of the Fund each day the New York Stock Exchange is open. Purchase orders may also be placed by calling (800) 537-4942, by mail (c/o BlackRock Funds III, P.O. Box 534429, Pittsburgh, Pennsylvania 15253-4429), or online at [www.blackrock.com](http://www.blackrock.com). Institutional Investors are subject to a \$5 million minimum initial investment requirement. Other investors, including Employer-Sponsored Retirement Plans, have no minimum initial investment requirement. There is no minimum investment amount for additional purchases.

**Tax Information**

Different income tax rules apply depending on whether you are invested through a qualified tax-exempt plan described in section 401(a) of the Internal Revenue Code. If you are invested through such a plan (and Fund shares are not “debt-financed property” to the plan), then the dividends paid by the Fund and the gain realized from a redemption or

exchange of Fund shares will generally not be subject to U.S. federal income taxes until you withdraw or receive distributions from the plan. If you are not invested through such a plan, then the Fund's dividends and gain from a redemption or exchange may be subject to U.S. federal income taxes and may be taxed as ordinary income or capital gains, unless you are a tax-exempt investor.

### ***Payments to Broker/Dealers and Other Financial Intermediaries***

---

If you purchase shares of the Fund through a Financial Intermediary, the Fund and BlackRock Investments, LLC, the Fund's distributor, or its affiliates may pay the Financial Intermediary for the sale of Fund shares and related services. These payments may create a conflict of interest by influencing the Financial Intermediary and your individual financial professional to recommend the Fund over another investment.

Class K Shares are only available through a Financial Intermediary if the Financial Intermediary will not receive from Fund assets, or the Fund's distributor's or an affiliate's resources, any commission payments, shareholder servicing fees (including sub-transfer agent and networking fees), or distribution fees (including Rule 12b-1 fees) with respect to assets invested in Class K Shares.

Ask your individual financial professional or visit your Financial Intermediary's website for more information.

# Fund Overview

## Key Facts About BlackRock LifePath® Dynamic 2050 Fund

### Investment Objective

The investment objective of BlackRock LifePath® Dynamic 2050 Fund (“LifePath Dynamic 2050 Fund” or the “Fund”), a series of BlackRock Funds III (the “Trust”), is to seek to provide for retirement outcomes based on quantitatively measured risk. In pursuit of this objective, the Fund will be broadly diversified across global asset classes, with asset allocations becoming more conservative over time.

### Fees and Expenses of the Fund

The table below describes the fees and expenses that you may pay if you buy, hold and sell Class K Shares of LifePath Dynamic 2050 Fund. **You may pay other fees, such as brokerage commissions and other fees to your financial professional or your selected securities dealer, broker, investment adviser, service provider or industry professional (including BlackRock Fund Advisors (“BFA”) and its affiliates) (each, a “Financial Intermediary”), which are not reflected in the table and example below.**

Annual Fund Operating Expenses (expenses that you pay each year as a percentage of the value of your investment)	Class K Shares
Management Fee <sup>1,2,4</sup>	0.30%
Distribution and/or Service (12b-1) Fees	None
Other Expenses <sup>1,3,4,5</sup>	0.06%
Administration Fees <sup>1,3,4</sup>	0.04%
Independent Expenses <sup>5</sup>	0.02%
Acquired Fund Fees and Expenses <sup>1,4</sup>	0.26%
<b>Total Annual Fund Operating Expenses<sup>4</sup></b>	<b>0.62%</b>
Fee Waivers and/or Expense Reimbursements <sup>1,5</sup>	(0.28)%
<b>Total Annual Fund Operating Expenses After Fee Waivers and/or Expense Reimbursements<sup>1,5</sup></b>	<b>0.34%</b>

<sup>1</sup> As described in the “Management of the Funds” section of the Fund’s prospectus beginning on page 198, BlackRock Advisors, LLC (“BAL”) and BFA have contractually agreed to reimburse the Fund for Acquired Fund Fees and Expenses up to a maximum amount equal to the combined Management Fee and Administration Fee of each share class of the Fund, through June 30, 2024. In addition, BFA has contractually agreed to waive its management fees by the amount of investment advisory fees the Fund pays to BFA indirectly through its investment in money market funds managed by BFA or its affiliates, through June 30, 2024. The contractual agreements may be terminated upon 90 days’ notice by a majority of the non-interested trustees of the Trust or by a vote of a majority of the outstanding voting securities of the Fund.

<sup>2</sup> The Management Fee has been restated to reflect current fees.

<sup>3</sup> Administration Fees have been restated to reflect current fees.

<sup>4</sup> Total Annual Fund Operating Expenses do not correlate to the ratio of expenses to average net assets given in the Fund’s most recent annual report, which does not include Acquired Fund Fees, the restatement of the Management Fee or the restatement of the Administration Fees to reflect current fees.

<sup>5</sup> Independent Expenses consist of the Fund’s allocable portion of the fees and expenses of the independent trustees of the Trust, counsel to such independent trustees and the independent registered public accounting firm that provides audit services to the Fund. BAL and BFA have contractually agreed to reimburse, or provide offsetting credits to, the Fund for Independent Expenses through June 30, 2033. After giving effect to such contractual arrangements, Independent Expenses will be 0.00%. Such contractual arrangements may not be terminated prior to July 1, 2033 without the consent of the Board of Trustees of the Trust.

### Example:

This Example is intended to help you compare the cost of investing in Class K Shares of the Fund with the cost of investing in other mutual funds. The Example assumes that you invest \$10,000 in Class K Shares of the Fund for the time periods indicated and then redeem all of your shares at the end of those periods. The Example also assumes that your investment has a 5% return each year and that Class K Shares of the Fund’s operating expenses remain the same. Although your actual costs may be higher or lower, based on these assumptions your costs would be:

	1 Year	3 Years	5 Years	10 Years
Class K Shares	\$35	\$166	\$309	\$725

### Portfolio Turnover:

The Fund pays transaction costs, such as commissions, when it buys and sells securities (or “turns over” its portfolio). A higher portfolio turnover rate may indicate higher transaction costs and may result in higher taxes when shares are held in a taxable account. These costs, which are not reflected in annual fund operating expenses or in the Example,

affect the Fund's performance. During the most recent fiscal year, the Fund's portfolio turnover rate was 16% of the average value of its portfolio.

## ***Principal Investment Strategies of the Fund***

---

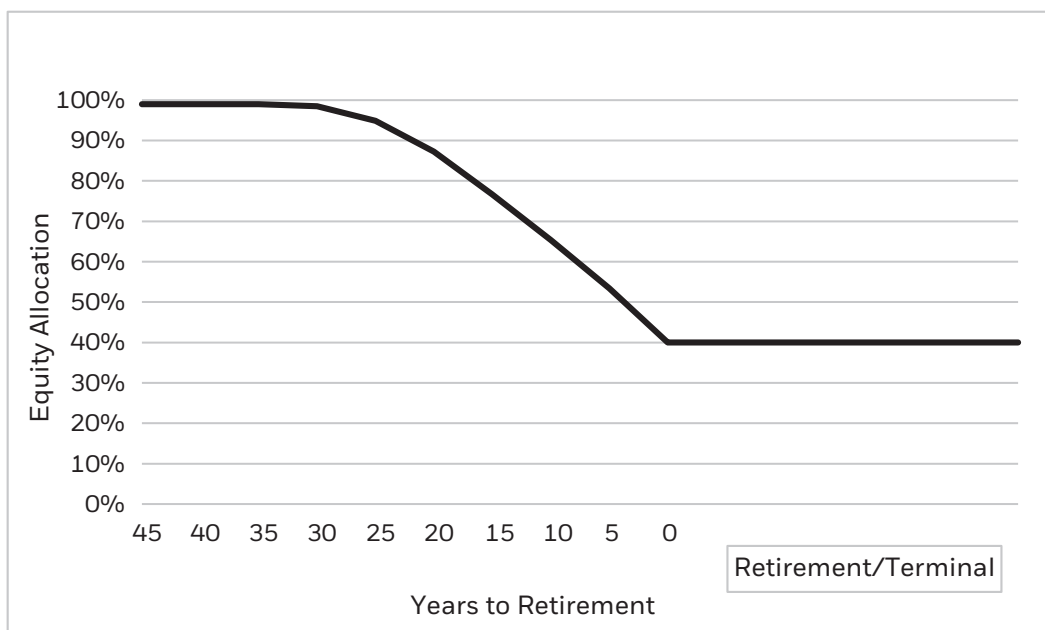
LifePath Dynamic 2050 Fund allocates and reallocates its assets among a combination of equity, bond and money market funds (the "Underlying Funds") and derivatives in proportions based on its own comprehensive investment strategy. Under normal circumstances, the Fund intends to invest primarily in affiliated open-end funds and affiliated exchange-traded funds ("ETFs"), some of which may be index funds.

The Fund may, when consistent with its investment goal, buy or sell options or futures, or enter into total return swaps and foreign currency transactions (collectively, commonly known as derivatives). The Fund may seek to obtain market exposure to the securities in which it primarily invests by entering into a series of purchase and sale contracts or by using other investment techniques (such as reverse repurchase agreements or dollar rolls). The Fund may use derivatives as a substitute for taking a position in an Underlying Fund and/or as part of a strategy to reduce exposure to certain risks. The Fund may also use derivatives to enhance return, in which case their use may involve leveraging risk. Derivatives that are used as a substitute for taking a position in an Underlying Fund, to reduce exposure to risks (other than duration or currency risk) or to enhance return will increase or decrease the Fund's equity or fixed income allocations for purposes of the glide path by the notional amount of such derivatives. Derivatives that are used to manage duration or hedge currency risk will not be allocated to the Fund's equity or fixed income allocations for purposes of the glide path.

The Fund is designed for investors expecting to retire or to begin withdrawing assets around the year 2050. The Fund seeks to provide for retirement outcomes based on quantitatively measured risk. BFA employs a multi-dimensional approach to assess risk for the Fund and to determine the Fund's allocation across asset classes. As part of this multi-dimensional approach, BFA aims to quantify risk using proprietary risk measurement tools that, among other things, analyze historical and forward-looking securities market data, including risk, asset class correlations, and expected returns. As of March 31, 2023, the Fund held approximately 101% of its assets (including notional exposure through derivatives) in equity Underlying Funds and equity related derivatives, approximately 4% of its assets (including notional exposure through derivatives) in fixed income Underlying Funds and fixed income related derivatives and approximately -5% of its assets in cash (including cash offsets from derivatives) and Underlying Funds that invest primarily in money market instruments. Certain Underlying Funds may invest in equity securities of issuers that are primarily engaged in or related to the real estate industry, real estate investment trusts ("REITs"), foreign securities, emerging market securities, below investment-grade bonds, commodity-related instruments and derivative securities or instruments, such as options and futures, the value of which is derived from another security, a commodity, a currency or an index.

Under normal circumstances, the asset allocation will change over time according to a "glide path" as the Fund approaches its target date. The glide path below represents the shifting of asset classes over time. As the glide path shows, the Fund's asset mix becomes more conservative — prior to retirement — as time elapses. This reflects the need for reduced investment risks as retirement approaches and the need for lower volatility of the Fund, which may be a primary source of income after retirement.

The following chart illustrates the glide path — the target allocation among asset classes as the Fund approaches its target date.



The following table lists the target allocation by years until retirement:

Years Until Retirement	Equity Funds (includes REITs) <sup>1</sup>	Fixed-Income Funds <sup>1</sup>
45	99%	1%
40	99%	1%
35	99%	1%
30	98%	2%
25	95%	5%
20	87%	13%
15	77%	23%
10	65%	35%
5	53%	47%
0	40%	60%

<sup>1</sup> BFA may adjust the allocation to equity and fixed-income in the Fund, based on an assessment of the current market conditions and the potential contribution of each asset class to the expected risk and return characteristics of the Fund. In general, the adjustments will be limited to +/- 10% relative to the target allocations. At notional value after such adjustments, the Fund's equity allocation could exceed 100%.

The asset allocation targets are established by the portfolio managers. The investment team, including the portfolio managers, meets regularly to assess market conditions, review the asset allocation targets of the Fund, and determine whether any changes are required to enable the Fund to achieve its investment objective.

Although the asset allocation targets listed for the glide path are general, long-term targets, BFA may adjust the allocation to equity and fixed-income in the Fund, based on an assessment of the current market conditions and the potential contribution of each asset class to the expected risk and return characteristics of the Fund. In general, the adjustments will be limited to +/- 10% relative to the target allocations. At notional value after such adjustments, the Fund's equity allocation could exceed 100%. BFA may determine, in light of market conditions or other factors, that a greater variation is warranted to protect the Fund or achieve its investment objective. Investments in Underlying Funds will be allocated towards the equity and fixed income percentages based on their classification. The Fund may also seek asset allocation to equity and fixed income by investing in funds that invest in a mix of equity and fixed income instruments ("multi-asset funds"). Investments in multi-asset funds will be allocated towards the equity and fixed income percentages listed for the glide path based on the multi-asset fund's underlying investments in equity and fixed income instruments.

BFA's second step in the structuring of the Fund is the selection of the Underlying Funds, equity securities and derivatives. Factors such as fund classifications, historical risk and performance, and the relationship to other Underlying Funds in the Fund are considered when selecting Underlying Funds. The specific Underlying Funds selected for the Fund are determined at BFA's discretion and may change as deemed appropriate to allow the Fund to meet its investment objective. See the "Details About the Funds — Information About the Underlying Funds" section of the prospectus for a list of the Underlying Funds, their classification into equity, fixed income, multi-asset or money market funds and a brief description of their investment objectives and primary investment strategies. The specific securities or derivatives selected for the Fund are determined at BFA's discretion and may change as deemed appropriate to allow the Fund to meet its investment objective.

Within the prescribed percentage allocations to equity and fixed-income, BFA seeks to diversify the Fund. The equity allocation may be further diversified by style (including both value and growth funds and issuers), market capitalization (including large cap, mid cap, small cap and emerging growth funds and issuers), region (including domestic and international (including emerging market) funds and issuers) or other factors. The fixed-income allocation may be further diversified by sector (including government, corporate, agency, and other sectors), duration (a calculation of the average life of a bond which measures its price risk), credit quality (including non-investment grade debt or junk bonds), geographic location (including U.S. and foreign-issued securities), or other factors. Though BFA seeks to diversify the Fund, certain Underlying Funds may concentrate their investments in specific sectors or geographic regions or countries. The percentage allocation to the various styles of equity and fixed-income are determined at the discretion of the investment team and can be changed to reflect the current market environment.

## ***Principal Risks of Investing in the Fund***

---

Risk is inherent in all investing. The value of your investment in LifePath Dynamic 2050 Fund, as well as the amount of return you receive on your investment, may fluctuate significantly from day to day and over time. You may lose part or all of your investment in the Fund or your investment may not perform as well as other similar investments. An investment in the Fund is not a bank deposit and it is not insured or guaranteed by the Federal Deposit Insurance Corporation or any other government agency. The following is a summary description of the principal risks of investing in the Fund and/or the Underlying Funds. The Fund allocates and reallocates its assets among a combination of Underlying Funds and derivatives. Therefore, references to the Fund in the description of risks below may include the Underlying Funds in which the Fund invests, as applicable. The relative significance of each risk factor below may change over time and you should review each risk factor carefully.

### **Principal Risks of the Fund's Investment Strategies**

- **Equity Securities Risk** — Stock markets are volatile. The price of equity securities fluctuates based on changes in a company's financial condition and overall market and economic conditions.
- **Allocation Risk** — The Fund's ability to achieve its investment objective depends upon BFA'S skill in determining the Fund's strategic asset class allocation and in selecting the best mix of Underlying Funds and direct investments. There is a risk that BFA's evaluations and assumptions regarding asset classes or Underlying Funds may be incorrect in view of actual market conditions. In addition, the asset allocation or the combination of Underlying Funds determined by BFA could result in underperformance as compared to funds with similar investment objectives and strategies.
- **Investments in Underlying Funds Risk** — The Fund's investments are concentrated in Underlying Funds, so the Fund's investment performance is directly related to the performance of the Underlying Funds. The Fund's net asset value will change with changes in the equity and bond markets and the value of the Underlying Funds and other securities in which it invests. An investment in the Fund will entail more direct and indirect costs and expenses than a direct investment in the Underlying Funds. For example, the Fund indirectly pays a portion of the expenses (including operating expenses and management fees) incurred by the Underlying Funds.
- **Affiliated Fund Risk** — In managing the Fund, BFA will have authority to select and substitute underlying funds and ETFs. BFA may be subject to potential conflicts of interest in selecting underlying funds and ETFs because the fees paid to BFA by some underlying funds and ETFs are higher than the fees paid by other underlying funds and ETFs. However, BFA is a fiduciary to the Fund and is legally obligated to act in the Fund's best interests when selecting underlying funds and ETFs. If an underlying fund or ETF holds interests in an affiliated fund, the Fund may be prohibited from purchasing shares of that underlying fund or ETF.
- **Market Risk and Selection Risk** — Market risk is the risk that one or more markets in which the Fund invests will go down in value, including the possibility that the markets will go down sharply and unpredictably. The value of a security or other asset may decline due to changes in general market conditions, economic trends or events that are not specifically related to the issuer of the security or other asset, or factors that affect a particular issuer or issuers, exchange, country, group of countries, region, market, industry, group of industries, sector or asset class. Local, regional or global events such as war, acts of terrorism, the spread of infectious illness or other public health issues like pandemics or epidemics, recessions, or other events could have a significant impact on the Fund and its

investments. Selection risk is the risk that the securities selected by Fund management will underperform the markets, the relevant indices or the securities selected by other funds with similar investment objectives and investment strategies. This means you may lose money.

An outbreak of an infectious coronavirus (COVID-19) that was first detected in December 2019 developed into a global pandemic that has resulted in numerous disruptions in the market and has had significant economic impact leaving general concern and uncertainty. Although vaccines have been developed and approved for use by various governments, the duration of the pandemic and its effects cannot be predicted with certainty. The impact of this coronavirus, and other epidemics and pandemics that may arise in the future, could affect the economies of many nations, individual companies and the market in general ways that cannot necessarily be foreseen at the present time.

■ **Retirement Income Risk** — The Fund does not provide a guarantee that sufficient capital appreciation will be achieved to provide adequate income at and through retirement. The Fund also does not ensure that you will have assets in your account sufficient to cover your retirement expenses or that you will have enough saved to be able to retire in the target year identified in the Fund's name; this will depend on the amount of money you have invested in the Fund, the length of time you have held your investment, the returns of the markets over time, the amount you spend in retirement, and your other assets and income sources.

■ **Derivatives Risk** — The Fund's use of derivatives may increase its costs, reduce the Fund's returns and/or increase volatility. Derivatives involve significant risks, including:

*Leverage Risk* — The Fund's use of derivatives can magnify the Fund's gains and losses. Relatively small market movements may result in large changes in the value of a derivatives position and can result in losses that greatly exceed the amount originally invested.

*Market Risk* — Some derivatives are more sensitive to interest rate changes and market price fluctuations than other securities. The Fund could also suffer losses related to its derivatives positions as a result of unanticipated market movements, which losses are potentially unlimited. Finally, BFA may not be able to predict correctly the direction of securities prices, interest rates and other economic factors, which could cause the Fund's derivatives positions to lose value.

*Counterparty Risk* — Derivatives are also subject to counterparty risk, which is the risk that the other party in the transaction will be unable or unwilling to fulfill its contractual obligation, and the related risks of having concentrated exposure to such a counterparty.

*Illiquidity Risk* — The possible lack of a liquid secondary market for derivatives and the resulting inability of the Fund to sell or otherwise close a derivatives position could expose the Fund to losses and could make derivatives more difficult for the Fund to value accurately.

*Operational Risk* — The use of derivatives includes the risk of potential operational issues, including documentation issues, settlement issues, systems failures, inadequate controls and human error.

*Legal Risk* — The risk of insufficient documentation, insufficient capacity or authority of counterparty, or legality or enforceability of a contract.

*Volatility and Correlation Risk* — Volatility is defined as the characteristic of a security, an index or a market to fluctuate significantly in price within a short time period. A risk of the Fund's use of derivatives is that the fluctuations in their values may not correlate with the overall securities markets.

*Valuation Risk* — Valuation for derivatives may not be readily available in the market. Valuation may be more difficult in times of market turmoil since many investors and market makers may be reluctant to purchase complex instruments or quote prices for them.

*Hedging Risk* — Hedges are sometimes subject to imperfect matching between the derivative and the underlying security, and there can be no assurance that the Fund's hedging transactions will be effective. The use of hedging may result in certain adverse tax consequences.

*Tax Risk* — Certain aspects of the tax treatment of derivative instruments, including swap agreements and commodity-linked derivative instruments, are currently unclear and may be affected by changes in legislation, regulations or other legally binding authority. Such treatment may be less favorable than that given to a direct investment in an underlying asset and may adversely affect the timing, character and amount of income the Fund realizes from its investments.

*Regulatory Risk* — Derivative contracts are subject to regulation under the Dodd-Frank Wall Street Reform and Consumer Protection Act (the "Dodd-Frank Act") in the United States and under comparable regimes in Europe, Asia and other non-U.S. jurisdictions. Under the Dodd-Frank Act, with respect to uncleared swaps, swap dealers are required to collect variation margin from the Fund and may be required by applicable regulations to collect initial margin from the Fund. Both initial and variation margin may be comprised of cash and/or securities, subject to applicable regulatory haircuts. Shares of investment companies (other than certain money market funds) may not be posted as collateral under applicable regulations. In addition, regulations adopted by global prudential regulators

that are now in effect require certain bank-regulated counterparties and certain of their affiliates to include in certain financial contracts, including many derivatives contracts, terms that delay or restrict the rights of counterparties, such as the Fund, to terminate such contracts, foreclose upon collateral, exercise other default rights or restrict transfers of credit support in the event that the counterparty and/or its affiliates are subject to certain types of resolution or insolvency proceedings. The implementation of these requirements with respect to derivatives, as well as regulations under the Dodd-Frank Act regarding clearing, mandatory trading and margining of other derivatives, may increase the costs and risks to the Fund of trading in these instruments and, as a result, may affect returns to investors in the Fund.

- **Leverage Risk** — Some transactions may give rise to a form of economic leverage. These transactions may include, among others, derivatives, and may expose the Fund to greater risk and increase its costs. The use of leverage may cause the Fund to liquidate portfolio positions when it may not be advantageous to do so to satisfy its obligations or to meet the applicable requirements of the Investment Company Act of 1940, as amended, and the rules thereunder. Increases and decreases in the value of the Fund's portfolio will be magnified when the Fund uses leverage.

### Principal Risks of the Underlying Funds

- **Asset Class Risk** — Securities and other assets or financial instruments in the Underlying Index of an Underlying Fund or in an Underlying Fund's portfolio may underperform in comparison to the general financial markets, a particular financial market or other asset classes.
- **Authorized Participant Concentration Risk** — Only an authorized participant may engage in creation or redemption transactions directly with an ETF, and none of those authorized participants is obligated to engage in creation and/or redemption transactions. The Underlying Funds that are ETFs have a limited number of institutions that may act as authorized participants on an agency basis (i.e., on behalf of other market participants). To the extent that authorized participants exit the business or are unable to proceed with creation or redemption orders with respect to an ETF and no other authorized participant is able to step forward to create or redeem, the ETF shares may be more likely to trade at a premium or discount to net asset value and possibly face trading halts or delisting. Authorized participant concentration risk may be heightened for ETFs that invest in securities issued by non-U.S. issuers or other securities or instruments that have lower trading volumes.
- **Bank Loan Risk** — The market for bank loans may lack liquidity and the Fund may have difficulty selling them. These investments expose the Fund to the credit risk of both the financial institution and the underlying borrower.
- **Commodities Related Investments Risk** — Exposure to the commodities markets may subject the Fund to greater volatility than investments in traditional securities. The value of commodity-linked derivative investments may be affected by changes in overall market movements, commodity index volatility, changes in interest rates, or factors affecting a particular industry or commodity, such as drought, floods, weather, embargoes, tariffs and international economic, political and regulatory developments.
- **Concentration Risk** — To the extent that the Fund or an Underlying Fund is concentrated in the securities of companies, a particular market, industry, group of industries, sector or asset class, country, region or group of countries, the Fund or that Underlying Fund may be adversely affected by the performance of those securities, may be subject to increased price volatility and may be more susceptible to adverse economic, market, political or regulatory occurrences affecting that market, industry, group of industries, sector or asset class, country, region or group of countries.
- **Convertible Securities Risk** — The market value of a convertible security performs like that of a regular debt security; that is, if market interest rates rise, the value of a convertible security usually falls. In addition, convertible securities are subject to the risk that the issuer will not be able to pay interest or dividends when due, and their market value may change based on changes in the issuer's credit rating or the market's perception of the issuer's creditworthiness. Since it derives a portion of its value from the common stock into which it may be converted, a convertible security is also subject to the same types of market and issuer risks that apply to the underlying common stock.
- **Counterparty Risk** — The counterparty to an over-the-counter derivatives contract or a borrower of the Fund's securities may be unable or unwilling to make timely principal, interest or settlement payments, or otherwise to honor its obligations.
- **Depository Receipts Risk** — Depository receipts are generally subject to the same risks as the foreign securities that they evidence or into which they may be converted. In addition to investment risks associated with the underlying issuer, depository receipts expose the Fund to additional risks associated with the non-uniform terms that apply to depository receipt programs, credit exposure to the depository bank and to the sponsors and other parties with whom the depository bank establishes the programs, currency risk and the risk of an illiquid market for depository receipts. The issuers of unsponsored depository receipts are not obligated to disclose information that is, in the United States, considered material. Therefore, there may be less information available regarding these issuers and there may not be a correlation between such information and the market value of the depository receipts.



- **Emerging Markets Risk** — Emerging markets are riskier than more developed markets because they tend to develop unevenly and may never fully develop. Investments in emerging markets may be considered speculative. Emerging markets are more likely to experience hyperinflation and currency devaluations, which adversely affect returns to U.S. investors. In addition, many emerging securities markets have far lower trading volumes and less liquidity than developed markets.
- **Foreign Securities Risk** — Foreign investments often involve special risks not present in U.S. investments that can increase the chances that the Fund will lose money. These risks include:
  - The Fund generally holds its foreign securities and cash in foreign banks and securities depositories, which may be recently organized or new to the foreign custody business and may be subject to only limited or no regulatory oversight.
  - Changes in foreign currency exchange rates can affect the value of the Fund's portfolio.
  - The economies of certain foreign markets may not compare favorably with the economy of the United States with respect to such issues as growth of gross national product, reinvestment of capital, resources and balance of payments position.
  - The governments of certain countries, or the U.S. Government with respect to certain countries, may prohibit or impose substantial restrictions through capital controls and/or sanctions on foreign investments in the capital markets or certain industries in those countries, which may prohibit or restrict the ability to own or transfer currency, securities, derivatives or other assets.
  - Many foreign governments do not supervise and regulate stock exchanges, brokers and the sale of securities to the same extent as does the United States and may not have laws to protect investors that are comparable to U.S. securities laws.
  - Settlement and clearance procedures in certain foreign markets may result in delays in payment for or delivery of securities not typically associated with settlement and clearance of U.S. investments.
  - The Fund's claims to recover foreign withholding taxes may not be successful, and if the likelihood of recovery of foreign withholding taxes materially decreases, due to, for example, a change in tax regulation or approach in the foreign country, accruals in the Fund's net asset value for such refunds may be written down partially or in full, which will adversely affect the Fund's net asset value.
  - The European financial markets have recently experienced volatility and adverse trends due to concerns about economic downturns in, or rising government debt levels of, several European countries as well as acts of war in the region. These events may spread to other countries in Europe and may affect the value and liquidity of certain of the Fund's investments.
- **Geographic Risk** — A natural disaster could occur in a geographic region in which the Fund invests, which could adversely affect the economy or the business operations of companies in the specific geographic region, causing an adverse impact on the Fund's investments in, or which are exposed to, the affected region.
- **High Portfolio Turnover Risk** — The Fund may engage in active and frequent trading of its portfolio securities. High portfolio turnover (more than 100%) may result in increased transaction costs to the Fund, including brokerage commissions, dealer mark-ups and other transaction costs on the sale of the securities and on reinvestment in other securities. The sale of Fund portfolio securities may result in the realization and/or distribution to shareholders of higher capital gains or losses as compared to a fund with less active trading policies. These effects of higher than normal portfolio turnover may adversely affect Fund performance.
- **Income Risk** — Income risk is the risk that the Fund's yield will vary as short-term securities in its portfolio mature and the proceeds are reinvested in securities with different interest rates.
- **Indexed and Inverse Securities Risk** — Indexed and inverse securities provide a potential return based on a particular index of value or interest rates. The Fund's return on these securities will be subject to risk with respect to the value of the particular index. These securities are subject to leverage risk and correlation risk. Certain indexed and inverse securities have greater sensitivity to changes in interest rates or index levels than other securities, and the Fund's investment in such instruments may decline significantly in value if interest rates or index levels move in a way Fund management does not anticipate.
- **Index-Related Risk** — There is no guarantee that an Underlying Fund's investment results will have a high degree of correlation to those of its underlying index or that the Underlying Fund will achieve its investment objective. Market disruptions or high volatility, other unusual market circumstances and regulatory restrictions could have an adverse effect on an Underlying Fund's ability to adjust its exposure to the required levels in order to track its underlying index. Errors in index data, index computations or the construction of an underlying index in accordance with its methodology may occur from time to time and may not be identified and corrected by the index provider for a period of time or at all, which may have an adverse impact on an Underlying Fund and its shareholders. Unusual market conditions or other unforeseen circumstances (such as natural disasters, political unrest or war) may impact the

index provider or a third-party data provider and could cause the index provider to postpone a scheduled rebalance. This could cause an underlying index to vary from its normal or expected composition.

An index fund has operating and other expenses while an index does not. As a result, while an Underlying Fund that is an index fund will attempt to track its underlying index as closely as possible, it will tend to underperform the underlying index to some degree over time. If an index fund is properly correlated to its stated index, the fund will perform poorly when the index performs poorly.

- **Investment Style Risk** — Under certain market conditions, growth investments have performed better during the later stages of economic expansion and value investments have performed better during periods of economic recovery. Therefore, these investment styles may over time go in and out of favor. At times when an investment style used by the Fund or an Underlying Fund is out of favor, the Fund may underperform other funds that use different investment styles.
- **Issuer Risk** — Fund performance depends on the performance of individual securities to which the Fund has exposure. Changes in the financial condition or credit rating of an issuer of those securities may cause the value of the securities to decline.
- **Management Risk** — If a passively managed ETF does not fully replicate the underlying index, it is subject to the risk that the manager's investment management strategy may not produce the intended results.
- **Mezzanine Securities Risk** — Mezzanine securities carry the risk that the issuer will not be able to meet its obligations and that the equity securities purchased with the mezzanine investments may lose value.
- **Model Risk** — The Fund seeks to pursue its investment objective by using proprietary models that incorporate quantitative analysis. Investments selected using these models may perform differently than as forecasted due to the factors incorporated into the models and the weighting of each factor, changes from historical trends, and issues in the construction and implementation of the models (including, but not limited to, software issues and other technological issues). There is no guarantee that BlackRock's use of these models will result in effective investment decisions for the Fund.

The information and data used in the models may be supplied by third parties. Inaccurate or incomplete data may limit the effectiveness of the models. In addition, some of the data that BlackRock uses may be historical data, which may not accurately predict future market movement. There is a risk that the models will not be successful in selecting investments or in determining the weighting of investment positions that will enable the Fund to achieve its investment objective.
- **National Closed Market Trading Risk** — To the extent that the underlying securities and/or other assets held by an Underlying Fund that is an ETF trade on foreign exchanges or in foreign markets that may be closed when the securities exchange on which the Underlying Fund's shares trade is open, there are likely to be deviations between the current price of such an underlying security and the last quoted price for the underlying security (i.e., an Underlying Fund's quote from the closed foreign market). The impact of a closed foreign market on an Underlying Fund is likely to be greater where a large portion of the Underlying Fund's underlying securities and/or other assets trade on that closed foreign market or when the foreign market is closed for unscheduled reasons. These deviations could result in premiums or discounts to one or more of the Underlying Funds' net asset values that may be greater than those experienced by other ETFs.
- **"New Issues" Risk** — "New issues" are initial public offerings ("IPOs") of equity securities. Securities issued in IPOs have no trading history, and information about the companies may be available for very limited periods. In addition, the prices of securities sold in IPOs may be highly volatile or may decline shortly after the IPO.
- **Passive Investment Risk** — Because BFA does not select individual companies in the underlying indexes for certain Underlying Funds, those Underlying Funds may hold securities of companies that present risks that an investment adviser researching individual securities might seek to avoid.
- **Pay-in-kind Bonds Risk** — Similar to zero coupon obligations, pay-in-kind bonds also carry additional risk as holders of these types of securities realize no cash until the cash payment date unless a portion of such securities is sold and, if the issuer defaults, the Fund may obtain no return at all on its investment. The market price of pay-in-kind bonds is affected by interest rate changes to a greater extent, and therefore tends to be more volatile, than that of securities which pay interest in cash.
- **Preferred Securities Risk** — Preferred securities may pay fixed or adjustable rates of return. Preferred securities are subject to issuer-specific and market risks applicable generally to equity securities. In addition, a company's preferred securities generally pay dividends only after the company makes required payments to holders of its bonds and other debt. For this reason, the value of preferred securities will usually react more strongly than bonds and other debt to actual or perceived changes in the company's financial condition or prospects. Preferred securities of smaller companies may be more vulnerable to adverse developments than preferred securities of larger companies.
- **Real Estate-Related Securities Risk** — The main risk of real estate-related securities is that the value of the underlying real estate may go down. Many factors may affect real estate values. These factors include both the

general and local economies, vacancy rates, tenant bankruptcies, the ability to re-lease space under expiring leases on attractive terms, the amount of new construction in a particular area, the laws and regulations (including zoning, environmental and tax laws) affecting real estate and the costs of owning, maintaining and improving real estate. The availability of mortgage financing and changes in interest rates may also affect real estate values. If the Fund's real estate-related investments are concentrated in one geographic area or in one property type, the Fund will be particularly subject to the risks associated with that area or property type. Many issuers of real estate-related securities are highly leveraged, which increases the risk to holders of such securities. The value of the securities the Fund buys will not necessarily track the value of the underlying investments of the issuers of such securities.

- **REIT Investment Risk** — Investments in REITs involve unique risks. REITs may have limited financial resources, may trade less frequently and in limited volume, may engage in dilutive offerings of securities and may be more volatile than other securities. REIT issuers may also fail to maintain their exemptions from investment company registration or fail to qualify for the “dividends paid deduction” under the Internal Revenue Code of 1986, as amended (the “Internal Revenue Code”), which allows REITs to reduce their corporate taxable income for dividends paid to their shareholders.
- **Representative Sampling Risk** — Representative sampling is a method of indexing that involves investing in a representative sample of securities that collectively have a similar investment profile to the index and resemble the index in terms of risk factors and other key characteristics. An ETF may or may not hold every security in the index. When an ETF deviates from a full replication indexing strategy to utilize a representative sampling strategy, the ETF is subject to an increased risk of tracking error, in that the securities selected in the aggregate for the ETF may not have an investment profile similar to those of its index.
- **Reverse Repurchase Agreements Risk** — Reverse repurchase agreements involve the sale of securities held by the Fund with an agreement to repurchase the securities at an agreed-upon price, date and interest payment. Reverse repurchase agreements involve the risk that the other party may fail to return the securities in a timely manner or at all. The Fund could lose money if it is unable to recover the securities and the value of the collateral held by the Fund, including the value of the investments made with cash collateral, is less than the value of the securities. These events could also trigger adverse tax consequences for the Fund. In addition, reverse repurchase agreements involve the risk that the interest income earned in the investment of the proceeds will be less than the interest expense.
- **Shares of an ETF May Trade at Prices Other Than Net Asset Value** — Shares of an ETF trade on exchanges at prices at, above or below their most recent net asset value (“NAV”). The per share net asset value of an ETF is calculated at the end of each business day and fluctuates with changes in the market value of the ETF's holdings since the most recent calculation. The trading prices of an ETF's shares fluctuate continuously throughout trading hours based on market supply and demand rather than net asset value. The trading prices of an ETF's shares may deviate significantly from net asset value during periods of market volatility. Any of these factors may lead to an ETF's shares trading at a premium or discount to net asset value. However, because shares can be created and redeemed in creation units, which are aggregated blocks of shares that authorized participants who have entered into agreements with the ETF's distributor can purchase or redeem directly from the ETF, at net asset value (unlike shares of many closed-end funds, which frequently trade at appreciable discounts from, and sometimes at premiums to, their net asset values), large discounts or premiums to the net asset value of an ETF are not likely to be sustained over the long-term. While the creation/redemption feature is designed to make it likely that an ETF's shares normally trade on exchanges at prices close to the ETF's next calculated net asset value, exchange prices are not expected to correlate exactly with an ETF's net asset value due to timing reasons as well as market supply and demand factors. In addition, disruptions to creations and redemptions or the existence of extreme market volatility may result in trading prices that differ significantly from net asset value. If a shareholder purchases at a time when the market price is at a premium to the net asset value or sells at a time when the market price is at a discount to the net asset value, the shareholder may sustain losses.
- **Short Sales Risk** — Because making short sales in securities that it does not own exposes the Fund to the risks associated with those securities, such short sales involve speculative exposure risk. The Fund will incur a loss as a result of a short sale if the price of the security increases between the date of the short sale and the date on which the Fund replaces the security sold short.
- **Small and Mid-Capitalization Company Risk** — Companies with small or mid-size market capitalizations will normally have more limited product lines, markets and financial resources and will be dependent upon a more limited management group than larger capitalized companies. In addition, it is more difficult to get information on smaller companies, which tend to be less well known, have shorter operating histories, do not have significant ownership by large investors and are followed by relatively few securities analysts.
- **Small Cap and Emerging Growth Securities Risk** — Small cap or emerging growth companies may have limited product lines or markets. They may be less financially secure than larger, more established companies. They may depend on a more limited management group than larger capitalized companies.
- **Structured Notes Risk** — Structured notes and other related instruments purchased by the Fund are generally privately negotiated debt obligations where the principal and/or interest is determined by reference to the performance of a specific asset, benchmark asset, market or interest rate (“reference measure”). The purchase of

structured notes exposes the Fund to the credit risk of the issuer of the structured product. Structured notes may be leveraged, increasing the volatility of each structured note's value relative to the change in the reference measure. Structured notes may also be less liquid and more difficult to price accurately than less complex securities and instruments or more traditional debt securities.

- **Tracking Error Risk** — Tracking error is the divergence of an Underlying Fund's performance from that of its underlying index. Tracking error may occur because of differences between the securities and other instruments held in an Underlying Fund's portfolio and those included in its underlying index, pricing differences (including, as applicable, differences between a security's price at the local market close and an Underlying Fund's valuation of a security at the time of calculation of an Underlying Fund's NAV, differences in transaction costs, an Underlying Fund's holding of uninvested cash, differences in timing of the accrual of or the valuation of dividends or other distributions, interest, the requirements to maintain pass-through tax treatment, portfolio transactions carried out to minimize the distribution of capital gains to shareholders, changes to an underlying index and the cost to an Underlying Fund of complying with various new or existing regulatory requirements. These risks may be heightened during times of increased market volatility or other unusual market conditions. In addition, tracking error may result because an Underlying Fund incurs fees and expenses, while its underlying index does not.
- **U.S. Government Issuer Risk** — Treasury obligations may differ in their interest rates, maturities, times of issuance and other characteristics. Obligations of U.S. Government agencies and authorities are supported by varying degrees of credit but generally are not backed by the full faith and credit of the U.S. Government. No assurance can be given that the U.S. Government will provide financial support to its agencies and authorities if it is not obligated by law to do so.
- **Warrants Risk** — If the price of the underlying stock does not rise above the exercise price before the warrant expires, the warrant generally expires without any value and the Fund will lose any amount it paid for the warrant. Thus, investments in warrants may involve substantially more risk than investments in common stock. Warrants may trade in the same markets as their underlying stock; however, the price of the warrant does not necessarily move with the price of the underlying stock.
- **When-Issued and Delayed Delivery Securities and Forward Commitments Risk** — When-issued and delayed delivery securities and forward commitments involve the risk that the security the Fund buys will lose value prior to its delivery. There also is the risk that the security will not be issued or that the other party to the transaction will not meet its obligation. If this occurs, the Fund may lose both the investment opportunity for the assets it set aside to pay for the security and any gain in the security's price.

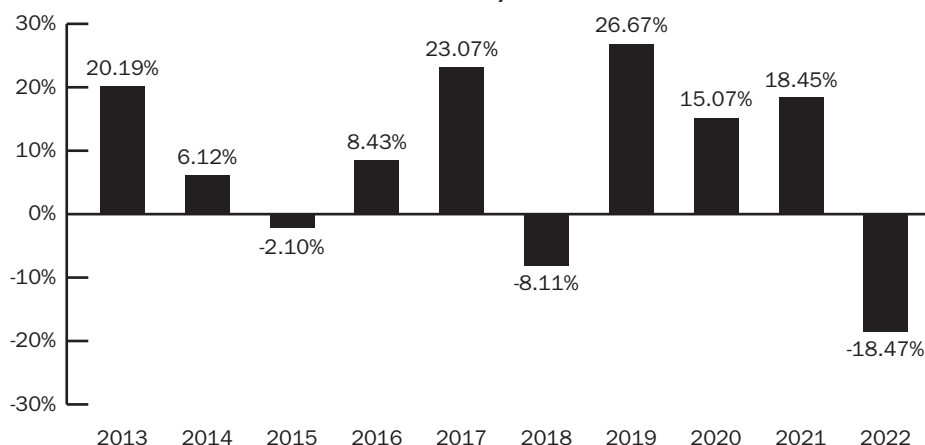
## Performance Information

---

The information shows you how LifePath Dynamic 2050 Fund's performance has varied year by year and provides some indication of the risks of investing in the Fund. The bar chart shows the returns for Class K Shares of the Fund for each of the last ten calendar years. The average annual total returns table compares the performance of the Fund to that of the Russell 1000<sup>®</sup> Index and the LifePath Dynamic 2050 Fund Custom Benchmark, a customized weighted index comprised of the Bloomberg U.S. Aggregate Bond Index, Bloomberg U.S. Treasury Inflation Protected Securities (TIPS) Index (Series-L), FTSE EPRA Nareit Developed Index, MSCI ACWI ex USA IMI Index, Russell 1000<sup>®</sup> Index and Russell 2000<sup>®</sup> Index, which are representative of the asset classes in which the Fund invests according to their weightings as of March 31, 2022. The weightings of the indices in the LifePath Dynamic 2050 Fund Custom Benchmark are adjusted periodically to reflect the investment adviser's evaluation and adjustment of the Fund's asset allocation strategy. The returns of the LifePath Dynamic 2050 Fund Custom Benchmark shown in the average annual total returns table are not recalculated or restated when they are adjusted to reflect the Fund's asset allocation strategy but rather reflect the LifePath Dynamic 2050 Fund Custom Benchmark's actual allocation over time, which may be different from the current allocation. Effective July 29, 2022, the LifePath Dynamic 2050 Fund Custom Benchmark against which the Fund measures its performance will be changed to remove Bloomberg U.S. Aggregate Bond Index and to add Bloomberg U.S. Long Credit Bond Index, Bloomberg U.S. Intermediate Credit Bond Index, Bloomberg U.S. Long Government Bond Index, Bloomberg U.S. Intermediate Government Bond Index and Bloomberg U.S. Securitized: MBS, ABS and CMBS Index. Fund management believes that the updated LifePath Dynamic 2050 Fund Custom Benchmark is more representative of the sectors in which the Fund invests. Effective March 31, 2018, the investment adviser determined not to allocate any of the Fund's assets to underlying funds that invest primarily in commodities. Performance for the periods shown prior to March 31, 2018 is based on the prior target asset allocation. Effective November 7, 2016, the Fund changed its investment strategy to (i) incorporate a Global Tactical Asset Allocation into its glidepath, (ii) increase the flexibility of its equity allocations and (iii) diversify its fixed-income strategies. Performance for the periods shown between December 14, 2015 and November 7, 2016 is based on the prior investment strategy. Effective December 14, 2015, the Fund changed its investment strategy to (i) incorporate a dynamic glidepath and (ii) invest directly in securities and derivatives, as well as in underlying funds. Performance for the periods shown prior to December 14, 2015 is based on the prior investment strategy. Effective November 28, 2014, the Fund changed its glide path and target asset allocation to target higher levels of equity exposure for the Fund throughout the glide path. Performance for the periods shown prior to November 28, 2014 is based on the prior glide path and target asset allocation. To the extent that dividends and distributions have been paid by the Fund, the performance information of the Fund in the chart and table assumes reinvestment of the dividends and distributions. The table includes all applicable fees. How the

Fund performed in the past (before and after taxes) is not necessarily an indication of how it will perform in the future. If BFA, BAL and their affiliates had not waived or reimbursed certain Fund expenses during these periods, the Fund's returns would have been lower. Updated information on the Fund's performance, including its current net asset value, can be obtained by visiting <http://www.blackrock.com> or can be obtained by phone at (800) 882-0052.

**Class K Shares  
ANNUAL TOTAL RETURNS  
LifePath Dynamic 2050 Fund  
As of 12/31**



During the ten-year period shown in the bar chart, the highest return for a quarter was 19.89% (quarter ended June 30, 2020) and the lowest return for a quarter was -22.58% (quarter ended March 31, 2020).

**For the periods ended 12/31/22**

**Average Annual Total Returns**

	<b>1 Year</b>	<b>5 Years</b>	<b>10 Years</b>
LifePath Dynamic 2050 Fund — Class K Shares			
Return Before Taxes	(18.47)%	5.28%	7.98%
Return After Taxes on Distributions	(19.01)%	2.52%	5.42%
Return After Taxes on Distributions and Sale of Fund Shares	(10.81)%	3.33%	5.62%
LifePath Dynamic 2050 Fund Custom Benchmark (Reflects no deduction for fees, expenses or taxes)	(18.34)%	5.40%	7.91%
Russell 1000® Index (Reflects no deduction for fees, expenses or taxes)	(19.13)%	9.13%	12.37%

After-tax returns are calculated using the historical highest individual federal marginal income tax rates and do not reflect the impact of state and local taxes. Actual after-tax returns depend on the investor's tax situation and may differ from those shown, and the after-tax returns shown are not relevant to investors who hold their shares through tax-deferred arrangements, such as 401(k) plans or individual retirement accounts.

**Investment Adviser**

The Fund's investment adviser is BlackRock Fund Advisors (previously defined as "BFA"). The Fund's sub-advisers are BlackRock International Limited and BlackRock (Singapore) Limited. Where applicable, "BFA" refers also to the Fund's sub-advisers.

**Portfolio Managers**

Name	Portfolio Manager of the Fund Since	Title
Philip Green	2016	Managing Director of BlackRock, Inc.
Chris Chung, CFA	2020	Managing Director of BlackRock, Inc.

**Purchase and Sale of Fund Shares**

Class K Shares of the Fund are available only to (i) certain employee benefit plans, such as health savings accounts, and certain employer-sponsored retirement plans (not including SEP IRAs, SIMPLE IRAs and SARSEPs) (collectively, "Employer-Sponsored Retirement Plans"), (ii) collective trust funds, investment companies and other pooled

investment vehicles, each of which may purchase shares of the Fund through a Financial Intermediary that has entered into an agreement with the Fund's distributor to purchase such shares, (iii) "Institutional Investors," which include, but are not limited to, endowments, foundations, family offices, banks and bank trusts, local, city, and state governmental institutions, corporations and insurance company separate accounts, each of which may purchase shares of the Fund through a Financial Intermediary that has entered into an agreement with the Fund's distributor to purchase such shares, (iv) clients of private banks that purchase shares of the Fund through a Financial Intermediary that has entered into an agreement with the Fund's distributor to sell such shares; (v) fee-based advisory platforms of a Financial Intermediary that (a) has specifically acknowledged in a written agreement with the Fund's distributor and/or its affiliate(s) that the Financial Intermediary shall offer such shares to fee-based advisory clients through an omnibus account held at the Fund or (b) transacts in the Fund's shares through another intermediary that has executed such an agreement and (vi) any other investors who met the eligibility criteria for BlackRock Shares or Class K Shares prior to August 15, 2016 and have continually held Class K Shares of the Fund in the same account since August 15, 2016.

You may purchase or redeem shares of the Fund each day the New York Stock Exchange is open. Purchase orders may also be placed by calling (800) 537-4942, by mail (c/o BlackRock Funds III, P.O. Box 534429, Pittsburgh, Pennsylvania 15253-4429), or online at [www.blackrock.com](http://www.blackrock.com). Institutional Investors are subject to a \$5 million minimum initial investment requirement. Other investors, including Employer-Sponsored Retirement Plans, have no minimum initial investment requirement. There is no minimum investment amount for additional purchases.

### ***Tax Information***

---

Different income tax rules apply depending on whether you are invested through a qualified tax-exempt plan described in section 401(a) of the Internal Revenue Code. If you are invested through such a plan (and Fund shares are not "debt-financed property" to the plan), then the dividends paid by the Fund and the gain realized from a redemption or exchange of Fund shares will generally not be subject to U.S. federal income taxes until you withdraw or receive distributions from the plan. If you are not invested through such a plan, then the Fund's dividends and gain from a redemption or exchange may be subject to U.S. federal income taxes and may be taxed as ordinary income or capital gains, unless you are a tax-exempt investor.

### ***Payments to Broker/Dealers and Other Financial Intermediaries***

---

If you purchase shares of the Fund through a Financial Intermediary, the Fund and BlackRock Investments, LLC, the Fund's distributor, or its affiliates may pay the Financial Intermediary for the sale of Fund shares and related services. These payments may create a conflict of interest by influencing the Financial Intermediary and your individual financial professional to recommend the Fund over another investment.

Class K Shares are only available through a Financial Intermediary if the Financial Intermediary will not receive from Fund assets, or the Fund's distributor's or an affiliate's resources, any commission payments, shareholder servicing fees (including sub-transfer agent and networking fees), or distribution fees (including Rule 12b-1 fees) with respect to assets invested in Class K Shares.

Ask your individual financial professional or visit your Financial Intermediary's website for more information.

# Fund Overview

## Key Facts About BlackRock LifePath® Dynamic 2055 Fund

### Investment Objective

The investment objective of BlackRock LifePath® Dynamic 2055 Fund (“LifePath Dynamic 2055 Fund” or the “Fund”), a series of BlackRock Funds III (the “Trust”), is to seek to provide for retirement outcomes based on quantitatively measured risk. In pursuit of this objective, the Fund will be broadly diversified across global asset classes, with asset allocations becoming more conservative over time.

### Fees and Expenses of the Fund

The table below describes the fees and expenses that you may pay if you buy, hold and sell Class K Shares of LifePath Dynamic 2055 Fund. **You may pay other fees, such as brokerage commissions and other fees to your financial professional or your selected securities dealer, broker, investment adviser, service provider or industry professional (including BlackRock Fund Advisors (“BFA”) and its affiliates) (each, a “Financial Intermediary”), which are not reflected in the table and example below.**

<b>Annual Fund Operating Expenses (expenses that you pay each year as a percentage of the value of your investment)</b>	<b>Class K Shares</b>
Management Fee <sup>1,2,4</sup>	0.30%
Distribution and/or Service (12b-1) Fees	None
Other Expenses <sup>1,3,4,5</sup>	0.08%
Administration Fees <sup>1,3,4</sup>	0.04%
Independent Expenses <sup>5</sup>	0.04%
Acquired Fund Fees and Expenses <sup>1,4</sup>	0.26%
<b>Total Annual Fund Operating Expenses<sup>4</sup></b>	<b>0.64%</b>
Fee Waivers and/or Expense Reimbursements <sup>1,5</sup>	(0.30)%
<b>Total Annual Fund Operating Expenses After Fee Waivers and/or Expense Reimbursements<sup>1,5</sup></b>	<b>0.34%</b>

<sup>1</sup> As described in the “Management of the Funds” section of the Fund’s prospectus beginning on page 198, BlackRock Advisors, LLC (“BAL”) and BFA have contractually agreed to reimburse the Fund for Acquired Fund Fees and Expenses up to a maximum amount equal to the combined Management Fee and Administration Fee of each share class of the Fund, through June 30, 2024. In addition, BFA has contractually agreed to waive its management fees by the amount of investment advisory fees the Fund pays to BFA indirectly through its investment in money market funds managed by BFA or its affiliates, through June 30, 2024. The contractual agreements may be terminated upon 90 days’ notice by a majority of the non-interested trustees of the Trust or by a vote of a majority of the outstanding voting securities of the Fund.

<sup>2</sup> The Management Fee has been restated to reflect current fees.

<sup>3</sup> Administration Fees have been restated to reflect current fees.

<sup>4</sup> Total Annual Fund Operating Expenses do not correlate to the ratio of expenses to average net assets given in the Fund’s most recent annual report, which does not include Acquired Fund Fees and Expenses, restatement of the Management Fee or the restatement of the Administration Fees to reflect current fees.

<sup>5</sup> Independent Expenses consist of the Fund’s allocable portion of the fees and expenses of the independent trustees of the Trust, counsel to such independent trustees and the independent registered public accounting firm that provides audit services to the Fund. BAL and BFA have contractually agreed to reimburse, or provide offsetting credits to, the Fund for Independent Expenses through June 30, 2033. After giving effect to such contractual arrangements, Independent Expenses will be 0.00%. Such contractual arrangements may not be terminated prior to July 1, 2033 without the consent of the Board of Trustees of the Trust.

### Example:

This Example is intended to help you compare the cost of investing in Class K Shares of the Fund with the cost of investing in other mutual funds. The Example assumes that you invest \$10,000 in Class K Shares of the Fund for the time periods indicated and then redeem all of your shares at the end of those periods. The Example also assumes that your investment has a 5% return each year and that Class K Shares of the Fund’s operating expenses remain the same. Although your actual costs may be higher or lower, based on these assumptions your costs would be:

	<b>1 Year</b>	<b>3 Years</b>	<b>5 Years</b>	<b>10 Years</b>
Class K Shares	\$35	\$166	\$309	\$725

### Portfolio Turnover:

The Fund pays transaction costs, such as commissions, when it buys and sells securities (or “turns over” its portfolio). A higher portfolio turnover rate may indicate higher transaction costs and may result in higher taxes when shares are held in a taxable account. These costs, which are not reflected in annual fund operating expenses or in the Example, affect the Fund’s

performance. During the most recent fiscal year, the Fund's portfolio turnover rate was 27% of the average value of its portfolio.

## ***Principal Investment Strategies of the Fund***

---

LifePath Dynamic 2055 Fund allocates and reallocates its assets among a combination of equity, bond and money market funds (the "Underlying Funds") and derivatives in proportions based on its own comprehensive investment strategy. Under normal circumstances, the Fund intends to invest primarily in affiliated open-end funds and affiliated exchange-traded funds ("ETFs"), some of which may be index funds.

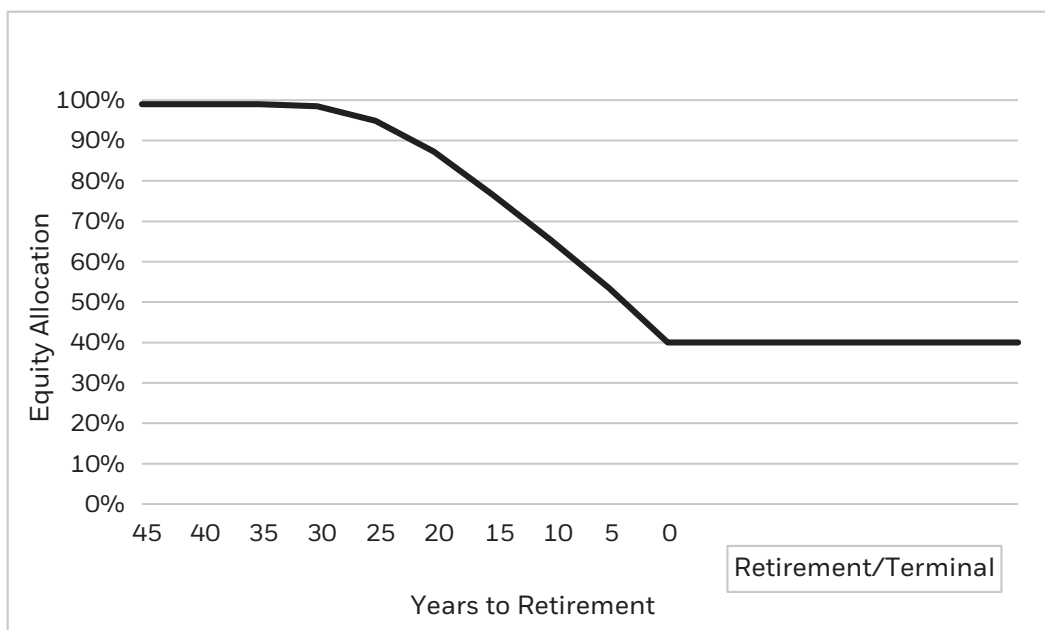
The Fund may, when consistent with its investment goal, buy or sell options or futures, or enter into total return swaps and foreign currency transactions (collectively, commonly known as derivatives). The Fund may seek to obtain market exposure to the securities in which it primarily invests by entering into a series of purchase and sale contracts or by using other investment techniques (such as reverse repurchase agreements or dollar rolls). The Fund may use derivatives as a substitute for taking a position in an Underlying Fund and/or as part of a strategy to reduce exposure to certain risks. The Fund may also use derivatives to enhance return, in which case their use may involve leveraging risk. Derivatives that are used as a substitute for taking a position in an Underlying Fund, to reduce exposure to risks (other than duration or currency risk) or to enhance return will increase or decrease the Fund's equity or fixed income allocations for purposes of the glide path by the notional amount of such derivatives. Derivatives that are used to manage duration or hedge currency risk will not be allocated to the Fund's equity or fixed income allocations for purposes of the glide path.

The Fund is designed for investors expecting to retire or to begin withdrawing assets around the year 2055. The Fund seeks to provide for retirement outcomes based on quantitatively measured risk. BFA employs a multi-dimensional approach to assess risk for the Fund and to determine the Fund's allocation across asset classes. As part of this multi-dimensional approach, BFA aims to quantify risk using proprietary risk measurement tools that, among other things, analyze historical and forward-looking securities market data, including risk, asset class correlations, and expected returns. As of March 31, 2023, the Fund held approximately 103% of its assets (including notional exposure through derivatives) in equity Underlying Funds and equity related derivatives, approximately 2% of its assets (including notional exposure through derivatives) in fixed income Underlying Funds and fixed income related derivatives and approximately -4% of its assets in cash (including cash offsets from derivatives) and Underlying Funds that invest primarily in money market instruments. Certain Underlying Funds may invest in equity securities of issuers that are primarily engaged in or related to the real estate industry, real estate investment trusts ("REITs"), foreign securities, emerging market securities, below investment-grade bonds, commodity-related instruments and derivative securities or instruments, such as options and futures, the value of which is derived from another security, a commodity, a currency or an index.

Under normal circumstances, the asset allocation will change over time according to a "glide path" as the Fund approaches its target date. The glide path below represents the shifting of asset classes over time. As the glide path shows, the Fund's asset mix becomes more conservative — prior to retirement — as time elapses. This reflects the need for reduced investment risks as retirement approaches and the need for lower volatility of the Fund, which may be a primary source of income after retirement.



The following chart illustrates the glide path — the target allocation among asset classes as the Fund approaches its target date.



The following table lists the target allocation by years until retirement:

Years Until Retirement	Equity Funds (includes REITs) <sup>1</sup>	Fixed-Income Funds <sup>1</sup>
45	99%	1%
40	99%	1%
35	99%	1%
30	98%	2%
25	95%	5%
20	87%	13%
15	77%	23%
10	65%	35%
5	53%	47%
0	40%	60%

<sup>1</sup> BFA may adjust the allocation to equity and fixed-income in the Fund, based on an assessment of the current market conditions and the potential contribution of each asset class to the expected risk and return characteristics of the Fund. In general, the adjustments will be limited to +/- 10% relative to the target allocations. At notional value after such adjustments, the Fund's equity allocation could exceed 100%.

The asset allocation targets are established by the portfolio managers. The investment team, including the portfolio managers, meets regularly to assess market conditions, review the asset allocation targets of the Fund, and determine whether any changes are required to enable the Fund to achieve its investment objective.

Although the asset allocation targets listed for the glide path are general, long-term targets, BFA may adjust the allocation to equity and fixed-income in the Fund, based on an assessment of the current market conditions and the potential contribution of each asset class to the expected risk and return characteristics of the Fund. In general, the adjustments will be limited to +/- 10% relative to the target allocations. At notional value after such adjustments, the Fund's equity allocation could exceed 100%. BFA may determine, in light of market conditions or other factors, that a greater variation is warranted to protect the Fund or achieve its investment objective. Investments in Underlying Funds will be allocated towards the equity and fixed income percentages based on their classification. The Fund may also seek asset allocation to equity and fixed income by investing in funds that invest in a mix of equity and fixed income instruments ("multi-asset funds"). Investments in multi-asset funds will be allocated towards the equity and fixed income percentages listed for the glide path based on the multi-asset fund's underlying investments in equity and fixed income instruments.

BFA's second step in the structuring of the Fund is the selection of the Underlying Funds, equity securities and derivatives. Factors such as fund classifications, historical risk and performance, and the relationship to other Underlying Funds in the Fund are considered when selecting Underlying Funds. The specific Underlying Funds selected for the Fund are determined at BFA's discretion and may change as deemed appropriate to allow the Fund to meet its investment objective. See the "Details About the Funds — Information About the Underlying Funds" section of the prospectus for a list of the Underlying Funds, their classification into equity, fixed income, multi-asset or money market funds and a brief description of their investment objectives and primary investment strategies. The specific securities or derivatives selected for the Fund are determined at BFA's discretion and may change as deemed appropriate to allow the Fund to meet its investment objective.

Within the prescribed percentage allocations to equity and fixed-income, BFA seeks to diversify the Fund. The equity allocation may be further diversified by style (including both value and growth funds and issuers), market capitalization (including large cap, mid cap, small cap and emerging growth funds and issuers), region (including domestic and international (including emerging market) funds and issuers) or other factors. The fixed-income allocation may be further diversified by sector (including government, corporate, agency, and other sectors), duration (a calculation of the average life of a bond which measures its price risk), credit quality (including non-investment grade debt or junk bonds), geographic location (including U.S. and foreign-issued securities), or other factors. Though BFA seeks to diversify the Fund, certain Underlying Funds may concentrate their investments in specific sectors or geographic regions or countries. The percentage allocation to the various styles of equity and fixed-income are determined at the discretion of the investment team and can be changed to reflect the current market environment.

## ***Principal Risks of Investing in the Fund***

---

Risk is inherent in all investing. The value of your investment in LifePath Dynamic 2055 Fund, as well as the amount of return you receive on your investment, may fluctuate significantly from day to day and over time. You may lose part or all of your investment in the Fund or your investment may not perform as well as other similar investments. An investment in the Fund is not a bank deposit and it is not insured or guaranteed by the Federal Deposit Insurance Corporation or any other government agency. The following is a summary description of the principal risks of investing in the Fund and/or the Underlying Funds. The Fund allocates and reallocates its assets among a combination of Underlying Funds and derivatives. Therefore, references to the Fund in the description of risks below may include the Underlying Funds in which the Fund invests, as applicable. The relative significance of each risk factor below may change over time and you should review each risk factor carefully.

### **Principal Risks of the Fund's Investment Strategies**

- **Equity Securities Risk** — Stock markets are volatile. The price of equity securities fluctuates based on changes in a company's financial condition and overall market and economic conditions.
- **Allocation Risk** — The Fund's ability to achieve its investment objective depends upon BFA'S skill in determining the Fund's strategic asset class allocation and in selecting the best mix of Underlying Funds and direct investments. There is a risk that BFA's evaluations and assumptions regarding asset classes or Underlying Funds may be incorrect in view of actual market conditions. In addition, the asset allocation or the combination of Underlying Funds determined by BFA could result in underperformance as compared to funds with similar investment objectives and strategies.
- **Investments in Underlying Funds Risk** — The Fund's investments are concentrated in Underlying Funds, so the Fund's investment performance is directly related to the performance of the Underlying Funds. The Fund's net asset value will change with changes in the equity and bond markets and the value of the Underlying Funds and other securities in which it invests. An investment in the Fund will entail more direct and indirect costs and expenses than a direct investment in the Underlying Funds. For example, the Fund indirectly pays a portion of the expenses (including operating expenses and management fees) incurred by the Underlying Funds.
- **Affiliated Fund Risk** — In managing the Fund, BFA will have authority to select and substitute underlying funds and ETFs. BFA may be subject to potential conflicts of interest in selecting underlying funds and ETFs because the fees paid to BFA by some underlying funds and ETFs are higher than the fees paid by other underlying funds and ETFs. However, BFA is a fiduciary to the Fund and is legally obligated to act in the Fund's best interests when selecting underlying funds and ETFs. If an underlying fund or ETF holds interests in an affiliated fund, the Fund may be prohibited from purchasing shares of that underlying fund or ETF.
- **Market Risk and Selection Risk** — Market risk is the risk that one or more markets in which the Fund invests will go down in value, including the possibility that the markets will go down sharply and unpredictably. The value of a security or other asset may decline due to changes in general market conditions, economic trends or events that are not specifically related to the issuer of the security or other asset, or factors that affect a particular issuer or issuers, exchange, country, group of countries, region, market, industry, group of industries, sector or asset class. Local, regional or global events such as war, acts of terrorism, the spread of infectious illness or other public health issues like pandemics or epidemics, recessions, or other events could have a significant impact on the Fund and its

investments. Selection risk is the risk that the securities selected by Fund management will underperform the markets, the relevant indices or the securities selected by other funds with similar investment objectives and investment strategies. This means you may lose money.

An outbreak of an infectious coronavirus (COVID-19) that was first detected in December 2019 developed into a global pandemic that has resulted in numerous disruptions in the market and has had significant economic impact leaving general concern and uncertainty. Although vaccines have been developed and approved for use by various governments, the duration of the pandemic and its effects cannot be predicted with certainty. The impact of this coronavirus, and other epidemics and pandemics that may arise in the future, could affect the economies of many nations, individual companies and the market in general ways that cannot necessarily be foreseen at the present time.

■ **Retirement Income Risk** — The Fund does not provide a guarantee that sufficient capital appreciation will be achieved to provide adequate income at and through retirement. The Fund also does not ensure that you will have assets in your account sufficient to cover your retirement expenses or that you will have enough saved to be able to retire in the target year identified in the Fund's name; this will depend on the amount of money you have invested in the Fund, the length of time you have held your investment, the returns of the markets over time, the amount you spend in retirement, and your other assets and income sources.

■ **Derivatives Risk** — The Fund's use of derivatives may increase its costs, reduce the Fund's returns and/or increase volatility. Derivatives involve significant risks, including:

*Leverage Risk* — The Fund's use of derivatives can magnify the Fund's gains and losses. Relatively small market movements may result in large changes in the value of a derivatives position and can result in losses that greatly exceed the amount originally invested.

*Market Risk* — Some derivatives are more sensitive to interest rate changes and market price fluctuations than other securities. The Fund could also suffer losses related to its derivatives positions as a result of unanticipated market movements, which losses are potentially unlimited. Finally, BFA may not be able to predict correctly the direction of securities prices, interest rates and other economic factors, which could cause the Fund's derivatives positions to lose value.

*Counterparty Risk* — Derivatives are also subject to counterparty risk, which is the risk that the other party in the transaction will be unable or unwilling to fulfill its contractual obligation, and the related risks of having concentrated exposure to such a counterparty.

*Illiquidity Risk* — The possible lack of a liquid secondary market for derivatives and the resulting inability of the Fund to sell or otherwise close a derivatives position could expose the Fund to losses and could make derivatives more difficult for the Fund to value accurately.

*Operational Risk* — The use of derivatives includes the risk of potential operational issues, including documentation issues, settlement issues, systems failures, inadequate controls and human error.

*Legal Risk* — The risk of insufficient documentation, insufficient capacity or authority of counterparty, or legality or enforceability of a contract.

*Volatility and Correlation Risk* — Volatility is defined as the characteristic of a security, an index or a market to fluctuate significantly in price within a short time period. A risk of the Fund's use of derivatives is that the fluctuations in their values may not correlate with the overall securities markets.

*Valuation Risk* — Valuation for derivatives may not be readily available in the market. Valuation may be more difficult in times of market turmoil since many investors and market makers may be reluctant to purchase complex instruments or quote prices for them.

*Hedging Risk* — Hedges are sometimes subject to imperfect matching between the derivative and the underlying security, and there can be no assurance that the Fund's hedging transactions will be effective. The use of hedging may result in certain adverse tax consequences.

*Tax Risk* — Certain aspects of the tax treatment of derivative instruments, including swap agreements and commodity-linked derivative instruments, are currently unclear and may be affected by changes in legislation, regulations or other legally binding authority. Such treatment may be less favorable than that given to a direct investment in an underlying asset and may adversely affect the timing, character and amount of income the Fund realizes from its investments.

*Regulatory Risk* — Derivative contracts are subject to regulation under the Dodd-Frank Wall Street Reform and Consumer Protection Act (the "Dodd-Frank Act") in the United States and under comparable regimes in Europe, Asia and other non-U.S. jurisdictions. Under the Dodd-Frank Act, with respect to uncleared swaps, swap dealers are required to collect variation margin from the Fund and may be required by applicable regulations to collect initial margin from the Fund. Both initial and variation margin may be comprised of cash and/or securities, subject to applicable regulatory haircuts. Shares of investment companies (other than certain money market funds) may not be

posted as collateral under applicable regulations. In addition, regulations adopted by global prudential regulators that are now in effect require certain bank-regulated counterparties and certain of their affiliates to include in certain financial contracts, including many derivatives contracts, terms that delay or restrict the rights of counterparties, such as the Fund, to terminate such contracts, foreclose upon collateral, exercise other default rights or restrict transfers of credit support in the event that the counterparty and/or its affiliates are subject to certain types of resolution or insolvency proceedings. The implementation of these requirements with respect to derivatives, as well as regulations under the Dodd-Frank Act regarding clearing, mandatory trading and margining of other derivatives, may increase the costs and risks to the Fund of trading in these instruments and, as a result, may affect returns to investors in the Fund.

- **Leverage Risk** — Some transactions may give rise to a form of economic leverage. These transactions may include, among others, derivatives, and may expose the Fund to greater risk and increase its costs. The use of leverage may cause the Fund to liquidate portfolio positions when it may not be advantageous to do so to satisfy its obligations or to meet the applicable requirements of the Investment Company Act of 1940, as amended, and the rules thereunder. Increases and decreases in the value of the Fund's portfolio will be magnified when the Fund uses leverage.

## Principal Risks of the Underlying Funds

- **Asset Class Risk** — Securities and other assets or financial instruments in the Underlying Index of an Underlying Fund or in an Underlying Fund's portfolio may underperform in comparison to the general financial markets, a particular financial market or other asset classes.
- **Authorized Participant Concentration Risk** — Only an authorized participant may engage in creation or redemption transactions directly with an ETF, and none of those authorized participants is obligated to engage in creation and/or redemption transactions. The Underlying Funds that are ETFs have a limited number of institutions that may act as authorized participants on an agency basis (i.e., on behalf of other market participants). To the extent that authorized participants exit the business or are unable to proceed with creation or redemption orders with respect to an ETF and no other authorized participant is able to step forward to create or redeem, the ETF shares may be more likely to trade at a premium or discount to net asset value and possibly face trading halts or delisting. Authorized participant concentration risk may be heightened for ETFs that invest in securities issued by non-U.S. issuers or other securities or instruments that have lower trading volumes.
- **Bank Loan Risk** — The market for bank loans may lack liquidity and the Fund may have difficulty selling them. These investments expose the Fund to the credit risk of both the financial institution and the underlying borrower.
- **Commodities Related Investments Risk** — Exposure to the commodities markets may subject the Fund to greater volatility than investments in traditional securities. The value of commodity-linked derivative investments may be affected by changes in overall market movements, commodity index volatility, changes in interest rates, or factors affecting a particular industry or commodity, such as drought, floods, weather, embargoes, tariffs and international economic, political and regulatory developments.
- **Concentration Risk** — To the extent that the Fund or an Underlying Fund is concentrated in the securities of companies, a particular market, industry, group of industries, sector or asset class, country, region or group of countries, the Fund or that Underlying Fund may be adversely affected by the performance of those securities, may be subject to increased price volatility and may be more susceptible to adverse economic, market, political or regulatory occurrences affecting that market, industry, group of industries, sector or asset class, country, region or group of countries.
- **Convertible Securities Risk** — The market value of a convertible security performs like that of a regular debt security; that is, if market interest rates rise, the value of a convertible security usually falls. In addition, convertible securities are subject to the risk that the issuer will not be able to pay interest or dividends when due, and their market value may change based on changes in the issuer's credit rating or the market's perception of the issuer's creditworthiness. Since it derives a portion of its value from the common stock into which it may be converted, a convertible security is also subject to the same types of market and issuer risks that apply to the underlying common stock.
- **Counterparty Risk** — The counterparty to an over-the-counter derivatives contract or a borrower of the Fund's securities may be unable or unwilling to make timely principal, interest or settlement payments, or otherwise to honor its obligations.
- **Depository Receipts Risk** — Depository receipts are generally subject to the same risks as the foreign securities that they evidence or into which they may be converted. In addition to investment risks associated with the underlying issuer, depository receipts expose the Fund to additional risks associated with the non-uniform terms that apply to depository receipt programs, credit exposure to the depository bank and to the sponsors and other parties with whom the depository bank establishes the programs, currency risk and the risk of an illiquid market for depository receipts. The issuers of unsponsored depository receipts are not obligated to disclose information that is, in the United States, considered material. Therefore, there may be less information available regarding these

issuers and there may not be a correlation between such information and the market value of the depositary receipts.

- **Emerging Markets Risk** — Emerging markets are riskier than more developed markets because they tend to develop unevenly and may never fully develop. Investments in emerging markets may be considered speculative. Emerging markets are more likely to experience hyperinflation and currency devaluations, which adversely affect returns to U.S. investors. In addition, many emerging securities markets have far lower trading volumes and less liquidity than developed markets.
- **Foreign Securities Risk** — Foreign investments often involve special risks not present in U.S. investments that can increase the chances that the Fund will lose money. These risks include:
  - The Fund generally holds its foreign securities and cash in foreign banks and securities depositories, which may be recently organized or new to the foreign custody business and may be subject to only limited or no regulatory oversight.
  - Changes in foreign currency exchange rates can affect the value of the Fund's portfolio.
  - The economies of certain foreign markets may not compare favorably with the economy of the United States with respect to such issues as growth of gross national product, reinvestment of capital, resources and balance of payments position.
  - The governments of certain countries, or the U.S. Government with respect to certain countries, may prohibit or impose substantial restrictions through capital controls and/or sanctions on foreign investments in the capital markets or certain industries in those countries, which may prohibit or restrict the ability to own or transfer currency, securities, derivatives or other assets.
  - Many foreign governments do not supervise and regulate stock exchanges, brokers and the sale of securities to the same extent as does the United States and may not have laws to protect investors that are comparable to U.S. securities laws.
  - Settlement and clearance procedures in certain foreign markets may result in delays in payment for or delivery of securities not typically associated with settlement and clearance of U.S. investments.
  - The Fund's claims to recover foreign withholding taxes may not be successful, and if the likelihood of recovery of foreign withholding taxes materially decreases, due to, for example, a change in tax regulation or approach in the foreign country, accruals in the Fund's net asset value for such refunds may be written down partially or in full, which will adversely affect the Fund's net asset value.
  - The European financial markets have recently experienced volatility and adverse trends due to concerns about economic downturns in, or rising government debt levels of, several European countries as well as acts of war in the region. These events may spread to other countries in Europe and may affect the value and liquidity of certain of the Fund's investments.
- **Geographic Risk** — A natural disaster could occur in a geographic region in which the Fund invests, which could adversely affect the economy or the business operations of companies in the specific geographic region, causing an adverse impact on the Fund's investments in, or which are exposed to, the affected region.
- **High Portfolio Turnover Risk** — The Fund may engage in active and frequent trading of its portfolio securities. High portfolio turnover (more than 100%) may result in increased transaction costs to the Fund, including brokerage commissions, dealer mark-ups and other transaction costs on the sale of the securities and on reinvestment in other securities. The sale of Fund portfolio securities may result in the realization and/or distribution to shareholders of higher capital gains or losses as compared to a fund with less active trading policies. These effects of higher than normal portfolio turnover may adversely affect Fund performance.
- **Income Risk** — Income risk is the risk that the Fund's yield will vary as short-term securities in its portfolio mature and the proceeds are reinvested in securities with different interest rates.
- **Indexed and Inverse Securities Risk** — Indexed and inverse securities provide a potential return based on a particular index of value or interest rates. The Fund's return on these securities will be subject to risk with respect to the value of the particular index. These securities are subject to leverage risk and correlation risk. Certain indexed and inverse securities have greater sensitivity to changes in interest rates or index levels than other securities, and the Fund's investment in such instruments may decline significantly in value if interest rates or index levels move in a way Fund management does not anticipate.
- **Index-Related Risk** — There is no guarantee that an Underlying Fund's investment results will have a high degree of correlation to those of its underlying index or that the Underlying Fund will achieve its investment objective. Market disruptions or high volatility, other unusual market circumstances and regulatory restrictions could have an adverse effect on an Underlying Fund's ability to adjust its exposure to the required levels in order to track its underlying index. Errors in index data, index computations or the construction of an underlying index in accordance with its

methodology may occur from time to time and may not be identified and corrected by the index provider for a period of time or at all, which may have an adverse impact on an Underlying Fund and its shareholders. Unusual market conditions or other unforeseen circumstances (such as natural disasters, political unrest or war) may impact the index provider or a third-party data provider and could cause the index provider to postpone a scheduled rebalance. This could cause an underlying index to vary from its normal or expected composition.

An index fund has operating and other expenses while an index does not. As a result, while an Underlying Fund that is an index fund will attempt to track its underlying index as closely as possible, it will tend to underperform the underlying index to some degree over time. If an index fund is properly correlated to its stated index, the fund will perform poorly when the index performs poorly.

- **Investment Style Risk** — Under certain market conditions, growth investments have performed better during the later stages of economic expansion and value investments have performed better during periods of economic recovery. Therefore, these investment styles may over time go in and out of favor. At times when an investment style used by the Fund or an Underlying Fund is out of favor, the Fund may underperform other funds that use different investment styles.
- **Issuer Risk** — Fund performance depends on the performance of individual securities to which the Fund has exposure. Changes in the financial condition or credit rating of an issuer of those securities may cause the value of the securities to decline.
- **Management Risk** — If a passively managed ETF does not fully replicate the underlying index, it is subject to the risk that the manager’s investment management strategy may not produce the intended results.
- **Mezzanine Securities Risk** — Mezzanine securities carry the risk that the issuer will not be able to meet its obligations and that the equity securities purchased with the mezzanine investments may lose value.
- **Model Risk** — The Fund seeks to pursue its investment objective by using proprietary models that incorporate quantitative analysis. Investments selected using these models may perform differently than as forecasted due to the factors incorporated into the models and the weighting of each factor, changes from historical trends, and issues in the construction and implementation of the models (including, but not limited to, software issues and other technological issues). There is no guarantee that BlackRock’s use of these models will result in effective investment decisions for the Fund.  
  
The information and data used in the models may be supplied by third parties. Inaccurate or incomplete data may limit the effectiveness of the models. In addition, some of the data that BlackRock uses may be historical data, which may not accurately predict future market movement. There is a risk that the models will not be successful in selecting investments or in determining the weighting of investment positions that will enable the Fund to achieve its investment objective.
- **National Closed Market Trading Risk** — To the extent that the underlying securities and/or other assets held by an Underlying Fund that is an ETF trade on foreign exchanges or in foreign markets that may be closed when the securities exchange on which the Underlying Fund’s shares trade is open, there are likely to be deviations between the current price of such an underlying security and the last quoted price for the underlying security (i.e., an Underlying Fund’s quote from the closed foreign market). The impact of a closed foreign market on an Underlying Fund is likely to be greater where a large portion of the Underlying Fund’s underlying securities and/or other assets trade on that closed foreign market or when the foreign market is closed for unscheduled reasons. These deviations could result in premiums or discounts to one or more of the Underlying Funds’ net asset values that may be greater than those experienced by other ETFs.
- **“New Issues” Risk** — “New issues” are initial public offerings (“IPOs”) of equity securities. Securities issued in IPOs have no trading history, and information about the companies may be available for very limited periods. In addition, the prices of securities sold in IPOs may be highly volatile or may decline shortly after the IPO.
- **Passive Investment Risk** — Because BFA does not select individual companies in the underlying indexes for certain Underlying Funds, those Underlying Funds may hold securities of companies that present risks that an investment adviser researching individual securities might seek to avoid.
- **Pay-in-kind Bonds Risk** — Similar to zero coupon obligations, pay-in-kind bonds also carry additional risk as holders of these types of securities realize no cash until the cash payment date unless a portion of such securities is sold and, if the issuer defaults, the Fund may obtain no return at all on its investment. The market price of pay-in-kind bonds is affected by interest rate changes to a greater extent, and therefore tends to be more volatile, than that of securities which pay interest in cash.
- **Preferred Securities Risk** — Preferred securities may pay fixed or adjustable rates of return. Preferred securities are subject to issuer-specific and market risks applicable generally to equity securities. In addition, a company’s preferred securities generally pay dividends only after the company makes required payments to holders of its bonds and other debt. For this reason, the value of preferred securities will usually react more strongly than bonds and other debt to actual or perceived changes in the company’s financial condition or prospects. Preferred

securities of smaller companies may be more vulnerable to adverse developments than preferred securities of larger companies.

- **Real Estate-Related Securities Risk** — The main risk of real estate-related securities is that the value of the underlying real estate may go down. Many factors may affect real estate values. These factors include both the general and local economies, vacancy rates, tenant bankruptcies, the ability to re-lease space under expiring leases on attractive terms, the amount of new construction in a particular area, the laws and regulations (including zoning, environmental and tax laws) affecting real estate and the costs of owning, maintaining and improving real estate. The availability of mortgage financing and changes in interest rates may also affect real estate values. If the Fund's real estate-related investments are concentrated in one geographic area or in one property type, the Fund will be particularly subject to the risks associated with that area or property type. Many issuers of real estate-related securities are highly leveraged, which increases the risk to holders of such securities. The value of the securities the Fund buys will not necessarily track the value of the underlying investments of the issuers of such securities.
- **REIT Investment Risk** — Investments in REITs involve unique risks. REITs may have limited financial resources, may trade less frequently and in limited volume, may engage in dilutive offerings of securities and may be more volatile than other securities. REIT issuers may also fail to maintain their exemptions from investment company registration or fail to qualify for the "dividends paid deduction" under the Internal Revenue Code of 1986, as amended (the "Internal Revenue Code"), which allows REITs to reduce their corporate taxable income for dividends paid to their shareholders.
- **Representative Sampling Risk** — Representative sampling is a method of indexing that involves investing in a representative sample of securities that collectively have a similar investment profile to the index and resemble the index in terms of risk factors and other key characteristics. An ETF may or may not hold every security in the index. When an ETF deviates from a full replication indexing strategy to utilize a representative sampling strategy, the ETF is subject to an increased risk of tracking error, in that the securities selected in the aggregate for the ETF may not have an investment profile similar to those of its index.
- **Reverse Repurchase Agreements Risk** — Reverse repurchase agreements involve the sale of securities held by the Fund with an agreement to repurchase the securities at an agreed-upon price, date and interest payment. Reverse repurchase agreements involve the risk that the other party may fail to return the securities in a timely manner or at all. The Fund could lose money if it is unable to recover the securities and the value of the collateral held by the Fund, including the value of the investments made with cash collateral, is less than the value of the securities. These events could also trigger adverse tax consequences for the Fund. In addition, reverse repurchase agreements involve the risk that the interest income earned in the investment of the proceeds will be less than the interest expense.
- **Shares of an ETF May Trade at Prices Other Than Net Asset Value** — Shares of an ETF trade on exchanges at prices at, above or below their most recent net asset value ("NAV"). The per share net asset value of an ETF is calculated at the end of each business day and fluctuates with changes in the market value of the ETF's holdings since the most recent calculation. The trading prices of an ETF's shares fluctuate continuously throughout trading hours based on market supply and demand rather than net asset value. The trading prices of an ETF's shares may deviate significantly from net asset value during periods of market volatility. Any of these factors may lead to an ETF's shares trading at a premium or discount to net asset value. However, because shares can be created and redeemed in creation units, which are aggregated blocks of shares that authorized participants who have entered into agreements with the ETF's distributor can purchase or redeem directly from the ETF, at net asset value (unlike shares of many closed-end funds, which frequently trade at appreciable discounts from, and sometimes at premiums to, their net asset values), large discounts or premiums to the net asset value of an ETF are not likely to be sustained over the long-term. While the creation/redemption feature is designed to make it likely that an ETF's shares normally trade on exchanges at prices close to the ETF's next calculated net asset value, exchange prices are not expected to correlate exactly with an ETF's net asset value due to timing reasons as well as market supply and demand factors. In addition, disruptions to creations and redemptions or the existence of extreme market volatility may result in trading prices that differ significantly from net asset value. If a shareholder purchases at a time when the market price is at a premium to the net asset value or sells at a time when the market price is at a discount to the net asset value, the shareholder may sustain losses.
- **Short Sales Risk** — Because making short sales in securities that it does not own exposes the Fund to the risks associated with those securities, such short sales involve speculative exposure risk. The Fund will incur a loss as a result of a short sale if the price of the security increases between the date of the short sale and the date on which the Fund replaces the security sold short.
- **Small and Mid-Capitalization Company Risk** — Companies with small or mid-size market capitalizations will normally have more limited product lines, markets and financial resources and will be dependent upon a more limited management group than larger capitalized companies. In addition, it is more difficult to get information on smaller companies, which tend to be less well known, have shorter operating histories, do not have significant ownership by large investors and are followed by relatively few securities analysts.

- **Small Cap and Emerging Growth Securities Risk** — Small cap or emerging growth companies may have limited product lines or markets. They may be less financially secure than larger, more established companies. They may depend on a more limited management group than larger capitalized companies.
- **Structured Notes Risk** — Structured notes and other related instruments purchased by the Fund are generally privately negotiated debt obligations where the principal and/or interest is determined by reference to the performance of a specific asset, benchmark asset, market or interest rate (“reference measure”). The purchase of structured notes exposes the Fund to the credit risk of the issuer of the structured product. Structured notes may be leveraged, increasing the volatility of each structured note’s value relative to the change in the reference measure. Structured notes may also be less liquid and more difficult to price accurately than less complex securities and instruments or more traditional debt securities.
- **Tracking Error Risk** — Tracking error is the divergence of an Underlying Fund’s performance from that of its underlying index. Tracking error may occur because of differences between the securities and other instruments held in an Underlying Fund’s portfolio and those included in its underlying index, pricing differences (including, as applicable, differences between a security’s price at the local market close and an Underlying Fund’s valuation of a security at the time of calculation of an Underlying Fund’s NAV, differences in transaction costs, an Underlying Fund’s holding of uninvested cash, differences in timing of the accrual of or the valuation of dividends or other distributions, interest, the requirements to maintain pass-through tax treatment, portfolio transactions carried out to minimize the distribution of capital gains to shareholders, changes to an underlying index and the cost to an Underlying Fund of complying with various new or existing regulatory requirements. These risks may be heightened during times of increased market volatility or other unusual market conditions. In addition, tracking error may result because an Underlying Fund incurs fees and expenses, while its underlying index does not.
- **U.S. Government Issuer Risk** — Treasury obligations may differ in their interest rates, maturities, times of issuance and other characteristics. Obligations of U.S. Government agencies and authorities are supported by varying degrees of credit but generally are not backed by the full faith and credit of the U.S. Government. No assurance can be given that the U.S. Government will provide financial support to its agencies and authorities if it is not obligated by law to do so.
- **Warrants Risk** — If the price of the underlying stock does not rise above the exercise price before the warrant expires, the warrant generally expires without any value and the Fund will lose any amount it paid for the warrant. Thus, investments in warrants may involve substantially more risk than investments in common stock. Warrants may trade in the same markets as their underlying stock; however, the price of the warrant does not necessarily move with the price of the underlying stock.
- **When-Issued and Delayed Delivery Securities and Forward Commitments Risk** — When-issued and delayed delivery securities and forward commitments involve the risk that the security the Fund buys will lose value prior to its delivery. There also is the risk that the security will not be issued or that the other party to the transaction will not meet its obligation. If this occurs, the Fund may lose both the investment opportunity for the assets it set aside to pay for the security and any gain in the security’s price.

## **Performance Information**

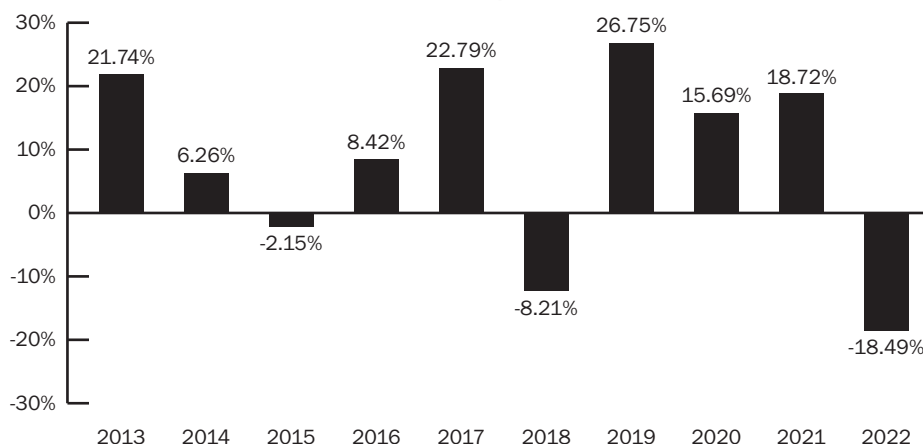
---

The information shows you how LifePath Dynamic 2055 Fund’s performance has varied year by year and provides some indication of the risks of investing in the Fund. The bar chart shows the returns for Class K Shares of the Fund for each of the last ten calendar years. The average annual total returns table compares the performance of the Fund to that of the Russell 1000<sup>®</sup> Index and the LifePath Dynamic 2055 Fund Custom Benchmark, a customized weighted index comprised of the Bloomberg U.S. Aggregate Bond Index, Bloomberg U.S. Treasury Inflation Protected Securities (TIPS) Index (Series-L), FTSE EPRA Nareit Developed Index, MSCI ACWI ex USA IMI Index, Russell 1000<sup>®</sup> Index and Russell 2000<sup>®</sup> Index, which are representative of the asset classes in which the Fund invests according to their weightings as of March 31, 2022. The weightings of the indices in the LifePath Dynamic 2055 Fund Custom Benchmark are adjusted periodically to reflect the investment adviser’s evaluation and adjustment of the Fund’s asset allocation strategy. The returns of the LifePath Dynamic 2055 Fund Custom Benchmark shown in the average annual total returns table are not recalculated or restated when they are adjusted to reflect the Fund’s asset allocation strategy but rather reflect the LifePath Dynamic 2055 Fund Custom Benchmark’s actual allocation over time, which may be different from the current allocation. Effective July 29, 2022, the LifePath Dynamic 2055 Fund Custom Benchmark against which the Fund measures its performance will be changed to remove Bloomberg U.S. Aggregate Bond Index and to add Bloomberg U.S. Long Credit Bond Index, Bloomberg U.S. Intermediate Credit Bond Index, Bloomberg U.S. Long Government Bond Index, Bloomberg U.S. Intermediate Government Bond Index and Bloomberg U.S. Securitized: MBS, ABS and CMBS Index. Fund management believes that the updated LifePath Dynamic 2055 Fund Custom Benchmark is more representative of the sectors in which the Fund invests. Effective March 31, 2018, the investment adviser determined not to allocate any of the Fund’s assets to underlying funds that invest primarily in commodities. Performance for the periods shown prior to March 31, 2018 is based on the prior target asset allocation. Effective November 7, 2016, the Fund changed its investment strategy to (i) incorporate a Global Tactical Asset Allocation into its glidepath, (ii) increase the flexibility of its equity allocations and (iii) diversify its fixed-income



strategies. Performance for the periods shown between December 14, 2015 and November 7, 2016 is based on the prior investment strategy. Effective December 14, 2015, the Fund changed its investment strategy to (i) incorporate a dynamic glidepath and (ii) invest directly in securities and derivatives, as well as in underlying funds. Performance for the periods shown prior to December 14, 2015 is based on the prior investment strategy. To the extent that dividends and distributions have been paid by the Fund, the performance information of the Fund in the chart and table assumes reinvestment of the dividends and distributions. The table includes all applicable fees. How the Fund performed in the past (before and after taxes) is not necessarily an indication of how it will perform in the future. If BFA, BAL and their affiliates had not waived or reimbursed certain Fund expenses during these periods, the Fund's returns would have been lower. Updated information on the Fund's performance, including its current net asset value, can be obtained by visiting <http://www.blackrock.com> or can be obtained by phone at (800) 882-0052.

**Class K Shares  
ANNUAL TOTAL RETURNS  
LifePath Dynamic 2055 Fund  
As of 12/31**



During the ten-year period shown in the bar chart, the highest return for a quarter was 19.83% (quarter ended June 30, 2020) and the lowest return for a quarter was -22.32% (quarter ended March 31, 2020).

**For the periods ended 12/31/22  
Average Annual Total Returns**

	<b>1 Year</b>	<b>5 Years</b>	<b>10 Years</b>
LifePath Dynamic 2055 Fund — Class K Shares			
Return Before Taxes	(18.49)%	5.43%	8.18%
Return After Taxes on Distributions	(19.06)%	3.30%	6.19%
Return After Taxes on Distributions and Sale of Fund Shares	(10.84)%	3.60%	5.93%
LifePath Dynamic 2055 Fund Custom Benchmark (Reflects no deduction for fees, expenses or taxes)	(18.40)%	5.44%	8.05%
Russell 1000® Index (Reflects no deduction for fees, expenses or taxes)	(19.13)%	9.13%	12.37%

After-tax returns are calculated using the historical highest individual federal marginal income tax rates and do not reflect the impact of state and local taxes. Actual after-tax returns depend on the investor's tax situation and may differ from those shown, and the after-tax returns shown are not relevant to investors who hold their shares through tax-deferred arrangements, such as 401(k) plans or individual retirement accounts.

**Investment Adviser**

The Fund's investment adviser is BlackRock Fund Advisors (previously defined as "BFA"). The Fund's sub-advisers are BlackRock International Limited and BlackRock (Singapore) Limited. Where applicable, "BFA" refers also to the Fund's sub-advisers.

**Portfolio Managers**

<b>Name</b>	<b>Portfolio Manager of the Fund Since</b>	<b>Title</b>
Philip Green	2016	Managing Director of BlackRock, Inc.
Chris Chung, CFA	2020	Managing Director of BlackRock, Inc.

## **Purchase and Sale of Fund Shares**

---

Class K Shares of the Fund are available only to (i) certain employee benefit plans, such as health savings accounts, and certain employer-sponsored retirement plans (not including SEP IRAs, SIMPLE IRAs and SARSEPs) (collectively, “Employer-Sponsored Retirement Plans”), (ii) collective trust funds, investment companies and other pooled investment vehicles, each of which may purchase shares of the Fund through a Financial Intermediary that has entered into an agreement with the Fund’s distributor to purchase such shares, (iii) “Institutional Investors,” which include, but are not limited to, endowments, foundations, family offices, banks and bank trusts, local, city, and state governmental institutions, corporations and insurance company separate accounts, each of which may purchase shares of the Fund through a Financial Intermediary that has entered into an agreement with the Fund’s distributor to purchase such shares, (iv) clients of private banks that purchase shares of the Fund through a Financial Intermediary that has entered into an agreement with the Fund’s distributor to sell such shares; (v) fee-based advisory platforms of a Financial Intermediary that (a) has specifically acknowledged in a written agreement with the Fund’s distributor and/or its affiliate(s) that the Financial Intermediary shall offer such shares to fee-based advisory clients through an omnibus account held at the Fund or (b) transacts in the Fund’s shares through another intermediary that has executed such an agreement and (vi) any other investors who met the eligibility criteria for BlackRock Shares or Class K Shares prior to August 15, 2016 and have continually held Class K Shares of the Fund in the same account since August 15, 2016.

You may purchase or redeem shares of the Fund each day the New York Stock Exchange is open. Purchase orders may also be placed by calling (800) 537-4942, by mail (c/o BlackRock Funds III, P.O. Box 534429, Pittsburgh, Pennsylvania 15253-4429), or online at [www.blackrock.com](http://www.blackrock.com). Institutional Investors are subject to a \$5 million minimum initial investment requirement. Other investors, including Employer-Sponsored Retirement Plans, have no minimum initial investment requirement. There is no minimum investment amount for additional purchases.

## **Tax Information**

---

Different income tax rules apply depending on whether you are invested through a qualified tax-exempt plan described in section 401(a) of the Internal Revenue Code. If you are invested through such a plan (and Fund shares are not “debt-financed property” to the plan), then the dividends paid by the Fund and the gain realized from a redemption or exchange of Fund shares will generally not be subject to U.S. federal income taxes until you withdraw or receive distributions from the plan. If you are not invested through such a plan, then the Fund’s dividends and gain from a redemption or exchange may be subject to U.S. federal income taxes and may be taxed as ordinary income or capital gains, unless you are a tax-exempt investor.

## **Payments to Broker/Dealers and Other Financial Intermediaries**

---

If you purchase shares of the Fund through a Financial Intermediary, the Fund and BlackRock Investments, LLC, the Fund’s distributor, or its affiliates may pay the Financial Intermediary for the sale of Fund shares and related services. These payments may create a conflict of interest by influencing the Financial Intermediary and your individual financial professional to recommend the Fund over another investment.

Class K Shares are only available through a Financial Intermediary if the Financial Intermediary will not receive from Fund assets, or the Fund’s distributor’s or an affiliate’s resources, any commission payments, shareholder servicing fees (including sub-transfer agent and networking fees), or distribution fees (including Rule 12b-1 fees) with respect to assets invested in Class K Shares.

Ask your individual financial professional or visit your Financial Intermediary’s website for more information.

# Fund Overview

## Key Facts About BlackRock LifePath® Dynamic 2060 Fund

### Investment Objective

The investment objective of BlackRock LifePath® Dynamic 2060 Fund (“LifePath Dynamic 2060 Fund” or the “Fund”), a series of BlackRock Funds III (the “Trust”), is to seek to provide for retirement outcomes based on quantitatively measured risk. In pursuit of this objective, the Fund will be broadly diversified across global asset classes, with asset allocations becoming more conservative over time.

### Fees and Expenses of the Fund

The table below describes the fees and expenses that you may pay if you buy, hold and sell Class K Shares of LifePath Dynamic 2060 Fund. **You may pay other fees, such as brokerage commissions and other fees to your financial professional or your selected securities dealer, broker, investment adviser, service provider or industry professional (including BlackRock Fund Advisors (“BFA”) and its affiliates) (each, a “Financial Intermediary”), which are not reflected in the table and example below.**

Annual Fund Operating Expenses (expenses that you pay each year as a percentage of the value of your investment)	Class K Shares
Management Fee <sup>1,2,4</sup>	0.30%
Distribution and/or Service (12b-1) Fees	None
Other Expenses <sup>1,3,4,5</sup>	0.19%
Administration Fees <sup>1,3,4</sup>	0.04%
Independent Expenses <sup>5</sup>	0.15%
Acquired Fund Fees and Expenses <sup>1,4</sup>	0.26%
Total Annual Fund Operating Expenses <sup>4</sup>	0.75%
Fee Waivers and/or Expense Reimbursements <sup>1,5</sup>	(0.41)%
Total Annual Fund Operating Expenses After Fee Waivers and/or Expense Reimbursements <sup>1,5</sup>	0.34%

<sup>1</sup> As described in the “Management of the Funds” section of the Fund’s prospectus beginning on page 198, BlackRock Advisors, LLC (“BAL”) and BFA have contractually agreed to reimburse the Fund for Acquired Fund Fees and Expenses up to a maximum amount equal to the combined Management Fee and Administration Fee of each share class of the Fund, through June 30, 2024. In addition, BFA has contractually agreed to waive its management fees by the amount of investment advisory fees the Fund pays to BFA indirectly through its investment in money market funds managed by BFA or its affiliates, through June 30, 2024. The contractual agreements may be terminated upon 90 days’ notice by a majority of the non-interested trustees of the Trust or by a vote of a majority of the outstanding voting securities of the Fund.

<sup>2</sup> The Management Fee has been restated to reflect current fees.

<sup>3</sup> Administration Fees have been restated to reflect current fees.

<sup>4</sup> Total Annual Fund Operating Expenses do not correlate to the ratio of expenses to average net assets given in the Fund’s most recent annual report, which does not include Acquired Fund Fees and Expenses, restatement of the Management Fee or the restatement of the Administration Fees to reflect current fees.

<sup>5</sup> Independent Expenses consist of the Fund’s allocable portion of the fees and expenses of the independent trustees of the Trust, counsel to such independent trustees and the independent registered public accounting firm that provides audit services to the Fund. BAL and BFA have contractually agreed to reimburse, or provide offsetting credits to, the Fund for Independent Expenses through June 30, 2033. After giving effect to such contractual arrangements, Independent Expenses will be 0.00%. Such contractual arrangements may not be terminated prior to July 1, 2033 without the consent of the Board of Trustees of the Trust.

### Example:

This Example is intended to help you compare the cost of investing in Class K Shares of the Fund with the cost of investing in other mutual funds. The Example assumes that you invest \$10,000 in Class K Shares of the Fund for the time periods indicated and then redeem all of your shares at the end of those periods. The Example also assumes that your investment has a 5% return each year and that Class K Shares of the Fund’s operating expenses remain the same. Although your actual costs may be higher or lower, based on these assumptions your costs would be:

	1 Year	3 Years	5 Years	10 Years
Class K Shares	\$35	\$166	\$309	\$725

### Portfolio Turnover:

The Fund pays transaction costs, such as commissions, when it buys and sells securities (or “turns over” its portfolio). A higher portfolio turnover rate may indicate higher transaction costs and may result in higher taxes when shares are held in a taxable account. These costs, which are not reflected in annual fund operating expenses or in the Example, affect the Fund’s performance. During the most recent fiscal year, the Fund’s portfolio turnover rate was 37% of the average value of its portfolio.

## Principal Investment Strategies of the Fund

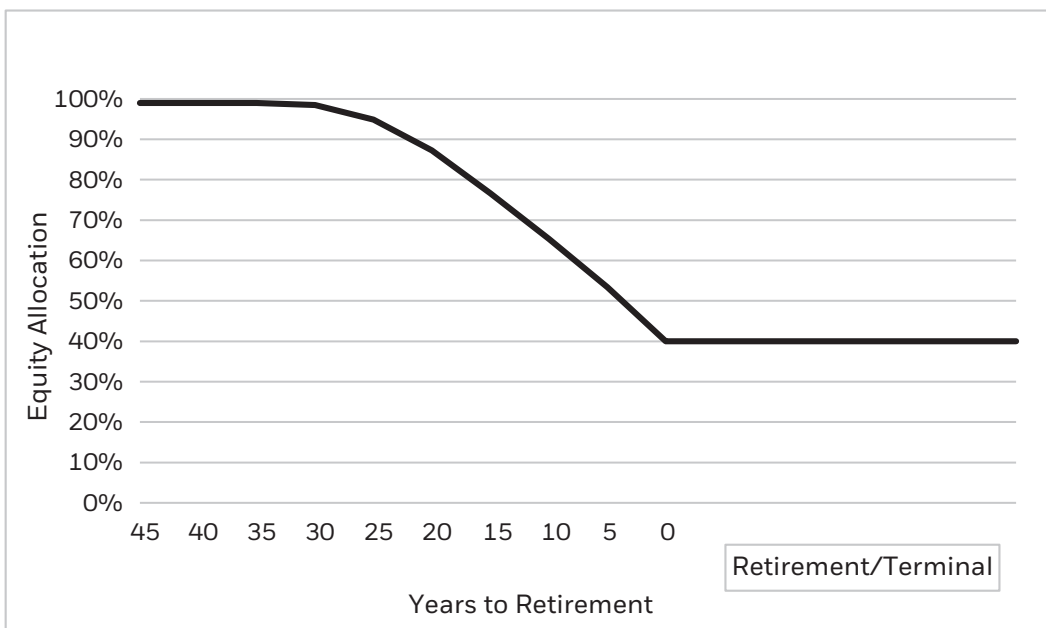
LifePath Dynamic 2060 Fund allocates and reallocates its assets among a combination of equity, bond and money market funds (the “Underlying Funds”) and derivatives in proportions based on its own comprehensive investment strategy. Under normal circumstances, the Fund intends to invest primarily in affiliated open-end funds and affiliated exchange-traded funds (“ETFs”), some of which may be index funds.

The Fund may, when consistent with its investment goal, buy or sell options or futures, or enter into total return swaps and foreign currency transactions (collectively, commonly known as derivatives). The Fund may seek to obtain market exposure to the securities in which it primarily invests by entering into a series of purchase and sale contracts or by using other investment techniques (such as reverse repurchase agreements or dollar rolls). The Fund may use derivatives as a substitute for taking a position in an Underlying Fund and/or as part of a strategy to reduce exposure to certain risks. The Fund may also use derivatives to enhance return, in which case their use may involve leveraging risk. Derivatives that are used as a substitute for taking a position in an Underlying Fund, to reduce exposure to risks (other than duration or currency risk) or to enhance return will increase or decrease the Fund’s equity or fixed income allocations for purposes of the glide path by the notional amount of such derivatives. Derivatives that are used to manage duration or hedge currency risk will not be allocated to the Fund’s equity or fixed income allocations for purposes of the glide path.

The Fund is designed for investors expecting to retire or to begin withdrawing assets around the year 2060. The Fund seeks to provide for retirement outcomes based on quantitatively measured risk. BFA employs a multi-dimensional approach to assess risk for the Fund and to determine the Fund’s allocation across asset classes. As part of this multi-dimensional approach, BFA aims to quantify risk using proprietary risk measurement tools that, among other things, analyze historical and forward-looking securities market data, including risk, asset class correlations, and expected returns. As of March 31, 2023, the Fund held approximately 102% of its assets (including notional exposure through derivatives) in equity Underlying Funds and equity related derivatives, approximately 2% of its assets (including notional exposure through derivatives) in fixed income Underlying Funds and fixed income related derivatives and approximately -4% of its assets in cash (including cash offsets from derivatives) and Underlying Funds that invest primarily in money market instruments. Certain Underlying Funds may invest in equity securities of issuers that are primarily engaged in or related to the real estate industry, real estate investment trusts (“REITs”), foreign securities, emerging market securities, below investment-grade bonds, commodity-related instruments and derivative securities or instruments, such as options and futures, the value of which is derived from another security, a commodity, a currency or an index.

Under normal circumstances, the asset allocation will change over time according to a “glide path” as the Fund approaches its target date. The glide path below represents the shifting of asset classes over time. As the glide path shows, the Fund’s asset mix becomes more conservative — prior to retirement — as time elapses. This reflects the need for reduced investment risks as retirement approaches and the need for lower volatility of the Fund, which may be a primary source of income after retirement.

The following chart illustrates the glide path — the target allocation among asset classes as the Fund approaches its target date.



The following table lists the target allocation by years until retirement:

<b>Years Until Retirement</b>	<b>Equity Funds (includes REITs)<sup>1</sup></b>	<b>Fixed-Income Funds<sup>1</sup></b>
45	99%	1%
40	99%	1%
35	99%	1%
30	98%	2%
25	95%	5%
20	87%	13%
15	77%	23%
10	65%	35%
5	53%	47%
0	40%	60%

<sup>1</sup> BFA may adjust the allocation to equity and fixed-income in the Fund, based on an assessment of the current market conditions and the potential contribution of each asset class to the expected risk and return characteristics of the Fund. In general, the adjustments will be limited to +/- 10% relative to the target allocations. At notional value after such adjustments, the Fund's equity allocation could exceed 100%.

The asset allocation targets are established by the portfolio managers. The investment team, including the portfolio managers, meets regularly to assess market conditions, review the asset allocation targets of the Fund, and determine whether any changes are required to enable the Fund to achieve its investment objective.

Although the asset allocation targets listed for the glide path are general, long-term targets, BFA may adjust the allocation to equity and fixed-income in the Fund, based on an assessment of the current market conditions and the potential contribution of each asset class to the expected risk and return characteristics of the Fund. In general, the adjustments will be limited to +/- 10% relative to the target allocations. At notional value after such adjustments, the Fund's equity allocation could exceed 100%. BFA may determine, in light of market conditions or other factors, that a greater variation is warranted to protect the Fund or achieve its investment objective. Investments in Underlying Funds will be allocated towards the equity and fixed income percentages based on their classification. The Fund may also seek asset allocation to equity and fixed income by investing in funds that invest in a mix of equity and fixed income instruments ("multi-asset funds"). Investments in multi-asset funds will be allocated towards the equity and fixed income percentages listed for the glide path based on the multi-asset fund's underlying investments in equity and fixed income instruments.

BFA's second step in the structuring of the Fund is the selection of the Underlying Funds, equity securities and derivatives. Factors such as fund classifications, historical risk and performance, and the relationship to other Underlying Funds in the Fund are considered when selecting Underlying Funds. The specific Underlying Funds selected for the Fund are determined at BFA's discretion and may change as deemed appropriate to allow the Fund to meet its investment objective. See the "Details About the Funds — Information About the Underlying Funds" section of the prospectus for a list of the Underlying Funds, their classification into equity, fixed income, multi-asset or money market funds and a brief description of their investment objectives and primary investment strategies. The specific securities or derivatives selected for the Fund are determined at BFA's discretion and may change as deemed appropriate to allow the Fund to meet its investment objective.

Within the prescribed percentage allocations to equity and fixed-income, BFA seeks to diversify the Fund. The equity allocation may be further diversified by style (including both value and growth funds and issuers), market capitalization (including large cap, mid cap, small cap and emerging growth funds and issuers), region (including domestic and international (including emerging market) funds and issuers) or other factors. The fixed-income allocation may be further diversified by sector (including government, corporate, agency, and other sectors), duration (a calculation of the average life of a bond which measures its price risk), credit quality (including non-investment grade debt or junk bonds), geographic location (including U.S. and foreign-issued securities), or other factors. Though BFA seeks to diversify the Fund, certain Underlying Funds may concentrate their investments in specific sectors or geographic regions or countries. The percentage allocation to the various styles of equity and fixed-income are determined at the discretion of the investment team and can be changed to reflect the current market environment.

### ***Principal Risks of Investing in the Fund***

Risk is inherent in all investing. The value of your investment in LifePath Dynamic 2060 Fund, as well as the amount of return you receive on your investment, may fluctuate significantly from day to day and over time. You may lose part or all of your investment in the Fund or your investment may not perform as well as other similar investments. An investment in the Fund is not a bank deposit and it is not insured or guaranteed by the Federal Deposit Insurance

Corporation or any other government agency. The following is a summary description of the principal risks of investing in the Fund and/or the Underlying Funds. The Fund allocates and reallocates its assets among a combination of Underlying Funds and derivatives. Therefore, references to the Fund in the description of risks below may include the Underlying Funds in which the Fund invests, as applicable. The relative significance of each risk factor below may change over time and you should review each risk factor carefully.

### Principal Risks of the Fund's Investment Strategies

- **Equity Securities Risk** — Stock markets are volatile. The price of equity securities fluctuates based on changes in a company's financial condition and overall market and economic conditions.
- **Allocation Risk** — The Fund's ability to achieve its investment objective depends upon BFA'S skill in determining the Fund's strategic asset class allocation and in selecting the best mix of Underlying Funds and direct investments. There is a risk that BFA's evaluations and assumptions regarding asset classes or Underlying Funds may be incorrect in view of actual market conditions. In addition, the asset allocation or the combination of Underlying Funds determined by BFA could result in underperformance as compared to funds with similar investment objectives and strategies.
- **Investments in Underlying Funds Risk** — The Fund's investments are concentrated in Underlying Funds, so the Fund's investment performance is directly related to the performance of the Underlying Funds. The Fund's net asset value will change with changes in the equity and bond markets and the value of the Underlying Funds and other securities in which it invests. An investment in the Fund will entail more direct and indirect costs and expenses than a direct investment in the Underlying Funds. For example, the Fund indirectly pays a portion of the expenses (including operating expenses and management fees) incurred by the Underlying Funds.
- **Affiliated Fund Risk** — In managing the Fund, BFA will have authority to select and substitute underlying funds and ETFs. BFA may be subject to potential conflicts of interest in selecting underlying funds and ETFs because the fees paid to BFA by some underlying funds and ETFs are higher than the fees paid by other underlying funds and ETFs. However, BFA is a fiduciary to the Fund and is legally obligated to act in the Fund's best interests when selecting underlying funds and ETFs. If an underlying fund or ETF holds interests in an affiliated fund, the Fund may be prohibited from purchasing shares of that underlying fund or ETF.
- **Market Risk and Selection Risk** — Market risk is the risk that one or more markets in which the Fund invests will go down in value, including the possibility that the markets will go down sharply and unpredictably. The value of a security or other asset may decline due to changes in general market conditions, economic trends or events that are not specifically related to the issuer of the security or other asset, or factors that affect a particular issuer or issuers, exchange, country, group of countries, region, market, industry, group of industries, sector or asset class. Local, regional or global events such as war, acts of terrorism, the spread of infectious illness or other public health issues like pandemics or epidemics, recessions, or other events could have a significant impact on the Fund and its investments. Selection risk is the risk that the securities selected by Fund management will underperform the markets, the relevant indices or the securities selected by other funds with similar investment objectives and investment strategies. This means you may lose money.

An outbreak of an infectious coronavirus (COVID-19) that was first detected in December 2019 developed into a global pandemic that has resulted in numerous disruptions in the market and has had significant economic impact leaving general concern and uncertainty. Although vaccines have been developed and approved for use by various governments, the duration of the pandemic and its effects cannot be predicted with certainty. The impact of this coronavirus, and other epidemics and pandemics that may arise in the future, could affect the economies of many nations, individual companies and the market in general ways that cannot necessarily be foreseen at the present time.

- **Retirement Income Risk** — The Fund does not provide a guarantee that sufficient capital appreciation will be achieved to provide adequate income at and through retirement. The Fund also does not ensure that you will have assets in your account sufficient to cover your retirement expenses or that you will have enough saved to be able to retire in the target year identified in the Fund's name; this will depend on the amount of money you have invested in the Fund, the length of time you have held your investment, the returns of the markets over time, the amount you spend in retirement, and your other assets and income sources.
- **Derivatives Risk** — The Fund's use of derivatives may increase its costs, reduce the Fund's returns and/or increase volatility. Derivatives involve significant risks, including:

*Leverage Risk* — The Fund's use of derivatives can magnify the Fund's gains and losses. Relatively small market movements may result in large changes in the value of a derivatives position and can result in losses that greatly exceed the amount originally invested.

*Market Risk* — Some derivatives are more sensitive to interest rate changes and market price fluctuations than other securities. The Fund could also suffer losses related to its derivatives positions as a result of unanticipated market movements, which losses are potentially unlimited. Finally, BFA may not be able to predict correctly the

direction of securities prices, interest rates and other economic factors, which could cause the Fund's derivatives positions to lose value.

*Counterparty Risk* — Derivatives are also subject to counterparty risk, which is the risk that the other party in the transaction will be unable or unwilling to fulfill its contractual obligation, and the related risks of having concentrated exposure to such a counterparty.

*Illiquidity Risk* — The possible lack of a liquid secondary market for derivatives and the resulting inability of the Fund to sell or otherwise close a derivatives position could expose the Fund to losses and could make derivatives more difficult for the Fund to value accurately.

*Operational Risk* — The use of derivatives includes the risk of potential operational issues, including documentation issues, settlement issues, systems failures, inadequate controls and human error.

*Legal Risk* — The risk of insufficient documentation, insufficient capacity or authority of counterparty, or legality or enforceability of a contract.

*Volatility and Correlation Risk* — Volatility is defined as the characteristic of a security, an index or a market to fluctuate significantly in price within a short time period. A risk of the Fund's use of derivatives is that the fluctuations in their values may not correlate with the overall securities markets.

*Valuation Risk* — Valuation for derivatives may not be readily available in the market. Valuation may be more difficult in times of market turmoil since many investors and market makers may be reluctant to purchase complex instruments or quote prices for them.

*Hedging Risk* — Hedges are sometimes subject to imperfect matching between the derivative and the underlying security, and there can be no assurance that the Fund's hedging transactions will be effective. The use of hedging may result in certain adverse tax consequences.

*Tax Risk* — Certain aspects of the tax treatment of derivative instruments, including swap agreements and commodity-linked derivative instruments, are currently unclear and may be affected by changes in legislation, regulations or other legally binding authority. Such treatment may be less favorable than that given to a direct investment in an underlying asset and may adversely affect the timing, character and amount of income the Fund realizes from its investments.

*Regulatory Risk* — Derivative contracts are subject to regulation under the Dodd-Frank Wall Street Reform and Consumer Protection Act (the "Dodd-Frank Act") in the United States and under comparable regimes in Europe, Asia and other non-U.S. jurisdictions. Under the Dodd-Frank Act, with respect to uncleared swaps, swap dealers are required to collect variation margin from the Fund and may be required by applicable regulations to collect initial margin from the Fund. Both initial and variation margin may be comprised of cash and/or securities, subject to applicable regulatory haircuts. Shares of investment companies (other than certain money market funds) may not be posted as collateral under applicable regulations. In addition, regulations adopted by global prudential regulators that are now in effect require certain bank-regulated counterparties and certain of their affiliates to include in certain financial contracts, including many derivatives contracts, terms that delay or restrict the rights of counterparties, such as the Fund, to terminate such contracts, foreclose upon collateral, exercise other default rights or restrict transfers of credit support in the event that the counterparty and/or its affiliates are subject to certain types of resolution or insolvency proceedings. The implementation of these requirements with respect to derivatives, as well as regulations under the Dodd-Frank Act regarding clearing, mandatory trading and margining of other derivatives, may increase the costs and risks to the Fund of trading in these instruments and, as a result, may affect returns to investors in the Fund.

- **Leverage Risk** — Some transactions may give rise to a form of economic leverage. These transactions may include, among others, derivatives, and may expose the Fund to greater risk and increase its costs. The use of leverage may cause the Fund to liquidate portfolio positions when it may not be advantageous to do so to satisfy its obligations or to meet the applicable requirements of the Investment Company Act of 1940, as amended, and the rules thereunder. Increases and decreases in the value of the Fund's portfolio will be magnified when the Fund uses leverage.

## Principal Risks of the Underlying Funds

- **Asset Class Risk** — Securities and other assets or financial instruments in the Underlying Index of an Underlying Fund or in an Underlying Fund's portfolio may underperform in comparison to the general financial markets, a particular financial market or other asset classes.
- **Authorized Participant Concentration Risk** — Only an authorized participant may engage in creation or redemption transactions directly with an ETF, and none of those authorized participants is obligated to engage in creation and/or redemption transactions. The Underlying Funds that are ETFs have a limited number of institutions that may act as authorized participants on an agency basis (i.e., on behalf of other market participants). To the extent that authorized participants exit the business or are unable to proceed with creation or redemption orders with respect to

an ETF and no other authorized participant is able to step forward to create or redeem, the ETF shares may be more likely to trade at a premium or discount to net asset value and possibly face trading halts or delisting. Authorized participant concentration risk may be heightened for ETFs that invest in securities issued by non-U.S. issuers or other securities or instruments that have lower trading volumes.

- **Bank Loan Risk** — The market for bank loans may lack liquidity and the Fund may have difficulty selling them. These investments expose the Fund to the credit risk of both the financial institution and the underlying borrower.
- **Commodities Related Investments Risk** — Exposure to the commodities markets may subject the Fund to greater volatility than investments in traditional securities. The value of commodity-linked derivative investments may be affected by changes in overall market movements, commodity index volatility, changes in interest rates, or factors affecting a particular industry or commodity, such as drought, floods, weather, embargoes, tariffs and international economic, political and regulatory developments.
- **Concentration Risk** — To the extent that the Fund or an Underlying Fund is concentrated in the securities of companies, a particular market, industry, group of industries, sector or asset class, country, region or group of countries, the Fund or that Underlying Fund may be adversely affected by the performance of those securities, may be subject to increased price volatility and may be more susceptible to adverse economic, market, political or regulatory occurrences affecting that market, industry, group of industries, sector or asset class, country, region or group of countries.
- **Convertible Securities Risk** — The market value of a convertible security performs like that of a regular debt security; that is, if market interest rates rise, the value of a convertible security usually falls. In addition, convertible securities are subject to the risk that the issuer will not be able to pay interest or dividends when due, and their market value may change based on changes in the issuer's credit rating or the market's perception of the issuer's creditworthiness. Since it derives a portion of its value from the common stock into which it may be converted, a convertible security is also subject to the same types of market and issuer risks that apply to the underlying common stock.
- **Counterparty Risk** — The counterparty to an over-the-counter derivatives contract or a borrower of the Fund's securities may be unable or unwilling to make timely principal, interest or settlement payments, or otherwise to honor its obligations.
- **Depository Receipts Risk** — Depository receipts are generally subject to the same risks as the foreign securities that they evidence or into which they may be converted. In addition to investment risks associated with the underlying issuer, depository receipts expose the Fund to additional risks associated with the non-uniform terms that apply to depository receipt programs, credit exposure to the depository bank and to the sponsors and other parties with whom the depository bank establishes the programs, currency risk and the risk of an illiquid market for depository receipts. The issuers of unsponsored depository receipts are not obligated to disclose information that is, in the United States, considered material. Therefore, there may be less information available regarding these issuers and there may not be a correlation between such information and the market value of the depository receipts.
- **Emerging Markets Risk** — Emerging markets are riskier than more developed markets because they tend to develop unevenly and may never fully develop. Investments in emerging markets may be considered speculative. Emerging markets are more likely to experience hyperinflation and currency devaluations, which adversely affect returns to U.S. investors. In addition, many emerging securities markets have far lower trading volumes and less liquidity than developed markets.
- **Foreign Securities Risk** — Foreign investments often involve special risks not present in U.S. investments that can increase the chances that the Fund will lose money. These risks include:
  - The Fund generally holds its foreign securities and cash in foreign banks and securities depositories, which may be recently organized or new to the foreign custody business and may be subject to only limited or no regulatory oversight.
  - Changes in foreign currency exchange rates can affect the value of the Fund's portfolio.
  - The economies of certain foreign markets may not compare favorably with the economy of the United States with respect to such issues as growth of gross national product, reinvestment of capital, resources and balance of payments position.
  - The governments of certain countries, or the U.S. Government with respect to certain countries, may prohibit or impose substantial restrictions through capital controls and/or sanctions on foreign investments in the capital markets or certain industries in those countries, which may prohibit or restrict the ability to own or transfer currency, securities, derivatives or other assets.
  - Many foreign governments do not supervise and regulate stock exchanges, brokers and the sale of securities to the same extent as does the United States and may not have laws to protect investors that are comparable to U.S. securities laws.



- Settlement and clearance procedures in certain foreign markets may result in delays in payment for or delivery of securities not typically associated with settlement and clearance of U.S. investments.
- The Fund's claims to recover foreign withholding taxes may not be successful, and if the likelihood of recovery of foreign withholding taxes materially decreases, due to, for example, a change in tax regulation or approach in the foreign country, accruals in the Fund's net asset value for such refunds may be written down partially or in full, which will adversely affect the Fund's net asset value.
- The European financial markets have recently experienced volatility and adverse trends due to concerns about economic downturns in, or rising government debt levels of, several European countries as well as acts of war in the region. These events may spread to other countries in Europe and may affect the value and liquidity of certain of the Fund's investments.
- **Geographic Risk** — A natural disaster could occur in a geographic region in which the Fund invests, which could adversely affect the economy or the business operations of companies in the specific geographic region, causing an adverse impact on the Fund's investments in, or which are exposed to, the affected region.
- **High Portfolio Turnover Risk** — The Fund may engage in active and frequent trading of its portfolio securities. High portfolio turnover (more than 100%) may result in increased transaction costs to the Fund, including brokerage commissions, dealer mark-ups and other transaction costs on the sale of the securities and on reinvestment in other securities. The sale of Fund portfolio securities may result in the realization and/or distribution to shareholders of higher capital gains or losses as compared to a fund with less active trading policies. These effects of higher than normal portfolio turnover may adversely affect Fund performance.
- **Income Risk** — Income risk is the risk that the Fund's yield will vary as short-term securities in its portfolio mature and the proceeds are reinvested in securities with different interest rates.
- **Indexed and Inverse Securities Risk** — Indexed and inverse securities provide a potential return based on a particular index of value or interest rates. The Fund's return on these securities will be subject to risk with respect to the value of the particular index. These securities are subject to leverage risk and correlation risk. Certain indexed and inverse securities have greater sensitivity to changes in interest rates or index levels than other securities, and the Fund's investment in such instruments may decline significantly in value if interest rates or index levels move in a way Fund management does not anticipate.
- **Index-Related Risk** — There is no guarantee that an Underlying Fund's investment results will have a high degree of correlation to those of its underlying index or that the Underlying Fund will achieve its investment objective. Market disruptions or high volatility, other unusual market circumstances and regulatory restrictions could have an adverse effect on an Underlying Fund's ability to adjust its exposure to the required levels in order to track its underlying index. Errors in index data, index computations or the construction of an underlying index in accordance with its methodology may occur from time to time and may not be identified and corrected by the index provider for a period of time or at all, which may have an adverse impact on an Underlying Fund and its shareholders. Unusual market conditions or other unforeseen circumstances (such as natural disasters, political unrest or war) may impact the index provider or a third-party data provider and could cause the index provider to postpone a scheduled rebalance. This could cause an underlying index to vary from its normal or expected composition.  
  
An index fund has operating and other expenses while an index does not. As a result, while an Underlying Fund that is an index fund will attempt to track its underlying index as closely as possible, it will tend to underperform the underlying index to some degree over time. If an index fund is properly correlated to its stated index, the fund will perform poorly when the index performs poorly.
- **Investment Style Risk** — Under certain market conditions, growth investments have performed better during the later stages of economic expansion and value investments have performed better during periods of economic recovery. Therefore, these investment styles may over time go in and out of favor. At times when an investment style used by the Fund or an Underlying Fund is out of favor, the Fund may underperform other funds that use different investment styles.
- **Issuer Risk** — Fund performance depends on the performance of individual securities to which the Fund has exposure. Changes in the financial condition or credit rating of an issuer of those securities may cause the value of the securities to decline.
- **Management Risk** — If a passively managed ETF does not fully replicate the underlying index, it is subject to the risk that the manager's investment management strategy may not produce the intended results.
- **Mezzanine Securities Risk** — Mezzanine securities carry the risk that the issuer will not be able to meet its obligations and that the equity securities purchased with the mezzanine investments may lose value.
- **Model Risk** — The Fund seeks to pursue its investment objective by using proprietary models that incorporate quantitative analysis. Investments selected using these models may perform differently than as forecasted due to the factors incorporated into the models and the weighting of each factor, changes from historical trends, and issues in the construction and implementation of the models (including, but not limited to, software issues and other technological issues). There is no guarantee that BlackRock's use of these models will result in effective investment decisions for the Fund.

The information and data used in the models may be supplied by third parties. Inaccurate or incomplete data may limit the effectiveness of the models. In addition, some of the data that BlackRock uses may be historical data, which may not accurately predict future market movement. There is a risk that the models will not be successful in selecting investments or in determining the weighting of investment positions that will enable the Fund to achieve its investment objective.

- **National Closed Market Trading Risk** — To the extent that the underlying securities and/or other assets held by an Underlying Fund that is an ETF trade on foreign exchanges or in foreign markets that may be closed when the securities exchange on which the Underlying Fund's shares trade is open, there are likely to be deviations between the current price of such an underlying security and the last quoted price for the underlying security (i.e., an Underlying Fund's quote from the closed foreign market). The impact of a closed foreign market on an Underlying Fund is likely to be greater where a large portion of the Underlying Fund's underlying securities and/or other assets trade on that closed foreign market or when the foreign market is closed for unscheduled reasons. These deviations could result in premiums or discounts to one or more of the Underlying Funds' net asset values that may be greater than those experienced by other ETFs.
- **"New Issues" Risk** — "New issues" are initial public offerings ("IPOs") of equity securities. Securities issued in IPOs have no trading history, and information about the companies may be available for very limited periods. In addition, the prices of securities sold in IPOs may be highly volatile or may decline shortly after the IPO.
- **Passive Investment Risk** — Because BFA does not select individual companies in the underlying indexes for certain Underlying Funds, those Underlying Funds may hold securities of companies that present risks that an investment adviser researching individual securities might seek to avoid.
- **Pay-in-kind Bonds Risk** — Similar to zero coupon obligations, pay-in-kind bonds also carry additional risk as holders of these types of securities realize no cash until the cash payment date unless a portion of such securities is sold and, if the issuer defaults, the Fund may obtain no return at all on its investment. The market price of pay-in-kind bonds is affected by interest rate changes to a greater extent, and therefore tends to be more volatile, than that of securities which pay interest in cash.
- **Preferred Securities Risk** — Preferred securities may pay fixed or adjustable rates of return. Preferred securities are subject to issuer-specific and market risks applicable generally to equity securities. In addition, a company's preferred securities generally pay dividends only after the company makes required payments to holders of its bonds and other debt. For this reason, the value of preferred securities will usually react more strongly than bonds and other debt to actual or perceived changes in the company's financial condition or prospects. Preferred securities of smaller companies may be more vulnerable to adverse developments than preferred securities of larger companies.
- **Real Estate-Related Securities Risk** — The main risk of real estate-related securities is that the value of the underlying real estate may go down. Many factors may affect real estate values. These factors include both the general and local economies, vacancy rates, tenant bankruptcies, the ability to re-lease space under expiring leases on attractive terms, the amount of new construction in a particular area, the laws and regulations (including zoning, environmental and tax laws) affecting real estate and the costs of owning, maintaining and improving real estate. The availability of mortgage financing and changes in interest rates may also affect real estate values. If the Fund's real estate-related investments are concentrated in one geographic area or in one property type, the Fund will be particularly subject to the risks associated with that area or property type. Many issuers of real estate-related securities are highly leveraged, which increases the risk to holders of such securities. The value of the securities the Fund buys will not necessarily track the value of the underlying investments of the issuers of such securities.
- **REIT Investment Risk** — Investments in REITs involve unique risks. REITs may have limited financial resources, may trade less frequently and in limited volume, may engage in dilutive offerings of securities and may be more volatile than other securities. REIT issuers may also fail to maintain their exemptions from investment company registration or fail to qualify for the "dividends paid deduction" under the Internal Revenue Code of 1986, as amended (the "Internal Revenue Code"), which allows REITs to reduce their corporate taxable income for dividends paid to their shareholders.
- **Representative Sampling Risk** — Representative sampling is a method of indexing that involves investing in a representative sample of securities that collectively have a similar investment profile to the index and resemble the index in terms of risk factors and other key characteristics. An ETF may or may not hold every security in the index. When an ETF deviates from a full replication indexing strategy to utilize a representative sampling strategy, the ETF is subject to an increased risk of tracking error, in that the securities selected in the aggregate for the ETF may not have an investment profile similar to those of its index.
- **Reverse Repurchase Agreements Risk** — Reverse repurchase agreements involve the sale of securities held by the Fund with an agreement to repurchase the securities at an agreed-upon price, date and interest payment. Reverse repurchase agreements involve the risk that the other party may fail to return the securities in a timely manner or at all. The Fund could lose money if it is unable to recover the securities and the value of the collateral held by the Fund, including the value of the investments made with cash collateral, is less than the value of the securities. These events could also trigger adverse tax consequences for the Fund. In addition, reverse repurchase agreements involve the risk that the interest income earned in the investment of the proceeds will be less than the interest expense.

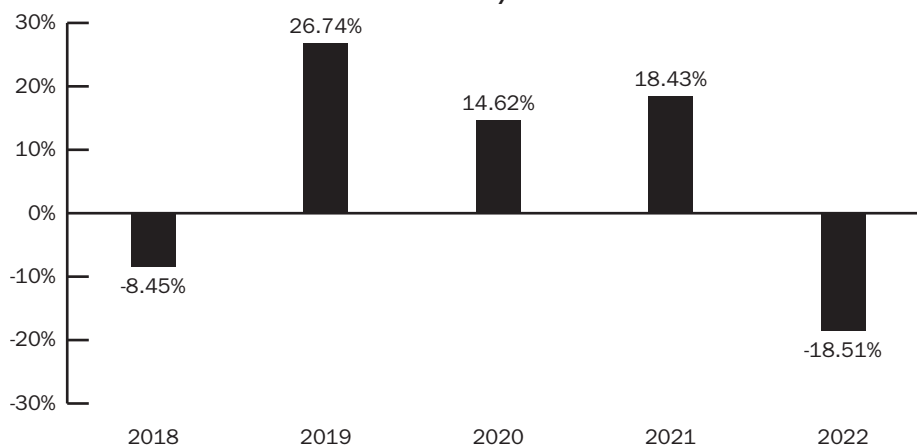
- **Shares of an ETF May Trade at Prices Other Than Net Asset Value** — Shares of an ETF trade on exchanges at prices at, above or below their most recent net asset value (“NAV”). The per share net asset value of an ETF is calculated at the end of each business day and fluctuates with changes in the market value of the ETF’s holdings since the most recent calculation. The trading prices of an ETF’s shares fluctuate continuously throughout trading hours based on market supply and demand rather than net asset value. The trading prices of an ETF’s shares may deviate significantly from net asset value during periods of market volatility. Any of these factors may lead to an ETF’s shares trading at a premium or discount to net asset value. However, because shares can be created and redeemed in creation units, which are aggregated blocks of shares that authorized participants who have entered into agreements with the ETF’s distributor can purchase or redeem directly from the ETF, at net asset value (unlike shares of many closed-end funds, which frequently trade at appreciable discounts from, and sometimes at premiums to, their net asset values), large discounts or premiums to the net asset value of an ETF are not likely to be sustained over the long-term. While the creation/redemption feature is designed to make it likely that an ETF’s shares normally trade on exchanges at prices close to the ETF’s next calculated net asset value, exchange prices are not expected to correlate exactly with an ETF’s net asset value due to timing reasons as well as market supply and demand factors. In addition, disruptions to creations and redemptions or the existence of extreme market volatility may result in trading prices that differ significantly from net asset value. If a shareholder purchases at a time when the market price is at a premium to the net asset value or sells at a time when the market price is at a discount to the net asset value, the shareholder may sustain losses.
- **Short Sales Risk** — Because making short sales in securities that it does not own exposes the Fund to the risks associated with those securities, such short sales involve speculative exposure risk. The Fund will incur a loss as a result of a short sale if the price of the security increases between the date of the short sale and the date on which the Fund replaces the security sold short.
- **Small and Mid-Capitalization Company Risk** — Companies with small or mid-size market capitalizations will normally have more limited product lines, markets and financial resources and will be dependent upon a more limited management group than larger capitalized companies. In addition, it is more difficult to get information on smaller companies, which tend to be less well known, have shorter operating histories, do not have significant ownership by large investors and are followed by relatively few securities analysts.
- **Small Cap and Emerging Growth Securities Risk** — Small cap or emerging growth companies may have limited product lines or markets. They may be less financially secure than larger, more established companies. They may depend on a more limited management group than larger capitalized companies.
- **Structured Notes Risk** — Structured notes and other related instruments purchased by the Fund are generally privately negotiated debt obligations where the principal and/or interest is determined by reference to the performance of a specific asset, benchmark asset, market or interest rate (“reference measure”). The purchase of structured notes exposes the Fund to the credit risk of the issuer of the structured product. Structured notes may be leveraged, increasing the volatility of each structured note’s value relative to the change in the reference measure. Structured notes may also be less liquid and more difficult to price accurately than less complex securities and instruments or more traditional debt securities.
- **Tracking Error Risk** — Tracking error is the divergence of an Underlying Fund’s performance from that of its underlying index. Tracking error may occur because of differences between the securities and other instruments held in an Underlying Fund’s portfolio and those included in its underlying index, pricing differences (including, as applicable, differences between a security’s price at the local market close and an Underlying Fund’s valuation of a security at the time of calculation of an Underlying Fund’s NAV, differences in transaction costs, an Underlying Fund’s holding of uninvested cash, differences in timing of the accrual of or the valuation of dividends or other distributions, interest, the requirements to maintain pass-through tax treatment, portfolio transactions carried out to minimize the distribution of capital gains to shareholders, changes to an underlying index and the cost to an Underlying Fund of complying with various new or existing regulatory requirements. These risks may be heightened during times of increased market volatility or other unusual market conditions. In addition, tracking error may result because an Underlying Fund incurs fees and expenses, while its underlying index does not.
- **U.S. Government Issuer Risk** — Treasury obligations may differ in their interest rates, maturities, times of issuance and other characteristics. Obligations of U.S. Government agencies and authorities are supported by varying degrees of credit but generally are not backed by the full faith and credit of the U.S. Government. No assurance can be given that the U.S. Government will provide financial support to its agencies and authorities if it is not obligated by law to do so.
- **Warrants Risk** — If the price of the underlying stock does not rise above the exercise price before the warrant expires, the warrant generally expires without any value and the Fund will lose any amount it paid for the warrant. Thus, investments in warrants may involve substantially more risk than investments in common stock. Warrants may trade in the same markets as their underlying stock; however, the price of the warrant does not necessarily move with the price of the underlying stock.
- **When-Issued and Delayed Delivery Securities and Forward Commitments Risk** — When-issued and delayed delivery securities and forward commitments involve the risk that the security the Fund buys will lose value prior to

its delivery. There also is the risk that the security will not be issued or that the other party to the transaction will not meet its obligation. If this occurs, the Fund may lose both the investment opportunity for the assets it set aside to pay for the security and any gain in the security's price.

## Performance Information

The information shows you how LifePath Dynamic 2060 Fund's performance has varied year by year and provides some indication of the risks of investing in the Fund. The bar chart shows the returns for Class K Shares of the Fund for its five complete calendar years of operations. The average annual total returns table compares the performance of the Fund to that of the Russell 1000® Index and the LifePath Dynamic 2060 Fund Custom Benchmark, a customized weighted index comprised of the Bloomberg U.S. Aggregate Bond Index, Bloomberg U.S. Treasury Inflation Protected Securities (TIPS) Index (Series-L), FTSE EPRA Nareit Developed Index, MSCI ACWI ex USA IMI Index, Russell 1000® Index and Russell 2000® Index, which are representative of the asset classes in which the Fund invests according to their weightings as of March 31, 2022. The weightings of the indices in the LifePath Dynamic 2060 Fund Custom Benchmark are adjusted periodically to reflect the investment adviser's evaluation and adjustment of the Fund's asset allocation strategy. Effective July 29, 2022, the LifePath Dynamic 2060 Fund Custom Benchmark against which the Fund measures its performance will be changed to remove Bloomberg U.S. Aggregate Bond Index and to add Bloomberg U.S. Long Credit Bond Index, Bloomberg U.S. Intermediate Credit Bond Index, Bloomberg U.S. Long Government Bond Index, Bloomberg U.S. Intermediate Government Bond Index and Bloomberg U.S. Securitized: MBS, ABS and CMBS Index. Fund management believes that the updated LifePath Dynamic 2060 Fund Custom Benchmark is more representative of the sectors in which the Fund invests. Effective March 31, 2018, the investment adviser determined not to allocate any of the Fund's assets to underlying funds that invest primarily in commodities. Performance for the periods shown prior to March 31, 2018 is based on the prior target asset allocation. The returns of the LifePath Dynamic 2060 Fund Custom Benchmark shown in the average annual total returns table are not recalculated or restated when they are adjusted to reflect the Fund's asset allocation strategy but rather reflect the LifePath Dynamic 2060 Fund Custom Benchmark's actual allocation over time, which may be different from the current allocation. To the extent that dividends and distributions have been paid by the Fund, the performance information of the Fund in the chart and table assumes reinvestment of the dividends and distributions. The table includes all applicable fees. How the Fund performed in the past (before and after taxes) is not necessarily an indication of how it will perform in the future. If BFA, BAL and their affiliates had not waived or reimbursed certain Fund expenses during these periods, the Fund's returns would have been lower. Updated information on the Fund's performance, including its current net asset value, can be obtained by visiting <http://www.blackrock.com> or can be obtained by phone at (800) 882-0052.

**Class K Shares  
ANNUAL TOTAL RETURNS  
LifePath Dynamic 2060 Fund  
As of 12/31**



During the periods shown in the bar chart, the highest return for a quarter was 19.63% (quarter ended June 30, 2020) and the lowest return for a quarter was -22.70% (quarter ended March 31, 2020).

**For the periods ended 12/31/22  
Average Annual Total Returns**

	1 Year	5 Years	Since Inception (May 31, 2017)
LifePath Dynamic 2060 Fund — Class K Shares			
Return Before Taxes	(18.51)%	5.12%	6.68%
Return After Taxes on Distributions	(19.00)%	3.54%	5.16%
Return After Taxes on Distributions and Sale of Fund Shares	(10.88)%	3.52%	4.79%
LifePath Dynamic 2060 Fund Custom Benchmark (Reflects no deduction for fees, expenses or taxes)	(18.40)%	5.44%	6.82%
Russell 1000® Index (Reflects no deduction for fees, expenses or taxes)	(19.13)%	9.13%	10.38%

After-tax returns are calculated using the historical highest individual federal marginal income tax rates and do not reflect the impact of state and local taxes. Actual after-tax returns depend on the investor's tax situation and may differ from those shown, and the after-tax returns shown are not relevant to investors who hold their shares through tax-deferred arrangements, such as 401(k) plans or individual retirement accounts.

## **Investment Adviser**

---

The Fund's investment adviser is BlackRock Fund Advisors (previously defined as "BFA"). The Fund's sub-advisers are BlackRock International Limited and BlackRock (Singapore) Limited. Where applicable, "BFA" refers also to the Fund's sub-advisers.

## **Portfolio Managers**

---

<b>Name</b>	<b>Portfolio Manager of the Fund Since</b>	<b>Title</b>
Philip Green	2017	Managing Director of BlackRock, Inc.
Chris Chung, CFA	2020	Managing Director of BlackRock, Inc.

---

## **Purchase and Sale of Fund Shares**

---

Class K Shares of the Fund are available only to (i) certain employee benefit plans, such as health savings accounts, and certain employer-sponsored retirement plans (not including SEP IRAs, SIMPLE IRAs and SARSEPs) (collectively, "Employer-Sponsored Retirement Plans"), (ii) collective trust funds, investment companies and other pooled investment vehicles, each of which may purchase shares of the Fund through a Financial Intermediary that has entered into an agreement with the Fund's distributor to purchase such shares, (iii) "Institutional Investors," which include, but are not limited to, endowments, foundations, family offices, banks and bank trusts, local, city, and state governmental institutions, corporations and insurance company separate accounts, each of which may purchase shares of the Fund through a Financial Intermediary that has entered into an agreement with the Fund's distributor to purchase such shares, (iv) clients of private banks that purchase shares of the Fund through a Financial Intermediary that has entered into an agreement with the Fund's distributor to sell such shares; (v) fee-based advisory platforms of a Financial Intermediary that (a) has specifically acknowledged in a written agreement with the Fund's distributor and/or its affiliate(s) that the Financial Intermediary shall offer such shares to fee-based advisory clients through an omnibus account held at the Fund or (b) transacts in the Fund's shares through another intermediary that has executed such an agreement and (vi) any other investors who met the eligibility criteria for BlackRock Shares or Class K Shares prior to August 15, 2016 and have continually held Class K Shares of the Fund in the same account since August 15, 2016.

You may purchase or redeem shares of the Fund each day the New York Stock Exchange is open. Purchase orders may also be placed by calling (800) 537-4942, by mail (c/o BlackRock Funds III, P.O. Box 534429, Pittsburgh, Pennsylvania 15253-4429), or online at [www.blackrock.com](http://www.blackrock.com). Institutional Investors are subject to a \$5 million minimum initial investment requirement. Other investors, including Employer-Sponsored Retirement Plans, have no minimum initial investment requirement. There is no minimum investment amount for additional purchases.

## **Tax Information**

---

Different income tax rules apply depending on whether you are invested through a qualified tax-exempt plan described in section 401(a) of the Internal Revenue Code. If you are invested through such a plan (and Fund shares are not "debt-financed property" to the plan), then the dividends paid by the Fund and the gain realized from a redemption or exchange of Fund shares will generally not be subject to U.S. federal income taxes until you withdraw or receive distributions from the plan. If you are not invested through such a plan, then the Fund's dividends and gain from a redemption or exchange may be subject to U.S. federal income taxes and may be taxed as ordinary income or capital gains, unless you are a tax-exempt investor.

## **Payments to Broker/Dealers and Other Financial Intermediaries**

---

If you purchase shares of the Fund through a Financial Intermediary, the Fund and BlackRock Investments, LLC, the Fund's distributor, or its affiliates may pay the Financial Intermediary for the sale of Fund shares and related services. These payments may create a conflict of interest by influencing the Financial Intermediary and your individual financial professional to recommend the Fund over another investment.

Class K Shares are only available through a Financial Intermediary if the Financial Intermediary will not receive from Fund assets, or the Fund's distributor's or an affiliate's resources, any commission payments, shareholder servicing fees (including sub-transfer agent and networking fees), or distribution fees (including Rule 12b-1 fees) with respect to assets invested in Class K Shares.

Ask your individual financial professional or visit your Financial Intermediary's website for more information.

# Fund Overview

## Key Facts About BlackRock LifePath® Dynamic 2065 Fund

### Investment Objective

The investment objective of BlackRock LifePath® Dynamic 2065 Fund (“LifePath Dynamic 2065 Fund” or the “Fund”), a series of BlackRock Funds III (the “Trust”), is to seek to provide for retirement outcomes based on quantitatively measured risk. In pursuit of this objective, the Fund will be broadly diversified across global asset classes, with asset allocations becoming more conservative over time.

### Fees and Expenses of the Fund

The table below describes the fees and expenses that you may pay if you buy, hold and sell Class K Shares of LifePath Dynamic 2065 Fund. **You may pay other fees, such as brokerage commissions and other fees to your financial professional or your selected securities dealer, broker, investment adviser, service provider or industry professional (including BlackRock Fund Advisors (“BFA”) and its affiliates) (each, a “Financial Intermediary”), which are not reflected in the table and example below.**

<b>Annual Fund Operating Expenses (expenses that you pay each year as a percentage of the value of your investment)</b>	<b>Class K Shares</b>
Management Fee <sup>1,2,4</sup>	0.30%
Distribution and/or Service (12b-1) Fees	None
Other Expenses <sup>1,3,4,5</sup>	0.49%
Administration Fees <sup>1,3,4</sup>	0.04%
Independent Expenses <sup>5</sup>	0.45%
Acquired Fund Fees and Expenses <sup>1,4</sup>	0.27%
<b>Total Annual Fund Operating Expenses<sup>4</sup></b>	<b>1.06%</b>
Fee Waivers and/or Expense Reimbursements <sup>1,5</sup>	(0.72)%
<b>Total Annual Fund Operating Expenses After Fee Waivers and/or Expense Reimbursements<sup>1,5</sup></b>	<b>0.34%</b>

<sup>1</sup> As described in the “Management of the Funds” section of the Fund’s prospectus beginning on page 198, BlackRock Advisors, LLC (“BAL”) and BFA have contractually agreed to reimburse the Fund for Acquired Fund Fees and Expenses up to a maximum amount equal to the combined Management Fee and Administration Fee of each share class of the Fund, through June 30, 2024. In addition, BFA has contractually agreed to waive its management fees by the amount of investment advisory fees the Fund pays to BFA indirectly through its investment in money market funds managed by BFA or its affiliates, through June 30, 2024. The contractual agreements may be terminated upon 90 days’ notice by a majority of the non-interested trustees of the Trust or by a vote of a majority of the outstanding voting securities of the Fund.

<sup>2</sup> The Management Fee has been restated to reflect current fees.

<sup>3</sup> Administration Fees have been restated to reflect current fees.

<sup>4</sup> Total Annual Fund Operating Expenses do not correlate to the ratio of expenses to average net assets given in the Fund’s most recent annual report, which does not include Acquired Fund Fees and Expenses, restatement of the Management Fee or the restatement of the Administration Fees to reflect current fees.

<sup>5</sup> Independent Expenses consist of the Fund’s allocable portion of the fees and expenses of the independent trustees of the Trust, counsel to such independent trustees and the independent registered public accounting firm that provides audit services to the Fund. BAL and BFA have contractually agreed to reimburse, or provide offsetting credits to, the Fund for Independent Expenses through June 30, 2033. After giving effect to such contractual arrangements, Independent Expenses will be 0.00%. Such contractual arrangements may not be terminated prior to July 1, 2033 without the consent of the Board of Trustees of the Trust.

### Example:

This Example is intended to help you compare the cost of investing in Class K Shares of the Fund with the cost of investing in other mutual funds. The Example assumes that you invest \$10,000 in Class K Shares of the Fund for the time periods indicated and then redeem all of your shares at the end of those periods. The Example also assumes that your investment has a 5% return each year and that Class K Shares of the Fund’s operating expenses remain the same. Although your actual costs may be higher or lower, based on these assumptions your costs would be:

	<b>1 Year</b>	<b>3 Years</b>	<b>5 Years</b>	<b>10 Years</b>
Class K Shares	\$35	\$168	\$313	\$736

### Portfolio Turnover:

The Fund pays transaction costs, such as commissions, when it buys and sells securities (or “turns over” its portfolio). A higher portfolio turnover rate may indicate higher transaction costs and may result in higher taxes when shares are held in a taxable account. These costs, which are not reflected in annual fund operating expenses or in the Example, affect the Fund’s

performance. During the most recent fiscal year, the Fund's portfolio turnover rate was 26% of the average value of its portfolio.

## ***Principal Investment Strategies of the Fund***

---

LifePath Dynamic 2065 Fund allocates and reallocates its assets among a combination of equity, bond and money market funds (the "Underlying Funds") and derivatives in proportions based on its own comprehensive investment strategy. Under normal circumstances, the Fund intends to invest primarily in affiliated open-end funds and affiliated exchange-traded funds ("ETFs"), some of which may be index funds.

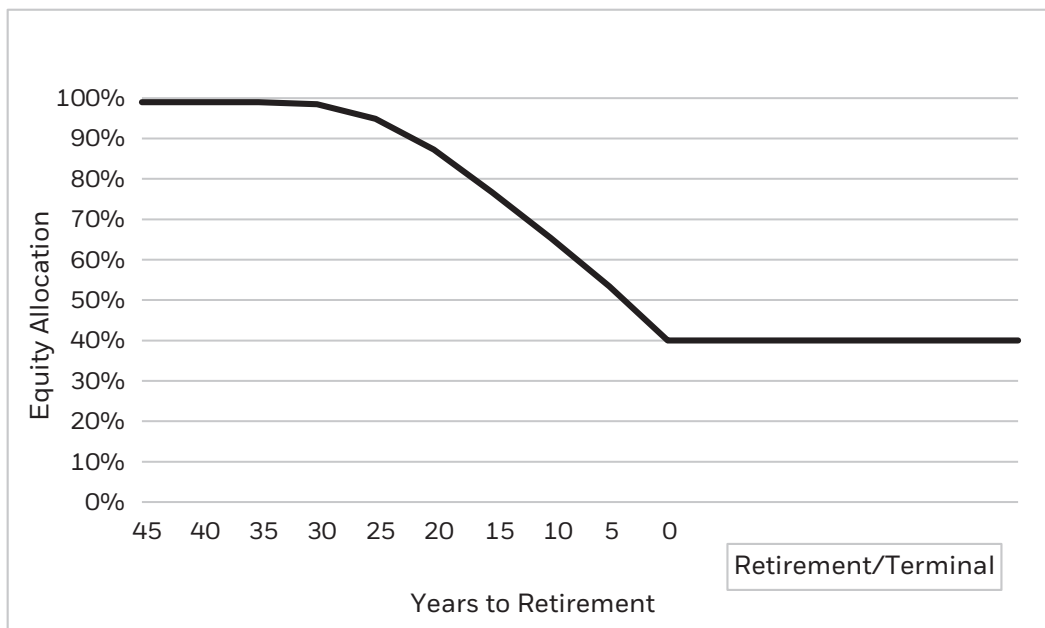
The Fund may, when consistent with its investment goal, buy or sell options or futures, or enter into total return swaps and foreign currency transactions (collectively, commonly known as derivatives). The Fund may seek to obtain market exposure to the securities in which it primarily invests by entering into a series of purchase and sale contracts or by using other investment techniques (such as reverse repurchase agreements or dollar rolls). The Fund may use derivatives as a substitute for taking a position in an Underlying Fund and/or as part of a strategy to reduce exposure to certain risks. The Fund may also use derivatives to enhance return, in which case their use may involve leveraging risk. Derivatives that are used as a substitute for taking a position in an Underlying Fund, to reduce exposure to risks (other than duration or currency risk) or to enhance return will increase or decrease the Fund's equity or fixed income allocations for purposes of the glide path by the notional amount of such derivatives. Derivatives that are used to manage duration or hedge currency risk will not be allocated to the Fund's equity or fixed income allocations for purposes of the glide path.

The Fund is designed for investors expecting to retire or to begin withdrawing assets around the year 2065. The Fund seeks to provide for retirement outcomes based on quantitatively measured risk. BFA employs a multi-dimensional approach to assess risk for the Fund and to determine the Fund's allocation across asset classes. As part of this multi-dimensional approach, BFA aims to quantify risk using proprietary risk measurement tools that, among other things, analyze historical and forward-looking securities market data, including risk, asset class correlations, and expected returns. As of March 31, 2023, the Fund held approximately 102% of its assets (including notional exposure through derivatives) in equity Underlying Funds and equity related derivatives, approximately 2% of its assets (including notional exposure through derivatives) in fixed income Underlying Funds and fixed income related derivatives and approximately -4% of its assets in cash (including cash offsets from derivatives) and Underlying Funds that invest primarily in money market instruments. Certain Underlying Funds may invest in equity securities of issuers that are primarily engaged in or related to the real estate industry, real estate investment trusts ("REITs"), foreign securities, emerging market securities, below investment-grade bonds, commodity-related instruments and derivative securities or instruments, such as options and futures, the value of which is derived from another security, a commodity, a currency or an index.

Under normal circumstances, the asset allocation will change over time according to a "glide path" as the Fund approaches its target date. The glide path below represents the shifting of asset classes over time. As the glide path shows, the Fund's asset mix becomes more conservative — prior to retirement — as time elapses. This reflects the need for reduced investment risks as retirement approaches and the need for lower volatility of the Fund, which may be a primary source of income after retirement.



The following chart illustrates the glide path — the target allocation among asset classes as the Fund approaches its target date.



The following table lists the target allocation by years until retirement:

Years Until Retirement	Equity Funds (includes REITs) <sup>1</sup>	Fixed-Income Funds <sup>1</sup>
45	99%	1%
40	99%	1%
35	99%	1%
30	98%	2%
25	95%	5%
20	87%	13%
15	77%	23%
10	65%	35%
5	53%	47%
0	40%	60%

<sup>1</sup> BFA may adjust the allocation to equity and fixed-income in the Fund, based on an assessment of the current market conditions and the potential contribution of each asset class to the expected risk and return characteristics of the Fund. In general, the adjustments will be limited to +/- 10% relative to the target allocations. At notional value after such adjustments, the Fund's equity allocation could exceed 100%.

The asset allocation targets are established by the portfolio managers. The investment team, including the portfolio managers, meets regularly to assess market conditions, review the asset allocation targets of the Fund, and determine whether any changes are required to enable the Fund to achieve its investment objective.

Although the asset allocation targets listed for the glide path are general, long-term targets, BFA may adjust the allocation to equity and fixed-income in the Fund, based on an assessment of the current market conditions and the potential contribution of each asset class to the expected risk and return characteristics of the Fund. In general, the adjustments will be limited to +/- 10% relative to the target allocations. At notional value after such adjustments, the Fund's equity allocation could exceed 100%. BFA may determine, in light of market conditions or other factors, that a greater variation is warranted to protect the Fund or achieve its investment objective. Investments in Underlying Funds will be allocated towards the equity and fixed income percentages based on their classification. The Fund may also seek asset allocation to equity and fixed income by investing in funds that invest in a mix of equity and fixed income instruments ("multi-asset funds"). Investments in multi-asset funds will be allocated towards the equity and fixed income percentages listed for the glide path based on the multi-asset fund's underlying investments in equity and fixed income instruments.

BFA's second step in the structuring of the Fund is the selection of the Underlying Funds, equity securities and derivatives. Factors such as fund classifications, historical risk and performance, and the relationship to other Underlying Funds in the Fund are considered when selecting Underlying Funds. The specific Underlying Funds selected for the Fund are determined at BFA's discretion and may change as deemed appropriate to allow the Fund to meet its investment objective. See the "Details About the Funds — Information About the Underlying Funds" section of the prospectus for a list of the Underlying Funds, their classification into equity, fixed income, multi-asset or money market funds and a brief description of their investment objectives and primary investment strategies. The specific securities or derivatives selected for the Fund are determined at BFA's discretion and may change as deemed appropriate to allow the Fund to meet its investment objective.

Within the prescribed percentage allocations to equity and fixed-income, BFA seeks to diversify the Fund. The equity allocation may be further diversified by style (including both value and growth funds and issuers), market capitalization (including large cap, mid cap, small cap and emerging growth funds and issuers), region (including domestic and international (including emerging market) funds and issuers) or other factors. The fixed-income allocation may be further diversified by sector (including government, corporate, agency, and other sectors), duration (a calculation of the average life of a bond which measures its price risk), credit quality (including non-investment grade debt or junk bonds), geographic location (including U.S. and foreign-issued securities), or other factors. Though BFA seeks to diversify the Fund, certain Underlying Funds may concentrate their investments in specific sectors or geographic regions or countries. The percentage allocation to the various styles of equity and fixed-income are determined at the discretion of the investment team and can be changed to reflect the current market environment.

### ***Principal Risks of Investing in the Fund***

---

Risk is inherent in all investing. The value of your investment in LifePath Dynamic 2065 Fund, as well as the amount of return you receive on your investment, may fluctuate significantly from day to day and over time. You may lose part or all of your investment in the Fund or your investment may not perform as well as other similar investments. An investment in the Fund is not a bank deposit and it is not insured or guaranteed by the Federal Deposit Insurance Corporation or any other government agency. The following is a summary description of the principal risks of investing in the Fund and/or the Underlying Funds. The Fund allocates and reallocates its assets among a combination of Underlying Funds and derivatives. Therefore, references to the Fund in the description of risks below may include the Underlying Funds in which the Fund invests, as applicable. The relative significance of each risk factor below may change over time and you should review each risk factor carefully.

#### **Principal Risks of the Fund's Investment Strategies**

- **Equity Securities Risk** — Stock markets are volatile. The price of equity securities fluctuates based on changes in a company's financial condition and overall market and economic conditions.
- **Allocation Risk** — The Fund's ability to achieve its investment objective depends upon BFA'S skill in determining the Fund's strategic asset class allocation and in selecting the best mix of Underlying Funds and direct investments. There is a risk that BFA's evaluations and assumptions regarding asset classes or Underlying Funds may be incorrect in view of actual market conditions. In addition, the asset allocation or the combination of Underlying Funds determined by BFA could result in underperformance as compared to funds with similar investment objectives and strategies.
- **Investments in Underlying Funds Risk** — The Fund's investments are concentrated in Underlying Funds, so the Fund's investment performance is directly related to the performance of the Underlying Funds. The Fund's net asset value will change with changes in the equity and bond markets and the value of the Underlying Funds and other securities in which it invests. An investment in the Fund will entail more direct and indirect costs and expenses than a direct investment in the Underlying Funds. For example, the Fund indirectly pays a portion of the expenses (including operating expenses and management fees) incurred by the Underlying Funds.
- **Affiliated Fund Risk** — In managing the Fund, BFA will have authority to select and substitute underlying funds and ETFs. BFA may be subject to potential conflicts of interest in selecting underlying funds and ETFs because the fees paid to BFA by some underlying funds and ETFs are higher than the fees paid by other underlying funds and ETFs. However, BFA is a fiduciary to the Fund and is legally obligated to act in the Fund's best interests when selecting underlying funds and ETFs. If an underlying fund or ETF holds interests in an affiliated fund, the Fund may be prohibited from purchasing shares of that underlying fund or ETF.
- **Market Risk and Selection Risk** — Market risk is the risk that one or more markets in which the Fund invests will go down in value, including the possibility that the markets will go down sharply and unpredictably. The value of a security or other asset may decline due to changes in general market conditions, economic trends or events that are not specifically related to the issuer of the security or other asset, or factors that affect a particular issuer or issuers, exchange, country, group of countries, region, market, industry, group of industries, sector or asset class. Local, regional or global events such as war, acts of terrorism, the spread of infectious illness or other public health issues like pandemics or epidemics, recessions, or other events could have a significant impact on the Fund and its

investments. Selection risk is the risk that the securities selected by Fund management will underperform the markets, the relevant indices or the securities selected by other funds with similar investment objectives and investment strategies. This means you may lose money.

An outbreak of an infectious coronavirus (COVID-19) that was first detected in December 2019 developed into a global pandemic that has resulted in numerous disruptions in the market and has had significant economic impact leaving general concern and uncertainty. Although vaccines have been developed and approved for use by various governments, the duration of the pandemic and its effects cannot be predicted with certainty. The impact of this coronavirus, and other epidemics and pandemics that may arise in the future, could affect the economies of many nations, individual companies and the market in general ways that cannot necessarily be foreseen at the present time.

■ **Retirement Income Risk** — The Fund does not provide a guarantee that sufficient capital appreciation will be achieved to provide adequate income at and through retirement. The Fund also does not ensure that you will have assets in your account sufficient to cover your retirement expenses or that you will have enough saved to be able to retire in the target year identified in the Fund's name; this will depend on the amount of money you have invested in the Fund, the length of time you have held your investment, the returns of the markets over time, the amount you spend in retirement, and your other assets and income sources.

■ **Derivatives Risk** — The Fund's use of derivatives may increase its costs, reduce the Fund's returns and/or increase volatility. Derivatives involve significant risks, including:

*Leverage Risk* — The Fund's use of derivatives can magnify the Fund's gains and losses. Relatively small market movements may result in large changes in the value of a derivatives position and can result in losses that greatly exceed the amount originally invested.

*Market Risk* — Some derivatives are more sensitive to interest rate changes and market price fluctuations than other securities. The Fund could also suffer losses related to its derivatives positions as a result of unanticipated market movements, which losses are potentially unlimited. Finally, BFA may not be able to predict correctly the direction of securities prices, interest rates and other economic factors, which could cause the Fund's derivatives positions to lose value.

*Counterparty Risk* — Derivatives are also subject to counterparty risk, which is the risk that the other party in the transaction will be unable or unwilling to fulfill its contractual obligation, and the related risks of having concentrated exposure to such a counterparty.

*Illiquidity Risk* — The possible lack of a liquid secondary market for derivatives and the resulting inability of the Fund to sell or otherwise close a derivatives position could expose the Fund to losses and could make derivatives more difficult for the Fund to value accurately.

*Operational Risk* — The use of derivatives includes the risk of potential operational issues, including documentation issues, settlement issues, systems failures, inadequate controls and human error.

*Legal Risk* — The risk of insufficient documentation, insufficient capacity or authority of counterparty, or legality or enforceability of a contract.

*Volatility and Correlation Risk* — Volatility is defined as the characteristic of a security, an index or a market to fluctuate significantly in price within a short time period. A risk of the Fund's use of derivatives is that the fluctuations in their values may not correlate with the overall securities markets.

*Valuation Risk* — Valuation for derivatives may not be readily available in the market. Valuation may be more difficult in times of market turmoil since many investors and market makers may be reluctant to purchase complex instruments or quote prices for them.

*Hedging Risk* — Hedges are sometimes subject to imperfect matching between the derivative and the underlying security, and there can be no assurance that the Fund's hedging transactions will be effective. The use of hedging may result in certain adverse tax consequences.

*Tax Risk* — Certain aspects of the tax treatment of derivative instruments, including swap agreements and commodity-linked derivative instruments, are currently unclear and may be affected by changes in legislation, regulations or other legally binding authority. Such treatment may be less favorable than that given to a direct investment in an underlying asset and may adversely affect the timing, character and amount of income the Fund realizes from its investments.

*Regulatory Risk* — Derivative contracts are subject to regulation under the Dodd-Frank Wall Street Reform and Consumer Protection Act (the "Dodd-Frank Act") in the United States and under comparable regimes in Europe, Asia and other non-U.S. jurisdictions. Under the Dodd-Frank Act, with respect to uncleared swaps, swap dealers are required to collect variation margin from the Fund and may be required by applicable regulations to collect initial margin from the Fund. Both initial and variation margin may be comprised of cash and/or securities, subject to applicable regulatory haircuts. Shares of investment companies (other than certain money market funds) may not be posted as collateral under applicable regulations. In addition, regulations adopted by global prudential regulators

that are now in effect require certain bank-regulated counterparties and certain of their affiliates to include in certain financial contracts, including many derivatives contracts, terms that delay or restrict the rights of counterparties, such as the Fund, to terminate such contracts, foreclose upon collateral, exercise other default rights or restrict transfers of credit support in the event that the counterparty and/or its affiliates are subject to certain types of resolution or insolvency proceedings. The implementation of these requirements with respect to derivatives, as well as regulations under the Dodd-Frank Act regarding clearing, mandatory trading and margining of other derivatives, may increase the costs and risks to the Fund of trading in these instruments and, as a result, may affect returns to investors in the Fund.

- **Leverage Risk** — Some transactions may give rise to a form of economic leverage. These transactions may include, among others, derivatives, and may expose the Fund to greater risk and increase its costs. The use of leverage may cause the Fund to liquidate portfolio positions when it may not be advantageous to do so to satisfy its obligations or to meet the applicable requirements of the Investment Company Act of 1940, as amended, and the rules thereunder. Increases and decreases in the value of the Fund's portfolio will be magnified when the Fund uses leverage.

## Principal Risks of the Underlying Funds

- **Asset Class Risk** — Securities and other assets or financial instruments in the Underlying Index of an Underlying Fund or in an Underlying Fund's portfolio may underperform in comparison to the general financial markets, a particular financial market or other asset classes.
- **Authorized Participant Concentration Risk** — Only an authorized participant may engage in creation or redemption transactions directly with an ETF, and none of those authorized participants is obligated to engage in creation and/or redemption transactions. The Underlying Funds that are ETFs have a limited number of institutions that may act as authorized participants on an agency basis (i.e., on behalf of other market participants). To the extent that authorized participants exit the business or are unable to proceed with creation or redemption orders with respect to an ETF and no other authorized participant is able to step forward to create or redeem, the ETF shares may be more likely to trade at a premium or discount to net asset value and possibly face trading halts or delisting. Authorized participant concentration risk may be heightened for ETFs that invest in securities issued by non-U.S. issuers or other securities or instruments that have lower trading volumes.
- **Bank Loan Risk** — The market for bank loans may lack liquidity and the Fund may have difficulty selling them. These investments expose the Fund to the credit risk of both the financial institution and the underlying borrower.
- **Commodities Related Investments Risk** — Exposure to the commodities markets may subject the Fund to greater volatility than investments in traditional securities. The value of commodity-linked derivative investments may be affected by changes in overall market movements, commodity index volatility, changes in interest rates, or factors affecting a particular industry or commodity, such as drought, floods, weather, embargoes, tariffs and international economic, political and regulatory developments.
- **Concentration Risk** — To the extent that the Fund or an Underlying Fund is concentrated in the securities of companies, a particular market, industry, group of industries, sector or asset class, country, region or group of countries, the Fund or that Underlying Fund may be adversely affected by the performance of those securities, may be subject to increased price volatility and may be more susceptible to adverse economic, market, political or regulatory occurrences affecting that market, industry, group of industries, sector or asset class, country, region or group of countries.
- **Convertible Securities Risk** — The market value of a convertible security performs like that of a regular debt security; that is, if market interest rates rise, the value of a convertible security usually falls. In addition, convertible securities are subject to the risk that the issuer will not be able to pay interest or dividends when due, and their market value may change based on changes in the issuer's credit rating or the market's perception of the issuer's creditworthiness. Since it derives a portion of its value from the common stock into which it may be converted, a convertible security is also subject to the same types of market and issuer risks that apply to the underlying common stock.
- **Counterparty Risk** — The counterparty to an over-the-counter derivatives contract or a borrower of the Fund's securities may be unable or unwilling to make timely principal, interest or settlement payments, or otherwise to honor its obligations.
- **Depository Receipts Risk** — Depository receipts are generally subject to the same risks as the foreign securities that they evidence or into which they may be converted. In addition to investment risks associated with the underlying issuer, depository receipts expose the Fund to additional risks associated with the non-uniform terms that apply to depository receipt programs, credit exposure to the depository bank and to the sponsors and other parties with whom the depository bank establishes the programs, currency risk and the risk of an illiquid market for depository receipts. The issuers of unsponsored depository receipts are not obligated to disclose information that is, in the United States, considered material. Therefore, there may be less information available regarding these issuers and there may not be a correlation between such information and the market value of the depository receipts.

- **Emerging Markets Risk** — Emerging markets are riskier than more developed markets because they tend to develop unevenly and may never fully develop. Investments in emerging markets may be considered speculative. Emerging markets are more likely to experience hyperinflation and currency devaluations, which adversely affect returns to U.S. investors. In addition, many emerging securities markets have far lower trading volumes and less liquidity than developed markets.
- **Foreign Securities Risk** — Foreign investments often involve special risks not present in U.S. investments that can increase the chances that the Fund will lose money. These risks include:
  - The Fund generally holds its foreign securities and cash in foreign banks and securities depositories, which may be recently organized or new to the foreign custody business and may be subject to only limited or no regulatory oversight.
  - Changes in foreign currency exchange rates can affect the value of the Fund's portfolio.
  - The economies of certain foreign markets may not compare favorably with the economy of the United States with respect to such issues as growth of gross national product, reinvestment of capital, resources and balance of payments position.
  - The governments of certain countries, or the U.S. Government with respect to certain countries, may prohibit or impose substantial restrictions through capital controls and/or sanctions on foreign investments in the capital markets or certain industries in those countries, which may prohibit or restrict the ability to own or transfer currency, securities, derivatives or other assets.
  - Many foreign governments do not supervise and regulate stock exchanges, brokers and the sale of securities to the same extent as does the United States and may not have laws to protect investors that are comparable to U.S. securities laws.
  - Settlement and clearance procedures in certain foreign markets may result in delays in payment for or delivery of securities not typically associated with settlement and clearance of U.S. investments.
  - The Fund's claims to recover foreign withholding taxes may not be successful, and if the likelihood of recovery of foreign withholding taxes materially decreases, due to, for example, a change in tax regulation or approach in the foreign country, accruals in the Fund's net asset value for such refunds may be written down partially or in full, which will adversely affect the Fund's net asset value.
  - The European financial markets have recently experienced volatility and adverse trends due to concerns about economic downturns in, or rising government debt levels of, several European countries as well as acts of war in the region. These events may spread to other countries in Europe and may affect the value and liquidity of certain of the Fund's investments.
- **Geographic Risk** — A natural disaster could occur in a geographic region in which the Fund invests, which could adversely affect the economy or the business operations of companies in the specific geographic region, causing an adverse impact on the Fund's investments in, or which are exposed to, the affected region.
- **High Portfolio Turnover Risk** — The Fund may engage in active and frequent trading of its portfolio securities. High portfolio turnover (more than 100%) may result in increased transaction costs to the Fund, including brokerage commissions, dealer mark-ups and other transaction costs on the sale of the securities and on reinvestment in other securities. The sale of Fund portfolio securities may result in the realization and/or distribution to shareholders of higher capital gains or losses as compared to a fund with less active trading policies. These effects of higher than normal portfolio turnover may adversely affect Fund performance.
- **Income Risk** — Income risk is the risk that the Fund's yield will vary as short-term securities in its portfolio mature and the proceeds are reinvested in securities with different interest rates.
- **Indexed and Inverse Securities Risk** — Indexed and inverse securities provide a potential return based on a particular index of value or interest rates. The Fund's return on these securities will be subject to risk with respect to the value of the particular index. These securities are subject to leverage risk and correlation risk. Certain indexed and inverse securities have greater sensitivity to changes in interest rates or index levels than other securities, and the Fund's investment in such instruments may decline significantly in value if interest rates or index levels move in a way Fund management does not anticipate.
- **Index-Related Risk** — There is no guarantee that an Underlying Fund's investment results will have a high degree of correlation to those of its underlying index or that the Underlying Fund will achieve its investment objective. Market disruptions or high volatility, other unusual market circumstances and regulatory restrictions could have an adverse effect on an Underlying Fund's ability to adjust its exposure to the required levels in order to track its underlying index. Errors in index data, index computations or the construction of an underlying index in accordance with its methodology may occur from time to time and may not be identified and corrected by the index provider for a period of time or at all, which may have an adverse impact on an Underlying Fund and its shareholders. Unusual market conditions or other unforeseen circumstances (such as natural disasters, political unrest or war) may impact the

index provider or a third-party data provider and could cause the index provider to postpone a scheduled rebalance. This could cause an underlying index to vary from its normal or expected composition.

An index fund has operating and other expenses while an index does not. As a result, while an Underlying Fund that is an index fund will attempt to track its underlying index as closely as possible, it will tend to underperform the underlying index to some degree over time. If an index fund is properly correlated to its stated index, the fund will perform poorly when the index performs poorly.

- **Investment Style Risk** — Under certain market conditions, growth investments have performed better during the later stages of economic expansion and value investments have performed better during periods of economic recovery. Therefore, these investment styles may over time go in and out of favor. At times when an investment style used by the Fund or an Underlying Fund is out of favor, the Fund may underperform other funds that use different investment styles.
- **Issuer Risk** — Fund performance depends on the performance of individual securities to which the Fund has exposure. Changes in the financial condition or credit rating of an issuer of those securities may cause the value of the securities to decline.
- **Management Risk** — If a passively managed ETF does not fully replicate the underlying index, it is subject to the risk that the manager's investment management strategy may not produce the intended results.
- **Mezzanine Securities Risk** — Mezzanine securities carry the risk that the issuer will not be able to meet its obligations and that the equity securities purchased with the mezzanine investments may lose value.
- **Model Risk** — The Fund seeks to pursue its investment objective by using proprietary models that incorporate quantitative analysis. Investments selected using these models may perform differently than as forecasted due to the factors incorporated into the models and the weighting of each factor, changes from historical trends, and issues in the construction and implementation of the models (including, but not limited to, software issues and other technological issues). There is no guarantee that BlackRock's use of these models will result in effective investment decisions for the Fund.

The information and data used in the models may be supplied by third parties. Inaccurate or incomplete data may limit the effectiveness of the models. In addition, some of the data that BlackRock uses may be historical data, which may not accurately predict future market movement. There is a risk that the models will not be successful in selecting investments or in determining the weighting of investment positions that will enable the Fund to achieve its investment objective.
- **National Closed Market Trading Risk** — To the extent that the underlying securities and/or other assets held by an Underlying Fund that is an ETF trade on foreign exchanges or in foreign markets that may be closed when the securities exchange on which the Underlying Fund's shares trade is open, there are likely to be deviations between the current price of such an underlying security and the last quoted price for the underlying security (i.e., an Underlying Fund's quote from the closed foreign market). The impact of a closed foreign market on an Underlying Fund is likely to be greater where a large portion of the Underlying Fund's underlying securities and/or other assets trade on that closed foreign market or when the foreign market is closed for unscheduled reasons. These deviations could result in premiums or discounts to one or more of the Underlying Funds' net asset values that may be greater than those experienced by other ETFs.
- **"New Issues" Risk** — "New issues" are initial public offerings ("IPOs") of equity securities. Securities issued in IPOs have no trading history, and information about the companies may be available for very limited periods. In addition, the prices of securities sold in IPOs may be highly volatile or may decline shortly after the IPO.
- **Passive Investment Risk** — Because BFA does not select individual companies in the underlying indexes for certain Underlying Funds, those Underlying Funds may hold securities of companies that present risks that an investment adviser researching individual securities might seek to avoid.
- **Pay-in-kind Bonds Risk** — Similar to zero coupon obligations, pay-in-kind bonds also carry additional risk as holders of these types of securities realize no cash until the cash payment date unless a portion of such securities is sold and, if the issuer defaults, the Fund may obtain no return at all on its investment. The market price of pay-in-kind bonds is affected by interest rate changes to a greater extent, and therefore tends to be more volatile, than that of securities which pay interest in cash.
- **Preferred Securities Risk** — Preferred securities may pay fixed or adjustable rates of return. Preferred securities are subject to issuer-specific and market risks applicable generally to equity securities. In addition, a company's preferred securities generally pay dividends only after the company makes required payments to holders of its bonds and other debt. For this reason, the value of preferred securities will usually react more strongly than bonds and other debt to actual or perceived changes in the company's financial condition or prospects. Preferred securities of smaller companies may be more vulnerable to adverse developments than preferred securities of larger companies.
- **Real Estate-Related Securities Risk** — The main risk of real estate-related securities is that the value of the underlying real estate may go down. Many factors may affect real estate values. These factors include both the

general and local economies, vacancy rates, tenant bankruptcies, the ability to re-lease space under expiring leases on attractive terms, the amount of new construction in a particular area, the laws and regulations (including zoning, environmental and tax laws) affecting real estate and the costs of owning, maintaining and improving real estate. The availability of mortgage financing and changes in interest rates may also affect real estate values. If the Fund's real estate-related investments are concentrated in one geographic area or in one property type, the Fund will be particularly subject to the risks associated with that area or property type. Many issuers of real estate-related securities are highly leveraged, which increases the risk to holders of such securities. The value of the securities the Fund buys will not necessarily track the value of the underlying investments of the issuers of such securities.

- **REIT Investment Risk** — Investments in REITs involve unique risks. REITs may have limited financial resources, may trade less frequently and in limited volume, may engage in dilutive offerings of securities and may be more volatile than other securities. REIT issuers may also fail to maintain their exemptions from investment company registration or fail to qualify for the “dividends paid deduction” under the Internal Revenue Code of 1986, as amended (the “Internal Revenue Code”), which allows REITs to reduce their corporate taxable income for dividends paid to their shareholders.
- **Representative Sampling Risk** — Representative sampling is a method of indexing that involves investing in a representative sample of securities that collectively have a similar investment profile to the index and resemble the index in terms of risk factors and other key characteristics. An ETF may or may not hold every security in the index. When an ETF deviates from a full replication indexing strategy to utilize a representative sampling strategy, the ETF is subject to an increased risk of tracking error, in that the securities selected in the aggregate for the ETF may not have an investment profile similar to those of its index.
- **Reverse Repurchase Agreements Risk** — Reverse repurchase agreements involve the sale of securities held by the Fund with an agreement to repurchase the securities at an agreed-upon price, date and interest payment. Reverse repurchase agreements involve the risk that the other party may fail to return the securities in a timely manner or at all. The Fund could lose money if it is unable to recover the securities and the value of the collateral held by the Fund, including the value of the investments made with cash collateral, is less than the value of the securities. These events could also trigger adverse tax consequences for the Fund. In addition, reverse repurchase agreements involve the risk that the interest income earned in the investment of the proceeds will be less than the interest expense.
- **Shares of an ETF May Trade at Prices Other Than Net Asset Value** — Shares of an ETF trade on exchanges at prices at, above or below their most recent net asset value (“NAV”). The per share net asset value of an ETF is calculated at the end of each business day and fluctuates with changes in the market value of the ETF's holdings since the most recent calculation. The trading prices of an ETF's shares fluctuate continuously throughout trading hours based on market supply and demand rather than net asset value. The trading prices of an ETF's shares may deviate significantly from net asset value during periods of market volatility. Any of these factors may lead to an ETF's shares trading at a premium or discount to net asset value. However, because shares can be created and redeemed in creation units, which are aggregated blocks of shares that authorized participants who have entered into agreements with the ETF's distributor can purchase or redeem directly from the ETF, at net asset value (unlike shares of many closed-end funds, which frequently trade at appreciable discounts from, and sometimes at premiums to, their net asset values), large discounts or premiums to the net asset value of an ETF are not likely to be sustained over the long-term. While the creation/redemption feature is designed to make it likely that an ETF's shares normally trade on exchanges at prices close to the ETF's next calculated net asset value, exchange prices are not expected to correlate exactly with an ETF's net asset value due to timing reasons as well as market supply and demand factors. In addition, disruptions to creations and redemptions or the existence of extreme market volatility may result in trading prices that differ significantly from net asset value. If a shareholder purchases at a time when the market price is at a premium to the net asset value or sells at a time when the market price is at a discount to the net asset value, the shareholder may sustain losses.
- **Short Sales Risk** — Because making short sales in securities that it does not own exposes the Fund to the risks associated with those securities, such short sales involve speculative exposure risk. The Fund will incur a loss as a result of a short sale if the price of the security increases between the date of the short sale and the date on which the Fund replaces the security sold short.
- **Small and Mid-Capitalization Company Risk** — Companies with small or mid-size market capitalizations will normally have more limited product lines, markets and financial resources and will be dependent upon a more limited management group than larger capitalized companies. In addition, it is more difficult to get information on smaller companies, which tend to be less well known, have shorter operating histories, do not have significant ownership by large investors and are followed by relatively few securities analysts.
- **Small Cap and Emerging Growth Securities Risk** — Small cap or emerging growth companies may have limited product lines or markets. They may be less financially secure than larger, more established companies. They may depend on a more limited management group than larger capitalized companies.
- **Structured Notes Risk** — Structured notes and other related instruments purchased by the Fund are generally privately negotiated debt obligations where the principal and/or interest is determined by reference to the performance of a specific asset, benchmark asset, market or interest rate (“reference measure”). The purchase of structured notes exposes the Fund to the credit risk of the issuer of the structured product. Structured notes may

be leveraged, increasing the volatility of each structured note's value relative to the change in the reference measure. Structured notes may also be less liquid and more difficult to price accurately than less complex securities and instruments or more traditional debt securities.

- **Tracking Error Risk** — Tracking error is the divergence of an Underlying Fund's performance from that of its underlying index. Tracking error may occur because of differences between the securities and other instruments held in an Underlying Fund's portfolio and those included in its underlying index, pricing differences (including, as applicable, differences between a security's price at the local market close and an Underlying Fund's valuation of a security at the time of calculation of an Underlying Fund's NAV, differences in transaction costs, an Underlying Fund's holding of uninvested cash, differences in timing of the accrual of or the valuation of dividends or other distributions, interest, the requirements to maintain pass-through tax treatment, portfolio transactions carried out to minimize the distribution of capital gains to shareholders, changes to an underlying index and the cost to an Underlying Fund of complying with various new or existing regulatory requirements. These risks may be heightened during times of increased market volatility or other unusual market conditions. In addition, tracking error may result because an Underlying Fund incurs fees and expenses, while its underlying index does not.
- **U.S. Government Issuer Risk** — Treasury obligations may differ in their interest rates, maturities, times of issuance and other characteristics. Obligations of U.S. Government agencies and authorities are supported by varying degrees of credit but generally are not backed by the full faith and credit of the U.S. Government. No assurance can be given that the U.S. Government will provide financial support to its agencies and authorities if it is not obligated by law to do so.
- **Warrants Risk** — If the price of the underlying stock does not rise above the exercise price before the warrant expires, the warrant generally expires without any value and the Fund will lose any amount it paid for the warrant. Thus, investments in warrants may involve substantially more risk than investments in common stock. Warrants may trade in the same markets as their underlying stock; however, the price of the warrant does not necessarily move with the price of the underlying stock.
- **When-Issued and Delayed Delivery Securities and Forward Commitments Risk** — When-issued and delayed delivery securities and forward commitments involve the risk that the security the Fund buys will lose value prior to its delivery. There also is the risk that the security will not be issued or that the other party to the transaction will not meet its obligation. If this occurs, the Fund may lose both the investment opportunity for the assets it set aside to pay for the security and any gain in the security's price.

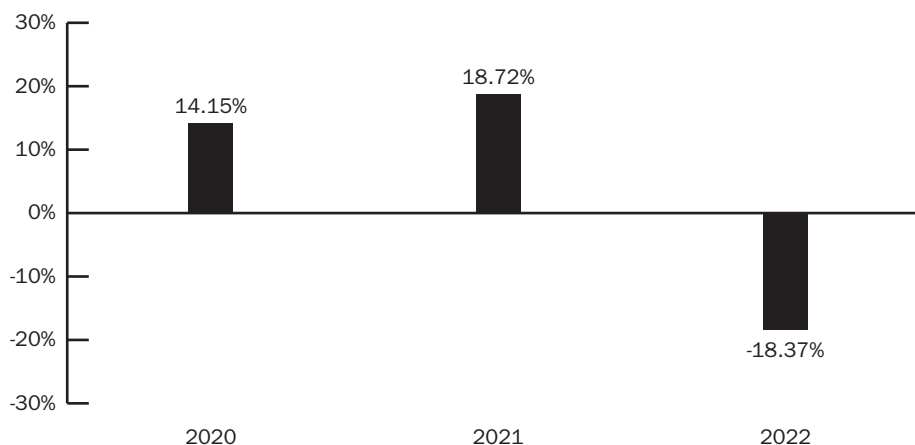
## **Performance Information**

---

The information shows you how LifePath Dynamic 2065 Fund's performance has varied year by year and provides some indication of the risks of investing in the Fund. The bar chart shows the returns for Class K Shares of the Fund for its three complete calendar year of operations. The average annual total returns table compares the performance of the Fund to that of the Russell 1000<sup>®</sup> Index and the LifePath Dynamic 2065 Fund Custom Benchmark, a customized weighted index comprised of the Bloomberg U.S. Aggregate Bond Index, Bloomberg U.S. Treasury Inflation Protected Securities (TIPS) Index (Series-L), FTSE EPRA Nareit Developed Index, MSCI ACWI ex USA IMI Index, Russell 1000<sup>®</sup> Index and Russell 2000<sup>®</sup> Index, which are representative of the asset classes in which the Fund invests according to their weightings as of March 31, 2022. The weightings of the indices in the LifePath Dynamic 2065 Fund Custom Benchmark are adjusted periodically to reflect the investment adviser's evaluation and adjustment of the Fund's asset allocation strategy. The returns of the LifePath Dynamic 2065 Fund Custom Benchmark shown in the average annual total returns table are not recalculated or restated when they are adjusted to reflect the Fund's asset allocation strategy but rather reflect the LifePath Dynamic 2065 Fund Custom Benchmark's actual allocation over time, which may be different from the current allocation. Effective July 29, 2022, the LifePath Dynamic 2065 Fund Custom Benchmark against which the Fund measures its performance will be changed to remove Bloomberg U.S. Aggregate Bond Index and to add Bloomberg U.S. Long Credit Bond Index, Bloomberg U.S. Intermediate Credit Bond Index, Bloomberg U.S. Long Government Bond Index, Bloomberg U.S. Intermediate Government Bond Index and Bloomberg U.S. Securitized: MBS, ABS and CMBS Index. Fund management believes that the updated LifePath Dynamic 2065 Fund Custom Benchmark is more representative of the sectors in which the Fund invests. To the extent that dividends and distributions have been paid by the Fund, the performance information of the Fund in the chart and table assumes reinvestment of the dividends and distributions. The table includes all applicable fees. How the Fund performed in the past (before and after taxes) is not necessarily an indication of how it will perform in the future. If BFA, BAL and their affiliates had not waived or reimbursed certain Fund expenses during these periods, the Fund's returns would have been lower. Updated information on the Fund's performance, including its current net asset value, can be obtained by visiting <http://www.blackrock.com> or can be obtained by phone at (800) 882-0052.



**Class K Shares**  
**ANNUAL TOTAL RETURNS**  
**LifePath Dynamic 2065 Fund**  
**As of 12/31**



During the periods shown in the bar chart, the highest return for a quarter was 19.82% (quarter ended June 30, 2020) and the lowest return for a quarter was -23.18% (quarter ended March 31, 2020).

**For the periods ended 12/31/22**  
**Average Annual Total Returns**

	<b>1 Year</b>	<b>Since Inception (October 30, 2019)</b>
LifePath Dynamic 2065 Fund — Class K Shares		
Return Before Taxes	(18.37)%	4.99%
Return After Taxes on Distributions	(18.92)%	3.41%
Return After Taxes on Distributions and Sale of Fund Shares	(10.75)%	3.44%
LifePath Dynamic 2065 Fund Custom Benchmark (Reflects no deduction for fees, expenses or taxes)	(18.40)%	5.36%
Russell 1000® Index (Reflects no deduction for fees, expenses or taxes)	(19.13)%	9.07%

After-tax returns are calculated using the historical highest individual federal marginal income tax rates and do not reflect the impact of state and local taxes. Actual after-tax returns depend on the investor's tax situation and may differ from those shown, and the after-tax returns shown are not relevant to investors who hold their shares through tax-deferred arrangements, such as 401(k) plans or individual retirement accounts. After-tax returns are shown for Institutional Shares only, and the after-tax returns for Investor A, Investor C and Class R Shares will vary.

**Investment Adviser**

The Fund's investment adviser is BlackRock Fund Advisors (previously defined as "BFA"). The Fund's sub-advisers are BlackRock International Limited and BlackRock (Singapore) Limited. Where applicable, "BFA" refers also to the Fund's sub-advisers.

**Portfolio Managers**

Name	Portfolio Manager of the Fund Since	Title
Philip Green	2019	Managing Director of BlackRock, Inc.
Chris Chung, CFA	2020	Managing Director of BlackRock, Inc.

**Purchase and Sale of Fund Shares**

Class K Shares of the Fund are available only to (i) certain employee benefit plans, such as health savings accounts, and certain employer-sponsored retirement plans (not including SEP IRAs, SIMPLE IRAs and SARSEPs) (collectively, "Employer-Sponsored Retirement Plans"), (ii) collective trust funds, investment companies and other pooled investment vehicles, each of which may purchase shares of the Fund through a Financial Intermediary that has entered into an agreement with the Fund's distributor to purchase such shares, (iii) "Institutional Investors," which include, but are not limited to, endowments, foundations, family offices, banks and bank trusts, local, city, and state governmental institutions, corporations and insurance company separate accounts, each of which may purchase shares of the Fund

through a Financial Intermediary that has entered into an agreement with the Fund's distributor to purchase such shares, (iv) clients of private banks that purchase shares of the Fund through a Financial Intermediary that has entered into an agreement with the Fund's distributor to sell such shares; (v) fee-based advisory platforms of a Financial Intermediary that (a) has specifically acknowledged in a written agreement with the Fund's distributor and/or its affiliate(s) that the Financial Intermediary shall offer such shares to fee-based advisory clients through an omnibus account held at the Fund or (b) transacts in the Fund's shares through another intermediary that has executed such an agreement and (vi) any other investors who met the eligibility criteria for BlackRock Shares or Class K Shares prior to August 15, 2016 and have continually held Class K Shares of the Fund in the same account since August 15, 2016.

You may purchase or redeem shares of the Fund each day the New York Stock Exchange is open. Purchase orders may also be placed by calling (800) 537-4942, by mail (c/o BlackRock Funds III, P.O. Box 534429, Pittsburgh, Pennsylvania 15253-4429), or online at [www.blackrock.com](http://www.blackrock.com). Institutional Investors are subject to a \$5 million minimum initial investment requirement. Other investors, including Employer-Sponsored Retirement Plans, have no minimum initial investment requirement. There is no minimum investment amount for additional purchases.

## ***Tax Information***

---

Different income tax rules apply depending on whether you are invested through a qualified tax-exempt plan described in section 401(a) of the Internal Revenue Code. If you are invested through such a plan (and Fund shares are not "debt-financed property" to the plan), then the dividends paid by the Fund and the gain realized from a redemption or exchange of Fund shares will generally not be subject to U.S. federal income taxes until you withdraw or receive distributions from the plan. If you are not invested through such a plan, then the Fund's dividends and gain from a redemption or exchange may be subject to U.S. federal income taxes and may be taxed as ordinary income or capital gains, unless you are a tax-exempt investor.

## ***Payments to Broker/Dealers and Other Financial Intermediaries***

---

If you purchase shares of the Fund through a Financial Intermediary the Fund and BlackRock Investments, LLC, the Fund's distributor, or its affiliates may pay the Financial Intermediary for the sale of Fund shares and related services. These payments may create a conflict of interest by influencing the Financial Intermediary and your individual financial professional to recommend the Fund over another investment.

Class K Shares are only available through a Financial Intermediary if the Financial Intermediary will not receive from Fund assets, or the Fund's distributor's or an affiliate's resources, any commission payments, shareholder servicing fees (including sub-transfer agent and networking fees), or distribution fees (including Rule 12b-1 fees) with respect to assets invested in Class K Shares.

Ask your individual financial professional or visit your Financial Intermediary's website for more information.

# Details About the Funds

---

This prospectus includes information about BlackRock LifePath® Dynamic Retirement Fund (“LifePath Dynamic Retirement Fund”), BlackRock LifePath® Dynamic 2025 Fund (“LifePath Dynamic 2025 Fund”), BlackRock LifePath® Dynamic 2030 Fund (“LifePath Dynamic 2030 Fund”), BlackRock LifePath® Dynamic 2035 Fund (“LifePath Dynamic 2035 Fund”), BlackRock LifePath® Dynamic 2040 Fund (“LifePath Dynamic 2040 Fund”), BlackRock LifePath® Dynamic 2045 Fund (“LifePath Dynamic 2045 Fund”), BlackRock LifePath® Dynamic 2050 Fund (“LifePath Dynamic 2050 Fund”), BlackRock LifePath® Dynamic 2055 Fund (“LifePath Dynamic 2055 Fund”), BlackRock LifePath® Dynamic 2060 Fund (“LifePath Dynamic 2060 Fund”) and BlackRock LifePath® Dynamic 2065 Fund (“LifePath Dynamic 2065 Fund”) (each, a “Fund” and together, the “Funds”), each a series of BlackRock Funds III (the “Trust”), including how to buy and sell shares, management information, shareholder features and your rights as a shareholder.

## ***Investment Time Horizons***

---

Each Fund seeks to provide for retirement outcomes based on quantitatively measured risk that investors on average may be willing to accept given a particular investment time horizon. An investor’s time horizon marks the point when the investor plans to start making net withdrawals from his or her investments, in other words, the time when they will cease making new contributions to their investments. For many Fund investors, their time horizon is tied to the date that they plan to retire and begin gradually utilizing their investment to support themselves in retirement. For other Fund investors, their time horizon may represent the date when they plan to make substantial withdrawals for another purpose, such as a major purchase.

As a general rule, investors with a longer time horizon have a greater tolerance for risk than investors with a shorter time horizon. Long-term investors are more likely to accept a greater risk of loss in exchange for the potential to achieve higher long-term returns. Each Fund has its own time horizon, as described in the applicable “Fund Overview” section in this prospectus, which affects the targeted risk level of that Fund and, in turn, its asset allocation.

The allocations for LifePath Dynamic Retirement Fund reflect the expectation that investors in or near retirement, or otherwise seeking current income, are willing to take some risk of loss of their investment in hopes of achieving moderate long-term growth of capital. LifePath Dynamic Retirement Fund is designed to help balance three risk factors that investors face during retirement: market risk (potential declines in market values), longevity risk (living longer than expected) and inflation risk (loss of purchasing power). Specifically, LifePath Dynamic Retirement Fund seeks to enable investors to maintain a steady withdrawal rate (about 3-5% per year) throughout their retirement while minimizing the risk of exhausting their investment. There is no guarantee that the performance of LifePath Dynamic Retirement Fund will be sufficient to enable this withdrawal rate or that any one withdrawal rate is appropriate for all investors. Investors should work with a financial advisor or other expert to determine a sustainable withdrawal rate for their circumstances, and that withdrawal rate should be periodically reassessed throughout retirement as the value of the investor’s portfolio changes.

The investment objective of each Fund is as follows. The investment objective of each Fund may be changed by the Trust’s Board of Trustees without shareholder approval.

- LifePath Dynamic Retirement Fund seeks to provide for retirement outcomes based on quantitatively measured risk. In pursuit of this objective, LifePath Dynamic Retirement Fund will be broadly diversified across global asset classes.
- Each of LifePath Dynamic 2025 Fund, LifePath Dynamic 2030 Fund, LifePath Dynamic 2035 Fund, LifePath Dynamic 2040 Fund, LifePath Dynamic 2045 Fund, LifePath Dynamic 2050 Fund, LifePath Dynamic 2055 Fund, LifePath Dynamic 2060 Fund and LifePath Dynamic 2065 Fund seeks to provide for retirement outcomes based on quantitatively measured risk. In pursuit of this objective, each Fund will be broadly diversified across global asset classes, with asset allocations becoming more conservative over time.

You should carefully consider the asset allocation and risks of each Fund before deciding whether to invest.

The Funds are designed to offer individual investors comprehensive asset allocation strategies tailored to the time when they expect to begin withdrawing assets. Asset allocation is the distribution of investments among broad types of asset classes: equity securities, bonds and money market instruments. To implement the asset allocation strategy, each Fund invests in a combination of Underlying Funds and related derivatives in proportions based on its own comprehensive investment strategy that gradually becomes more conservative as the year in the Fund’s name approaches, except for LifePath Dynamic Retirement Fund, which is already in its most conservative phase.

## **Which Fund to Consider**

---

The first step in choosing which Fund to consider is answering a key question: When will you need the money you are thinking of investing? Will it be in ten years, when your kids are ready for college? Or 30 years, when you retire?

The number in the name of most of the Funds is actually a year — a “target year” when you might expect to begin withdrawing your money. Selecting the Fund that may be most appropriate for your investment may be as simple as matching your target year with the closest Fund target year.

For example, let’s say that you are investing for retirement purposes, and that you expect to retire at age 65. If you are 45 years old, you have 20 years before retirement. By adding 20 to the current year, you can define your “target year.” If you expect to retire in the year 2043, as in this example, you may conclude that LifePath Dynamic 2045 Fund is the most appropriate Fund for you.

The investment mix of the Funds gradually shifts from a greater concentration of higher-risk investments (namely, equity funds, securities and related derivatives) to a greater concentration of lower-risk investments (namely, bond funds), thereby making the Funds increasingly conservative.

In making your investment decision, you should keep in mind:

- The Funds’ investment strategies derive from the risk tolerance of average investors with a particular time horizon.
- The Funds’ time horizons are based on the year in their name, except for LifePath Dynamic Retirement Fund, which is designed for investors who are currently withdrawing, or plan in the near future to begin withdrawing, a substantial portion of their investment.

If you are willing to accept a greater risk of loss in exchange for the potential to achieve higher long-term returns, you may invest some or all of your assets in a Fund with a longer time horizon. If you desire a more conservative investment and are willing to forego some potential returns, you may invest some or all of your assets in a Fund with a shorter time horizon. The final choice is yours.

## **A Further Discussion of the Principal Investment Strategies**

---

Each Fund allocates and reallocates its assets among a combination of equity, bond and money market funds (the “Underlying Funds”) and derivatives in proportions based on its own comprehensive investment strategy. Under normal circumstances, the Funds intend to invest primarily in affiliated open-end funds and affiliated exchange-traded funds (“ETFs”), some of which may be index funds.

The Funds with longer time horizons invest a greater portion of their assets in equity Underlying Funds and equity related derivatives, which provide a greater opportunity for capital appreciation over the long-term but have a greater risk of loss. The Funds with shorter time horizons invest a greater portion of their assets in fixed income Underlying Funds, fixed income related derivatives and money market instruments, which typically offer reduced risk and price volatility but forego some potential returns. Accordingly, under normal circumstances, the Funds with shorter time horizons have lower expected returns than the Funds with longer time horizons. In addition, each Fund may borrow, lend its portfolio securities to brokers, dealers and financial institutions, and invest the collateral in certain short-term instruments either directly or through one or more joint accounts or money market funds, as described in greater detail in the Funds’ combined Statement of Additional Information (“SAI”).

As each Fund approaches its designated time horizon, it systematically seeks to reduce the level of risk by allocating assets more conservatively. This systematic shift toward more conservative investments is designed to reduce the risk of significant reductions in the value of an investment in a Fund as it approaches its time horizon.

For example, LifePath Dynamic Retirement Fund has entered its “retirement phase” and seeks to maximize returns consistent with the risk that an average investor in retirement may be willing to accept. This does not mean, however, that it invests exclusively, or primarily, in Underlying Funds that are money market funds. Rather, because BlackRock Fund Advisors (“BFA”) believes that most investors are still willing to take some risks in pursuing returns even while drawing on their investments, almost all of LifePath Dynamic Retirement Fund’s assets will continue to be allocated to Underlying Funds that are equity and bond funds.

In determining the allocation of assets, BFA uses a proprietary investment model that analyzes securities market data, including risk, asset class correlations, and expected returns, to provide portfolio allocations. The allocations are periodically monitored and adjusted in an effort to maximize expected return for a given level of risk. In addition, the allocations of each Fund are rebalanced on a quarterly basis to reflect the Fund’s asset allocation to more conservative asset classes as it approaches its target date.

In managing the Funds, BFA focuses on long-term targets and objectives. The Underlying Funds invest in a mix of equity securities, bonds and money market instruments. Certain Underlying Funds invest in equity securities of issuers that are primarily engaged in or related to the real estate industry, real estate investment trusts (“REITs”), foreign

securities, emerging market securities, below investment-grade bonds, commodity-related instruments and derivatives, which are subject to additional risks, as described in the “Details About the Funds — A Further Discussion of Risk Factors” section of this prospectus and/or the “Investment Risks and Considerations” section of the SAI.

Each Fund may, when consistent with its investment goal, buy or sell options or futures, or enter into total return swaps and foreign currency transactions (collectively, commonly known as derivatives). Each Fund may seek to obtain market exposure to the securities in which it primarily invests by entering into a series of purchase and sale contracts or by using other investment techniques (such as reverse repurchase agreements or dollar rolls). Each Fund may use derivatives as a substitute for taking a position in an Underlying Fund and/or as part of a strategy to reduce exposure to certain risks. Each Fund may also use derivatives to enhance return, in which case their use may involve leveraging risk. Derivatives that are used as a substitute for taking a position in an Underlying Fund, to reduce exposure to risks (other than duration or currency risk) or to enhance return will increase or decrease the Fund’s equity or fixed income allocations for purposes of the glide path by the notional amount of such derivatives. Derivatives that are used to manage duration or hedge currency risk will not be allocated to the Fund’s equity or fixed income allocations for purposes of the glide path.

Within the prescribed percentage allocations to equity and fixed-income, BFA seeks to diversify the Funds. The equity allocation may be further diversified by style (including both value and growth funds and issuers), market capitalization (including large cap, mid cap, small cap and emerging growth funds and issuers), region (including domestic and international (including emerging market) funds and issuers) or other factors. The fixed-income allocation may be further diversified by sector (including government, corporate, agency, and other sectors), duration (a calculation of the average life of a bond which measures its price risk), credit quality (including non-investment grade debt or junk bonds), geographic location (including U.S. and foreign-issued securities), or other factors. Though BFA seeks to diversify the Funds, certain Underlying Funds may concentrate their investments in specific sectors or geographic regions or countries. The percentage allocation to the various styles of equity and fixed-income are determined at the discretion of the investment team and can be changed to reflect the current market environment. The Funds and certain Underlying Funds may also lend securities with a value up to 33 $\frac{1}{3}$ % of their respective total assets to financial institutions that provide cash or securities issued or guaranteed by the U.S. Government as collateral.

When a Fund reaches its stated time horizon and enters its most conservative phase, the allocation of its assets is expected to be similar to that of LifePath Dynamic Retirement Fund. Such Fund and LifePath Dynamic Retirement Fund may then continue to operate as separate funds or, subject to approval by the Trust’s Board of Trustees (the “Board”), they may be merged into a single fund.

### **Other Strategies Applicable to the Funds**

In addition to the principal strategies discussed above, each Fund may also invest or engage in the following investments/strategies:

- **Borrowing** — Each Fund may borrow up to the limits set forth under the Investment Company Act of 1940, as amended (the “Investment Company Act”), the rules and regulations thereunder and any applicable exemptive relief.
- **Illiquid Investments** — Each Fund may invest up to an aggregate amount of 15% of its net assets in illiquid investments. An illiquid investment is any investment that the Fund reasonably expects cannot be sold or disposed of in current market conditions in seven calendar days or less without the sale or disposition significantly changing the market value of the investment.
- **Securities Lending** — Each Fund may lend securities with a value up to 33 $\frac{1}{3}$ % of its total assets to financial institutions that provide cash or securities issued or guaranteed by the U.S. Government as collateral.
- **Short-Term Securities** — Each Fund may invest in money market securities or commercial paper.
- **U.S. Government Obligations** — Each Fund may invest in debt of the U.S. Government. There are no restrictions on the maturity of the debt securities in which a Fund may invest.

### **ABOUT THE PORTFOLIO MANAGEMENT TEAM OF THE FUNDS**

The Funds are managed by a team of financial professionals. Philip Green and Chris Chung, CFA, are the portfolio managers and are jointly and primarily responsible for the day-to-day management of each Fund. Please see “Management of the Funds — Portfolio Managers” for additional information about the portfolio management team.

### **Information About the Underlying Funds**

Five of the Underlying Funds — Diversified Equity Master Portfolio, International Tilts Master Portfolio, Large Cap Index Master Portfolio, Total International ex U.S. Index Master Portfolio and U.S. Total Bond Index Master Portfolio — are diversified portfolios of Master Investment Portfolio. One of the Underlying Funds — CoreAlpha Bond Master Portfolio — is a diversified portfolio of Master Investment Portfolio II.

Fifteen of the Underlying Funds — BlackRock Advantage Emerging Markets Fund, BlackRock Advantage Large Cap Growth Fund, BlackRock Advantage Small Cap Growth Fund, BlackRock Emerging Markets Fund, Inc., BlackRock High Yield Bond Portfolio, BlackRock Sustainable Advantage Large Cap Core Fund, BlackRock Tactical Opportunities Fund, BlackRock Total Factor Fund, CoreAlpha Bond Master Portfolio, International Tilts Master Portfolio, iShares Developed Real Estate Index Fund and Master Small Cap Index Series — are managed by BlackRock Advisors, LLC (“BAL”), an affiliate of BFA and administrator for the Funds.

The remaining Underlying Funds, other than BlackRock Cash Funds: Treasury (the “Underlying Money Market Fund”) and BlackRock Diversified Fixed Income Fund, are ETFs that are part of the iShares ETF family of funds (“Underlying iShares Funds”). Each of the Underlying iShares Funds seeks investment results that correspond generally to the performance, before fees and expenses, of its underlying index. As a result, adverse performance of a particular security in an Underlying iShares Fund’s portfolio will ordinarily not result in the elimination of the security from the Underlying iShares Fund’s portfolio. Each Underlying iShares Fund offers and issues iShares at their net asset value per share only to certain institutional investors in aggregations of a specified number of iShares, generally in exchange for a basket of securities included in its underlying index, together with the deposit of a specified cash payment. The iShares for these Underlying iShares Funds are listed and traded on national securities exchanges and also may be listed on certain non-U.S. exchanges. BFA purchases iShares on behalf of the Funds in the secondary market.

The relative weightings for each Fund in the various Underlying Funds will vary over time, and BFA is not required to invest any Fund’s assets in each of the Underlying Funds or in any particular percentage in any given Underlying Fund. BFA may, in its discretion, add, eliminate or replace Underlying Funds at any time without notice to shareholders.

Each Fund currently expects to invest in some or all of the Underlying Funds described below:

## **Equity Funds**

### **BlackRock Advantage Emerging Markets Fund**

BlackRock Advantage Emerging Markets Fund seeks long-term capital appreciation. Under normal circumstances, BlackRock Advantage Emerging Markets Fund seeks to invest at least 80% of its net assets plus the amount of any borrowings for investment purposes in equity securities issued by, or tied economically to, companies in emerging markets and derivatives that have similar economic characteristics to such securities. BAL considers an emerging market country to include any country that is: (1) generally recognized to be an emerging market country by the international financial community, including the World Bank; (2) classified by the United Nations as a developing country; or (3) included in the MSCI Emerging Markets Index (the “MSCI EM Index”). BAL determines that an investment is tied economically to an emerging market if such investment satisfies one or more of the following conditions: (1) the issuer’s primary trading market is in an emerging market; (2) the issuer is organized under the laws of, derives at least 50% of its revenue from, or has at least 50% of its assets in emerging markets; and (3) the investment is included in an index representative of emerging markets. Equity securities include common stock, preferred stock, convertible securities and depositary receipts. Generally, BlackRock Advantage Emerging Markets Fund will invest in equities or other financial instruments that are components of, or have characteristics similar to, the securities included in the MSCI EM Index. The MSCI EM Index is a capitalization-weighted index from a broad range of industries chosen for market size, liquidity and industry group representation. BlackRock Advantage Emerging Markets Fund primarily seeks to buy common stock and may also invest in preferred stock and convertible securities. From time to time, BlackRock Advantage Emerging Markets Fund may invest in shares of companies through “new issues” or initial public offerings. BlackRock Advantage Emerging Markets Fund may use derivatives, including options, futures, swaps (including, but not limited to, total return swaps, some of which may be referred to as contracts for difference) and forward contracts, both to seek to increase the return of BlackRock Advantage Emerging Markets Fund and to hedge (or protect) the value of its assets against adverse movements in currency exchange rates, interest rates and movements in the securities markets. In order to manage cash flows into or out of BlackRock Advantage Emerging Markets Fund effectively, BlackRock Advantage Emerging Markets Fund may buy and sell financial futures contracts or options on such contracts. Derivatives are financial instruments whose value is derived from another security, a currency or an index, including but not limited to the MSCI EM Index. The use of options, futures, swaps (including, but not limited to, total return swaps, some of which may be referred to as contracts for difference) and forward contracts can be effective in protecting or enhancing the value of BlackRock Advantage Emerging Markets Fund’s assets.

### **BlackRock Advantage Large Cap Growth Fund**

BlackRock Advantage Large Cap Growth Fund seeks long-term capital appreciation. Under normal circumstances, BlackRock Advantage Large Cap Growth Fund seeks to invest at least 80% of its net assets plus the amount of any borrowings for investment purposes in large cap equity securities of U.S. issuers and derivatives that have similar economic characteristics to such securities. For purposes of BlackRock Advantage Large Cap Growth Fund’s 80% policy, large cap equity securities are equity securities that at the time of purchase have a market capitalization within the range of companies included in the Russell 1000<sup>®</sup> Growth Index (the “Russell 1000 Growth Index”). BlackRock Advantage Large Cap Growth Fund is a growth fund and primarily intends to invest in equity securities, which include common stock, preferred stock and convertible securities, or other financial instruments that are components of, or

have characteristics similar to, the securities included in the Russell 1000 Growth Index. The Russell 1000 Growth Index is a capitalization-weighted index from a broad range of industries chosen for market size, liquidity and industry group representation. BlackRock Advantage Large Cap Growth Fund primarily seeks to buy common stock and may also invest in preferred stock and convertible securities. From time to time, BlackRock Advantage Large Cap Growth Fund may invest in shares of companies through “new issues” or initial public offerings. BlackRock Advantage Large Cap Growth Fund may use derivatives, including options, futures, swaps (including, but not limited to, total return swaps, some of which may be referred to as contracts for difference) and forward contracts, both to seek to increase the return of BlackRock Advantage Large Cap Growth Fund and to hedge (or protect) the value of its assets against adverse movements in interest rates and movements in the securities markets. In order to manage cash flows into or out of BlackRock Advantage Large Cap Growth Fund effectively, BlackRock Advantage Large Cap Growth Fund may buy and sell financial futures contracts or options on such contracts. Derivatives are financial instruments whose value is derived from another security, a currency or an index, including but not limited to the Russell 1000 Growth Index. The use of options, futures, swaps and forward contracts can be effective in protecting or enhancing the value of BlackRock Advantage Large Cap Growth Fund’s assets.

### **BlackRock Advantage Small Cap Growth Fund**

BlackRock Advantage Small Cap Growth Fund seeks long-term capital growth. Under normal circumstances, BlackRock Advantage Small Cap Growth Fund will invest at least 80% of its net assets (plus any borrowings for investment purposes) in equity securities of small cap companies and at least 80% of its net assets (plus any borrowings for investment purposes) in securities or instruments of issuers located in the United States. Equity securities consist primarily of common stock, preferred stock, securities convertible into common stock and securities or other instruments whose price is linked to the value of common stock, such as derivatives. BlackRock Advantage Small Cap Growth Fund seeks to buy primarily common stock but also can invest in preferred stock, convertible securities and other equity securities. BlackRock Advantage Small Cap Growth Fund management team focuses on small capitalization companies that Fund management believes have above average prospects for earnings growth. Although a universal definition of small-capitalization companies does not exist, BlackRock Advantage Small Cap Growth Fund generally defines these companies as those with market capitalizations, at the time of BlackRock Advantage Small Cap Growth Fund’s investment, comparable in size to the companies in the Russell 2000® Growth Index (between approximately \$566 million and \$7.88 billion as of December 31, 2022). In the future, BlackRock Advantage Small Cap Growth Fund may define small-capitalization companies using a different index or classification system. From time to time BlackRock Advantage Small Cap Growth Fund may invest in shares of companies through “new issues” or initial public offerings. BlackRock Advantage Small Cap Growth Fund may use derivatives, including options, warrants, futures, swaps and forward contracts both to seek to increase the return of BlackRock Advantage Small Cap Growth Fund and to hedge (or protect) the value of its assets against adverse movements in currency exchange rates, interest rates and movements in the securities markets. In order to manage cash flows into or out of BlackRock Advantage Small Cap Growth Fund effectively, BlackRock Advantage Small Cap Growth Fund may buy and sell financial futures contracts or options on such contracts. Derivatives are financial instruments whose value is derived from another security, a commodity (such as oil or gas), a currency or an index, including but not limited to the Russell 2000® Growth Index. The use of options, futures, swaps and forward contracts can be effective in protecting or enhancing the value of BlackRock Advantage Small Cap Growth Fund’s assets. BlackRock Advantage Small Cap Growth Fund will seek to pursue its investment objective by investing in small cap growth securities in a disciplined manner using proprietary return forecast models. These forecast models are designed to identify aspects of mispricing across stocks, which BlackRock Advantage Small Cap Growth Fund can seek to capture by over- and under-weighting particular equities while seeking to control incremental risk. BlackRock Advantage Small Cap Growth Fund also may use indexed or inverse securities.

### **BlackRock Emerging Markets Fund, Inc.**

BlackRock Emerging Markets Fund, Inc. seeks long-term capital appreciation by investing in securities, principally equity securities, of issuers in countries having smaller capital markets. Under normal conditions, BlackRock Emerging Markets Fund, Inc. invests at least 80% of its net assets plus any borrowings for investment purposes in equity securities of issuers located in countries with developing capital markets. Equity securities consist primarily of common and preferred stocks and depositary receipts, and include securities convertible into common stock, and securities or other instruments whose price is linked to the value of common stock. A developing capital market is the market of any country that the World Bank, the International Finance Corporation, the United Nations or its authorities have determined to have a low or middle income economy. Countries with developing capital markets can be found in regions such as Asia, Latin America, Eastern Europe and Africa. For this purpose, developing capital markets include, but are not limited to, the markets of all countries that comprise the MSCI Emerging Markets Index. BlackRock Emerging Markets Fund, Inc. may also consider an issuer to be located in a country that has a developing capital market if at least 50% of the issuer’s assets, gross revenues or profits in any one of the last two years represents assets or activities located in such countries. BlackRock Emerging Markets Fund, Inc. may invest up to 20% of its assets in equity securities of issuers domiciled in the People’s Republic of China (“China” or the “PRC” and, for the purpose of this policy, excluding Hong Kong, Macau and Taiwan) and listed in China that are accessible through the Shanghai-Hong Kong Stock Connect program or the Shenzhen-Hong Kong Stock Connect program. BlackRock Emerging

Markets Fund, Inc. may also invest in fixed income securities issued by companies and governments in these countries, as well as mezzanine investments. BlackRock Emerging Markets Fund, Inc. normally invests in at least three countries at any given time. BlackRock Emerging Markets Fund, Inc. can invest in securities denominated in either U.S. dollars or foreign currencies. BlackRock Emerging Markets Fund, Inc. has not established any rating or maturity criteria for the debt securities in which it may invest. From time to time BlackRock Emerging Markets Fund, Inc. may invest in shares of companies through initial public offerings. Fund management may, when consistent with BlackRock Emerging Markets Fund, Inc.'s investment objective, buy or sell options or futures on a security or an index of securities, or enter into interest rate or foreign currency transactions, including swaps (collectively, commonly known as derivatives). BlackRock Emerging Markets Fund, Inc.'s exposure to certain markets may be effected through investments in participation notes or other structured or derivative instruments that are designed to replicate, or otherwise provide exposure to, the performance of securities listed in such markets.

### **BlackRock Sustainable Advantage Large Cap Core Fund**

BlackRock Sustainable Advantage Large Cap Core Fund seeks to provide total return while seeking to maintain certain environmental, social and governance (“ESG”) characteristics, climate risk exposure and climate opportunities relative to BlackRock Sustainable Advantage Large Cap Core Fund’s benchmark. Under normal circumstances, BlackRock Sustainable Advantage Large Cap Core Fund seeks to invest at least 80% of its net assets plus the amount of any borrowings for investment purposes in large cap equity securities and derivatives that have similar economic characteristics to such securities. For purposes of BlackRock Sustainable Advantage Large Cap Core Fund’s 80% policy, large cap equity securities are equity securities that at the time of purchase have a market capitalization within the range of companies included in the Russell 1000<sup>®</sup> Index. The companies included in the Russell 1000<sup>®</sup> Index have market capitalizations that range from approximately \$242 million to \$2.4 trillion as of August 31, 2022. Equity securities include common stock, preferred stock and convertible securities. BlackRock Sustainable Advantage Large Cap Core Fund primarily seeks to buy common stock. BlackRock Sustainable Advantage Large Cap Core Fund seeks to maintain certain ESG characteristics, climate risk exposure and climate opportunities relative to the Russell 1000<sup>®</sup> Index. Specifically, BlackRock Sustainable Advantage Large Cap Core Fund generally seeks to invest in a portfolio of equity securities that, in BAL’s view, (i) has an aggregate environmental, social and governance (“ESG”) assessment that is better than the aggregate ESG assessment of the Russell 1000<sup>®</sup> Index, (ii) has an aggregate carbon emissions assessment that is lower than that of the Russell 1000<sup>®</sup> Index, and (iii) in the aggregate, includes issuers that BAL believes are better positioned to capture climate opportunities relative to the issuers in the Russell 1000<sup>®</sup> Index. BAL seeks to utilize exclusionary screens in determining the investment universe and to incorporate investment insights related to ESG characteristics in the portfolio construction process. To determine BlackRock Sustainable Advantage Large Cap Core Fund’s investable universe, BlackRock Sustainable Advantage Large Cap Core Fund management will first seek to screen out certain issuers based on ESG criteria determined by BAL. Such screening criteria principally includes: (i) issuers that derive any revenue from the production of controversial weapons; (ii) issuers that derive any revenue from the production of civilian firearms; (iii) issuers that derive any revenue from the production of tobacco-related products; (iv) issuers that derive more than five percent of revenue from thermal coal generation, unless such issuers either (a) have made certain commitments to reduce climate impact or (b) derive at least fifty percent of revenue from alternative energy sources; (v) issuers that derive more than five percent of revenue from thermal coal mining; and (vi) issuers that derive more than five percent of revenue from oil sands extraction. BlackRock Sustainable Advantage Large Cap Core Fund relies on third-party ratings agencies to identify issuers for purposes of the above screening criteria. BlackRock Sustainable Advantage Large Cap Core Fund’s screening criteria is measured at the time of investment and is dependent upon information and data that may be incomplete, inaccurate or unavailable. Where BlackRock Sustainable Advantage Large Cap Core Fund’s screening criteria looks solely to third-party ratings or data, issuers are only screened to the extent such ratings or data have been assigned or made available by the third parties. This screening criteria is subject to change over time at BAL’s discretion. In addition, BlackRock Sustainable Advantage Large Cap Core Fund may gain indirect exposure (through, including but not limited to, derivatives and investments in other investment companies) to issuers with exposures that are inconsistent with the ESG-related criteria used by BlackRock Sustainable Advantage Large Cap Core Fund management. BlackRock Sustainable Advantage Large Cap Core Fund then seeks to pursue its investment objective by investing in equity securities in a disciplined manner, by using proprietary return forecast models that incorporate quantitative analysis. These forecast models are designed to identify aspects of mispricing across stocks which BlackRock Sustainable Advantage Large Cap Core Fund can seek to capture by over- and under-weighting particular equities while seeking to control incremental risk. The investment process is driven with systematic and quantitative implementation based on an issuer’s expected returns, which include measurable ESG characteristics, risk and transaction costs, as determined by BAL’s proprietary research. BAL then constructs and rebalances the portfolio’s weightings by integrating its investment insights with the model-based optimization process. Certain of the investment insights relate to ESG characteristics in BAL-defined categories, including, but not limited to, (i) superior growth characteristics of issuers, (ii) risk mitigation characteristics of issuers, (iii) themes related to social matters and (iv) economic transition, which includes, but is not limited to, environmental considerations. Examples of such ESG characteristics include management quality, governance, controversies at issuers, public health analytics and an issuer’s innovation-oriented research and development. The ESG characteristics utilized in the portfolio construction process may change over time and one or more characteristics may not be relevant to all issuers that are eligible for investment. From time to time BlackRock



Sustainable Advantage Large Cap Core Fund may invest in shares of companies through “new issues” or initial public offerings (“IPOs”). BlackRock Sustainable Advantage Large Cap Core Fund may use derivatives, including options, futures, swaps (including, but not limited to, total return swaps, some of which may be referred to as contracts for difference) and forward contracts, both to seek to increase the return of BlackRock Sustainable Advantage Large Cap Core Fund and to hedge (or protect) the value of its assets against adverse movements in currency exchange rates, interest rates and movements in the securities markets. In order to manage cash flows into or out of BlackRock Sustainable Advantage Large Cap Core Fund effectively, BlackRock Sustainable Advantage Large Cap Core Fund may buy and sell financial futures contracts or options on such contracts. Derivatives are financial instruments whose value is derived from another security, a currency or an index, including but not limited to the Russell 1000<sup>®</sup> Index. The use of options, futures, swaps and forward contracts can be effective in protecting or enhancing the value of BlackRock Sustainable Advantage Large Cap Core Fund’s assets.

### **Diversified Equity Master Portfolio**

Diversified Equity Master Portfolio seeks to provide long-term appreciation of capital. Diversified Equity Master Portfolio invests, under normal circumstances, at least 80% of its net assets, plus the amount of any borrowings for investment purposes, in equity securities, including common stock, preferred stock, securities convertible into common stock and securities or other instruments whose price is linked to the value of common stock. Diversified Equity Master Portfolio will provide interestholders with at least 60 days’ notice of any change to Diversified Equity Master Portfolio’s non-fundamental policy to invest at least 80% of the value of Diversified Equity Master Portfolio’s net assets, plus the amount of any borrowings for investment purposes, in equity securities, including common stock, preferred stock, securities convertible into common stock and securities or other instruments whose price is linked to the value of common stock. Diversified Equity Master Portfolio does not limit its investments to companies of any particular size, and may invest in equity securities of companies of any market capitalization. Equity securities include securities representing shares of ownership of a corporation (“common stock”), preferred stock, securities convertible into common stock and securities or other instruments whose price is linked to the value of common stock. Preferred stock is a class of stock that often pays dividends at a specified rate and has preference over common stock in dividend payments and liquidation of assets. Convertible securities typically pay current income as either interest (debt security convertibles) or dividends (preferred stock), and their value usually reflects both the stream of current income payments and the market value of the underlying common stock. Diversified Equity Master Portfolio may also invest in securities of foreign issuers from any country, including emerging market countries, and may invest in securities denominated in both U.S. dollars and non-U.S. dollar currencies. Diversified Equity Master Portfolio may use derivatives to hedge its portfolio against market and currency risks or to gain exposure to equity markets. Diversified Equity Master Portfolio may also use derivatives to hedge its investment portfolio against interest rate risks or to seek to enhance its return. Derivatives are financial instruments whose value is derived from another security, a commodity (such as oil or gold), a currency or an index such as the Russell 1000<sup>®</sup> Index. The derivatives that Diversified Equity Master Portfolio may use include options on portfolio positions or currencies, financial and currency futures, options on such futures, forward foreign currency transactions and swaps. Diversified Equity Master Portfolio may also invest in indexed and inverse securities.

### **International Tilts Master Portfolio**

International Tilts Master Portfolio seeks to provide long-term returns in excess of the total rate of return of the MSCI Europe Australasia Far East (“EAFE”) Index. Under normal circumstances, International Tilts Master Portfolio seeks to invest a majority of its net assets plus any borrowings for investment purposes in non-U.S. equity securities and equity like instruments of companies that are components of, or have characteristics similar to, the companies included in the MSCI EAFE Index. The MSCI EAFE Index is an equity index which captures large- and mid-cap representation across 21 developed markets countries around the world, excluding the United States and Canada. With 796 constituents, the MSCI EAFE Index covers approximately 85% of the free float-adjusted market capitalization in each country. International Tilts Master Portfolio primarily seeks to buy common stock and may also invest in preferred stock and convertible securities. From time to time International Tilts Master Portfolio may invest in shares of companies through “new issues” or initial public offerings. International Tilts Master Portfolio may also invest in securities denominated in both U.S. dollars and non-U.S. dollar currencies. International Tilts Master Portfolio may invest in securities of any market capitalization. Equity securities include securities representing shares of ownership of a corporation (“common stock”), preferred stock, securities convertible into common stock and securities or other instruments whose price is linked to the value of common stock. Preferred stock is a class of stock that often pays dividends at a specified rate and has preference over common stock in dividend payments and liquidation of assets. Convertible securities typically pay current income as either interest (debt security convertibles) or dividends (preferred stock), and their value usually reflects both the stream of current income payments and the market value of the underlying common stock. International Tilts Master Portfolio may use derivatives, including futures, swap agreements (including, but not limited to, total return swaps, some of which may be referred to as contracts for difference) and/or foreign exchange transactions, to manage the risk and return of International Tilts Master Portfolio. In order to manage cash flows into or out of International Tilts Master Portfolio effectively, International Tilts Master Portfolio may buy and sell financial futures contracts. Derivatives are financial instruments whose value is derived from another security, a commodity (such as oil or gas), a currency or an index, including but not limited to the MSCI EAFE Index. The use of futures,

swaps or foreign exchange transactions can be effective in managing the risk and return of International Tilts Master Portfolio. International Tilts Master Portfolio may engage in active and frequent trading of portfolio securities to achieve its primary investment strategies.

### **iShares Developed Real Estate Index Fund**

iShares Developed Real Estate Index Fund seeks to track the investment results of an index composed of real estate equities in developed markets. iShares Developed Real Estate Index Fund seeks to track the investment results of the FTSE EPRA Nareit Developed Index, which measures the stock performance of companies engaged in the ownership, disposal and development of income-producing real estate in developed countries as defined by FTSE EPRA Nareit. As of April 29, 2022, the FTSE EPRA Nareit Developed Index was comprised of stocks of companies in the following markets: Australia, Austria, Belgium, Canada, Finland, France, Germany, Hong Kong, Ireland, Israel, Italy, Japan, the Netherlands, New Zealand, Norway, Singapore, Spain, Sweden, Switzerland, the United Kingdom and the United States. The FTSE EPRA Nareit Developed Index may include large-, mid- or small-capitalization companies, and components primarily include REITs. The components of the FTSE EPRA Nareit Developed Index, and the degree to which these components represent certain industries, may change over time. BAL uses a representative sampling indexing strategy to manage iShares Developed Real Estate Index Fund. “Representative sampling” is an indexing strategy that involves investing in a representative sample of securities that collectively has an investment profile similar to that of the FTSE EPRA Nareit Developed Index. The securities selected are expected to have, in the aggregate, investment characteristics (based on factors such as market capitalization and industry weightings), fundamental characteristics (such as return variability and yield) and liquidity measures similar to those of the FTSE EPRA Nareit Developed Index. iShares Developed Real Estate Index Fund may or may not hold all of the securities in the FTSE EPRA Nareit Developed Index. iShares Developed Real Estate Index Fund generally invests at least 90% of its assets, plus the amount of any borrowing for investment purposes, in securities of the FTSE EPRA Nareit Developed Index and in depositary receipts representing securities of the FTSE EPRA Nareit Developed Index.

### **Large Cap Index Master Portfolio**

Large Cap Index Master Portfolio’s investment objective is to match the performance of the Russell 1000® Index as closely as possible before the deduction of Large Cap Index Master Portfolio expenses. Large Cap Index Master Portfolio attempts to achieve, in both rising and falling markets, a correlation of at least 95% between the total return of its net assets before fees and expenses and the total return of Large Cap Index Master Portfolio’s benchmark index, the Russell 1000® Index. Notwithstanding the factors described below, perfect (100%) correlation would be achieved if the total return of Large Cap Index Master Portfolio’s net assets, before fees and expenses, increased or decreased exactly as the total return of Large Cap Index Master Portfolio’s benchmark index increased or decreased. Large Cap Index Master Portfolio’s ability to match its investment performance to the investment performance of its benchmark index may be affected by, among other things, Large Cap Index Master Portfolio’s expenses, transactions costs, taxes, the size of the Large Cap Index Master Portfolio’s investment portfolio, changes in either the composition of the benchmark index or the assets of the Large Cap Index Master Portfolio, the amount of cash and cash equivalents held by Large Cap Index Master Portfolio, the manner in which the total return of Large Cap Index Master Portfolio’s benchmark index is calculated and the timing, frequency and size of interestholder purchases and withdrawals. Large Cap Index Master Portfolio will be substantially invested in equity securities in the Russell 1000® Index, and will invest, under normal circumstances, at least 80% of its net assets in securities or other financial instruments that are components of or have economic characteristics similar to the securities included in the Russell 1000® Index. For this purpose, net assets include any borrowings for investment purposes, calculated at the time the Large Cap Index Master Portfolio invests its assets. This is a non-fundamental policy of Large Cap Index Master Portfolio and may not be changed without 60 days’ prior notice to interestholders. Large Cap Index Master Portfolio may change its target index if Large Cap Index Master Portfolio management believes a different index would better enable Large Cap Index Master Portfolio to match the performance of the market segment represented by the current index. Large Cap Index Master Portfolio may invest in all stocks in the Russell 1000® Index in roughly the same proportions as their weightings in the Russell 1000® Index. For example, if 2% of the Russell 1000® Index is made up of the stock of a particular company, Large Cap Index Master Portfolio will normally invest approximately 2% of its assets in that company. This strategy is known as “full replication.” However, when Large Cap Index Master Portfolio management believes it would be cost efficient, Large Cap Index Master Portfolio management is authorized to deviate from full replication and to invest instead in a statistically selected sample of the stocks in the Russell 1000® Index which has aggregate investment characteristics, such as average market capitalization and industry weightings, similar to the Russell 1000® Index as a whole, but which involves less transaction cost than would be incurred through full replication. Large Cap Index Master Portfolio also may engage in futures transactions to manage its short-term liquidity and/or as substitutes for comparable market positions in the securities in its benchmark index. Large Cap Index Master Portfolio management may also purchase stocks not included in the Russell 1000® Index when it believes that it would be a cost efficient way of approximating the Russell 1000® Index’s performance to do so. Large Cap Index Master Portfolio management may omit or remove a security which is included in an index from the portfolio of Large Cap Index Master Portfolio if, following objective criteria, Large Cap Index Master Portfolio management judges the security to be insufficiently liquid or believes the merit of the investment has been substantially impaired by extraordinary events or financial conditions. If Large Cap Index Master Portfolio management uses these techniques,

Large Cap Index Master Portfolio may not track the Russell 1000® Index as closely as it would if it were fully replicating the Russell 1000® Index. Large Cap Index Master Portfolio may lend securities with a value up to 33⅓% of its total assets to financial institutions that provide cash or securities issued or guaranteed by the U.S. Government as collateral. Large Cap Index Master Portfolio will concentrate its investments (i.e., hold 25% or more of its total assets) in a particular industry or group of industries to approximately the same extent that the Russell 1000® Index is concentrated.

### **Master Small Cap Index Series**

Master Small Cap Index Series' investment objective is to match the performance of the Russell 2000® Index as closely as possible before the deduction of Master Small Cap Index Series expenses. Master Small Cap Index Series will not attempt to buy or sell securities based on the economic, financial or market analysis of the Manager, but will instead employ a "passive" investment approach. This means that the Manager will attempt to invest in a portfolio of assets whose performance is expected to match approximately the performance of the Russell 2000® Index before deduction of expenses. Master Small Cap Index Series will buy or sell securities only when the Manager believes it is necessary to do so in order to match the performance of the Russell 2000® Index. Accordingly, it is anticipated that Master Small Cap Index Series' portfolio turnover rate and trading costs will be lower than those of an "actively" managed fund. However, Master Small Cap Index Series has operating and other expenses, while an index does not. Therefore, Master Small Cap Index Series will tend to underperform its target index to some degree over time. Master Small Cap Index Series will be substantially invested in securities in the Russell 2000® Index, and will invest, under normal circumstances, at least 80% of its assets in securities or other financial instruments that are components of or have economic characteristics similar to the securities included in the Russell 2000® Index. This policy is a non-fundamental policy of Master Small Cap Index Series and may not be changed without 60 days' prior notice to interestholders. Master Small Cap Index Series may change its target index if the Manager believes a different index would better enable Master Small Cap Index Series to match the performance of the market segment represented by the current index and, accordingly, the investment objective of Master Small Cap Index Series may be changed without interestholder approval.

### **Total International ex U.S. Index Master Portfolio**

Total International ex U.S. Index Master Portfolio's investment objective is to match the performance of the MSCI ACWI ex USA Index in U.S. dollars with net dividends as closely as possible before the deduction of Total International ex U.S. Index Master Portfolio expenses. Total International ex U.S. Index Master Portfolio attempts to achieve, in both rising and falling markets, a correlation of at least 95% between the total return of its net assets before fees and expenses and the total return of Total International ex U.S. Index Master Portfolio's benchmark index, the MSCI ACWI ex USA Index. Notwithstanding the factors described below, perfect (100%) correlation would be achieved if the total return of Total International ex U.S. Index Master Portfolio's net assets, before fees and expenses, increased or decreased exactly as the total return of Total International ex U.S. Index Master Portfolio's benchmark index increased or decreased. Total International ex U.S. Index Master Portfolio's ability to match its investment performance to the investment performance of its benchmark index may be affected by, among other things, Total International ex U.S. Index Master Portfolio's expenses, transactions costs, taxes (including foreign withholding taxes, which will affect the performance of the Master Portfolio), the size of the Total International ex U.S. Index Master Portfolio's investment portfolio, changes in either the composition of the benchmark index or the assets of the Total International ex U.S. Index Master Portfolio, the amount of cash and cash equivalents held by Total International ex U.S. Index Master Portfolio, the manner in which the total return of Total International ex U.S. Index Master Portfolio's benchmark index is calculated; and the timing, frequency and size of interestholder purchases and withdrawals. Total International ex U.S. Index Master Portfolio will be substantially invested in equity securities in the MSCI ACWI ex USA Index, and will invest, under normal circumstances, at least 80% of its net assets in securities or other financial instruments that are components of or have economic characteristics similar to the securities included in the MSCI ACWI ex USA Index. For this purpose, net assets include any borrowings for investment purposes, calculated at the time the Master Portfolio invests its assets. This is a non-fundamental policy of Total International ex U.S. Index Master Portfolio and may not be changed without 60 days' prior notice to interestholders. Total International ex U.S. Index Master Portfolio may change its target index if Total International ex U.S. Index Master Portfolio management believes a different index would better enable Total International ex U.S. Index Master Portfolio to match the performance of the market segment represented by the MSCI ACWI ex USA Index and, accordingly, the investment objective of Total International ex U.S. Index Master Portfolio may be changed without interestholder approval. Total International ex U.S. Index Master Portfolio may invest in all stocks in the MSCI ACWI ex USA Index in roughly the same proportions as their weightings in the MSCI ACWI ex USA Index. For example, if 2% of the MSCI ACWI ex USA Index is made up of the stock of a particular company, Total International ex U.S. Index Master Portfolio will normally invest approximately 2% of its assets in that company. This strategy is known as "full replication." However, when Total International ex U.S. Index Master Portfolio management believes it would be cost efficient, Total International ex U.S. Index Master Portfolio management is authorized to deviate from full replication and to invest instead in a statistically selected sample of the stocks in the MSCI ACWI ex USA Index which has aggregate investment characteristics, such as average market capitalization and industry weightings, similar to the MSCI ACWI ex USA Index as a whole, but which involves less transaction cost than would be incurred through full replication. Total International ex U.S. Index Master Portfolio also may engage in futures

transactions to manage its short-term liquidity and/or as substitutes for comparable market positions in the securities in its benchmark index. Total International ex U.S. Index Master Portfolio management may also purchase stocks not included in the MSCI ACWI ex USA Index when it believes that to do so would be a cost efficient way of approximating the performance of the MSCI ACWI ex USA Index. Master Portfolio management may omit or remove a security which is included in the index from the portfolio of Total International ex U.S. Index Master Portfolio if, following objective criteria, Total International ex U.S. Index Master Portfolio management judges the security to be insufficiently liquid or believes the merit of the investment has been substantially impaired by extraordinary events or financial conditions. If Total International ex U.S. Index Master Portfolio management uses these techniques, Total International ex U.S. Index Master Portfolio may not track the MSCI ACWI ex USA Index as closely as it would if it were fully replicating the MSCI ACWI ex USA Index. Total International ex U.S. Index Master Portfolio may lend securities with a value up to 33⅓% of its total assets to financial institutions that provide cash or securities issued or guaranteed by the U.S. Government as collateral. Total International ex U.S. Index Master Portfolio will concentrate its investments (i.e., hold 25% or more of its total assets) in a particular industry or group of industries to approximately the same extent that the MSCI ACWI ex USA Index is concentrated.

## **Fixed-Income Funds**

### **Advantage CoreAlpha Bond Master Portfolio**

Advantage CoreAlpha Bond Master Portfolio seeks to provide a combination of income and capital growth. Advantage CoreAlpha Bond Master Portfolio invests, under normal circumstances, at least 80% of the value of Advantage CoreAlpha Bond Master Portfolio's net assets, plus the amount of any borrowing for investment purposes, in bonds. Advantage CoreAlpha Bond Master Portfolio will provide interestholders with at least 60 days' notice of any change to this investment policy. For the purposes of this strategy, "bonds" include the following: obligations issued or guaranteed by the U.S. Government, its agencies or instrumentalities; mortgage-backed securities issued or guaranteed by the U.S. Government or its agencies or instrumentalities, including U.S. agency mortgage pass-through securities; commercial mortgage-backed securities; mortgage to-be-announced securities; debt obligations of U.S. issuers; municipal securities; asset-backed securities; and U.S.-registered dollar-denominated debt obligations of foreign issuers. Advantage CoreAlpha Bond Master Portfolio may invest in bonds issued by companies located in countries other than the United States, including companies in emerging markets. These securities may have all types of interest rate payment and reset terms, including fixed rate, adjustable rate, floating rate, zero coupon, contingent, deferred, payment in kind and auction rate features. Advantage CoreAlpha Bond Master Portfolio seeks to invest a substantial portion of its assets in U.S.-registered, dollar-denominated bonds. Advantage CoreAlpha Bond Master Portfolio may invest in bonds of any maturity or duration. Advantage CoreAlpha Bond Master Portfolio may invest a significant portion of its assets in U.S. agency mortgage pass-through securities, which are securities issued by entities such as the Government National Mortgage Association and the Federal National Mortgage Association that are backed by pools of mortgages. Most transactions in mortgage pass-through securities occur through standardized contracts for future delivery in which the exact mortgage-backed securities to be delivered are not specified until a few days prior to settlement. Advantage CoreAlpha Bond Master Portfolio expects to enter into such contracts on a regular basis. Although Advantage CoreAlpha Bond Master Portfolio normally invests primarily in investment grade securities, it may invest up to 10% of its assets in securities rated below investment grade or which are deemed to be of comparable quality by BAL ("high yield" or "junk" bonds) at the time of purchase. Investment grade bonds are bonds rated in the four highest categories by at least one of the major rating agencies or determined by Advantage CoreAlpha Bond Master Portfolio management to be of similar quality. Advantage CoreAlpha Bond Master Portfolio may use derivatives, such as futures contracts, options (including, but not limited to, options on swaps) and various other instruments (including, but not limited to, interest rate, total return, credit default and credit default index swaps (which can be used to transfer the credit risk of a security without actually transferring ownership of the security or to customize exposure to a particular credit risk), credit-linked notes, and indexed and inverse floating-rate securities). Advantage CoreAlpha Bond Master Portfolio may use derivatives, for example, in managing short-term liquidity, as substitutes for comparable positions in underlying securities, in managing duration and/or to position the portfolio for anticipated changes in markets. Advantage CoreAlpha Bond Master Portfolio may also invest in derivatives based on foreign currencies. In addition, Advantage CoreAlpha Bond Master Portfolio may use derivatives and short sales, which are transactions in which Advantage CoreAlpha Bond Master Portfolio sells securities borrowed from others with the expectation that the price of the security will fall before Advantage CoreAlpha Bond Master Portfolio must purchase the security to return it to the lender, to enhance returns as part of an overall investment strategy or to offset a potential decline in the value of other holdings (commonly referred to as a "hedge"), although Advantage CoreAlpha Bond Master Portfolio is not required to hedge and may choose not to do so.

### **BlackRock Diversified Fixed Income Fund**

BlackRock Diversified Fixed Income Fund seeks to provide a combination of income and capital growth. BlackRock Diversified Fixed Income Fund invests, under normal circumstances, at least 80% of the value of its net assets, plus the amount of any borrowings for investment purposes, in fixed income instruments. The fixed income instruments in which BlackRock Diversified Fixed Income Fund may invest include, but are not limited to, the following: obligations issued or guaranteed by the U.S. Government, its agencies or instrumentalities; mortgage-backed securities issued or

guaranteed by the U.S. Government or its agencies or instrumentalities, including U.S. agency mortgage pass-through securities; commercial mortgage-backed securities; mortgage to-be-announced securities; debt obligations of U.S. issuers; municipal securities; asset-backed securities; money market securities; U.S.-registered dollar denominated debt obligations of foreign issuers, and derivatives with similar economic characteristics to such fixed-income securities. BlackRock Diversified Fixed Income Fund seeks to invest a substantial portion (generally, at least 60% at notional value) of its assets in U.S. registered, dollar-denominated bonds or derivatives with similar economic characteristics. BlackRock Diversified Fixed Income Fund may invest in bonds issued by companies located in countries other than the United States, including companies in emerging markets. The fixed income instruments in which BlackRock Diversified Fixed Income Fund invests may have all types of interest rate payment and reset terms, including fixed rate, adjustable rate, floating rate, zero coupon, contingent, deferred, payment in kind and auction rate features. BlackRock Diversified Fixed Income Fund may invest up to 20% of its assets in securities rated below investment grade or which are deemed to be of comparable quality by BFA (“high yield” or “junk” bonds) at the time of purchase. Investment grade bonds are bonds rated in the four highest categories by at least one of the major rating agencies or determined by BlackRock Diversified Fixed Income Fund management to be of similar quality. BlackRock Diversified Fixed Income Fund may invest in bonds of any maturity or duration. BlackRock Diversified Fixed Income Fund may invest a significant portion of its assets in U.S. agency mortgage pass-through securities, which are securities issued by entities such as the Government National Mortgage Association and the Federal National Mortgage Association that are backed by pools of mortgages. Most transactions in mortgage pass-through securities occur through standardized contracts for future delivery in which the exact mortgage-backed securities to be delivered are not specified until a few days prior to settlement. BlackRock Diversified Fixed Income Fund expects to enter into such contracts on a regular basis. BlackRock Diversified Fixed Income Fund may invest up to 10% of its total assets in collateralized debt obligations (“CDOs”), including collateralized loan obligations (“CLOs”). CDOs are types of asset-backed securities. CLOs are ordinarily issued by a trust or other special purpose entity and are typically collateralized by a pool of loans, which may include, among others, domestic and non-U.S. senior secured loans, senior unsecured loans, and subordinate corporate loans, including loans that may be rated below investment grade or equivalent unrated loans, held by such issuer. BlackRock Diversified Fixed Income Fund may use derivatives, such as futures contracts, options (including, but not limited to, options on futures and swaps) and various other instruments (including, but not limited to, interest rate, total return, credit default and credit default index swaps (which can be used to transfer the credit risk of a security without actually transferring ownership of the security or to customize exposure to a particular credit risk) and indexed and inverse floating-rate securities). BlackRock Diversified Fixed Income Fund may also invest in credit-linked notes, credit-linked trust certificates, structured notes, or other instruments evidencing interests in special purpose vehicles, trusts, or other entities that hold or represent interests in fixed-income securities. BlackRock Diversified Fixed Income Fund may also invest in derivatives based on foreign currencies. In addition, BlackRock Diversified Fixed Income Fund may use derivatives and short sales to enhance returns as part of an overall investment strategy or to offset a potential decline in the value of other holdings (commonly referred to as a “hedge”), although BlackRock Diversified Fixed Income Fund is not required to hedge and may choose not to do so. BlackRock Diversified Fixed Income Fund may engage in active and frequent trading of portfolio securities to achieve its primary investment strategies. BlackRock Diversified Fixed Income Fund is classified as diversified under the Investment Company Act of 1940, as amended.

### **BlackRock High Yield Bond Portfolio**

BlackRock High Yield Bond Portfolio seeks to maximize total return, consistent with income generation and prudent investment management. BlackRock High Yield Bond Portfolio invests primarily in non-investment grade bonds with maturities of ten years or less. BlackRock High Yield Bond Portfolio normally invests at least 80% of its assets in high yield bonds. The high yield securities (commonly called “junk bonds”) acquired by BlackRock High Yield Bond Portfolio will generally be in the lower rating categories of the major rating agencies (BB or lower by S&P Global Ratings or Fitch Ratings, Inc. or Ba or lower by Moody’s Investor Services) or will be determined by the BlackRock High Yield Bond Portfolio management team to be of similar quality. Split rated bonds and other fixed-income securities (securities that receive different ratings from two or more rating agencies) are valued as follows: if three agencies rate a security, the security will be considered to have the median credit rating; if two of the three agencies rate a security, the security will be considered to have the lower credit rating. BlackRock High Yield Bond Portfolio may invest up to 30% of its assets in non-dollar denominated bonds of issuers located outside of the United States. BlackRock High Yield Bond Portfolio’s investment in non-dollar denominated bonds may be on a currency hedged or unhedged basis. BlackRock High Yield Bond Portfolio may also invest in convertible and preferred securities. Convertible debt securities will be counted toward BlackRock High Yield Bond Portfolio’s 80% policy to the extent they have characteristics similar to the securities included within that policy. To add additional diversification, the management team can invest in a wide range of securities including corporate bonds, mezzanine investments, collateralized bond obligations, bank loans and mortgage-backed and asset-backed securities. BlackRock High Yield Bond Portfolio can also invest, to the extent consistent with its investment objective, in non-U.S. and emerging market securities and currencies. BlackRock High Yield Bond Portfolio may invest in securities of any rating, and may invest up to 10% of its assets (measured at the time of investment) in distressed securities that are in default or the issuers of which are in bankruptcy. BlackRock High Yield Bond Portfolio may buy or sell options or futures on a security or an index of securities, or enter into credit default swaps and interest rate or foreign currency transactions, including swaps (collectively, commonly known as

derivatives). BlackRock High Yield Bond Portfolio may use derivative instruments to hedge its investments or to seek to enhance returns. BlackRock High Yield Bond Portfolio may seek to obtain market exposure to the securities in which it primarily invests by entering into a series of purchase and sale contracts or by using other investment techniques (such as reverse repurchase agreements or dollar rolls). BlackRock High Yield Bond Portfolio may engage in active and frequent trading of portfolio securities to achieve its principal investment strategies.

### **U.S. Total Bond Index Master Portfolio**

U.S. Total Bond Index Master Portfolio seeks to provide investment results that correspond to the total return performance of fixed-income securities in the aggregate, as represented by the Bloomberg U.S. Aggregate Bond Index. Under normal circumstances, at least 90% of the value of U.S. Total Bond Index Master Portfolio's assets, plus the amount of any borrowing for investment purposes, is invested in securities comprising the Bloomberg U.S. Aggregate Bond Index, which, for U.S. Total Bond Index Master Portfolio, are considered bonds. U.S. Total Bond Index Master Portfolio will provide interestholders with at least 60 days' notice of any change to this policy. U.S. Total Bond Index Master Portfolio attempts to achieve, in both rising and falling markets, a correlation of at least 95% between the total return of its net assets before fees and expenses and the total return of U.S. Total Bond Index Master Portfolio's benchmark index, the Bloomberg U.S. Aggregate Bond Index. Notwithstanding the factors described below, perfect (100%) correlation would be achieved if the total return of U.S. Total Bond Index Master Portfolio's net assets, before fees and expenses, increased or decreased exactly as the total return of U.S. Total Bond Index Master Portfolio's benchmark index increased or decreased. U.S. Total Bond Index Master Portfolio's ability to match its investment performance to the investment performance of its benchmark index may be affected by, among other things, U.S. Total Bond Index Master Portfolio's expenses, the amount of cash and cash equivalents held by U.S. Total Bond Index Master Portfolio, the manner in which the total return of U.S. Total Bond Index Master Portfolio's benchmark index is calculated, the size of U.S. Total Bond Index Master Portfolio's investment portfolio, and the timing, frequency and size of purchases of interests and withdrawals. U.S. Total Bond Index Master Portfolio utilizes sampling techniques that are designed to allow U.S. Total Bond Index Master Portfolio to duplicate substantially the investment performance of the Bloomberg U.S. Aggregate Bond Index. However, U.S. Total Bond Index Master Portfolio is not expected to track the Bloomberg U.S. Aggregate Bond Index with the same degree of accuracy that complete replication of the Bloomberg U.S. Aggregate Bond Index would provide. No attempt is made to manage U.S. Total Bond Index Master Portfolio using economic, financial or market analysis. In addition, at times, the portfolio composition of U.S. Total Bond Index Master Portfolio may be altered (or "rebalanced") to reflect changes in the characteristics of the index that U.S. Total Bond Index Master Portfolio tracks. U.S. Total Bond Index Master Portfolio may invest in mortgage dollar rolls and participate in to-be-announced transactions on a regular basis to obtain exposure to mortgage-backed securities. U.S. Total Bond Index Master Portfolio also may engage in futures and options transactions and other derivative securities transactions and lend its portfolio securities, each of which involves risk. U.S. Total Bond Index Master Portfolio may use futures contracts, options and other derivative transactions to manage its short-term liquidity and/or as substitutes for comparable market positions in the securities in its benchmark index. U.S. Total Bond Index Master Portfolio may also invest in high-quality money market instruments, including shares of money market funds advised by BFA or its affiliates. Investors look to indexes as a standard of market performance. Indexes are model portfolios, that is, groups of stocks or bonds selected to represent an entire market or market segment. One way an index fund seeks to match an index's performance, before fees and expenses, is by buying and selling all of the index's securities in the same proportion as they are reflected in the index. There were approximately 10,000 fixed-income securities included in the Bloomberg U.S. Aggregate Bond Index. U.S. Total Bond Index Master Portfolio maintains a weighted average maturity consistent with that of the Bloomberg U.S. Aggregate Bond Index, which generally ranges between 5 and 10 years. As a practical matter, it would be inefficient for U.S. Total Bond Index Master Portfolio to hold each security included in the Bloomberg U.S. Aggregate Bond Index. U.S. Total Bond Index Master Portfolio can, however, substantially replicate the Bloomberg U.S. Aggregate Bond Index's profile by holding a representative sample of securities in the Bloomberg U.S. Aggregate Bond Index. It may, for example, hold U.S. Government obligations and corporate bonds in a similar proportion to the Bloomberg U.S. Aggregate Bond Index. Additionally, it can match certain Bloomberg U.S. Aggregate Bond Index features such as: average time to maturity for both government and corporate securities, securities' coupon rates, which are the interest rates securities pay based on their face values, economic sectors represented by securities, credit quality of securities (all securities in the Bloomberg U.S. Aggregate Bond Index are rated investment-grade) and whether or not securities are callable, which means the issuer has the right to repay principal and interest before maturity. U.S. Total Bond Index Master Portfolio is designed for investors who desire a convenient way to invest in bonds issued in the United States. Although this market has increased in value over the long-term, it fluctuates and has also decreased in value over shorter time periods.

### **Multi-Asset Funds**

#### **BlackRock Tactical Opportunities Fund**

BlackRock Tactical Opportunities Fund seeks total return. BlackRock Tactical Opportunities Fund uses a macro asset allocation strategy, investing varying percentages of its portfolio in global stocks, bonds, money market instruments, foreign currencies and cash. BlackRock Tactical Opportunities Fund has wide flexibility in the relative weightings given to each category. BlackRock Tactical Opportunities Fund takes both long and short positions within and across each

category, which the Fund expects to result in a lower correlation to the equity or fixed-income markets than if the Fund invested in either such market in its entirety. In selecting investments, BlackRock Tactical Opportunities Fund management team will identify global macro opportunities and position BlackRock Tactical Opportunities Fund using a combination of individual securities and derivatives. The Fund uses a combination of a systematic (i.e. rule-based) investment process and a discretionary investment process to allocate assets. The systematic process compares data across similar assets to rank expected return opportunities and to appropriately scale the Fund's exposure. The discretionary process derives investment themes based on research and analysis of macro-economic data and seeks exposures to these themes. With respect to its equity investments, BlackRock Tactical Opportunities Fund may invest in individual equity securities to an unlimited extent. BlackRock Tactical Opportunities Fund may invest in common stock, preferred stock, securities convertible into common stock, non-convertible preferred stock and depositary receipts. BlackRock Tactical Opportunities Fund may invest in securities of both U.S. and non-U.S. issuers without limit, which can be U.S. dollar-based or non-U.S. dollar-based and may be currency hedged or unhedged. BlackRock Tactical Opportunities Fund may invest in securities of companies of any market capitalization. With respect to its fixed-income investments, BlackRock Tactical Opportunities Fund may invest in individual fixed-income securities to an unlimited extent. BlackRock Tactical Opportunities Fund may invest in a portfolio of fixed-income securities such as corporate bonds and notes, commercial and residential mortgage-backed securities (bonds that are backed by a mortgage loan or pools of loans secured either by commercial property or residential mortgages, as applicable), collateralized mortgage obligations (bonds that are backed by cash flows from pools of mortgages and may have multiple classes with different payment rights and protections), collateralized debt obligations, asset-backed securities, convertible securities, debt obligations of governments and their sub-divisions (including those of non-U.S. governments), other floating or variable rate obligations, municipal obligations and zero coupon debt securities. BlackRock Tactical Opportunities Fund may also invest a significant portion of its assets in non-investment grade bonds ("junk" bonds or distressed securities), non-investment grade bank loans, foreign bonds (both U.S. dollar- and non-U.S. dollar-denominated) and bonds of emerging market issuers. BlackRock Tactical Opportunities Fund may invest in non-U.S. dollar-denominated bonds on a currency hedged or unhedged basis. With respect to its cash investments, BlackRock Tactical Opportunities Fund may hold high quality money market securities, including short term U.S. Government securities, U.S. Government agency securities, securities issued by U.S. Government-sponsored enterprises and U.S. Government instrumentalities, bank obligations, commercial paper, including asset-backed commercial paper, corporate notes and repurchase agreements. BlackRock Tactical Opportunities Fund may invest a significant portion of its assets in money market funds, including those advised by BAL or its affiliates. BlackRock Tactical Opportunities Fund may invest in derivatives, including, but not limited to, interest rate, total return and credit default swaps, options, futures, options on futures and swaps and foreign currency transactions (including swaps), for hedging purposes, as well as to increase the return on its portfolio investments. BlackRock Tactical Opportunities Fund may seek to obtain market exposure to the securities in which it primarily invests by entering into a series of purchase and sale contracts or by using other investment techniques (such as reverse repurchase agreements or dollar rolls). BlackRock Tactical Opportunities Fund may also use forward foreign currency exchange contracts (obligations to buy or sell a currency at a set rate in the future) to hedge against movement in the value of non-U.S. currencies. BlackRock Tactical Opportunities Fund may also invest in indexed and inverse floating rate securities. BlackRock Tactical Opportunities Fund may invest in U.S. and non-U.S. REITs, structured products (including, but not limited to, structured notes, credit linked notes and participation notes, or other instruments evidencing interests in special purpose vehicles, trusts, or other entities that hold or represent interests in fixed-income securities) and floating rate securities (such as bank loans).

### **BlackRock Total Factor Fund**

BlackRock Total Factor Fund seeks total return. BlackRock Total Factor Fund seeks to achieve its investment objective by investing in a broad range of global asset classes, such as equity securities (which may include derivative instruments that are tied economically to equity securities), fixed and floating rate debt instruments, derivatives, other investment companies, including ETFs, REITs and commodity-related instruments. BlackRock Total Factor Fund will have flexibility with respect to the relative weighting of each asset class to produce total return and reduce risk. BlackRock Total Factor Fund applies a factor-based approach to portfolio construction to seek to more efficiently generate total return from a risk/return perspective than a traditional combination of equity and fixed-income securities. Through its research, BlackRock has identified macro and style factors that can drive returns across and within asset classes. BlackRock uses this research to determine allocations of the portfolio with reference to these factors and translates those allocations into asset classes. Such allocation across a range of asset classes and factors can lead to greater diversification and lower risk than a portfolio consisting solely of global equity securities. In determining the appropriate allocation across asset classes, BlackRock Total Factor Fund will seek to manage exposure to macroeconomic factors, including, but not limited to, interest rates and economic growth and style factors, including, but not limited to, value, momentum, carry, and defensive factors. Allocations are computed not only in terms of capital but also in terms of risk in an effort to avoid overconcentration in any particular factor and to broaden the sources of potential returns. BlackRock Total Factor Fund will normally invest in both U.S. and non-U.S. companies, including companies located in emerging markets and in securities denominated in both U.S. dollars and foreign currencies. Equity securities include common stock, preferred stock, securities convertible into common stock, non-convertible preferred stock and depositary receipts. BlackRock Total Factor Fund may invest in securities of

issuers of any market capitalization. BlackRock Total Factor Fund's investment in debt securities may include fixed and floating rate government and corporate bonds and other fixed-income instruments, such as medium term notes. BlackRock Total Factor Fund may invest in debt securities of any credit quality, as determined by BlackRock Total Factor Fund management, which may include high yield securities (commonly called "junk bonds"). BlackRock Total Factor Fund may invest in derivatives, including but not limited to, total return swaps (some of which may be referred to as contracts for difference), credit default swaps, interest rate swaps, options, futures, options on futures and swaps and foreign exchange transactions, for hedging purposes, as well as to enhance the return on its portfolio investments. There is no limit to BlackRock Total Factor Fund's ability to invest in derivatives. BlackRock Total Factor Fund may also invest in indexed and inverse securities. BlackRock Total Factor Fund may engage in short sales of securities either to hedge against potential declines in the value of a security held in the portfolio or to realize appreciation when a security BlackRock Total Factor Fund does not own declines in value. BlackRock Total Factor Fund may invest in other investment companies, including ETFs, which may be affiliated with BlackRock. With respect to its cash investments, BlackRock Total Factor Fund may hold high quality U.S. and non-U.S. money market securities, including, among others, short term U.S. Government securities, U.S. Government agency securities, securities issued by U.S. Government-sponsored enterprises and U.S. Government instrumentalities, short-term obligations of foreign issuers, bank obligations, commercial paper, including asset-backed commercial paper, corporate notes, repurchase agreements and obligations of supranational organizations. BlackRock Total Factor Fund may invest a significant portion of its assets in money market funds, including those advised by BlackRock or its affiliates. BlackRock Total Factor Fund may invest in REITs and other real estate related securities. BlackRock Total Factor Fund may invest in commodity-related instruments. BlackRock Total Factor Fund may make such investments through investments in BlackRock Cayman Strategic Risk Allocation Fund, Ltd., a wholly-owned subsidiary of BlackRock Total Factor Fund formed in the Cayman Islands, which invests primarily in commodity-related instruments and other derivatives. BlackRock Total Factor Fund will not invest more than 25% of its total assets (measured at the time of investment) in BlackRock Cayman Strategic Risk Allocation Fund, Ltd.

## **Money Market Fund**

### **BlackRock Cash Funds: Treasury**

BlackRock Cash Funds: Treasury seeks current income as is consistent with liquidity and stability of principal. BlackRock Cash Funds: Treasury seeks to achieve its investment objective by investing at least 99.5% of its total assets in cash, U.S. Treasury bills, notes and other direct obligations of the U.S. Treasury, and repurchase agreements secured by such obligations or cash. BlackRock Cash Funds: Treasury invests in securities maturing in 397 days or less (with certain exceptions) and the portfolio will have a dollar-weighted average maturity of 60 days or less and a dollar-weighted average life of 120 days or less. In addition, BlackRock Cash Funds: Treasury may invest in variable and floating rate instruments and transact in securities on a when-issued, delayed delivery or forward commitment basis. BlackRock Cash Funds: Treasury will invest, under normal circumstances, at least 80% of its net assets, plus the amount of any borrowings for investment purposes, in U.S. Treasury bills, notes and other obligations of the U.S. Treasury, and repurchase agreements secured by such obligations. This policy is a non-fundamental policy of BlackRock Cash Funds: Treasury and BlackRock Cash Funds: Treasury will not change the policy without providing shareholders with at least 60 days' prior notice of any change in the policy. U.S. Treasury obligations are backed by the full faith and credit of the U.S. Government. The principal and interest of all securities held by the Fund are payable in U.S. dollars. The securities purchased by BlackRock Cash Funds: Treasury are subject to the quality, diversification, and other requirements of Rule 2a-7 under the Investment Company Act, and other rules of the Securities and Exchange Commission. BlackRock Cash Funds: Treasury is a "feeder" fund that invests all of its investable assets in Treasury Master Portfolio of Master Investment Portfolio, which has the same investment objective and strategies as BlackRock Cash Funds: Treasury. All investments are made at the Treasury Master Portfolio level. This structure is sometimes called a "master/feeder" structure. BlackRock Cash Funds: Treasury's investment results will correspond directly to the investment results of Treasury Master Portfolio.

## **Underlying iShares Funds**

In managing each of the Underlying iShares Funds, BFA uses a representative sampling index strategy. Representative sampling is an indexing strategy that involves investing in a representative sample of securities that has an investment profile similar to the underlying index. The securities selected are expected to have, in the aggregate, investment characteristics (based on factors such as market capitalization and industry weightings), fundamental characteristics (such as return variability, duration, maturity or credit ratings and yield) and liquidity measures similar to those of the applicable underlying index. Underlying iShares Funds that use representative sampling may or may not hold all of the securities in the relevant underlying index.

## **Equity ETFs**

*iShares Core MSCI EAFE ETF* seeks to track the investment results of an index composed of large-, mid- and small-capitalization developed market equities, excluding the U.S. and Canada. The fund seeks to track the investment results of the MSCI EAFE IMI Index (the "Underlying Index"), which has been developed by MSCI Inc. ("MSCI"). The



Underlying Index is a free float-adjusted, market capitalization-weighted index designed to measure large-, mid- and small-capitalization equity market performance and includes stocks from Europe, Australasia and the Far East. As of July 31, 2022, the Underlying Index consisted of securities from the following 21 developed market countries or regions: Australia, Austria, Belgium, Denmark, Finland, France, Germany, Hong Kong, Ireland, Israel, Italy, Japan, the Netherlands, New Zealand, Norway, Portugal, Singapore, Spain, Sweden, Switzerland and the United Kingdom. As of July 31, 2022, a significant portion of the Underlying Index is represented by securities of companies in the financials and industrials industries or sectors. The components of the Underlying Index are likely to change over time.

*iShares Core S&P 500 ETF* seeks to track the investment results of an index composed of large-capitalization U.S. equities. The fund seeks to track the investment results of the S&P 500®(the “Underlying Index”), which measures the performance of the large-capitalization sector of the U.S. equity market, as determined by S&P Dow Jones Indices LLC. As of March 31, 2022, the Underlying Index included approximately 82% of the market capitalization of all publicly-traded U.S. equity securities. The securities in the Underlying Index are weighted based on the float-adjusted market value of their outstanding shares. The Underlying Index consists of securities from a broad range of industries. As of March 31, 2022, a significant portion of the Underlying Index is represented by securities of companies in the technology industry or sector. The components of the Underlying Index are likely to change over time.

*iShares Global Equity Factor ETF* seeks to track the investment results of an index composed of large- and mid-capitalization developed and emerging market stocks that have favorable exposure to target style factors subject to constraints. The fund seeks to track the investment results of the STOXX Global Equity Factor Index (the “Underlying Index”), which is a rules-based equity index provided by STOXX Ltd. (“STOXX”). The Underlying Index is composed of large- and mid-capitalization equity securities from the STOXX World AC Index (the “Parent Index”) that are selected and weighted using an optimization process designed to maximize exposure to five target factors: momentum, quality, value, low volatility and size. The Underlying Index seeks to control exposure to, among other things, industries and countries, limit turnover and maintain a level of risk similar to that of the Parent Index. The Parent Index is a free float market capitalization-weighted index designed to measure the performance of large- and mid-capitalization companies from developed and emerging markets. Large- and mid-capitalization companies, as calculated by the Index Provider, represent approximately the top 85% of the investable market capitalization of each developed and emerging market country included in the Parent Index, as determined by STOXX. The momentum score is calculated from the following signals: price momentum, earnings momentum and earnings announcement drift (i.e., the difference between a stock’s performance on and immediately following an earnings announcement date). The quality score is calculated from the following signals: gross profitability, share dilution, accruals, changes in net operating assets, carbon emissions intensity and greenhouse gas (“GHG”) reduction targets. Carbon emissions intensity is based on the issuer’s Scope 1 and Scope 2 GHG emissions (i.e., direct emissions from sources that an issuer owns or controls and indirect emissions from the issuer’s purchase of energy) relative to peers in its Industry Classification Benchmark Supersector, as reported by Institutional Shareholder Services (“ISS”). The GHG targets signal is based on the robustness of an issuer’s GHG reduction targets, including whether they are part of the Science Based Targets initiative (“SBTi”) framework; this is assessed by ISS based on its own ESG ratings data and SBTi data. The value score is calculated from the following signals: current book value-to-price ratio, dividend yield (i.e., 12-month trailing dividend divided by total market capitalization), earnings yield (i.e., 12-month net income divided by total market capitalization), cash flow yield (i.e., 12-month cash flow divided by total market capitalization) and time series normalized cash flow yield over the previous 36 months. The low volatility score is based on prior 12-month volatility, as calculated by STOXX. The size score seeks to measure an issuer’s market capitalization relative to other companies in the Parent Index. The maximum weight of a single security is 10%, and the sum of security weights that are individually greater than 4.5% must be less than 22.5% of the Underlying Index. STOXX also applies other constraints, such as country and sector exposures relative to the Parent Index, among others. The Underlying Index is reviewed and rebalanced quarterly. As of January 31, 2022, the Underlying Index consisted of approximately 697 constituents from companies in the following countries or regions: Australia, Austria, Belgium, Brazil, Canada, Chile, China, Colombia, Czech Republic, Denmark, Egypt, Finland, France, Germany, Greece, Hong Kong, Hungary, India, Indonesia, Ireland, Israel, Italy, Japan, Kuwait, Malaysia, Mexico, the Netherlands, New Zealand, Norway, Philippines, Poland, Portugal, Qatar, Saudi Arabia, Singapore, South Africa, South Korea, Spain, Sweden, Switzerland, Taiwan, Thailand, Turkey, the United Arab Emirates, the United Kingdom and the U.S. As of January 31, 2022, a significant portion of the Underlying Index is represented by securities of companies in the consumer discretionary, financials and technology industries or sectors. The components of the Underlying Index are likely to change over time.

*iShares International Equity Factor ETF* seeks to track the investment results of an index composed of global developed market large- and mid-capitalization stocks, excluding the U.S., that have favorable exposure to target style factors subject to constraints. The fund seeks to track the investment results of the STOXX International Equity Factor Index (the “Underlying Index”), which is a rules-based equity index provided by STOXX Ltd. (“STOXX”). The Underlying Index is composed of large- and mid-capitalization equity securities from the STOXX Global 1800 ex USA index (the “Parent Index”) that are selected and weighted using an optimization process designed to maximize exposure to five target factors: momentum, quality, value, low volatility and size. The Underlying Index also seeks to mitigate exposure to unintended systematic exposures, limit turnover and maintain a level of risk similar to that of the Parent Index. The Parent Index measures the performance of the largest companies of the developed equity market excluding the U.S., as defined by STOXX. The momentum score is calculated from the following signals: price momentum, earnings

momentum and earnings announcement drift (i.e., the difference between a stock's performance on and immediately following an earnings announcement date). The quality score is calculated from the following signals: gross profitability, share dilution, accruals, changes in net operating assets, carbon emissions intensity and greenhouse gas ("GHG") reduction targets. Carbon emissions intensity is based on the issuer's Scope 1 and Scope 2 GHG emissions (i.e., direct emissions from sources that an issuer owns or controls and indirect emissions from the issuer's purchase of energy) relative to peers in its Industry Classification Benchmark Supersector, as reported by Institutional Shareholder Services ("ISS"). The GHG targets signal is based on the robustness of an issuer's GHG reduction targets, including whether they are part of the Science Based Targets initiative ("SBTi") framework; this is assessed by ISS based on its own ESG ratings data and SBTi data. The value score is calculated from the following signals: current book value-to-price ratio, dividend yield (i.e., 12-month trailing dividend divided by total market capitalization), earnings yield (i.e., 12-month net income divided by total market capitalization), cash flow yield (i.e., 12-month cash flow divided by total market capitalization) and time series normalized cash flow yield over the previous 36 months. The low volatility score is based on prior 12-month volatility, as calculated by STOXX. The size score seeks to measure an issuer's market capitalization relative to other companies in the Parent Index. The maximum weight of a single security is 10%, and the sum of security weights that are individually greater than 4.5% must be less than 22.5% of the Underlying Index. STOXX also applies other constraints, such as country and sector exposures relative to the Parent Index, among others. The Underlying Index is reviewed and rebalanced quarterly. As of July 31, 2022, the Underlying Index consisted of approximately 463 constituents from companies from the following countries or regions: Australia, Austria, Belgium, Canada, Denmark, Finland, France, Germany, Hong Kong, Ireland, Italy, Japan, Luxembourg, the Netherlands, New Zealand, Norway, Poland, Portugal, Singapore, Spain, Sweden, Switzerland and the United Kingdom (the "U.K."). As of July 31, 2022, a significant portion of the Underlying Index is represented by securities of companies in the financials industry or sector. The components of the Underlying Index are likely to change over time.

*iShares International Small-Cap Equity Factor ETF* seeks to track the investment results of an index composed of global developed market small-capitalization stocks, excluding the U.S., that have favorable exposure to target style factors subject to constraints. The fund seeks to track the investment results of the STOXX International Small-Cap Equity Factor Index (the "Underlying Index"), which is a rules-based equity index provided by STOXX Ltd. ("STOXX"). The Underlying Index is composed of small capitalization equity securities from the STOXX International Developed Markets Small Cap Index (the "Parent Index") that are selected and weighted using an optimization process designed to maximize exposure to four target factors: momentum, quality, value, and low volatility. The Underlying Index seeks to control exposure to, among other things, industries and countries, limit turnover and maintain a level of risk similar to that of the Parent Index. The Parent Index is a free float market capitalization-weighted index designed to measure the performance of small-capitalization companies from developed market countries excluding the U.S. small-capitalization companies, as calculated by STOXX, represent approximately the bottom 15% of the investable market capitalization of each developed market country included in the Parent Index, as determined by STOXX. The momentum score is calculated from the following signals: price momentum, earnings momentum and earnings announcement drift (i.e., the difference between a stock's performance on and immediately following an earnings announcement date). The quality score is calculated from the following signals: gross profitability, share dilution, accruals, changes in net operating assets, carbon emissions intensity and greenhouse gas ("GHG") reduction targets. Carbon emissions intensity is based on the issuer's Scope 1 and Scope 2 GHG emissions (i.e., direct emissions from sources that an issuer owns or controls and indirect emissions from the issuer's purchase of energy) relative to peers in its Industry Classification Benchmark Supersector, as reported by Institutional Shareholder Services ("ISS"). The GHG targets signal is based on the robustness of an issuer's GHG reduction targets, including whether they are part of the Science Based Targets initiative ("SBTi") framework; this is assessed by ISS based on its own ESG ratings data and SBTi data. The value score is calculated from the following signals: current book value-to-price ratio, dividend yield (i.e., 12-month trailing dividend divided by total market capitalization), earnings yield (i.e., 12-month net income divided by total market capitalization), cash flow yield (i.e., 12-month cash flow divided by total market capitalization) and time series normalized cash flow yield over the previous 36 months. The low volatility score is based on prior 12-month volatility, as calculated by STOXX. The maximum weight of a single security is 10%, and the sum of security weights that are individually greater than 4.5% must be less than 22.5% of the Underlying Index. STOXX also applies other constraints, such as country and sector exposures relative to the Parent Index, among others. The Underlying Index is reviewed and rebalanced quarterly. As of January 31, 2023, the Underlying Index consisted of approximately 1,092 constituents from companies in the following countries or regions: Australia, Austria, Belgium, Canada, Denmark, Finland, France, Germany, Hong Kong, Ireland, Israel, Italy, Japan, the Netherlands, New Zealand, Norway, Portugal, Singapore, Spain, Sweden, Switzerland and the United Kingdom (the "U.K."). As of January 31, 2023, a significant portion of the Underlying Index is represented by securities of companies in the consumer discretionary and industrials industries or sectors. The components of the Underlying Index are likely to change over time.

*iShares MSCI Intl Momentum Factor ETF* seeks to track the investment results of an index that measures the performance of international developed large- and mid-capitalization stocks exhibiting relatively higher momentum characteristics. The fund seeks to track the investment results of the MSCI World ex USA Momentum Index (the "Underlying Index"), which consists of stocks exhibiting relatively higher momentum characteristics than the traditional market capitalization-weighted parent index, the MSCI World ex USA Index (the "Parent Index"), as determined by MSCI Inc. ("MSCI"). The Parent Index includes equity securities in approximately the top 85% of equity market capitalization

in developed market countries, as defined by MSCI, excluding the U.S. The Underlying Index is designed to reflect the performance of an equity momentum strategy that emphasizes stocks with high price momentum, while maintaining reasonably high trading liquidity, investment capacity and moderate index turnover. A risk-adjusted price momentum score, defined by MSCI as the excess return over the risk-free rate divided by the annualized standard deviation of weekly returns over the past three years, is calculated for each security in the Parent Index over 6- and 12-month time periods. The 6- and 12-month risk-adjusted price momentum calculations are then standardized at +/- 3 standard deviations and translated into an average momentum score. The weight of each Underlying Index constituent is determined by multiplying the security's momentum score by its market capitalization weight in the Parent Index. Additionally, each individual issuer is capped at 5%. MSCI uses an algorithm to determine the number of components in the Underlying Index based on the number of constituents in the Parent Index. The Underlying Index is reconstituted semi-annually. After the constituent changes are determined at each semi-annual reconstitution, the Index Provider distributes those changes over three days (generally, the reconstitution effective date and the two prior business days) to reconstitute the Underlying Index. As of July 31, 2022, the Underlying Index consisted of securities from 298 companies in the following 22 countries or regions: Australia, Austria, Belgium, Canada, Denmark, Finland, France, Germany, Hong Kong, Ireland, Israel, Italy, Japan, the Netherlands, New Zealand, Norway, Portugal, Singapore, Spain, Sweden, Switzerland and the United Kingdom. The Underlying Index includes large- and mid-capitalization companies and may change over time. As of July 31, 2022, a significant portion of the Underlying Index is represented by securities of companies in the financials and healthcare industries or sectors. The components of the Underlying Index are likely to change over time.

*iShares MSCI Intl Quality Factor ETF* seeks to track the investment results of an index that measures the performance of international developed large- and mid-capitalization stocks exhibiting relatively higher quality characteristics as identified through three fundamental variables: return on equity, earnings variability and debt-to-equity. The fund seeks to track the investment results of the MSCI World ex USA Sector Neutral Quality Index (the "Underlying Index"), which is based on a traditional market capitalization-weighted parent index, the MSCI World ex USA Index (the "Parent Index"). The Parent Index includes equity securities in approximately the top 85% of equity market capitalization in developed market countries, as defined by MSCI Inc. ("MSCI"), excluding the U.S. The Underlying Index seeks to measure the performance of securities in the Parent Index that exhibit higher quality characteristics relative to their peers within the corresponding Global Industry Classification Standard (GICS<sup>®</sup>) sector. To construct the Underlying Index, MSCI determines the "quality score" of each security in the Parent Index based on three fundamental variables: high return on equity, stable year-over-year earnings growth and low financial leverage. The Underlying Index is weighted based on a component's quality score multiplied by its weight in the Parent Index. Weights in the Underlying Index are next normalized so that sectors in the Underlying Index represent approximately the same weight as in the Parent Index. Additionally, each individual issuer is capped at 5%. The Underlying Index is rebalanced semi-annually. As of July 31, 2022, the Underlying Index consisted of securities from 302 companies in the following 22 countries or regions: Australia, Austria, Belgium, Canada, Denmark, Finland, France, Germany, Hong Kong, Ireland, Israel, Italy, Japan, the Netherlands, New Zealand, Norway, Portugal, Singapore, Spain, Sweden, Switzerland and the United Kingdom. The Underlying Index includes large- and mid-capitalization companies and may change over time. As of July 31, 2022, a significant portion of the Underlying Index is represented by securities of companies in the financials industry or sector. The components of the Underlying Index are likely to change over time.

*iShares MSCI Intl Value Factor ETF* seeks to track the investment results of an index composed of international developed large- and mid-capitalization stocks with value characteristics and relatively lower valuations. The fund seeks to track the investment results of the MSCI World ex USA Enhanced Value Index (the "Underlying Index"), which is based on a traditional market capitalization-weighted parent index, the MSCI World ex USA Index (the "Parent Index"). The Parent Index includes equity securities in approximately the top 85% of equity market capitalization in developed market countries, as defined by MSCI Inc. ("MSCI"), excluding the U.S. The Underlying Index is designed to represent the performance of securities that exhibit higher value style characteristics relative to their peers within the corresponding Global Industry Classification Standard (GICS<sup>®</sup>) sector. The value style characteristics for index construction are defined by MSCI using three accounting variables based on publicly reported financial data: price-to-book value, price-to-forward earnings and enterprise value-to-cash flow from operations. MSCI calculates a "value score" based on these three variables. MSCI assigns weights by multiplying a component's value score by its market capitalization. Weights in the Underlying Index are next normalized so that sectors in the Underlying Index represent the same weight as in the Parent Index. MSCI uses an algorithm to determine the number of components in the Underlying Index based on the number of constituents in the Parent Index. The number of components is evaluated semi-annually. As of July 31, 2022, the Underlying Index consisted of securities from 350 companies in the following 19 countries or regions: Australia, Austria, Belgium, Canada, Denmark, Finland, France, Germany, Hong Kong, Israel, Italy, Japan, the Netherlands, Norway, Singapore, Spain, Sweden, Switzerland and the United Kingdom. The Underlying Index includes large- and mid-capitalization companies and may change over time. As of July 31, 2022, a significant portion of the Underlying Index is represented by securities of companies in the financials industry or sector. The components of the Underlying Index are likely to change over time.

*iShares MSCI EAFE Min Vol Factor ETF* seeks to track the investment results of an index composed of developed market equities that, in the aggregate, have lower volatility characteristics relative to the broader developed equity markets, excluding the U.S. and Canada. The fund seeks to track the investment results of the MSCI EAFE Minimum

Volatility (USD) Index (the “Underlying Index”), which has been developed by MSCI Inc. (“MSCI”) to measure the performance of international equity securities (excluding the U.S. and Canada) that in the aggregate have lower volatility relative to the MSCI EAFE Index (the “Parent Index”), which is a capitalization-weighted index. In constructing the Underlying Index, MSCI uses a rules-based methodology to select securities from the Parent Index and to determine the weightings of such securities in the Underlying Index. Under the rules-based methodology, securities and weightings of the Underlying Index are determined based on pre-established parameters and discretionary factors are not relied on. Generally, the rules-based methodology includes specified requirements for security eligibility, maximum and minimum weightings by security and, in some cases, by sector and country, as well as rules for special dividends and other distributions and the treatment of corporate events. In order to determine weightings of securities within the Underlying Index, MSCI seeks to optimize the Parent Index such that the resulting portfolio exhibits the lowest absolute volatility, as measured by MSCI, while applying constraints based on turnover, established minimum and maximum weightings of index constituents and sectors, as well as factor constraints (for example, liquidity and financial leverage) as measured by MSCI. The Underlying Index includes stocks from Europe, Australasia, the Middle East and the Far East and, as of July 31, 2022, consisted of securities from the following 20 developed market countries or regions: Australia, Belgium, Denmark, Finland, France, Germany, Hong Kong, Ireland, Israel, Italy, Japan, the Netherlands, New Zealand, Norway, Portugal, Singapore, Spain, Sweden, Switzerland and the United Kingdom. The Underlying Index includes large- and mid-capitalization companies and may change over time. As of July 31, 2022, a significant portion of the Underlying Index is represented by securities of companies in the consumer staples and healthcare industries or sectors. The components of the Underlying Index are likely to change over time.

*iShares MSCI Emerging Markets Min Vol Factor ETF* seeks to track the investment results of an index composed of emerging market equities that, in the aggregate, have lower volatility characteristics relative to the broader emerging equity markets. The fund seeks to track the investment results of the MSCI Emerging Markets Minimum Volatility (USD) Index (the “Underlying Index”), which has been developed by MSCI Inc. (“MSCI”) to measure the performance of equity securities in global emerging markets that, in the aggregate, have lower volatility relative to the broader large- and mid-capitalization global emerging market equities. The Underlying Index is designed by selecting securities from the MSCI Emerging Markets Index (the “Parent Index”), which is a capitalization-weighted index, and then follows a rules-based methodology to optimize the Underlying Index and determine weights for securities in the index having the lowest total risk. Under a rules-based methodology, securities and weighting of the index are established based on pre-established parameters and discretionary factors are not relied on. Generally, rules-based methodologies include specified requirements for security eligibility, maximum and minimum weightings by security and, in some cases by sector and country, established rules relating to handling of special dividends and other distributions, and treatment of corporate events. In order to determine weightings by security within the Underlying Index, MSCI seeks to construct a portfolio of lowest absolute volatility using its multi-factor risk model. The portfolio is then further refined by an optimization tool that aims to determine the lowest absolute volatility based on the projected “riskiness” of securities in the Parent Index while subjected to constraints based on established minimum and maximum weightings of index constituents and sectors as well as factor constraints (for example, liquidity and financial leverage) as measured by MSCI. As of August 31, 2022, the Underlying Index consisted of securities of companies in the following 21 countries: Brazil, China, Czech Republic, Egypt, Greece, Hungary, India, Indonesia, Kuwait, Malaysia, Mexico, Peru, the Philippines, Poland, Qatar, Saudi Arabia, South Korea, Taiwan, Thailand, Turkey and the United Arab Emirates. As of August 31, 2022, a significant portion of the Underlying Index is represented by securities of companies in the communication services, financials and technology industries or sectors. The components of the Underlying Index are likely to change over time.

*iShares MSCI USA Min Vol Factor ETF* seeks to track the investment results of an index composed of U.S. equities that, in the aggregate, have lower volatility characteristics relative to the broader U.S. equity market. The fund seeks to track the investment results of the MSCI USA Minimum Volatility (USD) Index (the “Underlying Index”), which has been developed by MSCI Inc. (“MSCI”) to measure the performance of large and mid-capitalization equity securities listed on stock exchanges in the U.S. that, in the aggregate, have lower volatility relative to the large- and mid-cap U.S. equity market. In constructing the Underlying Index, MSCI uses a rules-based methodology to select securities from the MSCI USA Index (the “Parent Index”), which is a capitalization-weighted index, and to determine the weightings of such securities in the Underlying Index. Under the rules-based methodology, securities and weightings of the Underlying Index are determined based on pre-established parameters and discretionary factors are not relied on. Generally, the rules-based methodology includes specified requirements for security eligibility, maximum and minimum weightings by security and, in some cases, by sector and country, as well as rules for special dividends and other distributions and the treatment of corporate events. In order to determine weightings of securities within the Underlying Index, MSCI seeks to optimize the Parent Index such that the resulting portfolio exhibits the lowest absolute volatility, as measured by MSCI, while applying constraints based on turnover, established minimum and maximum weightings of index constituents and sectors, as well as factor constraints (for example, liquidity and financial leverage) as measured by MSCI. The Underlying Index includes large- and mid-capitalization companies and may change over time. As of July 31, 2022, a significant portion of the Underlying Index is represented by securities of companies in the healthcare and technology industries or sectors. The components of the Underlying Index are likely to change over time.

*iShares MSCI USA Momentum Factor ETF* seeks to track the investment results of an index composed of U.S. large- and mid-capitalization stocks exhibiting relatively higher price momentum. The fund seeks to track the investment

results of an index composed of U.S. large- and mid-capitalization stocks exhibiting relatively higher price momentum. The fund seeks to track the investment results of the MSCI USA Momentum SR Variant Index (the “Underlying Index”), which consists of stocks exhibiting relatively higher momentum characteristics than the traditional market capitalization-weighted parent index, the MSCI USA Index (the “Parent Index”), as determined by MSCI Inc. (“MSCI”). The Parent Index includes U.S. large- and mid-capitalization stocks, as defined by MSCI. The Underlying Index is designed to measure the performance of an equity momentum strategy by emphasizing stocks with high price momentum, while maintaining reasonably high trading liquidity, investment capacity and moderate index turnover, each as determined by MSCI. The Underlying Index is a variant of the MSCI USA Momentum Index, which employs a different reconstitution process. All constituent changes due to the semi-annual reconstitution of the Underlying Index are distributed over multiple days leading into the reconstitution effective date with an aim of facilitating easier implementation of the changes resulting from the reconstitution. A risk-adjusted price momentum metric, defined by MSCI as the excess return over the risk-free rate divided by the annualized standard deviation of weekly returns over the past three years, is calculated for each security in the Parent Index over 6- and 12-month time periods. The 6- and 12-month risk-adjusted price momentum calculations are then standardized at +/- 3 standard deviations and translated into an average momentum score. The weight of each Underlying Index constituent is determined by multiplying the security’s momentum score by its market capitalization weight in the Parent Index. Additionally, each individual issuer is capped at 5% at reconstitution. MSCI uses an algorithm to determine the number of components in the Underlying Index based on the number of constituents in the Parent Index. The Underlying Index is reconstituted semi-annually. After the constituent changes are determined at each semi-annual reconstitution, MSCI distributes those changes over three days (generally, the reconstitution effective date and the two prior business days) to reconstitute the Underlying Index. As of July 31, 2022, there were 124 securities in the Underlying Index. As of July 31, 2022, a significant portion of the Underlying Index is represented by securities of companies in the consumer staples, energy and healthcare industries or sectors. The components of the Underlying Index are likely to change over time.

*iShares MSCI USA Quality Factor ETF* seeks to track the investment results of an index composed of U.S. large- and mid-capitalization stocks with quality characteristics as identified through certain fundamental metrics. The fund seeks to track the investment results of the MSCI USA Sector Neutral Quality Index (the “Underlying Index”), which is based on a traditional market capitalization-weighted parent index, the MSCI USA Index (the “Parent Index”). The Parent Index includes U.S. large- and mid-capitalization stocks, as defined by MSCI Inc. (“MSCI”). The Underlying Index seeks to measure the performance of securities in the Parent Index that exhibit higher quality characteristics relative to their peers within the corresponding Global Industry Classification Standard (GICS®) sector. To construct the Underlying Index, MSCI determines the quality score of each security in the Parent Index based on three fundamental variables: high return on equity, low earnings variability and low leverage. The Underlying Index is weighted based on a component’s quality score multiplied by its weight in the Parent Index. Weights in the Underlying Index are next normalized so that sectors in the Underlying Index represent the same weight as in the Parent Index. Additionally, each individual issuer is capped at 5%. The Underlying Index is rebalanced on a semi-annual basis. As of July 31, 2022, there were 125 securities in the Underlying Index. As of July 31, 2022, a significant portion of the Underlying Index is represented by securities of companies in the technology industry or sector. The components of the Underlying Index are likely to change over time.

*iShares MSCI USA Size Factor ETF* seeks to track the investment results of an index composed of U.S. large- and mid-capitalization stocks with relatively smaller average market capitalization. The fund seeks to track the investment results of the MSCI USA Low Size Index (the “Underlying Index”), which is based on a traditional market capitalization-weighted parent index, the MSCI USA Index (the “Parent Index”). The Parent Index includes U.S. large- and mid-capitalization stocks, as defined by MSCI Inc. (“MSCI”). The Underlying Index is constructed by applying a mathematical formula at each rebalancing that reweights the components of its market capitalization-weighted Parent Index, such that the representation of smaller capitalization companies is increased relative to larger capitalization companies. In addition, at each rebalancing, MSCI calculates a “constraint factor” for each component. The constraint factor is the ratio of the component’s weight in the Underlying Index to that component’s weight in the Parent Index. The constraint factor is held constant between each rebalancing, except in the case of corporate events (as defined by MSCI). Changes in the relative weight of an individual component in the Parent Index due to market appreciation/depreciation result in that component increasing/decreasing in weight in the Underlying Index to hold the constraint factor for that component constant between each rebalancing. The Underlying Index is rebalanced semi-annually in May and November. As of July 31, 2022, there are 627 component securities in the Underlying Index. As of July 31, 2022, a significant portion of the Underlying Index is represented by securities of companies in the technology industry or sector. The components of the Underlying Index are likely to change over time.

*iShares MSCI USA Small-Cap Min Vol Factor ETF* seeks to track the investment results of an index composed of small-capitalization U.S. equities that, in the aggregate, have lower volatility characteristics relative to the small-capitalization U.S. equity market. The fund seeks to track the investment results of the MSCI USA Small Cap Minimum Volatility (USD) Index (the “Underlying Index”), which has been developed by MSCI Inc. (“MSCI”) to measure the performance of small-capitalization U.S. equities that in the aggregate are expected to have lower volatility characteristics relative to the small-capitalization U.S. equity market. In constructing the Underlying Index, MSCI uses a rules-based methodology to select securities from the MSCI USA Small Cap Index (the “Parent Index”), which is a capitalization-weighted index that represents approximately 14% of the free float-adjusted market capitalization in the U.S., and to determine the

weightings of such securities in the Underlying Index. Under the rules-based methodology, securities and weightings of the Underlying Index are established based on pre-established parameters and discretionary factors are not relied on. Generally, the rules-based methodology includes specified requirements for security eligibility, maximum and minimum weightings by security and, in some cases, by sector and country, as well as rules for special dividends and other distributions and the treatment of corporate events. In order to determine weightings of securities within the Underlying Index, MSCI seeks to optimize the Parent Index such that the resulting portfolio exhibits the lowest absolute volatility, as measured by MSCI, while applying constraints based on turnover, established minimum and maximum weightings of index constituents and sectors, as well as factor constraints (for example, liquidity and financial leverage) as measured by MSCI. As of July 31, 2022, a significant portion of the Underlying Index is represented by securities of companies in the financials and healthcare industries or sectors. The components of the Underlying Index are likely to change over time.

*iShares MSCI USA Value Factor ETF* seeks to track the investment results of an index composed of U.S. large- and mid-capitalization stocks with value characteristics and relatively lower valuations. The fund seeks to track the investment results of the MSCI USA Enhanced Value Index (the “Underlying Index”), which is based on a traditional market capitalization-weighted parent index, the MSCI USA Index (the “Parent Index”). The Parent Index includes U.S. large- and mid-capitalization stocks, as defined by MSCI Inc. (“MSCI”). The Underlying Index is designed to measure the performance of securities in the Parent Index that exhibit higher value characteristics relative to their peers within the corresponding Global Industry Classification Standard (GICS®) sector. To construct the Underlying Index, MSCI calculates a “value score” for each security in the Parent Index using three variables: price-to-book value, price-to-forward earnings and enterprise value-to-cash flow from operations. MSCI assigns weights by multiplying a component’s value score by its market capitalization. Weights in the Underlying Index are next normalized so that sectors in the Underlying Index represent the same weight as in the Parent Index. MSCI uses an algorithm to determine the number of components in the Underlying Index based on the number of constituents in the Parent Index. The number of components is evaluated semi-annually. As of July 31, 2022, there were 150 securities in the Underlying Index. As of July 31, 2022, a significant portion of the Underlying Index is represented by securities of companies in the technology industry or sector. The components of the Underlying Index are likely to change over time.

*iShares International Developed Real Estate ETF* seeks to track the investment results of an index composed of real estate equities in developed non-U.S. markets. The fund seeks to track the investment results of the FTSE EPRA Nareit Developed ex US Index (the “Underlying Index”), which measures the performance of companies engaged in the ownership and development of real estate markets in developed countries (except for the U.S.) as defined by FTSE EPRA Nareit. As of April 30, 2022, the Underlying Index was composed of securities of companies in the following countries or regions: Australia, Austria, Belgium, Canada, Finland, France, Germany, Hong Kong, Ireland, Israel, Italy, Japan, Luxembourg, the Netherlands, New Zealand, Norway, Singapore, South Korea, Spain, Sweden, Switzerland and the United Kingdom (the “U.K.”). As of April 30, 2022, a significant portion of the Underlying Index includes companies offering various real estate services, real estate operating companies and real estate investment trusts (“REITs”). The components of the Underlying Index are likely to change over time.

*iShares U.S. Equity Factor ETF* seeks to track the investment results of an index composed of U.S. large- and mid-capitalization stocks that have favorable exposure to target style factors subject to constraints. The fund seeks to track the investment results of the STOXX U.S. Equity Factor Index (the “Underlying Index”), which is a rules-based equity index provided by STOXX Ltd. (“STOXX”). The Underlying Index is composed of large- and mid-capitalization equity securities from the STOXX USA 900 index (the “Parent Index”) that are selected and weighted using an optimization process designed to maximize exposure to five target factors: momentum, quality, value, low volatility and size. The Underlying Index also seeks to mitigate exposure to unintended systematic exposures, limit turnover and maintain a level of risk similar to that of the Parent Index. The Parent Index measures the performance of the largest 900 companies of the U.S. equity market, as defined by STOXX. The momentum score is calculated from the following signals: price momentum, earnings momentum and earnings announcement drift (i.e., the difference between a stock’s performance on and immediately following an earnings announcement date). The quality score is calculated from the following signals: gross profitability, share dilution, accruals, changes in net operating assets, carbon emissions intensity and greenhouse gas (“GHG”) reduction targets. Carbon emissions intensity is based on the issuer’s Scope 1 and Scope 2 GHG emissions (i.e., direct emissions from sources that an issuer owns or controls and indirect emissions from the issuer’s purchase of energy) relative to peers in its Industry Classification Benchmark Supersector, as reported by Institutional Shareholder Services (“ISS”). The GHG targets signal is based on the robustness of an issuer’s GHG reduction targets, including whether they are part of the Science Based Targets initiative (“SBTi”) framework; this is assessed by ISS based on its own ESG ratings data and SBTi data. The value score is calculated from the following signals: current book value-to-price ratio, dividend yield (i.e., 12-month trailing dividend divided by total market capitalization), earnings yield (i.e., 12-month net income divided by total market capitalization), cash flow yield (i.e., 12-month cash flow divided by total market capitalization) and time series normalized cash flow yield over the previous 36 months. The low volatility score is based on prior 12-month volatility, as calculated by STOXX. The size score seeks to measure an issuer’s market capitalization relative to other companies in the Parent Index. The maximum weight of a single security is 10%, and the sum of security weights that are individually greater than 4.5% must be less than 22.5% of the Underlying Index. The Index Provider also applies other constraints, such as sector exposures relative to the Parent Index, among others. The Underlying Index is reviewed and

rebalanced quarterly. As of July 31, 2022, the Underlying Index consisted of approximately 306 constituents, and a significant portion of the Underlying Index is represented by securities of companies in the consumer discretionary and technology industries or sectors. The components of the Underlying Index are likely to change over time.

*iShares U.S. Small-Cap Equity Factor ETF* seeks to track the investment results of an index composed of U.S. small-capitalization stocks that have favorable exposure to target style factors subject to constraints. The fund seeks to track the investment results of the STOXX U.S. Small-Cap Equity Factor Index (the “Underlying Index”), which is a rules-based equity index provided by STOXX Ltd. (“STOXX”). The Underlying Index is composed of small-capitalization equity securities from the STOXX US Small Cap Index (the “Parent Index”) that are selected and weighted using an optimization process designed to maximize exposure to four target factors: momentum, quality, value, and low volatility. The Underlying Index seeks to control exposure to, among other things, industries, limit turnover and maintain a level of risk similar to that of the Parent Index. The Parent Index is a free float market capitalization-weighted index designed to measure the performance of small-capitalization companies in the U.S. Small capitalization companies, as calculated by STOXX, represent approximately the bottom 15% of the investable market capitalization in the U.S. securities market, as determined by STOXX. The momentum score is calculated from the following signals: price momentum, earnings momentum and earnings announcement drift (i.e., the difference between a stock’s performance on and immediately following an earnings announcement date). The quality score is calculated from the following signals: gross profitability, share dilution, accruals, changes in net operating assets, carbon emissions intensity and greenhouse gas (“GHG”) reduction targets. Carbon emissions intensity is based on the issuer’s Scope 1 and Scope 2 GHG emissions (i.e., direct emissions from sources that an issuer owns or controls and indirect emissions from the issuer’s purchase of energy) relative to peers in its Industry Classification Benchmark Supersector, as reported by Institutional Shareholder Services (“ISS”). The GHG targets signal is based on the robustness of an issuer’s GHG reduction targets, including whether they are part of the Science Based Targets initiative (“SBTi”) framework; this is assessed by ISS based on its own ESG ratings data and SBTi data. The value score is calculated from the following signals: current book value-to-price ratio, dividend yield (i.e., 12-month trailing dividend divided by total market capitalization), earnings yield (i.e., 12-month net income divided by total market capitalization), cash flow yield (i.e., 12-month cash flow divided by total market capitalization) and time series normalized cash flow yield over the previous 36 months. The low volatility score is based on prior 12 month volatility, as calculated by STOXX. The maximum weight of a single security is 10%, and the sum of security weights that are individually greater than 4.5% must be less than 22.5% of the Underlying Index. STOXX also applies other constraints, such as country and sector exposures relative to the Parent Index, among others. The Underlying Index is reviewed and rebalanced quarterly. As of January 31, 2023, the Underlying Index consisted of approximately 876 constituents, and a significant portion of the Underlying Index is represented by securities of companies in the consumer discretionary, financials and industrials industries or sectors. The components of the Underlying Index are likely to change over time.

*iShares MSCI Australia ETF* seeks to track the investment results of an index composed of Australian equities. The fund seeks to track the investment results of the MSCI Australia Index (the “Underlying Index”), which is designed to measure the performance of large- and mid-capitalization segments of the Australian equity market. As of August 31, 2022, a significant portion of the Underlying Index is represented by securities of companies in the financials and materials industries or sectors. The components of the Underlying Index are likely to change over time.

*iShares MSCI Canada ETF* seeks to track the investment results of an index composed of Canadian equities. The fund seeks to track the investment results of the MSCI Canada Custom Capped Index (the “Underlying Index”), which is designed to measure broad-based equity performance in Canada. The Underlying Index constrains at quarterly rebalance the weight of any single issuer to a maximum of 22.5% of the Underlying Index. Additionally, the sum of the issuers that individually constitute more than 4.75% of the weight of the Underlying Index will not exceed a maximum of 22.5% of the weight of the Underlying Index in the aggregate. Between quarterly rebalances, the Underlying Index constrains weight of any single issuer to a maximum of 22.5% of the Underlying Index and constrains the sum of the issuers that individually constitute more than 5% of the weight of the Underlying Index to maximum of 24% of the weight of the Underlying Index in the aggregate. The Underlying Index is a variation of the MSCI Canada Index, designed to take into account the investment diversification requirements applicable to RICs pursuant to Subchapter M of the Internal Revenue Code. The Underlying Index includes large- and mid-capitalization companies and may change over time. As of August 31, 2022, a significant portion of the Underlying Index is represented by securities of companies in the energy and financials industries or sectors. The components of the Underlying Index are likely to change over time.

*iShares MSCI EAFE ETF* seeks to track the investment results of an index composed of large- and mid-capitalization developed market equities, excluding the U.S. and Canada. The fund seeks to track the investment results of the MSCI EAFE Index (the “Underlying Index”), which has been developed by MSCI Inc. (“MSCI”). The Underlying Index is a free float-adjusted, market capitalization-weighted index designed to measure large- and mid-capitalization equity market performance of developed markets outside of the U.S. and Canada. The Underlying Index includes stocks from Europe, Australasia and the Far East and, as of July 31, 2022, consisted of securities from the following 21 developed market countries or regions: Australia, Austria, Belgium, Denmark, Finland, France, Germany, Hong Kong, Ireland, Israel, Italy, Japan, the Netherlands, New Zealand, Norway, Portugal, Singapore, Spain, Sweden, Switzerland and the United Kingdom. As of July 31, 2022, a significant portion of the Underlying Index is represented by securities of companies

in the financials and industrials industries or sectors. The components of the Underlying Index are likely to change over time.

*iShares MSCI EAFE Small-Cap ETF* seeks to track the investment results of an index composed of small-capitalization developed market equities, excluding the U.S. and Canada. The fund seeks to track the investment results of the MSCI EAFE Small Cap Index (the “Underlying Index”), which represents the small-capitalization segment of the MSCI EAFE IMI Index. The MSCI EAFE IMI Index is an equity index developed by MSCI Inc. (“MSCI”) that captures large-, mid- and small-capitalization representation across developed markets outside of the U.S. and Canada. Constituents of the Underlying Index include securities from Europe, Australasia and the Far East. Under MSCI’s Global Investable Market Index (IMI) methodology, the small-capitalization universe consists of securities of those companies not included in the large-capitalization or mid-capitalization segments of a particular market, which together comprise approximately 85% of each market’s free float-adjusted market capitalization. The small-cap segment covers the 85%-99% range of each market’s free float-adjusted market capitalization. As of July 31, 2022, the Underlying Index consisted of securities from the following 21 developed market countries or regions: Australia, Austria, Belgium, Denmark, Finland, France, Germany, Hong Kong, Ireland, Israel, Italy, Japan, the Netherlands, New Zealand, Norway, Portugal, Singapore, Spain, Sweden, Switzerland and the United Kingdom. As of July 31, 2022, a significant portion of the Underlying Index is represented by securities of companies in the industrials industry or sector. The components of the Underlying Index are likely to change over time.

*iShares MSCI Emerging Markets ETF* seeks to track the investment results of an index composed of large- and mid-capitalization emerging market equities. The fund seeks to track the investment results of the MSCI Emerging Markets Index (the “Underlying Index”), which is designed to measure equity market performance in the global emerging markets. As of August 31, 2022, the Underlying Index consisted of securities from the following 24 emerging market countries: Brazil, Chile, China, Colombia, Czech Republic, Egypt, Greece, Hungary, India, Indonesia, Kuwait, Malaysia, Mexico, Peru, the Philippines, Poland, Qatar, Saudi Arabia, South Africa, South Korea, Taiwan, Thailand, Turkey and the United Arab Emirates. The Underlying Index includes large- and mid-capitalization companies and may change over time. As of August 31, 2022, a significant portion of the Underlying Index is represented by securities of companies in the financials and technology industries or sectors. The components of the Underlying Index are likely to change over time.

*iShares MSCI Emerging Markets Small-Cap ETF* seeks to track the investment results of an index composed of small-capitalization emerging market equities. The fund seeks to track the investment results of the MSCI Emerging Markets Small Cap Index (the “Underlying Index”), which is designed to measure the performance of equity securities of small-capitalization companies in emerging market countries. As of August 31, 2022, the Underlying Index consisted of issuers in the following 24 emerging market countries: Brazil, Chile, China, Colombia, Czech Republic, Egypt, Greece, Hungary, India, Indonesia, Kuwait, Malaysia, Mexico, Peru, the Philippines, Poland, Qatar, Saudi Arabia, South Africa, South Korea, Taiwan, Thailand, Turkey and the United Arab Emirates. As of August 31, 2022, a significant portion of the Underlying Index is represented by securities of companies in the industrials and technology industries or sectors. The components of the Underlying Index are likely to change over time.

*iShares MSCI Eurozone ETF* seeks to track the investment results of an index composed of large- and mid-capitalization equities from developed market countries that use the euro as their official currency. The fund seeks to track the investment results of the MSCI EMU Index (the “Underlying Index”), which consists of securities from the following 10 developed market countries: Austria, Belgium, Finland, France, Germany, Ireland, Italy, the Netherlands, Portugal and Spain. The Underlying Index includes large- and mid-capitalization companies and may change over time. As of August 31, 2022, a significant portion of the Underlying Index is represented by securities of companies in the consumer discretionary and industrials industries or sectors. The components of the Underlying Index are likely to change over time.

*iShares MSCI France ETF* seeks to track the investment results of an index composed of French equities. The fund seeks to track the investment results of the MSCI France Index (the “Underlying Index”), which is designed to measure the performance of the large- and mid-capitalization segments of the French equity market. As of August 31, 2022, a significant portion of the Underlying Index is represented by securities of companies in the consumer discretionary and industrials industries or sectors. The components of the Underlying Index are likely to change over time.

*iShares MSCI Germany ETF* seeks to track the investment results of an index composed of German equities. The fund seeks to track the investment results of the MSCI Germany Index (the “Underlying Index”), which is designed to measure the performance of the large- and mid-capitalization segments of the German equity market. As of August 31, 2022, a significant portion of the Underlying Index is represented by securities of companies in the consumer discretionary, financials and industrials industries or sectors. The components of the Underlying Index are likely to change over time.

*iShares MSCI Japan ETF* seeks to track the investment results of an index composed of Japanese equities. The fund seeks to track the investment results of the MSCI Japan Index (the “Underlying Index”), which is designed to measure the performance of the large- and mid-capitalization segments of the Japanese equity market. As of August 31, 2022, a significant portion of the Underlying Index is represented by securities of companies in the consumer discretionary and industrials industries or sectors. The components of the Underlying Index are likely to change over time.



*iShares MSCI United Kingdom ETF* seeks to track the investment results of an index composed of U.K. equities. The fund seeks to track the investment results of the MSCI United Kingdom Index (the “Underlying Index”), which is designed to measure the performance of the large- and mid-capitalization segments of the UK market. As of August 31, 2022, a significant portion of the Underlying Index is represented by securities of companies in the consumer staples and financials industries or sectors. The components of the Underlying Index are likely to change over time.

*iShares North American Natural Resources ETF* seeks to track the investment results of an index composed of North American equities in the natural resources sector. The fund seeks to track the investment results of the S&P North American Natural Resources Sector Index (the “Underlying Index”), which measures the performance of U.S.-traded stocks of natural resource-related companies in the U.S. and Canada, as determined by S&P Dow Jones Indices LLC. The Underlying Index includes companies that are classified under the GICS® energy and materials sectors, excluding the chemicals industry, and steel sub-industry. The Underlying Index includes large-, mid- and small-capitalization companies and may change over time. As of March 31, 2022, a significant portion of the Underlying Index is represented by securities of companies in the energy, materials and natural resources industries or sectors. The components of the Underlying Index are likely to change over time.

*iShares Russell 2000 ETF* seeks to track the investment results of an index composed of small-capitalization U.S. equities. The fund seeks to track the investment results of the Russell 2000® Index (the “Underlying Index”), which measures the performance of the small-capitalization sector of the U.S. equity market, as defined by FTSE Russell (“Russell”). The Underlying Index is a subset of the Russell 3000 Index, which measures the performance of the broad U.S. equity market, as defined by Russell. The Underlying Index is a float-adjusted capitalization-weighted index of equity securities issued by the approximately 2,018 smallest issuers in the Russell 3000 Index. As of March 31, 2022, the Underlying Index represented approximately 6% of the total market capitalization of the Russell 3000 Index. As of March 31, 2022, a significant portion of the Underlying Index is represented by securities of companies in the financials, healthcare and industrials industries or sectors. The components of the Underlying Index are likely to change over time.

*iShares Russell Mid-Cap ETF* seeks to track the investment results of an index composed of mid-capitalization U.S. equities. The fund seeks to track the investment results of the Russell Midcap Index (the “Underlying Index”), which measures the performance of the mid-capitalization sector of the U.S. equity market, as defined by FTSE Russell (“Russell”). The Underlying Index is a subset of the Russell 1000® Index, which measures the performance of the large- and mid-capitalization sectors of the U.S. equity market, as defined by Russell. As of March 31, 2022, the Underlying Index represented approximately 26% of the total market capitalization of the Russell 1000® Index. The Underlying Index is a float-adjusted capitalization-weighted index of equity securities issued by the approximately 824 smallest issuers in the Russell 1000 Index. As of March 31, 2022, a significant portion of the Underlying Index is represented by securities of companies in the industrials industry or sector. The components of the Underlying Index are likely to change over time.

*iShares U.S. Real Estate ETF* seeks to track the investment results of an index composed of U.S. equities in the real estate sector. The fund seeks to track the investment results of the Dow Jones U.S. Real Estate Capped Index (the “Underlying Index”), which measures the performance of the real estate sector of the U.S. equity market, as defined by S&P Dow Jones Indices LLC. The Underlying Index uses a capping methodology to limit the weight of the securities of any single issuer (as determined by S&P Dow Jones Indices LLC) to a maximum of 10% of the Underlying Index. Additionally, the Underlying Index constrains at each quarterly review: (i) the weight of any single issuer to a maximum of 10%, and (ii) the aggregate weight of all issuers that individually exceed 4.50% of the index weight to a maximum of 22.50%. Between scheduled quarterly index reviews, the Underlying Index is rebalanced at the end of any day on which all issuers that individually constitute more than 5% of the weight of the Underlying Index constitute more than 25% of the weight of the Underlying Index in the aggregate. In implementing this capping methodology, S&P Dow Jones Indices LLC may consider two or more companies as belonging to the same issuer where there is reasonable evidence of common control. As of March 31, 2022, a significant portion of the Underlying Index is represented by securities of companies in the REIT industry or sector. The components of the Underlying Index are likely to change over time.

## **Fixed Income ETFs**

*iShares 1-3 Year Treasury Bond ETF* seeks to track the investment results of an index composed of U.S. Treasury bonds with remaining maturities between one and three years. The fund seeks to track the investment results of the ICE® U.S. Treasury 1-3 Year Bond Index (the “Underlying Index”), which measures the performance of public obligations of the U.S. Treasury that have a remaining maturity of greater than or equal to one year and less than three years. As of February 28, 2022, there were 93 issues in the Underlying Index. The Underlying Index consists of publicly-issued U.S. Treasury securities that have a remaining maturity of greater than or equal to one year and less than three years and have \$300 million or more of outstanding face value, excluding amounts held by the Federal Reserve System. In addition, the securities in the Underlying Index must be fixed-rate and denominated in U.S. dollars. Excluded from the Underlying Index are inflation-linked securities, Treasury bills, cash management bills, any government agency debt issued with or without a government guarantee and zero-coupon issues that have been

stripped from coupon-paying bonds. The Underlying Index is market value weighted, and the securities in the Underlying Index are updated on the last business day of each month.

*iShares 3-7 Year Treasury Bond ETF* seeks to track the investment results of an index composed of U.S. Treasury bonds with remaining maturities between three and seven years. The fund seeks to track the investment results of the ICE® U.S. Treasury 3-7 Year Bond Index (the “Underlying Index”), which measures the performance of public obligations of the U.S. Treasury that have a remaining maturity of greater than or equal to three years and less than seven years. As of February 28, 2022, there were 97 issues in the Underlying Index. The Underlying Index consists of publicly-issued U.S. Treasury securities that have a remaining maturity of greater than or equal to three years and less than seven years and have \$300 million or more of outstanding face value, excluding amounts held by the Federal Reserve System. In addition, the securities in the Underlying Index must be fixed-rate and denominated in U.S. dollars. Excluded from the Underlying Index are inflation-linked securities, Treasury bills, cash management bills, any government agency debt issued with or without a government guarantee and zero-coupon issues that have been stripped from coupon-paying bonds. The Underlying Index is market value weighted, and the securities in the Underlying Index are updated on the last business day of each month.

*iShares 7-10 Year Treasury Bond ETF* seeks to track the investment results of an index composed of U.S. Treasury bonds with remaining maturities between seven and ten years. The fund seeks to track the investment results of the ICE® U.S. Treasury 7-10 Year Bond Index (the “Underlying Index”), which measures the performance of public obligations of the U.S. Treasury that have a remaining maturity of greater than or equal to seven years and less than ten years. As of February 28, 2022, there were 15 issues in the Underlying Index. The Underlying Index consists of publicly-issued U.S. Treasury securities that have a remaining maturity of greater than or equal to seven years and less than ten years and have \$300 million or more of outstanding face value, excluding amounts held by the Federal Reserve System. In addition, the securities in the Underlying Index must be fixed-rate and denominated in U.S. dollars. Excluded from the Underlying Index are inflation-linked securities, Treasury bills, cash management bills, any government agency debt issued with or without a government guarantee and zero-coupon issues that have been stripped from coupon-paying bonds. The Underlying Index is market value weighted, and the securities in the Underlying Index are updated on the last business day of each month.

*iShares 10-20 Year Treasury Bond ETF* seeks to track the investment results of an index composed of U.S. Treasury bonds with remaining maturities between ten and twenty years. The fund seeks to track the investment results of the ICE® U.S. Treasury 10-20 Year Bond Index (the “Underlying Index”), which measures the performance of public obligations of the U.S. Treasury that have a remaining maturity of greater than or equal to ten years and less than twenty years. As of February 28, 2022, there were 26 issues in the Underlying Index. The Underlying Index consists of publicly-issued U.S. Treasury securities that have a remaining maturity of greater than or equal to ten years and less than twenty years and have \$300 million or more of outstanding face value, excluding amounts held by the Federal Reserve System. In addition, the securities in the Underlying Index must be fixed-rate and denominated in U.S. dollars. Excluded from the Underlying Index are inflation-linked securities, Treasury bills, cash management bills, any government agency debt issued with or without a government guarantee and zero-coupon issues that have been stripped from coupon-paying bonds. The Underlying Index is market value weighted, and the securities in the Underlying Index are updated on the last business day of each month.

*iShares 20+ Year Treasury Bond ETF* seeks to track the investment results of an index composed of U.S. Treasury bonds with remaining maturities greater than twenty years. The fund seeks to track the investment results of the ICE® U.S. Treasury 20+ Year Bond Index (the “Underlying Index”), which measures the performance of public obligations of the U.S. Treasury that have a remaining maturity greater than or equal to twenty years. As of February 28, 2022, there were 40 issues in the Underlying Index. The Underlying Index consists of publicly-issued U.S. Treasury securities that have a remaining maturity greater than or equal to twenty years and have \$300 million or more of outstanding face value, excluding amounts held by the Federal Reserve System. In addition, the securities in the Underlying Index must be fixed-rate and denominated in U.S. dollars. Excluded from the Underlying Index are inflation-linked securities, Treasury bills, cash management bills, any government agency debt issued with or without a government guarantee and zero-coupon issues that have been stripped from coupon-paying bonds. The Underlying Index is market value weighted, and the securities in the Underlying Index are updated on the last business day of each month.

*iShares Broad USD Investment Grade Corporate Bond ETF* seeks to track the investment results of an index composed of U.S. dollar-denominated investment-grade corporate bonds. The fund seeks to track the investment results of the ICE® BofA® US Corporate Index (the “Underlying Index”), which measures the performance of investment-grade corporate bonds of both U.S. and non-U.S. issuers that are U.S. dollar-denominated and publicly issued in the U.S. domestic market. As of February 28, 2022, there were 9,445 issues in the Underlying Index. As of February 28, 2022, a significant portion of the Underlying Index is represented by securities of companies in the financials industry or sector. The components of the Underlying Index are likely to change over time. The Underlying Index consists of investment-grade corporate bonds of both U.S. and non-U.S. issuers that have a remaining maturity of greater than or equal to one year, have been publicly issued in the U.S. domestic market, and have \$250 million or more of outstanding face value. The Index Provider deems securities as “investment grade” based on the average rating of Fitch Ratings, Inc. (BBB or better), Moody’s Investors Service, Inc. (Baa or better) and/or Standard & Poor’s® Financial Services LLC, a subsidiary of S&P Global (BBB or better). In addition, the securities in the Underlying Index must be

denominated in U.S. dollars and must be fixed-rate. Excluded from the Underlying Index are equity-linked securities, securities in legal default, hybrid securitized corporate bonds, Eurodollar bonds (U.S. dollar-denominated securities not issued in the U.S. domestic market), taxable and tax-exempt U.S. municipal securities and dividends-received-deduction-eligible securities. The Underlying Index is market capitalization-weighted, and the securities in the Underlying Index are updated on the last calendar day of each month.

*iShares Core U.S. Aggregate Bond ETF* seeks to track the investment results of an index composed of the total U.S. investment-grade bond market. The fund seeks to track the investment results of the Bloomberg U.S. Aggregate Bond Index (the "Underlying Index"), which measures the performance of the total U.S. investment-grade (as determined by Bloomberg Index Services Limited ("Bloomberg")) bond market. As of February 28, 2022, there were 12,364 issues in the Underlying Index. The Underlying Index includes investment-grade U.S. Treasury bonds, government-related bonds, corporate bonds, mortgage-backed pass-through securities ("MBS"), commercial mortgage-backed securities ("CMBS") and asset-backed securities ("ABS") that are publicly offered for sale in the U.S. As of February 28, 2022, a significant portion of the Underlying Index is represented by MBS and U.S. Treasury securities. The components of the Underlying Index are likely to change over time. The securities in the Underlying Index must have \$300 million or more of outstanding face value and must have at least one year remaining to maturity, with the exception of amortizing securities such as ABS and MBS, which have lower thresholds as defined by Bloomberg. In addition, the securities in the Underlying Index must be denominated in U.S. dollars and must be fixed-rate and non-convertible. Certain types of securities, such as state and local government series bonds, structured notes with embedded swaps or other special features, private placements, floating-rate securities and bonds that have been issued in one country's currency but are traded outside of that country in a different monetary and regulatory system (e.g., Eurobonds), are excluded from the Underlying Index. The Underlying Index is market capitalization-weighted, and the securities in the Underlying Index are updated on the last business day of each month. As of February 28, 2022, approximately 24% of the bonds represented in the Underlying Index were U.S. fixed-rate agency MBS. Such securities are issued by entities such as the Government National Mortgage Association, the Federal National Mortgage Association, and the Federal Home Loan Mortgage Corporation and are backed by pools of mortgages. Most transactions in fixed-rate MBS occur through standardized contracts for future delivery in which the exact mortgage pools to be delivered are not specified until a few days prior to settlement (to-be-announced ("TBA") transactions). The fund may enter into such contracts on a regular basis. The fund, pending settlement of such contracts, will invest its assets in high-quality, liquid short-term instruments, including shares of money market funds advised by BFA or its affiliates. The fund will assume its pro rata share of the fees and expenses of any money market fund that it may invest in, in addition to the fund's own fees and expenses. The fund may also acquire interests in mortgage pools through means other than such standardized contracts for future delivery.

*iShares U.S. Fixed Income Balanced Risk Factor ETF* seeks to track the investment results of an index, composed of taxable U.S. dollar-denominated bonds and U.S. Treasury futures, which targets an equal allocation between interest rate and credit spread risk. The fund seeks to track the Bloomberg U.S. Fixed Income Balanced Risk Index (the "Underlying Index"), which measures the performance of the corporate and mortgage portion of the Bloomberg U.S. Universal Index (the "Parent Index") while targeting an equal allocation between interest rate and credit spread risk. As of October 31, 2022, approximately 83.6% of the Underlying Index consisted of issuers organized or located in the United States, and there were 6,659 issues in the Underlying Index from issuers in over 11 countries or regions. The Underlying Index may include large-, mid- or small-capitalization companies. As of October 31, 2022, a significant portion of the Underlying Index is invested in securities of companies in the financials industry or sector and mortgage-backed securities ("MBS") and investment-grade corporate bonds. The components of the Underlying Index are likely to change over time. Securities may be registered or privately placed. All securities in the Underlying Index are U.S. dollar-denominated. The Underlying Index uses a rules-based approach to calculate an equal volatility-weighted allocation to each of five segments of the Parent Index: (1) investment-grade corporate bonds 1-5 year; (2) investment-grade corporate bonds 5-10 year; (3) high yield corporate bonds rated BB or higher; (4) high yield corporate bonds rated below BB; and (5) U.S. agency MBS. Segments with lower credit spread volatility receive a higher weighting in the Underlying Index, and segments with higher credit spread volatility receive a lower weighting in the Underlying Index, with the result that the contribution of each segment to overall credit spread volatility is approximately equal. Credit spread volatility aims to capture the volatility of the return attributable to the credit quality of the security. Credit spread volatility for investment-grade corporate securities and MBS components is measured differently than for the fund's high yield securities. To increase overall yield and credit spread exposure, the Underlying Index incorporates a leverage factor of up to 25% that redeploys MBS exposure, via cash pending settlement from to-be-announced mortgage transactions ("TBAs"), toward other index constituent securities. The Underlying Index further adjusts interest rate risk so that it equals credit spread risk, by adding either long positions in U.S. Treasury bonds or short positions in U.S. Treasury futures. The Underlying Index is rebalanced monthly.

*iShares Government/Credit Bond ETF* seeks to track the investment results of an index composed of U.S. dollar-denominated government, government-related and investment-grade U.S. corporate bonds. The fund seeks to track the investment results of the Bloomberg U.S. Government/Credit Bond Index (the "Underlying Index"), which measures the performance of U.S. dollar-denominated U.S. Treasury bonds, government-related bonds (i.e., U.S. and foreign agencies, sovereign, supranational and local authority debt) and investment-grade (as determined by Bloomberg Index Services Limited) U.S. corporate bonds that have a remaining maturity of greater than or equal to one year. As of

February 28, 2022, there were 8,555 issues in the Underlying Index. As of February 28, 2022, a significant portion of the Underlying Index is represented by U.S. Treasury securities. The components of the Underlying Index are likely to change over time. The Underlying Index consists of U.S. government, government-related and investment-grade U.S. credit securities that have greater than or equal to one year remaining to maturity and have \$300 million or more of outstanding face value. In addition, the securities in the Underlying Index must be denominated in U.S. dollars and must be fixed-rate and non-convertible. Excluded from the Underlying Index are certain special issues such as targeted investor notes, state and local government series bonds and coupon issues that have been stripped from bonds. Also excluded from the Underlying Index are structured notes with embedded swaps or other special features, private placements, floating-rate securities and bonds that have been issued in one country's currency but are traded outside of that country in a different monetary and regulatory system (e.g., Eurobonds). The Underlying Index is market capitalization-weighted and the securities in the Underlying Index are updated on the last business day of each month.

*iShares iBoxx \$ High Yield Corporate Bond ETF* seeks to track the investment results of an index composed of U.S. dollar-denominated, high yield corporate bonds. The fund seeks to track the investment results of the Markit iBoxx<sup>®</sup> USD Liquid High Yield Index (the "Underlying Index"), which is a rules-based index consisting of U.S. dollar-denominated, high yield (as determined by Markit Indices Limited ("Markit")) corporate bonds for sale in the U.S. The Underlying Index is designed to provide a broad representation of the U.S. dollar-denominated liquid high yield corporate bond market. The Underlying Index is a modified market-value weighted index with a cap on each issuer of 3%. There is no limit to the number of issues in the Underlying Index. As of February 28, 2022, the Underlying Index included approximately 1,267 constituents. As of February 28, 2022, a significant portion of the Underlying Index is represented by securities of companies in the consumer services industry or sector. The components of the Underlying Index are likely to change over time. Bonds in the Underlying Index are selected from the universe of eligible bonds in the Markit iBoxx USD Corporate Bond Index using defined rules. As of June 29, 2022, the bonds eligible for inclusion in the Underlying Index include U.S. dollar-denominated high yield corporate bonds that: (i) are issued by companies domiciled in countries classified as developed markets by Markit; (ii) have an average rating of sub-investment grade (ratings from Fitch Ratings, Inc., Moody's Investors Service, Inc. or Standard & Poor's<sup>®</sup> Global Ratings, a subsidiary of S&P Global are considered; if more than one agency provides a rating, the average rating is attached to the bond); (iii) are from issuers with at least \$1 billion outstanding face value; (iv) have at least \$400 million of outstanding face value; (v) have an original maturity date of less than 15 years; (vi) have at least one year to maturity; and (vii) have at least one year and 6 months to maturity for new index insertions.

*iShares iBoxx \$ Investment Grade Corporate Bond ETF* seeks to track the investment results of an index composed of U.S. dollar-denominated, investment-grade corporate bonds. The fund seeks to track the investment results of the Markit iBoxx<sup>®</sup> USD Liquid Investment Grade Index (the "Underlying Index"), which is a rules-based index consisting of U.S. dollar-denominated, investment-grade (as determined by Markit Indices Limited) corporate bonds for sale in the U.S. The Underlying Index is designed to provide a broad representation of the U.S. dollar-denominated liquid investment-grade corporate bond market. The Underlying Index is a modified market-value weighted index with a cap on each issuer of 3%. There is no limit to the number of issues in the Underlying Index. As of February 28, 2022, the Underlying Index included approximately 2,464 constituents. As of February 28, 2022, a significant portion of the Underlying Index is represented by securities of companies in the financials industry or sector. The components of the Underlying Index are likely to change over time. The Underlying Index is a subset of the Markit iBoxx USD Corporate Bond Index, which as of February 28, 2022 is an index of 7,276 investment-grade bonds. Bonds in the Underlying Index are selected from the universe of eligible bonds in the Markit iBoxx USD Corporate Bond Index using defined rules. As of June 29, 2022, the bonds eligible for inclusion in the Underlying Index consist of U.S. dollar-denominated corporate bonds that: (i) are issued by companies domiciled in countries classified as developed markets by Markit Indices Limited; (ii) have an average rating of investment grade (ratings from Fitch Ratings, Inc., Moody's Investors Service, Inc. or Standard & Poor's<sup>®</sup> Global Ratings, a subsidiary of S&P Global ("S&P Global Ratings") are considered; if more than one agency provides a rating, the average rating is attached to the bond); (iii) are from issuers with at least \$2 billion outstanding face value; (iv) have at least \$750 million of outstanding face value; (v) have at least three years to maturity; and (vi) have at least three years and 6 months to maturity for new index insertions.

*iShares Intermediate Government/Credit Bond ETF* seeks to track the investment results of an index composed of U.S. dollar-denominated government, government-related and investment-grade U.S. corporate bonds with remaining maturities between one and ten years. The fund seeks to track the investment results of the Bloomberg U.S. Intermediate Government/Credit Bond Index (the "Underlying Index"), which measures the performance of U.S. dollar-denominated U.S. Treasury bonds, government-related bonds (i.e., U.S. and non-U.S. agencies, sovereign, supranational and local authority debt) and investment-grade (as determined by Bloomberg Index Services Limited) U.S. corporate bonds that have a remaining maturity of greater than one year and less than ten years. As of February 28, 2022, there were 5,431 issues in the Underlying Index. As of February 28, 2022, a significant portion of the Underlying Index is represented by U.S. Treasury securities. The components of the Underlying Index are likely to change over time. The Underlying Index consists of U.S. government, government-related and investment-grade U.S. credit securities that have greater than one year and less than ten years remaining to maturity and have \$300 million or more of outstanding face value. In addition, the securities in the Underlying Index must be denominated in U.S. dollars and must be fixed-rate and non-convertible. Excluded from the Underlying Index are certain special issues such as targeted investor notes, state and local government series bonds and coupon issues that have been stripped from

bonds. Also excluded from the Underlying Index are structured notes with embedded swaps or other special features, private placements, floating-rate securities and bonds that have been issued in one country's currency but are traded outside of that country in a different monetary and regulatory system (e.g., Eurobonds). The Underlying Index is market capitalization-weighted and the securities in the Underlying Index are updated on the last business day of each month.

*iShares 5-10 Year Investment Grade Corporate Bond ETF* seeks to track the investment results of an index composed of U.S. dollar-denominated investment-grade corporate bonds with remaining maturities between five and ten years. The fund seeks to track the investment results of the ICE<sup>®</sup> BofA<sup>®</sup> 5-10 Year US Corporate Index (the "Underlying Index"), which measures the performance of investment-grade corporate bonds of both U.S. and non-U.S. issuers that are U.S. dollar-denominated and publicly issued in the U.S. domestic market and have a remaining maturity of greater than or equal to five years and less than ten years. As of February 28, 2022, there were 2,684 issues in the Underlying Index. As of February 28, 2022, a significant portion of the Underlying Index is represented by securities of companies in the financials industry or sector. The components of the Underlying Index are likely to change over time. The Underlying Index consists of investment-grade corporate bonds of both U.S. and non-U.S. issuers that have a remaining maturity of greater than or equal to five years and less than ten years, have been publicly issued in the U.S. domestic market, and have \$250 million or more of outstanding face value. The Index Provider deems securities as "investment grade" based on the average rating of Fitch Ratings, Inc. (BBB or better), Moody's Investors Service, Inc. (Baa or better) and/or Standard & Poor's<sup>®</sup> Financial Services LLC, a subsidiary of S&P Global (BBB or better). In addition, the securities in the Underlying Index must be denominated in U.S. dollars and must be fixed-rate. Excluded from the Underlying Index are equity-linked securities, securities in legal default, hybrid securitized corporate bonds, Eurodollar bonds (U.S. dollar-denominated securities not issued in the U.S. domestic market), taxable and tax-exempt U.S. municipal securities and dividends-received-deduction-eligible securities. The Underlying Index is market capitalization-weighted, and the securities in the Underlying Index are updated on the last calendar day of each month. Under normal circumstances, the fund will seek to maintain a weighted average maturity that is greater than three years and lower than 10 years. Weighted average maturity is a U.S. dollar-weighted average of the remaining term to maturity of the underlying securities in the fund's portfolio.

*iShares J.P. Morgan USD Emerging Markets Bond ETF* seeks to track the investment results of an index composed of U.S. dollar-denominated, emerging market bonds. The fund seeks to track the investment results of the J.P. Morgan EMBI<sup>®</sup> Global Core Index (the "Underlying Index"), which is a broad, diverse U.S. dollar-denominated emerging markets debt benchmark that tracks the total return of actively traded external debt instruments in emerging market countries. The methodology is designed to distribute the weight of each country within the Underlying Index by limiting the weights of countries with higher debt outstanding and reallocating this excess to countries with lower debt outstanding. The Underlying Index was composed of 57 countries as of October 31, 2022. As of October 31, 2022, the Underlying Index's five highest weighted countries were Indonesia, Mexico, Saudi Arabia, Turkey and the United Arab Emirates. The Underlying Index may change its composition and weighting monthly upon rebalancing. The Underlying Index includes both fixed-rate and floating-rate instruments issued by sovereign and quasi-sovereign entities from index-eligible countries. Quasi-sovereign entities are defined as entities that are 100% guaranteed or 100% owned by the national government and reside in the index-eligible country. To be considered for inclusion in the Underlying Index, instruments must (i) be denominated in U.S. dollars, (ii) have a current face amount outstanding of \$1 billion or more, (iii) have at least 2.5 years until maturity to be eligible for inclusion and, at each subsequent rebalance, have at least one year until maturity to remain in the index, (iv) be able to settle internationally through Euroclear or another institution domiciled outside the issuing country and (v) have bid and offer prices that are available on a daily and timely basis sourced from a third party valuation vendor. As of October 31, 2022, the Underlying Index consisted of both investment-grade and non-investment-grade bonds (commonly referred to as "junk bonds"), each as defined by JPMorgan Chase & Co. Convertible bonds are not eligible for inclusion in the Underlying Index. The Underlying Index is market value-weighted and is rebalanced monthly on the last business day of the month.

*iShares MBS ETF* seeks to track the investment results of an index composed of investment-grade mortgage-backed pass-through securities issued and/or guaranteed by U.S. government agencies. The fund seeks to track the investment results of the Bloomberg U.S. MBS Index (the "Underlying Index"), which measures the performance of investment-grade (as determined by Bloomberg Index Services Limited) mortgage-backed pass-through securities ("MBS") issued or guaranteed by U.S. government agencies or sponsored entities. The Underlying Index includes fixed-rate MBS issued by the Government National Mortgage Association, Federal National Mortgage Association and Federal Home Loan Mortgage Corporation ("Freddie Mac") that have 30-, 20-, or 15-year maturities. All securities in the Underlying Index must have a remaining weighted average maturity of at least one year. In addition, the securities in the Underlying Index must be denominated in U.S. dollars and must be non-convertible. The Underlying Index is market capitalization-weighted and the securities in the Underlying Index are updated on the last business day of each month. As of February 28, 2022, approximately 100% of the bonds represented in the Underlying Index were U.S. agency MBS. Most transactions in MBS occur through standardized contracts for future delivery in which the exact mortgage pools to be delivered are not specified until a few days prior to settlement (to-be-announced ("TBA") transactions). The fund may enter into such contracts for fixed-rate pass-through securities on a regular basis. The fund, pending settlement of such contracts, will invest its assets in liquid, short-term instruments, including shares of money market funds advised by BFA or its affiliates. The fund will assume its pro rata share of the fees and expenses of any money

market fund that it may invest in, in addition to the fund's own fees and expenses. The fund may also acquire interests in mortgage pools through means other than such standardized contracts for future delivery.

*iShares National Muni Bond ETF* seeks to track the investment results of an index composed of investment-grade U.S. municipal bonds. The fund seeks to track the investment results of the ICE AMT-Free US National Municipal Index (the "Underlying Index"), which measures the performance of U.S. dollar denominated investment grade tax-exempt debt publicly issued in the U.S. domestic market by U.S. states and their political subdivisions. As of February 28, 2022, there were 22,733 issues in the Underlying Index. As of February 28, 2022, a significant portion of the Underlying Index is represented by municipal bonds. The components of the Underlying Index are likely to change over time. The Underlying Index includes municipal bonds, the interest of which is exempt from Federal income taxes and not subject to alternative minimum tax. Each bond in the Underlying Index must have a rating of at least BBB by Standard & Poor's® Global Ratings, a subsidiary of S&P Global, Baa3 by Moody's Investors Service, Inc., or BBB by Fitch Ratings, Inc. A bond must be rated by at least one of these three rating agencies in order to qualify for the Underlying Index, and the lowest rating will be used in determining if the bond is investment-grade. Each bond in the Underlying Index must be a constituent of an offering where the original offering amount was at least \$100 million and have a minimum par amount (i.e., currently outstanding face value) of \$15 million. In addition, each bond must have a minimum remaining term to final maturity greater than or equal to one calendar month to be included in the Underlying Index. The Underlying Index is a market-value weighted index and is subject to a capping methodology that aims at reducing index concentration. The Underlying Index is rebalanced on the last calendar day of the month.

*iShares 1-5 Year Investment Grade Corporate Bond ETF* seeks to track the investment results of an index composed of U.S. dollar-denominated, investment-grade corporate bonds with remaining maturities between one and five years. The fund seeks to track the investment results of the ICE® BofA® 1-5 Year US Corporate Index (the "Underlying Index"), which measures the performance of investment-grade corporate bonds of both U.S. and non-U.S. issuers that are U.S. dollar-denominated and publicly issued in the U.S. domestic market and have a remaining maturity of greater than or equal to one year and less than five years. As of February 28, 2022, there were 3,355 issues in the Underlying Index. As of February 28, 2022, a significant portion of the Underlying Index is represented by securities of companies in the financials industry or sector. The components of the Underlying Index are likely to change over time. The Underlying Index consists of investment-grade corporate bonds of both U.S. and non-U.S. issuers that have a remaining maturity of greater than or equal to one year and less than five years, have been publicly issued in the U.S. domestic market, and have \$250 million or more of outstanding face value. The Index Provider deems securities as "investment grade" based on the average rating of Fitch Ratings, Inc. (BBB or better), Moody's Investors Service, Inc. (Baa or better) and/or Standard & Poor's® Financial Services LLC, a subsidiary of S&P Global (BBB or better). In addition, the securities in the Underlying Index must be denominated in U.S. dollars and must be fixed-rate. Excluded from the Underlying Index are equity-linked securities, securities in legal default, hybrid securitized corporate bonds, Eurodollar bonds (U.S. dollar-denominated securities not issued in the U.S. domestic market), taxable and tax-exempt U.S. municipal securities and dividends-received-deduction-eligible securities. The Underlying Index is market capitalization-weighted, and the securities in the Underlying Index are updated on the last calendar day of each month. Under normal circumstances, the fund will seek to maintain a weighted average maturity that is less than or equal to three years. Weighted average maturity is a U.S. dollar-weighted average of the remaining term to maturity of the underlying securities in the fund's portfolio.

*iShares Short Treasury Bond ETF* seeks to track the investment results of an index composed of U.S. Treasury bonds with remaining maturities of one year or less. The fund seeks to track the investment results of the ICE® Short US Treasury Securities Index (the "Underlying Index"), which measures the performance of public obligations of the U.S. Treasury that have a remaining maturity of less than or equal to one year. Under normal circumstances, the fund will seek to maintain a weighted average maturity of less than one year. Weighted average maturity is the U.S. dollar weighted average of the remaining term to maturity of the underlying securities in the fund's portfolio. As of February 28, 2022, there were 104 components in the Underlying Index. The Underlying Index is market value-weighted based on amounts outstanding of issuances consisting of publicly issued U.S. Treasury securities that have a remaining term to final maturity of less than or equal to one year as of the rebalance date and \$1 billion or more of outstanding face value, excluding amounts held by the Federal Reserve System Open Market Account. In addition, the securities in the Underlying Index must have a fixed coupon schedule and be denominated in U.S. dollars. Excluded from the Underlying Index are inflation-linked debt and zero-coupon bonds that have been stripped from coupon-paying bonds (e.g., Separate Trading of Registered Interest and Principal of Securities). However, the amounts outstanding of qualifying coupon securities in the Underlying Index are not reduced by any individual components of such securities (i.e., coupon or principal) that have been stripped after inclusion in the Underlying Index. The Underlying Index is rebalanced on the last calendar day of each month.

*iShares TIPS Bond ETF* seeks to track the investment results of an index composed of inflation-protected U.S. Treasury bonds. The fund seeks to track the investment results of the ICE U.S. Treasury Inflation Linked Bond Index (the "Underlying Index"), which tracks the performance of inflation-protected public obligations of the U.S. Treasury, commonly known as "TIPS," that have a remaining maturity of more than one year. TIPS are securities issued by the U.S. Treasury that are designed to provide inflation protection to investors. TIPS are income-generating instruments whose interest and principal payments are adjusted for inflation — a sustained increase in prices that erodes the

purchasing power of money. The inflation adjustment, which is typically applied monthly to the principal of the bond, follows a designated inflation index, the Consumer Price Index (“CPI”), and TIPS’ principal payments are adjusted according to changes in the CPI. A fixed coupon rate is applied to the inflation-adjusted principal so that as inflation rises, both the principal value and the interest payments increase. This can provide investors with a hedge against inflation, as it helps preserve the purchasing power of an investment. Because of this inflation adjustment feature, inflation-protected bonds typically have lower yields than conventional fixed-rate bonds. Qualifying securities must have more than one year remaining to final maturity as of the rebalancing date and at least \$300 million of outstanding face value, excluding amounts held by the Federal Reserve System Open Market Account. In addition, the securities in the Underlying Index must have a fixed coupon schedule and must be denominated in U.S. dollars. Excluded from the Underlying Index are government agency debt with or without a government guarantee, securities issued or marketed primarily to retail investors, floating rate notes, cash management and Treasury bills, original issue zero coupon securities and Separate Trading of Registered Interest and Principal Securities. However, the amounts outstanding of qualifying securities in the Underlying Index are not reduced by any portions of such securities that have been stripped after inclusion in the Underlying Index. Index constituents are market capitalization weighted based on amounts outstanding reduced by amounts held by the Federal Reserve SOMA. The Underlying Index is rebalanced on the last calendar day of each month.

The “Dow Jones U.S. Real Estate Capped Index™”, “S&P 500®”, “S&P National AMT-Free Municipal Bond Index™” and “S&P North American Natural Resources Sector Index™” (collectively, the “S&P Indexes”) are products of S&P Dow Jones Indices LLC or its affiliates (“SPDJI”), and have been licensed for use by BFA or its affiliates. “Standard & Poor’s®”, “S&P®” and “S&P 500®” are registered trademarks of Standard & Poor’s Financial Services LLC, a division of S&P Global (“S&P”), the “S&P North American Natural Resources Sector Index™” is a trademark of S&P Dow Jones LLC, a subsidiary of McGraw Hill Financial, Inc.; Dow Jones® is a registered trademark of Dow Jones Trademark Holdings LLC (“Dow Jones”); and these trademarks have been licensed for use by SPDJI and sublicensed for certain purposes by iShares Trust. The iShares Core S&P 500 ETF, iShares National Muni Bond ETF, iShares North American Natural Resources ETF and iShares U.S. Real Estate ETF (collectively, the “iShares S&P Funds”) are not sponsored, endorsed, sold or promoted by SPDJI, Dow Jones, S&P or their respective affiliates (collectively, “S&P Dow Jones Indices”). None of such parties makes any representation regarding the advisability of investing in such product(s); nor do they have any liability for any errors, omissions, or interruptions of the S&P Indexes.

BLOOMBERG® is a trademark of Bloomberg Finance L.P. and its affiliates (collectively “Bloomberg”). “Bloomberg U.S. Aggregate Bond Index,” “Bloomberg U.S. Fixed Income Balanced Risk Index,” “Bloomberg U.S. Government/Credit Bond Index,” “Bloomberg U.S. Intermediate Government/Credit Bond Index,” “Bloomberg U.S. MBS Index”, “Bloomberg U.S. Treasury Inflation Protected Securities (TIPS) Index (Series-L)” and “Bloomberg U.S. Universal Index” (collectively, the “Bloomberg Indexes”) are trademarks of Bloomberg and its licensors and have been licensed for use for certain purposes by BFA or its affiliates.

“MSCI,” “MSCI ACWI Diversified Multiple-Factor Index,” “MSCI ACWI Index,” “MSCI Australia Index,” “MSCI Canada Custom Capped Index,” “MSCI EAFE Index,” “MSCI EAFE IMI Index,” “MSCI EAFE Minimum Volatility (USD) Index,” “MSCI Emerging Markets Index,” “MSCI Emerging Markets Minimum Volatility (USD) Index,” “MSCI Emerging Markets Small Cap Index,” “MSCI EMU Index,” “MSCI France Index,” “MSCI Germany Index,” “MSCI Japan Index” “MSCI United Kingdom Index,” “MSCI USA Diversified Multiple-Factor Index,” “MSCI USA Enhanced Value Index,” “MSCI USA Index,” “MSCI USA Low Size Index,” “MSCI USA Minimum Volatility (USD) Index,” “MSCI USA Momentum SR Variant Index,” “MSCI USA Sector Neutral Quality Index,” “MSCI USA Small Cap Diversified Multiple-Factor Index,” “MSCI USA Small Cap Index,” “MSCI World ex USA Diversified Multiple-Factor Index,” “MSCI World ex USA Enhanced Value Index,” “MSCI World ex-USA Index,” “MSCI World ex USA Momentum Index,” “MSCI World ex USA Sector Neutral Quality Index,” “MSCI World ex USA Small Cap Diversified Multiple-Factor Index” and “MSCI World ex USA Small Cap Index” are servicemarks and “MSCI EAFE Small Cap Index” (collectively, the “MSCI Indexes”) is a trademark of MSCI Inc. (“MSCI”), and such marks have been licensed for use for certain purposes by BFA and its affiliates. The MSCI Indexes are not sponsored, endorsed, sold, or promoted by MSCI, nor does MSCI make any representation regarding the advisability of investing in the MSCI Indexes. iShares Core MSCI EAFE ETF, iShares MSCI Australia ETF, iShares MSCI Canada ETF, iShares MSCI EAFE ETF, iShares MSCI EAFE Min Vol Factor ETF, iShares MSCI EAFE Small-Cap ETF, iShares MSCI Emerging Markets ETF, iShares MSCI Emerging Markets Min Vol Factor, iShares MSCI Emerging Markets Small-Cap ETF, ETF, iShares MSCI Eurozone ETF, iShares MSCI France ETF, iShares MSCI Germany ETF, iShares MSCI Global Multifactor ETF, iShares MSCI Intl Momentum Factor ETF, iShares MSCI Intl Multifactor ETF, iShares MSCI Intl Quality Factor ETF, iShares MSCI Intl Small-Cap Multifactor ETF, iShares MSCI Intl Value Factor ETF, iShares MSCI Japan ETF, iShares MSCI United Kingdom ETF, iShares MSCI USA Min Vol Factor ETF, iShares MSCI USA Momentum Factor ETF, iShares MSCI USA Multifactor ETF, iShares MSCI USA Quality Factor ETF, iShares MSCI USA Size Factor ETF, iShares MSCI USA Small-Cap Min Vol Factor ETF, iShares MSCI USA Small-Cap Multifactor ETF, iShares MSCI USA Value Factor ETF (collectively, the “iShares MSCI Funds”) are not sponsored, endorsed, sold or promoted by MSCI nor does MSCI make any representation regarding the advisability of investing in the iShares MSCI Funds.

“FTSE EPRA Nareit Developed ex-US Index,” “Russell,” “Russell Midcap® Index” and “Russell 2000® Index” are registered trademarks of FTSE Russell (“Russell”) and have been licensed for use for certain purposes by BFA or its affiliates.

“J.P. Morgan” and “J.P. Morgan EMBI® Global Core Index” are trademarks of JPMorgan Chase & Co. (“J.P. Morgan”) and have been licensed for use for certain purposes by BFA or its affiliates.

Markit® and iBoxx® are registered trademarks of Markit Group Limited and Markit Indices Limited (“Markit”), respectively, and have been licensed for use for certain purposes by BFA or its affiliates.

“ICE®” is a trademark of ICE Data Indices, LLC or its affiliates and has been licensed for use for certain purposes by BFA or its affiliates. “BofA®” is a registered trademark of Bank of America Corporation licensed by Bank of America Corporation and its affiliates (“BofA”), and may not be used without BofA’s prior written approval.

iShares® and BlackRock® are registered trademarks of BFA and its affiliates.

## ***A Further Discussion of Risk Factors***

This section contains a description of the general risks of investing in the Funds. The “Investment Objectives and Policies” section in the SAI also includes more information about the Funds, their investments and the related risks.

There can be no guarantee that a Fund will meet its investment objective or that a Fund's performance will be positive for any period of time. Investors may lose money investing in a Fund. An investment in a Fund is not a deposit in any bank and is not insured or guaranteed by the Federal Deposit Insurance Corporation or by any bank or government agency. Each Fund allocates and reallocates its assets among a combination of Underlying Funds and derivatives. Therefore, references to a Fund in the description of risks below may include the Underlying Funds, as applicable. The order of the below risk factors does not indicate the significance of any particular risk factor.

### Principal Risks of the Funds' Investment Strategies

- **Affiliated Fund Risk** — In managing the Fund, BFA will have authority to select and substitute underlying funds and ETFs. BFA may be subject to potential conflicts of interest in selecting underlying funds and ETFs because the fees paid to BFA by some underlying funds and ETFs are higher than the fees paid by other underlying funds and ETFs. However, BFA is a fiduciary to the Fund and is legally obligated to act in the Fund's best interests when selecting underlying funds and ETFs. If an underlying fund or ETF holds interests in an affiliated fund, the Fund may be prohibited from purchasing shares of that underlying fund or ETF.
- **Allocation Risk** — The Fund's ability to achieve its investment objective depends upon BFA's skill in determining the Fund's strategic asset class allocation and in selecting the best mix of Underlying Funds and direct investments. There is a risk that BFA's evaluations and assumptions regarding asset classes or Underlying Funds may be incorrect in view of actual market conditions. In addition, there is no guarantee that the Underlying Funds will achieve their investment objectives, and the Underlying Funds' performance may be lower than the performance of the asset class which they were selected to represent. The Underlying Funds may change their investment objectives or policies without the approval of the Fund. If an Underlying Fund were to change its investment objective or policies, the Fund might be forced to withdraw its investment from the Underlying Fund at a disadvantageous time and price. In addition, the asset allocation or the combination of Underlying Funds determined by BFA could result in underperformance as compared to funds with similar investment objectives and strategies.
- **Debt Securities Risk** — Debt securities, such as bonds, involve interest rate risk, credit risk, extension risk, and prepayment risk, among other things.

*Interest Rate Risk* — The market value of bonds and other fixed-income securities changes in response to interest rate changes and other factors. Interest rate risk is the risk that prices of bonds and other fixed-income securities will increase as interest rates fall and decrease as interest rates rise.

The Fund may be subject to a greater risk of rising interest rates due to the recent period of historically low interest rates. For example, if interest rates increase by 1%, assuming a current portfolio duration of ten years, and all other factors being equal, the value of the Fund's investments would be expected to decrease by 10%. (Duration is a measure of the price sensitivity of a debt security or portfolio of debt securities to relative changes in interest rates.) The magnitude of these fluctuations in the market price of bonds and other fixed-income securities is generally greater for those securities with longer maturities. Fluctuations in the market price of the Fund's investments will not affect interest income derived from instruments already owned by the Fund, but will be reflected in the Fund's net asset value. The Fund may lose money if short-term or long-term interest rates rise sharply in a manner not anticipated by Fund management.

To the extent the Fund invests in debt securities that may be prepaid at the option of the obligor (such as mortgage-backed securities), the sensitivity of such securities to changes in interest rates may increase (to the detriment of the Fund) when interest rates rise. Moreover, because rates on certain floating rate debt securities typically reset only periodically, changes in prevailing interest rates (and particularly sudden and significant changes) can be expected to cause some fluctuations in the net asset value of the Fund to the extent that it invests in floating rate debt securities.

These basic principles of bond prices also apply to U.S. Government securities. A security backed by the "full faith and credit" of the U.S. Government is guaranteed only as to its stated interest rate and face value at maturity, not its current market price. Just like other fixed-income securities, government-guaranteed securities will fluctuate in value when interest rates change.

The Federal Reserve has recently begun to raise the federal funds rate as part of its efforts to address rising inflation. There is a risk that interest rates will continue to rise, which will likely drive down the prices of bonds and other fixed-income securities. A general rise in interest rates has the potential to cause investors to move out of fixed-income securities on a large scale, which may increase redemptions from mutual funds that hold large amounts of fixed-income securities. Heavy redemptions could cause the Fund to sell assets at inopportune times or at a loss or depressed value and could hurt the Fund's performance.

During periods of very low or negative interest rates, the Fund may be unable to maintain positive returns. Certain countries have recently experienced negative interest rates on certain fixed-income instruments. Very low or negative interest rates may magnify interest rate risk. Changing interest rates, including rates that fall below zero, may have unpredictable effects on markets, may result in heightened market volatility and may detract from Fund performance to the extent the Fund is exposed to such interest rates.



*Credit Risk* — Credit risk refers to the possibility that the issuer of a debt security (i.e., the borrower) will not be able to make payments of interest and principal when due. Changes in an issuer's credit rating or the market's perception of an issuer's creditworthiness may also affect the value of the Fund's investment in that issuer. The degree of credit risk depends on both the financial condition of the issuer and the terms of the obligation.

*Extension Risk* — When interest rates rise, certain obligations will be paid off by the obligor more slowly than anticipated, causing the value of these obligations to fall. Rising interest rates tend to extend the duration of securities, making them more sensitive to changes in interest rates. The value of longer-term securities generally changes more in response to changes in interest rates than shorter-term securities. As a result, in a period of rising interest rates, securities may exhibit additional volatility and may lose value.

*Prepayment Risk* — When interest rates fall, certain obligations will be paid off by the obligor more quickly than originally anticipated, and the Fund may have to invest the proceeds in securities with lower yields. In periods of falling interest rates, the rate of prepayments tends to increase (as does price fluctuation) as borrowers are motivated to pay off debt and refinance at new lower rates. During such periods, reinvestment of the prepayment proceeds by the management team will generally be at lower rates of return than the return on the assets that were prepaid. Prepayment reduces the yield to maturity and the average life of the security.

■ **Derivatives Risk** — The Fund's use of derivatives may increase its costs, reduce the Fund's returns and/or increase volatility. Derivatives involve significant risks, including:

*Leverage Risk* — The Fund's use of derivatives can magnify the Fund's gains and losses. Relatively small market movements may result in large changes in the value of a derivatives position and can result in losses that greatly exceed the amount originally invested.

*Market Risk* — Some derivatives are more sensitive to interest rate changes and market price fluctuations than other securities. The Fund could also suffer losses related to its derivatives positions as a result of unanticipated market movements, which losses are potentially unlimited. Finally, BFA may not be able to predict correctly the direction of securities prices, interest rates and other economic factors, which could cause the Fund's derivatives positions to lose value.

*Counterparty Risk* — Derivatives are also subject to counterparty risk, which is the risk that the other party in the transaction will be unable or unwilling to fulfill its contractual obligation, and the related risks of having concentrated exposure to such a counterparty.

*Illiquidity Risk* — The possible lack of a liquid secondary market for derivatives and the resulting inability of the Fund to sell or otherwise close a derivatives position could expose the Fund to losses and could make derivatives more difficult for the Fund to value accurately.

*Operational Risk* — The use of derivatives includes the risk of potential operational issues, including documentation issues, settlement issues, systems failures, inadequate controls and human error.

*Legal Risk* — The risk of insufficient documentation, insufficient capacity or authority of counterparty, or legality or enforceability of a contract.

*Volatility and Correlation Risk* — The Fund's use of derivatives may reduce the Fund's returns and/or increase volatility. Volatility is defined as the characteristic of a security, an index or a market to fluctuate significantly in price within a short time period. A risk of the Fund's use of derivatives is that the fluctuations in their values may not correlate with the overall securities markets.

*Valuation Risk* — Valuation for derivatives may not be readily available in the market. Valuation may be more difficult in times of market turmoil since many investors and market makers may be reluctant to purchase complex instruments or quote prices for them. Derivatives may also expose the Fund to greater risk and increase its costs. Certain transactions in derivatives involve substantial leverage risk and may expose the Fund to potential losses that exceed the amount originally invested by the Fund.

*Hedging Risk* — When a derivative is used as a hedge against a position that the Fund holds, any loss generated by the derivative generally should be substantially offset by gains on the hedged investment, and vice versa. While hedging can reduce or eliminate losses, it can also reduce or eliminate gains. Hedges are sometimes subject to imperfect matching between the derivative and the underlying security, and there can be no assurance that the Fund's hedging transactions will be effective. The use of hedging may result in certain adverse tax consequences noted below.

*Tax Risk* — The federal income tax treatment of a derivative may not be as favorable as a direct investment in an underlying asset and may adversely affect the timing, character and amount of income the Fund realizes from its investments. As a result, a larger portion of the Fund's distributions may be treated as ordinary income rather than capital gains. In addition, certain derivatives are subject to mark-to-market or straddle provisions of the Internal Revenue Code of 1986, as amended (the "Internal Revenue Code"). If such provisions are applicable, there could be an increase (or decrease) in the amount of taxable dividends paid by the Fund. In addition, the tax treatment of

certain derivatives, such as swaps, is unsettled and may be subject to future legislation, regulation or administrative pronouncements issued by the Internal Revenue Service (the “IRS”).

*Regulatory Risk* — Derivative contracts are subject to regulation under the Dodd-Frank Wall Street Reform and Consumer Protection Act (the “Dodd-Frank Act”) in the United States and under comparable regimes in Europe, Asia and other non-U.S. jurisdictions. Under the Dodd-Frank Act, with respect to uncleared swaps, swap dealers are required to collect variation margin from the Fund and may be required by applicable regulations to collect initial margin from the Fund. Both initial and variation margin may be comprised of cash and/or securities, subject to applicable regulatory haircuts. Shares of investment companies (other than certain money market funds) may not be posted as collateral under applicable regulations. In addition, regulations adopted by global prudential regulators that are now in effect require certain bank-regulated counterparties and certain of their affiliates to include in certain financial contracts, including many derivatives contracts, terms that delay or restrict the rights of counterparties, such as the Fund, to terminate such contracts, foreclose upon collateral, exercise other default rights or restrict transfers of credit support in the event that the counterparty and/or its affiliates are subject to certain types of resolution or insolvency proceedings. The implementation of these requirements with respect to derivatives, as well as regulations under the Dodd-Frank Act regarding clearing, mandatory trading and margining of other derivatives, may increase the costs and risks to the Fund of trading in these instruments and, as a result, may affect returns to investors in the Fund.

Future regulatory developments may impact the Fund’s ability to invest or remain invested in certain derivatives. Legislation or regulation may also change the way in which the Fund itself is regulated. BFA cannot predict the effects of any new governmental regulation that may be implemented on the ability of the Fund to use swaps or any other financial derivative product, and there can be no assurance that any new governmental regulation will not adversely affect the Fund’s ability to achieve its investment objective.

#### *Risks Specific to Certain Derivatives Used by the Fund*

*Swaps* — Swap agreements, including total return swaps that may be referred to as contracts for difference, are two-party contracts entered into for periods ranging from a few weeks to more than one year. In a standard “swap” transaction, two parties agree to exchange the returns (or differentials in rates of return) earned or realized on particular predetermined investments or instruments, which can be adjusted for an interest factor. Swap agreements involve the risk that the party with whom the Fund has entered into the swap will default on its obligation to pay the Fund and the risk that the Fund will not be able to meet its obligations to pay the other party to the agreement. Swap agreements may also involve the risk that there is an imperfect correlation between the return on the Fund’s obligation to its counterparty and the return on the referenced asset. In addition, swap agreements are subject to market and illiquidity risk, leverage risk and hedging risk.

*Credit Default Swaps* — Credit default swaps may have as reference obligations one or more securities that are not currently held by the Fund, the underlying funds and/or ETFs. The protection “buyer” may be obligated to pay the protection “seller” an up-front payment or a periodic stream of payments over the term of the contract, provided generally that no credit event on a reference obligation has occurred. Credit default swaps involve special risks in addition to those mentioned above because they are difficult to value, are highly susceptible to illiquid investments risk and credit risk, and generally pay a return to the party that has paid the premium only in the event of an actual default by the issuer of the underlying obligation (as opposed to a credit downgrade or other indication of financial difficulty).

*Forward Foreign Currency Exchange Contracts* — Forward foreign currency exchange transactions are OTC contracts to purchase or sell a specified amount of a specified currency or multinational currency unit at a price and future date set at the time of the contract. Forward foreign currency exchange contracts do not eliminate fluctuations in the value of non-U.S. securities but rather allow the Fund to establish a fixed rate of exchange for a future point in time. This strategy can have the effect of reducing returns and minimizing opportunities for gain.

*Futures* — Futures are standardized, exchange-traded contracts that obligate a purchaser to take delivery, and a seller to make delivery, of a specific amount of an asset at a specified future date at a specified price. The primary risks associated with the use of futures contracts and options are: (a) the imperfect correlation between the change in market value of the instruments held by the Fund and the price of the futures contract or option; (b) the possible lack of a liquid secondary market for a futures contract and the resulting inability to close a futures contract when desired; (c) losses caused by unanticipated market movements, which are potentially unlimited; (d) the investment adviser’s inability to predict correctly the direction of securities prices, interest rates, currency exchange rates and other economic factors; and (e) the possibility that the counterparty will default in the performance of its obligations.

*Options* — An option is an agreement that, for a premium payment or fee, gives the option holder (the purchaser) the right but not the obligation to buy (a “call option”) or sell (a “put option”) the underlying asset (or settle for cash in an amount based on an underlying asset, rate, or index) at a specified price (the “exercise price”) during a period of time or on a specified date. Investments in options are considered speculative. When the Fund purchases an option, it may lose the total premium paid for it if the price of the underlying security or other assets decreased, remained the same or failed to increase to a level at or beyond the exercise price (in the case

of a call option) or increased, remained the same or failed to decrease to a level at or below the exercise price (in the case of a put option). If a put or call option purchased by the Fund were permitted to expire without being sold or exercised, its premium would represent a loss to the Fund. To the extent that the Fund writes or sells an option, if the decline or increase in the underlying asset is significantly below or above the exercise price of the written option, the Fund could experience a substantial loss.

*Commodity-Linked Derivatives* — The value of a commodity-linked derivative investment typically is based upon the price movements of a commodity, a commodity futures contract or commodity index, or some other readily measurable economic variable. The value of commodity-linked derivative instruments may be affected by changes in overall market movements, volatility of the underlying benchmark, changes in interest rates, or factors affecting a particular industry or commodity, such as drought, floods, weather, livestock disease, embargoes, tariffs and international economic, political and regulatory developments. The value of commodity-linked derivatives will rise or fall in response to changes in the underlying commodity or related index. Investments in commodity-linked derivatives may be subject to greater volatility than non-derivative based investments. A highly liquid secondary market may not exist for certain commodity-linked derivatives, and there can be no assurance that one will develop.

Commodity-linked derivatives also may be subject to credit and interest rate risks that in general affect the values of fixed-income securities. Therefore, at maturity, the Fund may receive more or less principal than it originally invested. The Fund might receive interest payments that are more or less than the stated coupon interest payments.

In connection with the Fund's direct and indirect investments in commodity-linked derivatives, the Fund will attempt to manage its counterparty exposure so as to limit its exposure to any one counterparty. However, due to the limited number of entities that may serve as counterparties (and which the Fund believes are creditworthy) at any one time the Fund may enter into swap agreements with a limited number of counterparties and may invest in commodity-linked notes issued by a limited number of issuers that will act as counterparties, which may increase the Fund's exposure to counterparty credit risk. There can be no assurance that the Fund will be able to limit exposure to any one counterparty at all times.

*Commodity-Linked Notes* — Commodity-linked notes involve substantial risks, including the risk of loss of a significant portion of their principal value. In addition to commodity risk and general derivatives risk, they may be subject to additional special risks, such as risk of loss of interest and principal, lack of secondary market and risk of greater volatility, that do not affect traditional equity and debt securities.

■ **Equity Securities Risk** — Common and preferred stocks represent equity ownership in a company. Stock markets are volatile. The price of equity securities will fluctuate and can decline and reduce the value of a portfolio investing in equities. The value of equity securities purchased by the Fund could decline if the financial condition of the companies the Fund invests in declines or if overall market and economic conditions deteriorate. The value of equity securities may also decline due to factors that affect a particular industry or industries, such as labor shortages or an increase in production costs and competitive conditions within an industry. In addition, the value may decline due to general market conditions that are not specifically related to a company or industry, such as real or perceived adverse economic conditions, changes in the general outlook for corporate earnings, changes in interest or currency rates or generally adverse investor sentiment.

■ **Investments in Underlying Funds Risk** — The Fund invests a portion of its assets in Underlying Funds, so the Fund's investment performance is directly related to the performance of the Underlying Funds. The Fund's net asset value will change with changes in the value of the Underlying Funds and other securities in which it invests. An investment in the Fund will entail more direct and indirect costs and expenses than a direct investment in the Underlying Funds. For example, the Fund indirectly pays a portion of the expenses (including operating expenses and management fees) incurred by the Underlying Funds. Additionally, in managing the Fund, BFA will have the authority to select and substitute Underlying Funds and BFA may be subject to potential conflicts of interest in selecting Underlying Funds because the fees paid to BFA or its affiliates by some Underlying Funds are higher than the fees paid by other Underlying Funds.

One Underlying Fund may buy the same securities that another Underlying Fund sells. Also, an investor in the Fund may receive taxable gains from portfolio transactions by an Underlying Fund, as well as taxable gains from transactions in shares of the Underlying Fund by the Fund. Certain of the Underlying Funds may hold common portfolio securities, thereby reducing the diversification benefits of the Fund.

In order to minimize expenses, the Fund intends generally to invest in the class of shares of each Underlying Fund with the lowest shareholder fees and net fund operating expenses. As the Underlying Funds or the Fund's allocations among the Underlying Funds change from time to time, or to the extent that the expense ratio of the Underlying Funds changes, the weighted average operating expenses borne by the Fund may increase or decrease.

Underlying iShares Funds are subject to additional risks due to their shares being listed and traded on securities exchanges. The per share net asset value of an ETF is calculated at the end of each business day and fluctuates with

changes in the market value of the ETF's holdings since the most recent calculation. The trading prices of an ETF's shares fluctuate continuously throughout trading hours based on market supply and demand rather than net asset value. The trading prices of an ETF's shares may deviate significantly from net asset value during periods of market volatility. Any of these factors may lead to an ETF's shares trading at a premium or discount to net asset value. However, because shares can be created and redeemed in creation units, which are aggregated blocks of shares that authorized participants who have entered into agreements with the ETF's distributor can purchase or redeem directly from the ETF, at net asset value (unlike shares of many closed-end funds, which frequently trade at appreciable discounts from, and sometimes at premiums to, their net asset values), large discounts or premiums to the net asset value of an ETF are not likely to be sustained over the long-term. While the creation/redemption feature is designed to make it likely that an ETF's shares normally trade on exchanges at prices close to the ETF's next calculated net asset value, exchange prices are not expected to correlate exactly with an ETF's net asset value due to timing reasons as well as market supply and demand factors. In addition, disruptions to creations and redemptions or the existence of extreme market volatility may result in trading prices that differ significantly from net asset value. If a shareholder purchases at a time when the market price is at a premium to the net asset value or sells at a time when the market price is at a discount to the net asset value, the shareholder may sustain losses.

There can be no assurance that an active trading market for these particular ETFs will develop or be maintained. Trading in ETFs may be halted because of market conditions or for reasons that, in the view of the listing exchange, make trading in ETFs inadvisable. In addition, trading in ETFs is subject to trading halts caused by extraordinary market volatility pursuant to "circuit breaker" rules. There can be no assurance that the requirements necessary to maintain the listing of ETFs will continue to be met or will remain unchanged.

■ **Leverage Risk** — Some transactions may give rise to a form of economic leverage. These transactions may include, among others, derivatives, and may expose the Fund to greater risk and increase its costs. As an open-end investment company registered with the Securities and Exchange Commission (the "SEC"), the Fund is subject to the federal securities laws, including the Investment Company Act of 1940, as amended (the "Investment Company Act") and the rules thereunder. Under Rule 18f-4 under the Investment Company Act, among other things, the Fund must either use derivatives in a limited manner or comply with an outer limit on fund leverage risk based on value-at-risk. The use of leverage may cause the Fund to liquidate portfolio positions when it may not be advantageous to do so to satisfy its obligations or to meet the applicable requirements of the Investment Company Act and the rules thereunder. Increases and decreases in the value of the Fund's portfolio will be magnified when the Fund uses leverage.

■ **Market Risk and Selection Risk** — Market risk is the risk that one or more markets in which the Fund invests will go down in value, including the possibility that the markets will go down sharply and unpredictably. The value of a security or other asset may decline due to changes in general market conditions, economic trends or events that are not specifically related to the issuer of the security or other asset, or factors that affect a particular issuer or issuers, exchange, country, group of countries, region, market, industry, group of industries, sector or asset class. Local, regional or global events such as war, acts of terrorism, the spread of infectious illness or other public health issues like pandemics or epidemics, recessions, or other events could have a significant impact on the Fund and its investments. Selection risk is the risk that the securities selected by Fund management will underperform the markets, the relevant indices or the securities selected by other funds with similar investment objectives and investment strategies. This means you may lose money.

An outbreak of an infectious coronavirus (COVID-19) that was first detected in December 2019 developed into a global pandemic that has resulted in numerous disruptions in the market and has had significant economic impact leaving general concern and uncertainty. Although vaccines have been developed and approved for use by various governments, the duration of the pandemic and its effects cannot be predicted with certainty. The impact of this coronavirus, and other epidemics and pandemics that may arise in the future, could affect the economies of many nations, individual companies and the market in general ways that cannot necessarily be foreseen at the present time.

■ **Retirement Income Risk** — The Fund does not provide a guarantee that sufficient capital appreciation will be achieved to provide adequate income at and through retirement. The Fund also does not ensure that you will have assets in your account sufficient to cover your retirement expenses or that you will have enough saved to be able to retire in the target year identified in the Fund's name, if applicable; this will depend on the amount of money you have invested in the Fund, the length of time you have held your investment, the returns of the markets over time, the amount you spend in retirement, and your other assets and income sources.

## Principal Risks of the Underlying Funds

■ **Asset Class Risk** — The securities or other assets in an Underlying Index or in an Underlying Fund's portfolio may underperform in comparison to other securities or indexes that track other countries, groups of countries, regions, industries, groups of industries, markets, asset classes or sectors. Various types of securities, currencies and indexes or assets may experience cycles of outperformance and underperformance in comparison to the general financial markets depending upon a number of factors including, among other things, inflation, interest rates, productivity, global demand for local products or resources, and regulation and governmental controls. This may cause an Underlying Fund to underperform other investment vehicles that invest in different asset classes.

- **Authorized Participant Concentration Risk** — Only an authorized participant may engage in creation or redemption transactions directly with an ETF, and none of those authorized participants is obligated to engage in creation and/or redemption transactions. The Underlying Funds that are ETFs have a limited number of institutions that may act as authorized participants on an agency basis (i.e., on behalf of other market participants). To the extent that authorized participants exit the business or are unable to proceed with creation or redemption orders with respect to an ETF and no other authorized participant is able to step forward to create or redeem, the ETF shares may be more likely to trade at a premium or discount to net asset value and possibly face trading halts or delisting. Authorized participant concentration risk may be heightened because ETFs that invest in securities issued by non-U.S. issuers or other securities or instruments that are less widely traded often involve greater settlement and operational issues and capital costs for authorized participants, which may limit the availability of authorized participants.
- **Bank Loan Risk** — The market for bank loans may lack liquidity and the Fund may have difficulty selling them. These investments expose the Fund to the credit risk of both the financial institution and the underlying borrower.
- **Collateralized Debt Obligations Risk** — In addition to the typical risks associated with fixed-income securities and asset-backed securities, collateralized debt obligations (“CDOs”), including collateralized loan obligations, carry additional risks including, but not limited to: (i) the possibility that distributions from collateral securities will not be adequate to make interest or other payments; (ii) the risk that the collateral may default or decline in value or be downgraded, if rated by a nationally recognized statistical rating organization; (iii) the Fund may invest in tranches of CDOs that are subordinate to other tranches; (iv) the structure and complexity of the transaction and the legal documents could lead to disputes among investors regarding the characterization of proceeds; (v) the investment return achieved by the Fund could be significantly different than those predicted by financial models; (vi) the lack of a readily available secondary market for CDOs; (vii) the risk of forced “fire sale” liquidation due to technical defaults such as coverage test failures; and (viii) the CDO’s manager may perform poorly.
- **Commodities Related Investments Risk** – Exposure to the commodities markets may subject the Fund to greater volatility than investments in traditional securities. The value of commodity-linked derivative investments may be affected by changes in overall market movements, commodity index volatility, changes in interest rates, or factors affecting a particular industry or commodity, such as drought, floods, weather, embargoes, tariffs and international economic, political and regulatory developments.
- **Concentration Risk** — To the extent that the Fund or an Underlying Fund is concentrated in the securities of companies, a particular market, industry, group of industries, sector or asset class, country, region or group of countries, the Fund or that Underlying Fund may be adversely affected by the performance of those securities, may be subject to increased price volatility and may be more susceptible to adverse economic, market, political or regulatory occurrences affecting that market, industry, group of industries, sector or asset class, country, region or group of countries.
- **Convertible Securities Risk** — The market value of a convertible security performs like that of a regular debt security; that is, if market interest rates rise, the value of a convertible security usually falls. In addition, convertible securities are subject to the risk that the issuer will not be able to pay interest or dividends when due, and their market value may change based on changes in the issuer’s credit rating or the market’s perception of the issuer’s creditworthiness. Since it derives a portion of its value from the common stock into which it may be converted, a convertible security is also subject to the same types of market and issuer risks that apply to the underlying common stock.
- **Corporate Loans Risk** — Commercial banks and other financial institutions or institutional investors make corporate loans to companies that need capital to grow or restructure. Borrowers generally pay interest on corporate loans at rates that change in response to changes in market interest rates such as the London Interbank Offered Rate (“LIBOR”) or the prime rates of U.S. banks. As a result, the value of corporate loan investments is generally less exposed to the adverse effects of shifts in market interest rates than investments that pay a fixed rate of interest. However, because the trading market for certain corporate loans may be less developed than the secondary market for bonds and notes, the Fund may experience difficulties in selling its corporate loans. Transactions in corporate loans may settle on a delayed basis. As a result, the proceeds from the sale of corporate loans may not be readily available to make additional investments or to meet the Fund’s redemption obligations. To the extent the extended settlement process gives rise to short-term liquidity needs, the Fund may hold additional cash, sell investments or temporarily borrow from banks and other lenders. Leading financial institutions often act as agent for a broader group of lenders, generally referred to as a syndicate. The syndicate’s agent arranges the corporate loans, holds collateral and accepts payments of principal and interest. If the agent develops financial problems, the Fund may not recover its investment or recovery may be delayed. By investing in a corporate loan, the Fund may become a member of the syndicate.

The market for corporate loans may be subject to irregular trading activity and wide bid/ask spreads.

The corporate loans in which the Fund invests are subject to the risk of loss of principal and income. Although borrowers frequently provide collateral to secure repayment of these obligations they do not always do so. If they do provide collateral, the value of the collateral may not completely cover the borrower’s obligations at the time of a

default. If a borrower files for protection from its creditors under the U.S. bankruptcy laws, these laws may limit the Fund's rights to its collateral. In addition, the value of collateral may erode during a bankruptcy case. In the event of a bankruptcy, the holder of a corporate loan may not recover its principal, may experience a long delay in recovering its investment and may not receive interest during the delay.

- **Counterparty Risk** — The counterparty to an over-the-counter derivatives contract or a borrower of the Fund's securities may be unable or unwilling to make timely principal, interest or settlement payments, or otherwise to honor its obligations.
- **Depository Receipts Risk** — Depository receipts are generally subject to the same risks as the foreign securities that they evidence or into which they may be converted. In addition to investment risks associated with the underlying issuer, depository receipts expose the Fund to additional risks associated with the non-uniform terms that apply to depository receipt programs, credit exposure to the depository bank and to the sponsors and other parties with whom the depository bank establishes the programs, currency risk and the risk of an illiquid market for depository receipts. The issuers of unsponsored depository receipts are not obligated to disclose information that is, in the United States, considered material. Therefore, there may be less information available regarding these issuers and there may not be a correlation between such information and the market value of the depository receipts.
- **Distressed Securities Risk** — Distressed securities are speculative and involve substantial risks in addition to the risks of investing in junk bonds. The Fund will generally not receive interest payments on the distressed securities and may incur costs to protect its investment. In addition, distressed securities involve the substantial risk that principal will not be repaid. These securities may present a substantial risk of default or may be in default at the time of investment. The Fund may incur additional expenses to the extent it is required to seek recovery upon a default in the payment of principal or interest on its portfolio holdings. In any reorganization or liquidation proceeding relating to a portfolio company, the Fund may lose its entire investment or may be required to accept cash or securities with a value less than its original investment. Distressed securities and any securities received in an exchange for such securities may be subject to restrictions on resale.
- **Dollar Rolls Risk** — A dollar roll transaction involves a sale by the Fund of a mortgage-backed, U.S. Treasury or other security (as permitted by the Fund's investment strategies) concurrently with an agreement by the Fund to repurchase a similar security at a later date at an agreed-upon price. The market value of the securities the Fund is required to purchase may decline below the agreed upon repurchase price of those securities. If the broker/dealer to whom the Fund sells securities becomes insolvent, the Fund's right to purchase or repurchase securities may be restricted. Successful use of dollar rolls may depend upon the adviser's ability to correctly predict interest rates and prepayments, depending on the underlying security. There is no assurance that dollar rolls can be successfully employed.
- **Emerging Markets Risk** — The risks of foreign investments are usually much greater for emerging markets. Investments in emerging markets may be considered speculative. Emerging markets may include those in countries considered emerging or developing by the World Bank, the International Finance Corporation or the United Nations. Emerging markets are riskier than more developed markets because they tend to develop unevenly and may never fully develop. They are more likely to experience hyperinflation and currency devaluations, which adversely affect returns to U.S. investors. In addition, many emerging markets have far lower trading volumes and less liquidity than developed markets. Since these markets are often small, they may be more likely to suffer sharp and frequent price changes or long-term price depression because of adverse publicity, investor perceptions or the actions of a few large investors. In addition, traditional measures of investment value used in the United States, such as price to earnings ratios, may not apply to certain small markets. Also, there may be less publicly available information about issuers in emerging markets than would be available about issuers in more developed capital markets, and such issuers may not be subject to accounting, auditing and financial reporting standards and requirements comparable to those to which U.S. companies are subject.

Many emerging markets have histories of political instability and abrupt changes in policies. As a result, their governments are more likely to take actions that are hostile or detrimental to private enterprise or foreign investment than those of more developed countries, including expropriation of assets, confiscatory taxation, high rates of inflation or unfavorable diplomatic developments. In the past, governments of such nations have expropriated substantial amounts of private property, and most claims of the property owners have never been fully settled. There is no assurance that such expropriations will not reoccur. In such an event, it is possible that the Fund could lose the entire value of its investments in the affected market. Some countries have pervasive corruption and crime that may hinder investments. Certain emerging markets may also face other significant internal or external risks, including the risk of war, and ethnic, religious and racial conflicts. In addition, governments in many emerging market countries participate to a significant degree in their economies and securities markets, which may impair investment and economic growth. National policies that may limit the Fund's investment opportunities include restrictions on investment in issuers or industries deemed sensitive to national interests.

Emerging markets may also have differing legal systems and the existence or possible imposition of exchange controls, custodial restrictions or other foreign or U.S. governmental laws or restrictions applicable to such

investments. Sometimes, they may lack or be in the relatively early development of legal structures governing private and foreign investments and private property. Many emerging markets do not have income tax treaties with the United States, and as a result, investments by the Fund may be subject to higher withholding taxes in such countries. In addition, some countries with emerging markets may impose differential capital gains taxes on foreign investors.

Practices in relation to settlement of securities transactions in emerging markets involve higher risks than those in developed markets, in part because the Fund will need to use brokers and counterparties that are less well capitalized, and custody and registration of assets in some countries may be unreliable. The possibility of fraud, negligence, undue influence being exerted by the issuer or refusal to recognize ownership exists in some emerging markets, and, along with other factors, could result in ownership registration being completely lost. The Fund would absorb any loss resulting from such registration problems and may have no successful claim for compensation. In addition, communications between the United States and emerging market countries may be unreliable, increasing the risk of delayed settlements or losses of security certificates.

- **Foreign Securities Risk** — Securities traded in foreign markets have often (though not always) performed differently from securities traded in the United States. However, such investments often involve special risks not present in U.S. investments that can increase the chances that the Fund will lose money. In particular, the Fund is subject to the risk that because there may be fewer investors on foreign exchanges and a smaller number of securities traded each day, it may be more difficult for the Fund to buy and sell securities on those exchanges. In addition, prices of foreign securities may go up and down more than prices of securities traded in the United States.

*Certain Risks of Holding Fund Assets Outside the United States* — The Fund generally holds its foreign securities and cash in foreign banks and securities depositories. Some foreign banks and securities depositories may be recently organized or new to the foreign custody business. In addition, there may be limited or no regulatory oversight of their operations. Also, the laws of certain countries limit the Fund's ability to recover its assets if a foreign bank, depository or issuer of a security, or any of their agents, goes bankrupt. In addition, it is often more expensive for the Fund to buy, sell and hold securities in certain foreign markets than in the United States. The increased expense of investing in foreign markets reduces the amount the Fund can earn on its investments and typically results in a higher operating expense ratio for the Fund than for investment companies invested only in the United States.

*Currency Risk* — Securities and other instruments in which the Fund invests may be denominated or quoted in currencies other than the U.S. dollar. For this reason, changes in foreign currency exchange rates can affect the value of the Fund's portfolio.

Generally, when the U.S. dollar rises in value against a foreign currency, a security denominated in that currency loses value because the currency is worth fewer U.S. dollars. Conversely, when the U.S. dollar decreases in value against a foreign currency, a security denominated in that currency gains value because the currency is worth more U.S. dollars. This risk, generally known as "currency risk," means that a strong U.S. dollar will reduce returns for U.S. investors while a weak U.S. dollar will increase those returns.

*Foreign Economy Risk* — The economies of certain foreign markets may not compare favorably with the economy of the United States with respect to such issues as growth of gross national product, reinvestment of capital, resources and balance of payments position. Certain foreign economies may rely heavily on particular industries or foreign capital and are more vulnerable to diplomatic developments, the imposition of economic sanctions against a particular country or countries, changes in international trading patterns, trade barriers and other protectionist or retaliatory measures. Investments in foreign markets may also be adversely affected by governmental actions such as the imposition of capital controls, nationalization of companies or industries, expropriation of assets or the imposition of punitive taxes. In addition, economic conditions, such as volatile currency exchange rates and interest rates, political events, military action and other conditions may, without prior warning, lead to the governments of certain countries, or the U.S. Government with respect to certain countries, prohibiting or imposing substantial restrictions through capital controls and/or sanctions on foreign investments in the capital markets or certain industries in those countries. Capital controls and/or sanctions may include the prohibition of, or restrictions on, the ability to own or transfer currency, securities, derivatives or other assets and may also include retaliatory actions of one government against another government, such as seizure of assets. Any of these actions could severely impair the Fund's ability to purchase, sell, transfer, receive, deliver or otherwise obtain exposure to foreign securities and assets, including the ability to transfer the Fund's assets or income back into the United States, and could negatively impact the value and/or liquidity of such assets or otherwise adversely affect the Fund's operations, causing the Fund to decline in value.

Other potential foreign market risks include foreign exchange controls, difficulties in pricing securities, defaults on foreign government securities, difficulties in enforcing legal judgments in foreign courts and political and social instability. Diplomatic and political developments, including rapid and adverse political changes, social instability, regional conflicts, terrorism and war, could affect the economies, industries and securities and currency markets, and the value of the Fund's investments, in non-U.S. countries. These factors are extremely difficult, if not impossible, to predict and take into account with respect to the Fund's investments.

*Governmental Supervision and Regulation/Accounting Standards* — Many foreign governments do not supervise and regulate stock exchanges, brokers and the sale of securities to the same extent as such regulations exist in the United States. They also may not have laws to protect investors that are comparable to U.S. securities laws. For example, some foreign countries may have no laws or rules against insider trading. Insider trading occurs when a person buys or sells a company's securities based on material non-public information about that company. In addition, some countries may have legal systems that may make it difficult for the Fund to vote proxies, exercise shareholder rights, and pursue legal remedies with respect to its foreign investments. Accounting standards in other countries are not necessarily the same as in the United States. If the accounting standards in another country do not require as much detail as U.S. accounting standards, it may be harder for Fund management to completely and accurately determine a company's financial condition.

*Settlement Risk* — Settlement and clearance procedures in certain foreign markets differ significantly from those in the United States. Foreign settlement and clearance procedures and trade regulations also may involve certain risks (such as delays in payment for or delivery of securities) not typically associated with the settlement of U.S. investments.

At times, settlements in certain foreign countries have not kept pace with the number of securities transactions. These problems may make it difficult for the Fund to carry out transactions. If the Fund cannot settle or is delayed in settling a purchase of securities, it may miss attractive investment opportunities and certain of its assets may be uninvested with no return earned thereon for some period. If the Fund cannot settle or is delayed in settling a sale of securities, it may lose money if the value of the security then declines or, if it has contracted to sell the security to another party, the Fund could be liable for any losses incurred.

*Withholding Tax Reclaims Risk* — The Fund may file claims to recover foreign withholding taxes on dividend and interest income (if any) received from issuers in certain countries and capital gains on the disposition of stocks or securities where such withholding tax reclaim is possible. Whether or when the Fund will receive a withholding tax refund is within the control of the tax authorities in such countries. Where the Fund expects to recover withholding taxes, the net asset value of the Fund generally includes accruals for such tax refunds. The Fund regularly evaluates the probability of recovery. If the likelihood of recovery materially decreases, due to, for example, a change in tax regulation or approach in the foreign country, accruals in the Fund's net asset value for such refunds may be written down partially or in full, which will adversely affect the Fund's net asset value. Shareholders in the Fund at the time an accrual is written down will bear the impact of the resulting reduction in net asset value regardless of whether they were shareholders during the accrual period. Conversely, if the Fund receives a tax refund that has not been previously accrued, shareholders in the Fund at the time of the successful recovery will benefit from the resulting increase in the Fund's net asset value. Shareholders who sold their shares prior to such time will not benefit from such increase in the Fund's net asset value.

*European Economic Risk* — The European financial markets have recently experienced volatility and adverse trends due to concerns about economic downturns in, or rising government debt levels of, several European countries as well as acts of war in the region. These events may spread to other countries in Europe and may affect the value and liquidity of certain of the Fund's investments.

Responses to the financial problems by European governments, central banks and others, including austerity measures and reforms, may not work, may result in social unrest and may limit future growth and economic recovery or have other unintended consequences. Further defaults or restructurings by governments and others of their debt could have additional adverse effects on economies, financial markets and asset valuations around the world.

The United Kingdom has withdrawn from the European Union, and one or more other countries may withdraw from the European Union and/or abandon the Euro, the common currency of the European Union. These events and actions have adversely affected, and may in the future adversely affect, the value and exchange rate of the Euro and may continue to significantly affect the economies of every country in Europe, including countries that do not use the Euro and non-European Union member states. The impact of these actions, especially if they occur in a disorderly fashion, is not clear but could be significant and far reaching. In addition, Russia launched a large-scale invasion of Ukraine on February 24, 2022. The extent and duration of the military action, resulting sanctions and resulting future market disruptions in the region are impossible to predict, but could be significant and have a severe adverse effect on the region, including significant negative impacts on the economy and the markets for certain securities and commodities, such as oil and natural gas, as well as other sectors.

■ **Geographic Risk** — Some of the companies in which the Fund invests are located in parts of the world that have historically been prone to natural disasters, such as earthquakes, tornadoes, volcanic eruptions, droughts, floods, hurricanes or tsunamis, and are economically sensitive to environmental events. Any such event may adversely impact the economies of these geographic areas or business operations of companies in these geographic areas, causing an adverse impact on the value of the Fund.

■ **High Portfolio Turnover Risk** — The Fund may engage in active and frequent trading of its portfolio securities. High portfolio turnover (more than 100%) may result in increased transaction costs to the Fund, including brokerage commissions, dealer mark-ups and other transaction costs on the sale of the securities and on reinvestment in



other securities. The sale of Fund portfolio securities may result in the realization and/or distribution to shareholders of higher capital gains or losses as compared to a fund with less active trading policies. These effects of higher than normal portfolio turnover may adversely affect Fund performance.

- **Income Risk** — The Fund's yield will vary as the short-term securities in its portfolio mature and the proceeds are reinvested in securities with different interest rates.
- **Indexed and Inverse Securities Risk** — Indexed and inverse securities provide a potential return based on a particular index of value or interest rates. The Fund's return on these securities will be subject to risk with respect to the value of the particular index. These securities are subject to leverage risk and correlation risk. Certain indexed and inverse securities have greater sensitivity to changes in interest rates or index levels than other securities, and the Fund's investment in such instruments may decline significantly in value if interest rates or index levels move in a way Fund management does not anticipate.
- **Index-Related Risk** — An Underlying Fund may seek to achieve a return that corresponds generally to the price and yield performance, before fees and expenses, of the applicable Underlying Index as published by its index provider. There is no assurance that an index provider or any agents that may act on its behalf will compile an Underlying Index accurately, or that an Underlying Index will be determined, composed or calculated accurately. While the index providers provide descriptions of what the applicable Underlying Index is designed to achieve, neither the index providers nor their agents provide any warranty or accept any liability in relation to the quality, accuracy or completeness of an Underlying Index or its related data, and they do not guarantee that an Underlying Index will be in line with its index provider's methodology. BFA does not provide any warranty or guarantee against an index provider's or any agent's errors. Errors in respect of the quality, accuracy and completeness of the data used to compile an Underlying Index may occur from time to time and may not be identified and corrected by an index provider for a period of time or at all, particularly where the indices are less commonly used as benchmarks by funds or managers. Such errors may negatively or positively impact the Underlying Fund and its shareholders. For example, during a period where an Underlying Index contains incorrect constituents, an Underlying Fund would have market exposure to such constituents and would be underexposed to the Underlying Index's other constituents. Shareholders should understand that any gains from index provider errors will be kept by the Underlying Fund and its shareholders and any losses or costs resulting from index provider errors will be borne by the Underlying Fund and its shareholders.

Unusual market conditions or other unforeseen circumstances (such as natural disasters, political unrest or war) may impact the index provider or a third-party data provider and could cause an index provider to postpone a scheduled rebalance to an Underlying Index. This could cause the Underlying Index to vary from its normal or expected composition. The postponement of a scheduled rebalance could mean that constituents that would otherwise be removed at rebalance due to changes in market capitalizations, issuer credit ratings, or other reasons may remain, causing the performance and constituents of an Underlying Index to vary from those expected under normal conditions. Apart from scheduled rebalances, an index provider or its agents may carry out additional ad hoc rebalances to an Underlying Index due to unusual market conditions or in order, for example, to correct an error in the selection of index constituents. When an Underlying Index is rebalanced and the Underlying Fund in turn rebalances its portfolio to attempt to increase the correlation between the Underlying Fund's portfolio and the Underlying Index, any transaction costs and market exposure arising from such portfolio rebalancing will be borne directly by the Underlying Fund and its shareholders. Therefore, errors and additional ad hoc rebalances carried out by an index provider or its agents to an Underlying Index may increase the costs to and the tracking error risk of an Underlying Fund.

An index fund has operating and other expenses while an index does not. As a result, while an Underlying Fund that is an index fund will attempt to track its underlying index as closely as possible, it will tend to underperform the underlying index to some degree over time. If an index fund is properly correlated to its stated index, the fund will perform poorly when the index performs poorly.

- **Inflation-Indexed Bonds Risk** — The principal value of an investment is not protected or otherwise guaranteed by virtue of the Fund's investments in inflation-indexed bonds.

Inflation-indexed bonds are fixed-income securities whose principal value is periodically adjusted according to the rate of inflation. If the index measuring inflation falls, the principal value of inflation-indexed bonds will be adjusted downward, and consequently the interest payable on these securities (calculated with respect to a smaller principal amount) will be reduced.

Repayment of the original bond principal upon maturity (as adjusted for inflation) is guaranteed in the case of U.S. Treasury inflation-indexed bonds. For bonds that do not provide a similar guarantee, the adjusted principal value of the bond repaid at maturity may be less than the original principal value.

The value of inflation-indexed bonds is expected to change in response to changes in real interest rates. Real interest rates are tied to the relationship between nominal interest rates and the rate of inflation. If nominal interest rates increase at a faster rate than inflation, real interest rates may rise, leading to a decrease in value of inflation-indexed bonds. Short-term increases in inflation may lead to a decline in value. Any increase in the principal amount

of an inflation-indexed bond will be considered taxable ordinary income, even though investors do not receive their principal until maturity.

Periodic adjustments for inflation to the principal amount of an inflation-indexed bond may give rise to original issue discount, which will be includable in the Fund's gross income. Due to original issue discount, the Fund may be required to make annual distributions to shareholders that exceed the cash received, which may cause the Fund to liquidate certain investments when it is not advantageous to do so. Also, if the principal value of an inflation-indexed bond is adjusted downward due to deflation, amounts previously distributed in the taxable year may be characterized in some circumstances as a return of capital.

- **Investment Style Risk** — Under certain market conditions, growth investments have performed better during the later stages of economic expansion and value investments have performed better during periods of economic recovery. Therefore, these investment styles may over time go in and out of favor. At times when an investment style used by the Fund or an Underlying Fund is out of favor, the Fund may underperform other funds that use different investment styles.
- **Issuer Risk** — The performance of the Fund depends on the performance of individual securities to which the Fund has exposure. Any issuer of these securities may perform poorly, causing the value of its securities to decline. Poor performance may be caused by poor management decisions, competitive pressures, changes in technology, expiration of patent protection, disruptions in supply, labor problems or shortages, corporate restructurings, fraudulent disclosures, credit deterioration of the issuer or other factors. Issuers may, in times of distress or at their own discretion, decide to reduce or eliminate dividends, which may also cause their stock prices to decline.
- **Junk Bonds Risk** — Although junk bonds generally pay higher rates of interest than investment grade bonds, junk bonds are high risk investments that are considered speculative and may cause income and principal losses for the Fund. The major risks of junk bond investments include:
  - Junk bonds may be issued by less creditworthy issuers. Issuers of junk bonds may have a larger amount of outstanding debt relative to their assets than issuers of investment grade bonds. In the event of an issuer's bankruptcy, claims of other creditors may have priority over the claims of junk bond holders, leaving few or no assets available to repay junk bond holders.
  - Prices of junk bonds are subject to extreme price fluctuations. Adverse changes in an issuer's industry and general economic conditions may have a greater impact on the prices of junk bonds than on other higher rated fixed-income securities.
  - Issuers of junk bonds may be unable to meet their interest or principal payment obligations because of an economic downturn, specific issuer developments, or the unavailability of additional financing.
  - Junk bonds frequently have redemption features that permit an issuer to repurchase the security from the Fund before it matures. If the issuer redeems junk bonds, the Fund may have to invest the proceeds in bonds with lower yields and may lose income.
  - Junk bonds may be less liquid than higher rated fixed-income securities, even under normal economic conditions. There are fewer dealers in the junk bond market, and there may be significant differences in the prices quoted for junk bonds by the dealers. Because they are less liquid than higher rated fixed-income securities, judgment may play a greater role in valuing junk bonds than is the case with securities trading in a more liquid market.
  - The Fund may incur expenses to the extent necessary to seek recovery upon default or to negotiate new terms with a defaulting issuer.

The credit rating of a high yield security does not necessarily address its market value risk. Ratings and market value may change from time to time, positively or negatively, to reflect new developments regarding the issuer.

- **Management Risk** — If a passively managed ETF does not fully replicate the underlying index, it is subject to the risk that the manager's investment management strategy may not produce the intended results.
- **Mezzanine Securities Risk** — Mezzanine securities generally are rated below investment grade and frequently are unrated and present many of the same risks as senior loans, second lien loans and non-investment grade bonds. However, unlike senior loans and second lien loans, mezzanine securities are not a senior or secondary secured obligation of the related borrower. They typically are the most subordinated debt obligation in an issuer's capital structure. Mezzanine securities also may often be unsecured. Mezzanine securities therefore are subject to the additional risk that the cash flow of the related borrower and the property securing the loan may be insufficient to repay the scheduled obligation after giving effect to any senior obligations of the related borrower. Mezzanine securities will be subject to certain additional risks to the extent that such loans may not be protected by financial covenants or limitations upon additional indebtedness. Investment in mezzanine securities is a highly specialized investment practice that depends more heavily on independent credit analysis than investments in other types of debt obligations.
- **Model Risk** — The Fund seeks to pursue its investment objective by using proprietary models that incorporate quantitative analysis. Investments selected using these models may perform differently than as forecasted due to

the factors incorporated into the models and the weighting of each factor, as well as the level and scope of changes from historical trends. In addition, issues in the construction and implementation of the models, including software or hardware malfunction, power loss, software bugs, malicious code, viruses, system crashes and other technological failures or various other events or circumstances within or beyond the control of BlackRock, may adversely impact the Fund. Please see also “Cyber Security Risk” below. There is no guarantee that BlackRock’s use of these models will result in effective investment decisions for the Fund.

Some of the models used by BlackRock rely on historical data and may not accurately predict future market movements. The Fund bears the risk that the models used by BlackRock will not be successful in forecasting movements in the market or in determining the size, direction, and/or weighting of investment positions that will enable the Fund to achieve its investment objective. In addition, the models may not be reliable in the event of unusual or disruptive events that cause market movements, which may be inconsistent with the historical performance of individual markets. In such instances, the models may produce unexpected results, which can result in losses for the Fund. Furthermore, because predictive models may be constructed based on data supplied by third parties, the success of relying on such models may depend heavily on the accuracy and reliability of such data.

■ **Mortgage- and Asset-Backed Securities Risks** — Mortgage-backed securities (residential and commercial) and asset-backed securities represent interests in “pools” of mortgages or other assets, including consumer loans or receivables held in trust. Although asset-backed and commercial mortgage-backed securities (“CMBS”) generally experience less prepayment than residential mortgage-backed securities, mortgage-backed and asset-backed securities, like traditional fixed-income securities, are subject to credit, interest rate, prepayment and extension risks.

Small movements in interest rates (both increases and decreases) may quickly and significantly reduce the value of certain mortgage-backed securities. The Fund’s investments in asset-backed securities are subject to risks similar to those associated with mortgage-related securities, as well as additional risks associated with the nature of the assets and the servicing of those assets. These securities also are subject to the risk of default on the underlying mortgages or assets, particularly during periods of economic downturn. Certain CMBS are issued in several classes with different levels of yield and credit protection. The Fund’s investments in CMBS with several classes may be in the lower classes that have greater risks than the higher classes, including greater interest rate, credit and prepayment risks.

Mortgage-backed securities may be either pass-through securities or collateralized mortgage obligations (“CMOs”). Pass-through securities represent a right to receive principal and interest payments collected on a pool of mortgages, which are passed through to security holders. CMOs are created by dividing the principal and interest payments collected on a pool of mortgages into several revenue streams (“tranches”) with different priority rights to portions of the underlying mortgage payments. Certain CMO tranches may represent a right to receive interest only (“IOs”), principal only (“POs”) or an amount that remains after floating-rate tranches are paid (an “inverse floater”). These securities are frequently referred to as “mortgage derivatives” and may be extremely sensitive to changes in interest rates. Interest rates on inverse floaters, for example, vary inversely with a short-term floating rate (which may be reset periodically). Interest rates on inverse floaters will decrease when short-term rates increase, and will increase when short-term rates decrease. These securities have the effect of providing a degree of investment leverage. In response to changes in market interest rates or other market conditions, the value of an inverse floater may increase or decrease at a multiple of the increase or decrease in the value of the underlying securities. If the Fund invests in CMO tranches (including CMO tranches issued by government agencies) and interest rates move in a manner not anticipated by Fund management, it is possible that the Fund could lose all or substantially all of its investment. Certain mortgage-backed securities in which the Fund may invest may also provide a degree of investment leverage, which could cause the Fund to lose all or substantially all of its investment.

The mortgage market in the United States has experienced difficulties that may adversely affect the performance and market value of certain of the Fund’s mortgage-related investments. Delinquencies and losses on mortgage loans (including subprime and second-lien mortgage loans) generally have increased and may continue to increase, and a decline in or flattening of real estate values (as has been experienced and may continue to be experienced in many housing markets) may exacerbate such delinquencies and losses. Also, a number of mortgage loan originators have experienced serious financial difficulties or bankruptcy. Reduced investor demand for mortgage loans and mortgage-related securities and increased investor yield requirements have caused limited liquidity in the secondary market for mortgage-related securities, which can adversely affect the market value of mortgage-related securities. It is possible that such limited liquidity in such secondary markets could continue or worsen.

Asset-backed securities entail certain risks not presented by mortgage-backed securities, including the risk that in certain states it may be difficult to perfect the liens securing the collateral backing certain asset-backed securities. In addition, certain asset-backed securities are based on loans that are unsecured, which means that there is no collateral to seize if the underlying borrower defaults.

■ **Municipal Securities Risks** — Municipal securities risks include the ability of the issuer to repay the obligation, the relative lack of information about certain issuers of municipal securities, and the possibility of future legislative changes which could affect the market for and value of municipal securities. These risks include:

*General Obligation Bonds Risks* — The full faith, credit and taxing power of the municipality that issues a general obligation bond secures payment of interest and repayment of principal. Timely payments depend on the issuer's credit quality, ability to raise tax revenues and ability to maintain an adequate tax base.

*Revenue Bonds Risks* — Payments of interest and principal on revenue bonds are made only from the revenues generated by a particular facility, class of facilities or the proceeds of a special tax or other revenue source. These payments depend on the money earned by the particular facility or class of facilities, or the amount of revenues derived from another source.

*Private Activity Bonds Risks* — Municipalities and other public authorities issue private activity bonds to finance development of industrial facilities for use by a private enterprise. The private enterprise pays the principal and interest on the bond, and the issuer does not pledge its full faith, credit and taxing power for repayment. If the private enterprise defaults on its payments, the Fund may not receive any income or get its money back from the investment.

*Moral Obligation Bonds Risks* — Moral obligation bonds are generally issued by special purpose public authorities of a state or municipality. If the issuer is unable to meet its obligations, repayment of these bonds becomes a moral commitment, but not a legal obligation, of the state or municipality.

*Municipal Notes Risks* — Municipal notes are shorter term municipal debt obligations. They may provide interim financing in anticipation of, and are secured by, tax collection, bond sales or revenue receipts. If there is a shortfall in the anticipated proceeds, the notes may not be fully repaid and the Fund may lose money.

*Municipal Lease Obligations Risks* — In a municipal lease obligation, the issuer agrees to make payments when due on the lease obligation. The issuer will generally appropriate municipal funds for that purpose, but is not obligated to do so. Although the issuer does not pledge its unlimited taxing power for payment of the lease obligation, the lease obligation is secured by the leased property. However, if the issuer does not fulfill its payment obligation it may be difficult to sell the property and the proceeds of a sale may not cover the Fund's loss.

*Tax-Exempt Status Risk* — In making investments, the Fund and its investment manager will rely on the opinion of issuers' bond counsel and, in the case of derivative securities, sponsors' counsel, on the tax-exempt status of interest on municipal obligations and payments under tax-exempt derivative securities. Neither the Fund nor its investment manager will independently review the bases for those tax opinions. If any of those tax opinions are ultimately determined to be incorrect or if events occur after the security is acquired that impact the security's tax-exempt status, the Fund and its shareholders could be subject to substantial tax liabilities. The IRS has generally not ruled on the taxability of the securities. An assertion by the IRS that a portfolio security is not exempt from U.S. federal income tax (contrary to indications from the issuer) could affect the Fund's and its shareholders' income tax liability for the current or past years and could create liability for information reporting penalties. In addition, an IRS assertion of taxability may impair the liquidity and the fair market value of the securities.

■ **National Closed Market Trading Risk** — To the extent that the underlying securities and/or other assets held by an Underlying Fund that is an ETF trade on foreign exchanges or in foreign markets that may be closed when the securities exchange on which the Underlying Fund's shares trade is open, there are likely to be deviations between the current price of such an underlying security and the last quoted price for the underlying security (i.e., an Underlying Fund's quote from the closed foreign market). The impact of a closed foreign market on an Underlying Fund is likely to be greater where a large portion of the Underlying Fund's underlying securities and/or other assets trade on that closed foreign market or when the foreign market is closed for unscheduled reasons. These deviations could result in premiums or discounts to one or more of the Underlying Funds' net asset values that may be greater than those experienced by other ETFs.

■ **"New Issues" Risk** — "New issues" are initial public offerings ("IPOs") of equity securities. Investments in companies that have recently gone public have the potential to produce substantial gains for the Fund. However, there is no assurance that the Fund will have access to profitable IPOs and therefore investors should not rely on these past gains as an indication of future performance. The investment performance of the Fund during periods when it is unable to invest significantly or at all in IPOs may be lower than during periods when the Fund is able to do so. In addition, as the Fund increases in size, the impact of IPOs on the Fund's performance will generally decrease. Securities issued in IPOs are subject to many of the same risks as investing in companies with smaller market capitalizations. Securities issued in IPOs have no trading history, and information about the companies may be available for very limited periods. In addition, the prices of securities sold in IPOs may be highly volatile or may decline shortly after the IPO. When an IPO is brought to the market, availability may be limited and the Fund may not be able to buy any shares at the offering price, or, if it is able to buy shares, it may not be able to buy as many shares at the offering price as it would like.

■ **Passive Investment Risk** — Because BFA does not select individual companies in the underlying indexes for certain Underlying Funds, those Underlying Funds may hold securities of companies that present risks that an investment adviser researching individual securities might seek to avoid.

■ **Pay-in-kind Bonds Risk** — Similar to zero coupon obligations, pay-in-kind bonds also carry additional risk as holders of these types of securities realize no cash until the cash payment date unless a portion of such securities is sold

and, if the issuer defaults, the Fund may obtain no return at all on its investment. The market price of pay-in-kind bonds is affected by interest rate changes to a greater extent, and therefore tends to be more volatile, than that of securities which pay interest in cash. Additionally, current federal tax law requires the holder of certain pay-in-kind bonds to accrue income with respect to these securities prior to the receipt of cash payments. To maintain its qualification as a regulated investment company and avoid liability for U.S. federal income and excise taxes, the Fund may be required to distribute income accrued with respect to these securities and may have to dispose of portfolio securities under disadvantageous circumstances in order to generate cash to satisfy these distribution requirements.

- **Preferred Securities Risk** — Preferred securities may pay fixed or adjustable rates of return. Preferred securities are subject to issuer-specific and market risks applicable generally to equity securities. In addition, a company's preferred securities generally pay dividends only after the company makes required payments to holders of its bonds and other debt. For this reason, the value of preferred securities will usually react more strongly than bonds and other debt to actual or perceived changes in the company's financial condition or prospects. Preferred securities of smaller companies may be more vulnerable to adverse developments than preferred securities of larger companies.
- **Real Estate-Related Securities Risk** — The main risk of real estate-related securities is that the value of the underlying real estate may go down. Many factors may affect real estate values. These factors include both the general and local economies, vacancy rates, tenant bankruptcies, the ability to re-lease space under expiring leases on attractive terms, the amount of new construction in a particular area, the laws and regulations (including zoning, environmental and tax laws) affecting real estate and the costs of owning, maintaining and improving real estate. The availability of mortgage financing and changes in interest rates may also affect real estate values. If the Fund's real estate-related investments are concentrated in one geographic area or in one property type, the Fund will be particularly subject to the risks associated with that area or property type. Many issuers of real estate-related securities are highly leveraged, which increases the risk to holders of such securities. The value of the securities the Fund buys will not necessarily track the value of the underlying investments of the issuers of such securities.
- **REIT Investment Risk** — In addition to the risks facing real estate-related securities, such as a decline in property values due to increasing vacancies, a decline in rents resulting from unanticipated economic, legal or technological developments or a decline in the price of securities of real estate companies due to a failure of borrowers to pay their loans or poor management, investments in REITs involve unique risks. REITs may have limited financial resources, may trade less frequently and in limited volume, may engage in dilutive offerings of securities and may be more volatile than other securities. REIT issuers may also fail to maintain their exemptions from investment company registration or fail to qualify for the "dividends paid deduction" under the Internal Revenue Code, which allows REITs to reduce their corporate taxable income for dividends paid to their shareholders. Ordinary REIT dividends received by the Fund and distributed to the Fund's shareholders will generally be taxable as ordinary income and will not constitute "qualified dividend income." However, for tax years beginning after December 31, 2017 and before January 1, 2026, a non-corporate taxpayer who is a direct REIT shareholder may claim a 20% "qualified business income" deduction for ordinary REIT dividends, and a regulated investment company may report dividends as eligible for this deduction to the extent the regulated investment company's income is derived from ordinary REIT dividends (reduced by allocable regulated investment company expenses). A shareholder may treat the dividends as such provided the regulated investment company and the shareholder satisfy applicable holding period requirements.
- **Representative Sampling Risk** — Representative sampling is a method of indexing that involves investing in a representative sample of securities that collectively have a similar investment profile to the index and resemble the index in terms of risk factors and other key characteristics. An ETF may or may not hold every security in the index. When an ETF deviates from a full replication indexing strategy to utilize a representative sampling strategy, the ETF is subject to an increased risk of tracking error, in that the securities selected in the aggregate for the ETF may not have an investment profile similar to those of its index.
- **Repurchase Agreements and Purchase and Sale Contracts Risk** — If the other party to a repurchase agreement or purchase and sale contract defaults on its obligation under the agreement, the Fund may suffer delays and incur costs or lose money in exercising its rights under the agreement. If the seller fails to repurchase the security in either situation and the market value of the security declines, the Fund may lose money.
- **Reverse Repurchase Agreements Risk** — Reverse repurchase agreements involve the sale of securities held by the Fund with an agreement to repurchase the securities at an agreed-upon price, date and interest payment. Reverse repurchase agreements involve the risk that the other party may fail to return the securities in a timely manner or at all. The Fund could lose money if it is unable to recover the securities and the value of the collateral held by the Fund, including the value of the investments made with cash collateral, is less than the value of the securities. These events could also trigger adverse tax consequences for the Fund. In addition, reverse repurchase agreements involve the risk that the interest income earned in the investment of the proceeds will be less than the interest expense.
- **Risks of Loan Assignments and Participations** — As the purchaser of an assignment, the Fund typically succeeds to all the rights and obligations of the assigning institution and becomes a lender under the credit agreement with respect to the debt obligation; however, the Fund may not be able unilaterally to enforce all rights and remedies

under the loan and with regard to any associated collateral. Because assignments may be arranged through private negotiations between potential assignees and potential assignors, the rights and obligations acquired by the Fund as the purchaser of an assignment may differ from, and be more limited than, those held by the assigning lender. In addition, if the loan is foreclosed, the Fund could become part owner of any collateral and could bear the costs and liabilities of owning and disposing of the collateral. The Fund may be required to pass along to a purchaser that buys a loan from the Fund by way of assignment a portion of any fees to which the Fund is entitled under the loan. In connection with purchasing participations, the Fund generally will have no right to enforce compliance by the borrower with the terms of the loan agreement relating to the loan, nor any rights of set-off against the borrower, and the Fund may not directly benefit from any collateral supporting the loan in which it has purchased the participation. As a result, the Fund will be subject to the credit risk of both the borrower and the lender that is selling the participation. In the event of the insolvency of the lender selling a participation, the Fund may be treated as a general creditor of the lender and may not benefit from any set-off between the lender and the borrower.

- **Second Lien Loans Risk** — Second lien loans generally are subject to similar risks as those associated with investments in senior loans. Because second lien loans are subordinated or unsecured and thus lower in priority of payment to senior loans, they are subject to the additional risk that the cash flow of the borrower and property securing the loan or debt, if any, may be insufficient to meet scheduled payments after giving effect to the senior secured obligations of the borrower. This risk is generally higher for subordinated unsecured loans or debt, which are not backed by a security interest in any specific collateral. Second lien loans generally have greater price volatility and may be less liquid than senior loans.

There is also a possibility that originators will not be able to sell participations in second lien loans, which would create greater credit risk exposure for the holders of such loans. Second lien loans share the same risks as other below investment grade securities.

- **Senior Loans Risk** — There is less readily available, reliable information about most senior loans than is the case for many other types of securities. In addition, there is no minimum rating or other independent evaluation of a borrower or its securities limiting the Fund's investments, and BFA relies primarily on its own evaluation of a borrower's credit quality rather than on any available independent sources. As a result, the Fund is particularly dependent on the analytical abilities of BFA.

An economic downturn generally leads to a higher non-payment rate, and a senior loan may lose significant value before a default occurs. Moreover, any specific collateral used to secure a senior loan may decline in value or become illiquid, which would adversely affect the senior loan's value.

No active trading market may exist for certain senior loans, which may impair the ability of the Fund to realize full value in the event of the need to sell a senior loan and which may make it difficult to value senior loans. Adverse market conditions may impair the liquidity of some actively traded senior loans. To the extent that a secondary market does exist for certain senior loans, the market may be subject to irregular trading activity, wide bid/ask spreads and extended trade settlement periods. See "Illiquid Investments Risk."

Although senior loans in which the Fund will invest generally will be secured by specific collateral, there can be no assurance that liquidation of such collateral would satisfy the borrower's obligation in the event of non-payment of scheduled interest or principal or that such collateral could be readily liquidated. In the event of the bankruptcy of a borrower, the Fund could experience delays or limitations with respect to its ability to realize the benefits of the collateral securing a senior loan. If the terms of a senior loan do not require the borrower to pledge additional collateral in the event of a decline in the value of the already pledged collateral, the Fund will be exposed to the risk that the value of the collateral will not at all times equal or exceed the amount of the borrower's obligations under the senior loans. To the extent that a senior loan is collateralized by stock in the borrower or its subsidiaries, such stock may lose all of its value in the event of the bankruptcy of the borrower. Uncollateralized senior loans involve a greater risk of loss. Some senior loans are subject to the risk that a court, pursuant to fraudulent conveyance or other similar laws, could subordinate the senior loans to presently existing or future indebtedness of the borrower or take other action detrimental to lenders, including the Fund. Such court action could under certain circumstances include invalidation of senior loans.

If a senior loan is acquired through an assignment, the Fund may not be able to unilaterally enforce all rights and remedies under the loan and with regard to any associated collateral. If a senior loan is acquired through a participation, the Fund generally will have no right to enforce compliance by the borrower with the terms of the loan agreement against the borrower, and the Fund may not directly benefit from the collateral supporting the debt obligation in which it has purchased the participation. As a result, the Fund will be exposed to the credit risk of both the borrower and the institution selling the participation.

The senior loans in which the Fund invests are usually rated below investment grade. As a result, the risks associated with senior loans are similar to the risks of below investment grade securities, although senior loans are typically senior and secured in contrast to other below investment grade securities, which are often subordinated and unsecured. See "Junk Bonds Risk." The higher standing of senior loans has historically resulted in generally higher recoveries in the event of a corporate reorganization. In addition, because their interest rates are typically

adjusted for changes in short-term interest rates, senior loans generally are subject to less interest rate risk than other below investment grade securities, which are typically fixed rate.

- **Shares of an ETF May Trade at Prices Other Than Net Asset Value** — Shares of an ETF trade on exchanges at prices at, above or below their most recent net asset value (“NAV”). The per share net asset value of an ETF is calculated at the end of each business day and fluctuates with changes in the market value of the ETF’s holdings since the most recent calculation. The trading prices of an ETF’s shares fluctuate continuously throughout trading hours based on market supply and demand rather than net asset value. The trading prices of an ETF’s shares may deviate significantly from net asset value during periods of market volatility. Any of these factors may lead to an ETF’s shares trading at a premium or discount to net asset value. However, because shares can be created and redeemed in creation units, which are aggregated blocks of shares that authorized participants who have entered into agreements with the ETF’s distributor can purchase or redeem directly from the ETF, at net asset value (unlike shares of many closed-end funds, which frequently trade at appreciable discounts from, and sometimes at premiums to, their net asset values), large discounts or premiums to the net asset value of an ETF are not likely to be sustained over the long-term. While the creation/redemption feature is designed to make it likely that an ETF’s shares normally trade on exchanges at prices close to the ETF’s next calculated net asset value, exchange prices are not expected to correlate exactly with an ETF’s net asset value due to timing reasons as well as market supply and demand factors. In addition, disruptions to creations and redemptions or the existence of extreme market volatility may result in trading prices that differ significantly from net asset value. If a shareholder purchases at a time when the market price is at a premium to the net asset value or sells at a time when the market price is at a discount to the net asset value, the shareholder may sustain losses.
- **Short Sales Risk** — Because making short sales in securities that it does not own exposes the Fund to the risks associated with those securities, such short sales involve speculative exposure risk. The Fund will incur a loss as a result of a short sale if the price of the security increases between the date of the short sale and the date on which the Fund replaces the security sold short. The Fund will realize a gain if the security declines in price between those dates. As a result, if the Fund makes short sales in securities that increase in value, it will likely underperform similar funds that do not make short sales in securities they do not own. There can be no assurance that the Fund will be able to close out a short sale position at any particular time or at an acceptable price. Although the Fund’s gain is limited to the amount at which it sold a security short, its potential loss is limited only by the maximum attainable price of the security, less the price at which the security was sold. The Fund may also pay transaction costs and borrowing fees in connection with short sales.
- **Small and Mid-Capitalization Company Risk** — Companies with small or mid-size market capitalizations will normally have more limited product lines, markets and financial resources and will be dependent upon a more limited management group than larger capitalized companies. In addition, it is more difficult to get information on smaller companies, which tend to be less well known, have shorter operating histories, do not have significant ownership by large investors and are followed by relatively few securities analysts.
- **Small Cap and Emerging Growth Securities Risk** — Small cap or emerging growth companies may have limited product lines or markets. They may be less financially secure than larger, more established companies. They may depend on a small number of key personnel. If a product fails or there are other adverse developments, or if management changes, the Fund’s investment in a small cap or emerging growth company may lose substantial value. In addition, it is more difficult to get information on smaller companies, which tend to be less well known, have shorter operating histories, do not have significant ownership by large investors and are followed by relatively few securities analysts.

The securities of small cap and emerging growth companies generally trade in lower volumes and are subject to greater and more unpredictable price changes than larger cap securities or the market as a whole. In addition, small cap and emerging growth securities may be particularly sensitive to changes in interest rates, borrowing costs and earnings. Investing in small cap and emerging growth securities requires a longer term view.
- **Sovereign Debt Risk** — Sovereign debt instruments are subject to the risk that a governmental entity may delay or refuse to pay interest or repay principal on its sovereign debt, due, for example, to cash flow problems, insufficient foreign currency reserves, political considerations, the relative size of the governmental entity’s debt position in relation to the economy or the failure to put in place economic reforms required by the International Monetary Fund or other multilateral agencies. If a governmental entity defaults, it may ask for more time in which to pay or for further loans. There is no legal process for collecting sovereign debt that a government does not pay nor are there bankruptcy proceedings through which all or part of the sovereign debt that a governmental entity has not repaid may be collected.
- **Structured Notes Risk** — Structured notes and other related instruments purchased by the Fund are generally privately negotiated debt obligations where the principal and/or interest is determined by reference to the performance of a specific asset, benchmark asset, market or interest rate (“reference measure”). The interest rate or the principal amount payable upon maturity or redemption may increase or decrease, depending upon changes in the value of the reference measure. The terms of a structured note may provide that, in certain circumstances, no

principal is due at maturity and, therefore, may result in a loss of invested capital by the Fund. The interest and/or principal payments that may be made on a structured product may vary widely, depending on a variety of factors, including the volatility of the reference measure.

Structured notes may be positively or negatively indexed, so the appreciation of the reference measure may produce an increase or a decrease in the interest rate or the value of the principal at maturity. The rate of return on structured notes may be determined by applying a multiplier to the performance or differential performance of reference measures. Application of a multiplier involves leverage that will serve to magnify the potential for gain and the risk of loss.

The purchase of structured notes exposes the Fund to the credit risk of the issuer of the structured product. Structured notes may also be more volatile, less liquid, and more difficult to price accurately than less complex securities and instruments or more traditional debt securities.

- **Structured Products Risk** — Holders of structured products bear risks of the underlying investments, index or reference obligation and are subject to counterparty risk. The Fund may have the right to receive payments only from the structured product, and generally does not have direct rights against the issuer or the entity that sold the assets to be securitized. Certain structured products may be thinly traded or have a limited trading market. In addition to the general risks associated with debt securities discussed herein, structured products carry additional risks, including, but not limited to: the possibility that distributions from collateral securities will not be adequate to make interest or other payments; the quality of the collateral may decline in value or default; and the possibility that the structured products are subordinate to other classes. Structured notes are based upon the movement of one or more factors, including currency exchange rates, interest rates, reference bonds and stock indices, and changes in interest rates and impact of these factors may cause significant price fluctuations. Additionally, changes in the reference instrument or security may cause the interest rate on the structured note to be reduced to zero.
- **Supranational Entities Risk** — The Fund may invest in obligations issued or guaranteed by the World Bank. The government members, or “stockholders,” usually make initial capital contributions to the World Bank and in many cases are committed to make additional capital contributions if the World Bank is unable to repay its borrowings. There is no guarantee that one or more stockholders of the World Bank will continue to make any necessary additional capital contributions. If such contributions are not made, the entity may be unable to pay interest or repay principal on its debt securities, and the Fund may lose money on such investments.
- **Tender Option Bonds and Related Securities Risk** — The Fund’s participation in tender option bond transactions may reduce the Fund’s returns and/or increase volatility. Investments in tender option bond transactions expose the Fund to counterparty risk and leverage risk. An investment in a tender option bond transaction typically will involve greater risk than an investment in a municipal fixed rate security, including the risk of loss of principal. Distributions on residual inverse floating rate interest tender option bonds (“TOB Residuals”) will bear an inverse relationship to short-term municipal security interest rates. Distributions on TOB Residuals paid to the Fund will be reduced or, in the extreme, eliminated as short-term municipal interest rates rise and will increase when short-term municipal interest rates fall. TOB Residuals generally will underperform the market for fixed rate municipal securities in a rising interest rate environment.

The Fund may invest in beneficial interests in a special purpose trust formed for the purpose of holding Municipal Bonds contributed by one or more funds (a “TOB Trust”) on either a non-recourse or recourse basis. TOB Trusts are typically supported by a liquidity facility provided by a third-party bank or other financial institution (the “Liquidity Provider”) that allows the holders of the TOB Floaters to tender their certificates in exchange for payment of par plus accrued interest on any business day, subject to the non-occurrence of tender option termination events. When the Fund invests in a TOB Trust on a non-recourse basis, and the Liquidity Provider is required to make a payment under the liquidity facility, the Liquidity Provider will typically liquidate all or a portion of the municipal securities held in the TOB Trust and then fund the balance, if any, of the amount owed under the liquidity facility over the liquidation proceeds (the “Liquidation Shortfall”).

If the Fund invests in a TOB Trust on a recourse basis, the Fund will typically enter into a reimbursement agreement with the Liquidity Provider where the Fund is required to reimburse the Liquidity Provider the amount of any Liquidation Shortfall. As a result, if the Fund invests in a TOB Trust on a recourse basis, the Fund will bear the risk of loss with respect to any Liquidation Shortfall.

To the extent that the Fund, rather than a third-party bank or financial institution, sponsors a TOB Trust, certain responsibilities that previously belonged to the sponsor bank will be performed by, or on behalf of, the Fund. The Fund’s additional duties and responsibilities under the new TOB Trust structure may give rise to certain additional risks including compliance, securities law and operational risks.

- **Tracking Error Risk** — Tracking error is the divergence of an Underlying Fund’s performance from that of its underlying index. Tracking error may occur because of differences between the securities and other instruments held in an Underlying Fund’s portfolio and those included in its underlying index, pricing differences (including, as applicable, differences between a security’s price at the local market close and an Underlying Fund’s valuation of a



security at the time of calculation of an Underlying Fund's NAV, differences in transaction costs, an Underlying Fund's holding of uninvested cash, differences in timing of the accrual of or the valuation of dividends or other distributions, interest, the requirements to maintain pass-through tax treatment, portfolio transactions carried out to minimize the distribution of capital gains to shareholders, changes to an underlying index and the cost to an Underlying Fund of complying with various new or existing regulatory requirements. These risks may be heightened during times of increased market volatility or other unusual market conditions. In addition, tracking error may result because an Underlying Fund incurs fees and expenses, while its underlying index does not.

- **U.S. Government Issuer Risk** — Treasury obligations may differ in their interest rates, maturities, times of issuance and other characteristics. Obligations of U.S. Government agencies and authorities are supported by varying degrees of credit but generally are not backed by the full faith and credit of the U.S. Government. No assurance can be given that the U.S. Government will provide financial support to its agencies and authorities if it is not obligated by law to do so.
- **U.S. Government Mortgage-Related Securities Risk** — There are a number of important differences among the agencies and instrumentalities of the U.S. Government that issue mortgage-related securities and among the securities that they issue. Mortgage-related securities guaranteed by the Government National Mortgage Association ("GNMA" or "Ginnie Mae") are guaranteed as to the timely payment of principal and interest by GNMA and such guarantee is backed by the full faith and credit of the United States. GNMA securities also are supported by the right of GNMA to borrow funds from the U.S. Treasury to make payments under its guarantee. Mortgage-related securities issued by Fannie Mae or Freddie Mac are solely the obligations of Fannie Mae or Freddie Mac, as the case may be, and are not backed by or entitled to the full faith and credit of the United States but are supported by the right of the issuer to borrow from the Treasury.
- **Variable and Floating Rate Instrument Risk** — Variable and floating rate securities provide for periodic adjustment in the interest rate paid on the securities. These securities may be subject to greater illiquidity risk than other fixed income securities, meaning the absence of an active market for these securities could make it difficult for the Fund to dispose of them at any given time.
- **Warrants Risk** — If the price of the underlying stock does not rise above the exercise price before the warrant expires, the warrant generally expires without any value and the Fund will lose any amount it paid for the warrant. Thus, investments in warrants may involve substantially more risk than investments in common stock. Warrants may trade in the same markets as their underlying stock; however, the price of the warrant does not necessarily move with the price of the underlying stock.
- **When-Issued and Delayed Delivery Securities and Forward Commitments Risk** — When-issued and delayed delivery securities and forward commitments involve the risk that the security the Fund buys will lose value prior to its delivery. There also is the risk that the security will not be issued or that the other party to the transaction will not meet its obligation. If this occurs, the Fund may lose both the investment opportunity for the assets it set aside to pay for the security and any gain in the security's price.
- **Zero Coupon Securities Risk** — While interest payments are not made on such securities, holders of such securities are deemed to have received income ("phantom income") annually, notwithstanding that cash may not be received currently. The effect of owning instruments that do not make current interest payments is that a fixed yield is earned not only on the original investment but also, in effect, on all discount accretion during the life of the obligations. This implicit reinvestment of earnings at a fixed rate eliminates the risk of being unable to invest distributions at a rate as high as the implicit yield on the zero coupon bond, but at the same time eliminates the holder's ability to reinvest at higher rates in the future. For this reason, some of these securities may be subject to substantially greater price fluctuations during periods of changing market interest rates than are comparable securities that pay interest currently. Longer term zero coupon bonds are more exposed to interest rate risk than shorter term zero coupon bonds. These investments benefit the issuer by mitigating its need for cash to meet debt service, but also require a higher rate of return to attract investors who are willing to defer receipt of cash.

## **Investment in a Particular Geographic Region or Country Risks**

- **Asia-Pacific Countries** — In addition to the risks of investing in non-U.S. securities and the risks of investing in emerging markets, the developing market Asia-Pacific countries are subject to certain additional or specific risks. In many of these markets, there is a high concentration of market capitalization and trading volume in a small number of issuers representing a limited number of industries, as well as a high concentration of investors and financial intermediaries. Many of these markets also may be affected by developments with respect to more established markets in the region such as in Japan and Hong Kong. Brokers in developing market Asia-Pacific countries typically are fewer in number and less well capitalized than brokers in the United States.

Many of the developing market Asia-Pacific countries may be subject to a greater degree of economic, political and social instability than is the case in the United States and Western European countries. Such instability may result from, among other things: (i) authoritarian governments or military involvement in political and economic decision-making, including changes in government through extra-constitutional means; (ii) popular unrest associated with

demands for improved political, economic and social conditions; (iii) internal insurgencies; (iv) hostile relations with neighboring countries; and (v) ethnic, religious and racial disaffection. In addition, the governments of many of such countries have a substantial role in regulating and supervising the economy.

Another risk common to most such countries is that the economy is heavily export oriented and, accordingly, is dependent upon international trade. The existence of overburdened infrastructure and obsolete financial systems also presents risks in certain countries, as do environmental problems. Certain economies also depend to a significant degree upon exports of primary commodities and, therefore, are vulnerable to changes in commodity prices that, in turn, may be affected by a variety of factors.

The rights of investors in developing market Asia-Pacific companies may be more limited than those of shareholders of U.S. corporations. It may be difficult or impossible to obtain and/or enforce a judgment in a developing market Asia-Pacific country.

Some developing Asia-Pacific countries prohibit or impose substantial restrictions on investments in their capital markets, particularly their equity markets, by foreign entities. For example, certain countries may require governmental approval prior to investments by foreign persons or limit the amount of investment by foreign persons in a particular company.

- **Canada** — Investments in Canadian issuers may subject the Fund to economic risk specific to Canada. Among other things, the Canadian economy is heavily dependent on relationships with certain key trading partners, including the United States and China. The Canadian economy is sensitive to fluctuations in certain commodity markets.
- **Europe** — Any adverse developments in connection with the ongoing development of the Economic and Monetary Union (“EMU”) could potentially destabilize the EMU and/or could adversely affect the Fund’s European investments.
- **United States** — A decrease in imports or exports, changes in trade regulations, inflation and/or an economic recession in the United States may have a material adverse effect on the U.S. economy and the securities listed on U.S. exchanges. Proposed and adopted policy and legislative changes in the United States are changing many aspects of financial, commercial, public health, environmental, and other regulation and may have a significant effect on U.S. markets generally, as well as on the value of certain securities. Governmental agencies project that the United States will continue to maintain elevated public debt levels for the foreseeable future. Although elevated debt levels do not necessarily indicate or cause economic problems, elevated public debt service costs may constrain future economic growth.

The United States has developed increasingly strained relations with a number of foreign countries. If relations with certain countries deteriorate, it could adversely affect U.S. issuers as well as non-U.S. issuers that rely on the United States for trade. The United States has also experienced increased internal unrest and discord, as well as significant challenges in managing and containing the outbreak of COVID-19. If these trends were to continue, it may have an adverse impact on the U.S. economy and the issuers in which the Fund invests.

## Investment in a Particular Market Segment Risks

- **Consumer Discretionary Sector Risk** — The success of consumer product manufacturers and retailers is tied closely to the performance of domestic and international economies, interest rates, exchange rates, competition, consumer confidence, changes in demographics and consumer preferences. Companies in the consumer discretionary sector depend heavily on disposable household income and consumer spending, and may be strongly affected by social trends and marketing campaigns. These companies may be subject to severe competition, which may have an adverse impact on their profitability.
- **Energy Sector Risk** — The performance of energy-related commodities is generally cyclical and highly dependent on energy prices. Energy prices may fluctuate significantly due to, among other things, national and international political changes, Organization of Petroleum Exporting Countries (“OPEC”) and non-OPEC energy exporters, such as the Russian Federation, policies and relationships, and the economies of key energy-consuming countries. The market value of energy-related commodities may decline for many reasons, including, among other things: changes in the levels and volatility of global energy prices, energy supply and demand, and capital expenditures on exploration and production of energy sources; exchange rates, interest rates, economic conditions, and tax treatment; terrorism, natural disasters and other catastrophes; and energy conservation efforts, increased competition and technological advances. The energy sector may also be subject to substantial government regulation and contractual fixed pricing. In 2020, in the context of the COVID-19 outbreak and disputes among oil-producing countries regarding potential limits on the production of crude oil, the energy sector has experienced increased volatility. In particular, significant market volatility occurred and is continuing in the crude oil markets as well as the oil futures markets, which resulted in the market price of the front month futures contract falling below zero for a period of time.
- **Financials Sector Risk** — Companies in the financials sector of an economy are subject to extensive governmental regulation and intervention, which may adversely affect the scope of their activities, the prices they can charge, the amount of capital they must maintain and, potentially, their size. The extent to which the Fund may invest in a

company that engages in securities-related activities or banking is limited by applicable law. Governmental regulation may change frequently and may have significant adverse consequences for companies in the financials sector, including effects not intended by such regulation. Recently enacted legislation in the United States has relaxed capital requirements and other regulatory burdens on certain U.S. banks. While the effect of the legislation may benefit certain companies in the financials sector, including non-U.S. financials sector companies, increased risk taking by affected banks may also result in greater overall risk in the United States and global financials sector. The impact of changes in capital requirements, or recent or future regulation in various countries, on any individual financial company or on the financials sector as a whole cannot be predicted. Certain risks may impact the value of investments in the financials sector more severely than those of investments outside this sector, including the risks associated with companies that operate with substantial financial leverage. Companies in the financials sector may also be adversely affected by increases in interest rates and loan losses, decreases in the availability of money or asset valuations, credit rating downgrades and adverse conditions in other related markets. Insurance companies, in particular, may be subject to severe price competition and/or rate regulation, which may have an adverse impact on their profitability. The financials sector is particularly sensitive to fluctuations in interest rates. The financials sector is also a target for cyberattacks, and may experience technology malfunctions and disruptions. In recent years, cyberattacks and technology malfunctions and failures have become increasingly frequent in this sector and have reportedly caused losses to companies in this sector, which may negatively impact the Fund.

- **Healthcare Sector Risk** — The profitability of companies in the healthcare sector may be adversely affected by the following factors, among others: extensive government regulations, restrictions on government reimbursement for medical expenses, rising costs of medical products and services, pricing pressure, an increased emphasis on outpatient services, changes in the demand for medical products and services, a limited number of products, industry innovation, changes in technologies and other market developments. A number of issuers in the healthcare sector have recently merged or otherwise experienced consolidation. The effects of this trend toward consolidation are unknown and may be far-reaching. Many healthcare companies are heavily dependent on patent protection. The expiration of a company's patents may adversely affect that company's profitability. Many healthcare companies are subject to extensive litigation based on product liability and similar claims. Healthcare companies are subject to competitive forces that may make it difficult to raise prices and, in fact, may result in price discounting. Many new products in the healthcare sector may be subject to regulatory approvals. The process of obtaining such approvals may be long and costly, and such efforts ultimately may be unsuccessful. Companies in the healthcare sector may be thinly capitalized and may be susceptible to product obsolescence. In addition, a number of legislative proposals concerning healthcare have been considered by the U.S. Congress in recent years. It is unclear what proposals will ultimately be enacted, if any, and what effect they may have on companies in the healthcare sector.
- **Industrials Sector Risk** — The value of securities issued by companies in the industrials sector may be adversely affected by supply and demand changes related to their specific products or services and industrials sector products in general. The products of manufacturing companies may face obsolescence due to rapid technological developments and frequent new product introduction. Global events, trade disputes and changes in government regulations, economic conditions and exchange rates may adversely affect the performance of companies in the industrials sector. Companies in the industrials sector may be adversely affected by liability for environmental damage and product liability claims. The industrials sector may also be adversely affected by changes or trends in commodity prices, which may be influenced by unpredictable factors. Aerospace and defense companies, a component of the industrials sector, can be significantly affected by government spending policies because companies involved in this industry rely, to a significant extent, on government demand for their products and services. Thus, the financial condition of, and investor interest in, aerospace and defense companies are heavily influenced by governmental defense spending policies, which are typically under pressure from efforts to control government budgets. Transportation stocks, a component of the industrials sector, are cyclical and can be significantly affected by economic changes, fuel prices, labor relations and insurance costs. Transportation companies in certain countries may also be subject to significant government regulation and oversight, which may adversely affect their businesses. Companies in the industrials sector, particularly aerospace and defense companies, may also be adversely affected by government spending policies because companies in this sector tend to rely to a significant extent on government demand for their products and services.
- **Materials Sector Risk** — Companies in the materials sector may be adversely affected by commodity price volatility, exchange rate fluctuations, social and political unrest, import controls, increased competition, depletion of resources, technical advances, labor relations, over-production, decreases in the demand for materials, litigation and government regulations, among other factors. Companies in the materials sector are also at risk of liability for environmental damage and product liability claims. Production of materials may exceed demand as a result of market imbalances or economic downturns, leading to poor investment returns.
- **Technology Sector Risk** — Technology companies, including information technology companies, face intense competition, both domestically and internationally, which may have an adverse effect on a company's profit margins. Technology companies may have limited product lines, markets, financial resources or personnel. The products of technology companies may face obsolescence due to rapid technological developments, frequent new product introduction, unpredictable changes in growth rates, aggressive pricing, changes in demand, and competition for the

services of qualified personnel. Companies in the technology sector are heavily dependent on patent and other intellectual property rights. A technology company's loss or impairment of these rights may adversely affect the company's profitability. Companies in the technology sector are facing increased government and regulatory scrutiny and may be subject to adverse government or regulatory action. The technology sector may also be adversely affected by changes or trends in commodity prices, which may be influenced or characterized by unpredictable factors.

- **Telecommunications Sector Risk** — The telecommunications sector is subject to extensive government regulation. The costs of complying with governmental regulations, delays or failure to receive required regulatory approvals, or the enactment of new regulatory requirements may negatively affect the business of telecommunications companies. Government actions around the world, specifically in the area of pre-marketing clearance of products and prices, can be arbitrary and unpredictable. Companies in the telecommunications sector may encounter distressed cash flows due to the need to commit substantial capital to meet increasing competition, particularly in developing new products and services using new technology. Technological innovations may make the products and services of certain telecommunications companies obsolete. Telecommunications providers are generally required to obtain franchises or licenses in order to provide services in a given location. Licensing and franchise rights in the telecommunications sector are limited, which may provide an advantage to certain participants. Limited availability of such rights, high barriers to market entry and regulatory oversight, among other factors, have led to consolidation of companies within the sector, which could lead to further regulation or other negative effects in the future.

### Other Risks of Investing in the Funds

- **Borrowing Risk** — Borrowing may exaggerate changes in the net asset value of Fund shares and in the return on the Fund's portfolio. Borrowing will cost the Fund interest expense and other fees. The costs of borrowing may reduce the Fund's return. Borrowing may cause the Fund to liquidate positions when it may not be advantageous to do so to satisfy its obligations.
- **Cyber Security Risk** — Failures or breaches of the electronic systems of the Fund, the Fund's adviser, distributor, and other service providers, or the issuers of securities in which the Fund invests have the ability to cause disruptions and negatively impact the Fund's business operations, potentially resulting in financial losses to the Fund and its shareholders. While the Fund has established business continuity plans and risk management systems seeking to address system breaches or failures, there are inherent limitations in such plans and systems. Furthermore, the Fund cannot control the cyber security plans and systems of the Fund's service providers or issuers of securities in which the Fund invests.
- **Expense Risk** — Fund expenses are subject to a variety of factors, including fluctuations in the Fund's net assets. Accordingly, actual expenses may be greater or less than those indicated. For example, to the extent that the Fund's net assets decrease due to market declines or redemptions, the Fund's expenses will increase as a percentage of Fund net assets. During periods of high market volatility, these increases in the Fund's expense ratio could be significant.
- **Illiquid Investments Risk** — The Fund may not acquire any illiquid investment if, immediately after the acquisition, the Fund would have invested more than 15% of its net assets in illiquid investments. An illiquid investment is any investment that the Fund reasonably expects cannot be sold or disposed of in current market conditions in seven calendar days or less without the sale or disposition significantly changing the market value of the investment. Liquid investments may become illiquid after purchase by the Fund, particularly during periods of market turmoil. There can be no assurance that a security or instrument that is deemed to be liquid when purchased will continue to be liquid for as long as it is held by the Fund, and any security or instrument held by the Fund may be deemed an illiquid investment pursuant to the Fund's liquidity risk management program. The Fund's illiquid investments may reduce the returns of the Fund because it may be difficult to sell the illiquid investments at an advantageous time or price. In addition, if the Fund is limited in its ability to sell illiquid investments during periods when shareholders are redeeming their shares, the Fund will need to sell liquid securities to meet redemption requests and illiquid securities will become a larger portion of the Fund's holdings. An investment may be illiquid due to, among other things, the reduced number and capacity of traditional market participants to make a market in fixed-income securities or the lack of an active trading market. To the extent that the Fund's principal investment strategies involve derivatives or securities with substantial market and/or credit risk, the Fund will tend to have the greatest exposure to the risks associated with illiquid investments. Illiquid investments may be harder to value, especially in changing markets, and if the Fund is forced to sell these investments to meet redemption requests or for other cash needs, the Fund may suffer a loss. This may be magnified in a rising interest rate environment or other circumstances where investor redemptions from fixed-income mutual funds may be higher than normal. In addition, when there is illiquidity in the market for certain securities, the Fund, due to limitations on illiquid investments, may be subject to purchase and sale restrictions.
- **Investment Companies and ETFs Risk** — Subject to the limitations set forth in the Investment Company Act and the rules thereunder, the Fund may acquire shares in other investment companies and in ETFs, some of which may be affiliated investment companies. The market value of the shares of other investment companies and ETFs may differ from their net asset value. As an investor in investment companies and ETFs, the Fund would bear its ratable

share of that entity's expenses, including its investment advisory and administration fees, while continuing to pay its own advisory and administration fees and other expenses (to the extent not offset by BlackRock through waivers). As a result, shareholders will be absorbing duplicate levels of fees with respect to investments in other investment companies and ETFs (to the extent not offset by BlackRock through waivers).

The securities of other investment companies and ETFs in which the Fund may invest may be leveraged. As a result, the Fund may be indirectly exposed to leverage through an investment in such securities. An investment in securities of other investment companies and ETFs that use leverage may expose the Fund to higher volatility in the market value of such securities and the possibility that the Fund's long-term returns on such securities (and, indirectly, the long-term returns of shares of the Fund) will be diminished.

As with other investments, investments in other investment companies, including ETFs, are subject to market and selection risk. To the extent the Fund is held by an affiliated fund, the ability of the Fund itself to hold other investment companies may be limited.

■ **Investment in Other Investment Companies Risk** — As with other investments, investments in other investment companies, including ETFs, are subject to market and selection risk. In addition, if the Fund acquires shares of investment companies, including ones affiliated with the Fund, shareholders bear both their proportionate share of expenses in the Fund (including management and advisory fees) and, indirectly, the expenses of the investment companies (to the extent not offset by BlackRock through waivers). To the extent the Fund is held by an affiliated fund, the ability of the Fund itself to hold other investment companies may be limited.

■ **Large Shareholder and Large-Scale Redemption Risk** — Certain shareholders, including a third-party investor, the Fund's adviser or an affiliate of the Fund's adviser, or another entity, may from time to time own or manage a substantial amount of Fund shares or may invest in the Fund and hold its investment for a limited period of time. There can be no assurance that any large shareholder or large group of shareholders would not redeem their investment or that the size of the Fund would be maintained. Redemptions of a large number of Fund shares by these shareholders may adversely affect the Fund's liquidity and net assets. These redemptions may force the Fund to sell portfolio securities to meet redemption requests when it might not otherwise do so, which may negatively impact the Fund's NAV and increase the Fund's brokerage costs and/or accelerate the realization of taxable income and cause the Fund to make taxable distributions to its shareholders earlier than the Fund otherwise would have. In addition, under certain circumstances, non-redeeming shareholders may be treated as receiving a disproportionately large taxable distribution during or with respect to such tax year. The Fund also may be required to sell its more liquid Fund investments to meet a large redemption, in which case the Fund's remaining assets may be less liquid, more volatile, and more difficult to price. In addition, large redemptions can result in a Fund's current expenses being allocated over a smaller asset base, which generally results in an increase in a Fund's expense ratio. Because large redemptions can adversely affect a portfolio manager's ability to implement a fund's investment strategy, each Fund also reserves the right to redeem in-kind, subject to certain conditions. In addition, large purchases of Fund shares may adversely affect the Fund's performance to the extent that the Fund is delayed in investing new cash and is required to maintain a larger cash position than it ordinarily would, diluting its investment returns.

■ **LIBOR Risk** — The Fund may be exposed to financial instruments that are tied to the London Interbank Offered Rate ("LIBOR") to determine payment obligations, financing terms, hedging strategies or investment value.

The United Kingdom's Financial Conduct Authority announced a phase out of LIBOR such that after June 30, 2023, the overnight, 1-month, 3-month, 6-month and 12-month U.S. dollar LIBOR settings will cease to be published or will no longer be representative. All other LIBOR settings and certain other interbank offered rates, such as the Euro Overnight Index Average ("EONIA"), ceased to be published or representative after December 31, 2021. The Secured Overnight Financing Rate ("SOFR") is a broad measure of the cost of borrowing cash overnight collateralized by U.S. Treasury securities in the repurchase agreement ("repo") market and has been used increasingly on a voluntary basis in new instruments and transactions. On December 16, 2022, the Federal Reserve Board adopted regulations implementing the Adjustable Interest Rate Act, which provides a statutory fallback mechanism to replace LIBOR, by identifying benchmark rates based on SOFR that will replace LIBOR in certain financial contracts after June 30, 2023. These regulations apply only to contracts governed by U.S. law, among other limitations. The regulations include provisions that (i) provide a safe harbor for selection or use of a replacement benchmark rate selected by the Federal Reserve Board; (ii) clarify who may choose the replacement benchmark rate selected by the Federal Reserve Board; and (iii) ensure that contracts adopting a replacement benchmark rate selected by the Federal Reserve Board will not be interrupted or terminated following the replacement of LIBOR.

Neither the effect of the LIBOR transition process nor its ultimate success can yet be known. While some existing LIBOR-based instruments may contemplate a scenario where LIBOR is no longer available by providing for an alternative rate-setting methodology, there may be significant uncertainty regarding the effectiveness of any such alternative methodologies to replicate LIBOR. Not all existing LIBOR-based instruments may have alternative rate-setting provisions and there remains uncertainty regarding the willingness and ability of issuers to add alternative rate-setting provisions in certain existing instruments. Parties to contracts, securities or other instruments using LIBOR may disagree on transition rates or the application of transition regulation, potentially resulting in uncertainty of performance and the possibility of

litigation. The Fund may have instruments linked to other interbank offered rates that may also cease to be published in the future.

- **Master Limited Partnerships Risk** — The common units of a master limited partnership (“MLP”) are listed and traded on U.S. securities exchanges and their value fluctuates predominantly based on prevailing market conditions and the success of the MLP. Unlike owners of common stock of a corporation, owners of common units have limited voting rights and have no ability to annually elect directors. In the event of liquidation, common units have preference over subordinated units, but not over debt or preferred units, to the remaining assets of the MLP.
- **Money Market Securities Risk** — If market conditions improve while the Fund has invested some or all of its assets in high quality money market securities, this strategy could result in reducing the potential gain from the market upswing, thus reducing the Fund’s opportunity to achieve its investment objective.
- **Restricted Securities Risk** — Limitations on the resale of restricted securities may have an adverse effect on their marketability, and may prevent the Fund from disposing of them promptly at advantageous prices. Restricted securities may not be listed on an exchange and may have no active trading market. In order to sell such securities, the Fund may have to bear the expense of registering the securities for resale and the risk of substantial delays in effecting the registration. Other transaction costs may be higher for restricted securities than unrestricted securities. Restricted securities may be difficult to value because market quotations may not be readily available, and the securities may have significant volatility. Also, the Fund may get only limited information about the issuer of a given restricted security, and therefore may be less able to predict a loss. Certain restricted securities may involve a high degree of business and financial risk and may result in substantial losses to the Fund.
- **Rights Risk** — The failure to exercise subscription rights to purchase common stock would result in the dilution of the Fund’s interest in the issuing company. The market for such rights is not well developed, and, accordingly, the Fund may not always realize full value on the sale of rights.
- **Securities Lending Risk** — Securities lending involves the risk that the borrower may fail to return the securities in a timely manner or at all. As a result, the Fund may lose money and there may be a delay in recovering the loaned securities. The Fund could also lose money if it does not recover the securities and/or the value of the collateral falls, including the value of investments made with cash collateral. These events could trigger adverse tax consequences for the Fund.
- **Standby Commitment Agreements Risk** — Standby commitment agreements involve the risk that the security the Fund buys will lose value prior to its delivery to the Fund and will no longer be worth what the Fund has agreed to pay for it. These agreements also involve the risk that if the security goes up in value, the counterparty will decide not to issue the security. In this case, the Fund loses both the investment opportunity for the assets it set aside to pay for the security and any gain in the security’s price.
- **Treasury Obligations Risk** — Direct obligations of the U.S. Treasury have historically involved little risk of loss of principal if held to maturity. However, due to fluctuations in interest rates, the market value of such securities may vary during the period shareholders own shares of the Fund.
- **U.S. Government Obligations Risk** — Not all U.S. Government securities are backed by the full faith and credit of the United States. Obligations of certain agencies, authorities, instrumentalities and sponsored enterprises of the U.S. Government are backed by the full faith and credit of the United States (e.g., the Government National Mortgage Association); other obligations are backed by the right of the issuer to borrow from the U.S. Treasury (e.g., the Federal Home Loan Banks) and others are supported by the discretionary authority of the U.S. Government to purchase an agency’s obligations. Still others are backed only by the credit of the agency, authority, instrumentality or sponsored enterprise issuing the obligation. No assurance can be given that the U.S. Government would provide financial support to any of these entities if it is not obligated to do so by law.
- **Valuation Risk** — The price the Fund could receive upon the sale of any particular portfolio investment may differ from the Fund’s valuation of the investment, particularly for securities that trade in thin or volatile markets or that are valued using a fair valuation methodology or a price provided by an independent pricing service. As a result, the price received upon the sale of an investment may be less than the value ascribed by the Fund, and the Fund could realize a greater than expected loss or lesser than expected gain upon the sale of the investment. Pricing services that value fixed-income securities generally utilize a range of market-based and security-specific inputs and assumptions, as well as considerations about general market conditions, to establish a price. Pricing services generally value fixed-income securities assuming orderly transactions of an institutional round lot size, but may be held or transactions may be conducted in such securities in smaller, odd lot sizes. Odd lots may trade at lower prices than institutional round lots. The Fund’s ability to value its investments may also be impacted by technological issues and/or errors by pricing services or other third-party service providers.

# Account Information

## Details About the Share Class

Each Fund's shares are distributed by BlackRock Investments, LLC (the "Distributor"), an affiliate of BFA.

The table below summarizes key features of the Class K Share class offered by this Prospectus.

### Class K Shares at a Glance

<b>Availability</b>	Available only to (i) certain employee benefit plans, such as health savings accounts, and certain employer-sponsored retirement plans (not including SEP IRAs, SIMPLE IRAs and SARSEPs) (collectively, "Employer-Sponsored Retirement Plans"), (ii) collective trust funds, investment companies and other pooled investment vehicles, each of which may purchase shares of a Fund through a Financial Intermediary that has entered into an agreement with the Distributor to purchase such shares, (iii) "Institutional Investors," which include, but are not limited to, endowments, foundations, family offices, banks and bank trusts, local, city, and state governmental institutions, corporations and insurance company separate accounts, each of which may purchase shares of a Fund through a Financial Intermediary that has entered into an agreement with the Distributor to purchase such shares, (iv) clients of private banks that purchase shares of the Fund through a Financial Intermediary that has entered into an agreement with the Distributor to sell such shares, (v) fee-based advisory platforms of a Financial Intermediary that (a) has specifically acknowledged in a written agreement with the Distributor and/or its affiliate(s) that the Financial Intermediary shall offer such shares to fee-based advisory clients through an omnibus account held at each Fund or (b) transacts in a Fund's shares through another intermediary that has executed such an agreement and (vi) any other investors who met the eligibility criteria for BlackRock Shares or Class K Shares prior to August 15, 2016 and have continually held Class K Shares of a Fund in the same account since August 15, 2016.
<b>Minimum Investment</b>	\$5 million minimum initial investment for Institutional Investors.  There is no minimum initial investment requirement for any Employer-Sponsored Retirement Plans or any other eligible investors other than Institutional Investors.  There is no minimum investment amount for additional purchases.
<b>Initial Sales Charge?</b>	No. Entire purchase price is invested in shares of the Fund.
<b>Deferred Sales Charge?</b>	No.
<b>Distribution and Service (12b-1) Fees?</b>	No.
<b>Redemption Fees?</b>	No.

Each Fund reserves the right to modify or waive the above-stated policies at any time.

When Class K Shares are purchased through a customer's account in an Employer-Sponsored Retirement Plan through procedures established by the Employer-Sponsored Retirement Plan, confirmation of share purchases and redemptions will be sent to the Employer-Sponsored Retirement Plan. A customer's ownership of shares will be recorded by the Employer-Sponsored Retirement Plan and reflected in the account statements provided by the Employer-Sponsored Retirement Plan to its participants.

If you purchased your shares through an Employer-Sponsored Retirement Plan and you transfer your investment from an Employer-Sponsored Retirement Plan to a type of account, such as an individual retirement account, that is not an eligible Class K Share investor in a Fund, you must liquidate your investment in Class K Shares of the Fund and purchase a share class of the Fund or another fund advised by BlackRock or its affiliates that is available for purchase by that type of account.

For investors not purchasing shares through an Employer-Sponsored Retirement Plan, please see below for information on how to buy, sell, exchange and transfer shares.

### **Right of Accumulation**

Investors have a “right of accumulation” under which any of the following may be combined with the amount of the current purchase in determining whether an investor qualifies for a breakpoint and a reduced front-end sales charge:

- i. The current value of an investor’s existing Investor A and A1, Investor C, Investor P, Institutional, Class K and Premier Shares in most mutual funds sponsored and advised by BlackRock or its affiliates (“BlackRock Funds”),
- ii. The current value of an investor’s existing shares of certain unlisted closed-end management investment companies sponsored and advised by BlackRock or its affiliates, and
- iii. The investment in the BlackRock CollegeAdvantage 529 Program by the investor or by or on behalf of the investor’s spouse and children.

Financial Intermediaries may value current holdings of their customers differently for purposes of determining whether an investor qualifies for a breakpoint and a reduced front-end sales charge, although customers of the same Financial Intermediary will be treated similarly. In order to use this right, the investor must alert BlackRock to the existence of any previously purchased shares.

### ***How to Buy, Sell, Exchange and Transfer Shares***

---

The chart on the following pages summarizes how to buy, sell, exchange and transfer shares through your Financial Intermediary. If you are not purchasing shares through an Employer-Sponsored Retirement Plan, you may also buy, sell, exchange and transfer shares through BlackRock if your account is held directly with BlackRock. To learn more about buying, selling, exchanging or transferring shares through BlackRock, call (800) 537-4942. Because the selection of a mutual fund involves many considerations, your Financial Intermediary may help you with this decision.

With certain limited exceptions, the Funds are generally available only to investors residing in the United States and may not be distributed by a foreign Financial Intermediary. Under this policy, in order to accept new accounts or additional investments (including by way of exchange from another BlackRock Fund) into existing accounts, a Fund generally requires that (i) a shareholder that is a natural person be a U.S. citizen or resident alien, in each case residing within the United States or a U.S. territory (including APO/FPO/DPO addresses), and have a valid U.S. taxpayer identification number, and (ii) a Financial Intermediary or a shareholder that is an entity be domiciled in the United States and have a valid U.S. taxpayer identification number or be domiciled in a U.S. territory and have a valid U.S. taxpayer identification number or IRS Form W-8. Any existing account that is updated to reflect a non-U.S. address will also be restricted from making additional investments.

Each Fund may reject any purchase order, modify or waive the minimum initial or subsequent investment requirements for any shareholders and suspend and resume the sale of any share class of the Fund at any time for any reason. In addition, the Funds may waive certain requirements regarding the purchase, sale, exchange or transfer of shares described below.



Under certain circumstances, if no activity occurs in an account within a time period specified by state law, a shareholder's shares in a Fund may be transferred to that state.

## How to Buy Shares

	Your Choices	Important Information for You to Know
<b>Initial Purchase</b>	Determine the amount of your investment	There is no minimum initial investment for any Employer-Sponsored Retirement Plans or any other investors other than Institutional Investors.  For Institutional Investors, there is a \$5 million minimum investment for all accounts.
	Have your Financial Intermediary submit your purchase order	The price of your shares is based on the next calculation of a Fund's net asset value after your order is placed. Any purchase orders placed prior to the close of business on the New York Stock Exchange (the "NYSE") (generally 4:00 p.m. Eastern time) will be priced at the net asset value determined that day. Certain Financial Intermediaries, however, may require submission of orders prior to that time. Purchase orders placed after that time will be priced at the net asset value determined on the next business day. A broker-dealer or financial institution maintaining the account in which you hold shares may charge a separate account, service or transaction fee on the purchase or sale of Fund shares that would be in addition to the fees and expenses shown in each Fund's "Fees and Expenses" table.  The Funds may reject any order to buy shares and may suspend the sale of shares at any time. Certain Financial Intermediaries may charge a <u>processing fee to confirm a purchase</u> .
	Or contact BlackRock (for accounts held directly with BlackRock)	For investors not purchasing shares through an Employer-Sponsored Retirement Plan, to purchase shares directly from BlackRock, call (800) 537-4942 and request a new account application.
<b>Add to Your Investment</b>	Purchase additional shares	There is no minimum investment amount for additional purchases.
	Have your Financial Intermediary submit your purchase order for additional shares	To purchase additional shares, you may contact your Financial Intermediary or Employer-Sponsored Retirement Plan.
	Or contact BlackRock (for accounts held directly with BlackRock)	For investors not purchasing shares through an Employer-Sponsored Retirement Plan:  <b>Purchase by Telephone:</b> Call the Fund at (800) 537-4942 and speak with one of our representatives. The Funds have the right to reject any telephone request for any reason.  <b>Purchase by Internet:</b> You may purchase your shares, and view activity in your account, by logging onto the BlackRock website at <a href="http://www.blackrock.com">www.blackrock.com</a> . Purchases made on the Internet using the Automated Clearing House Network ("ACH") will have a trade date that is the day after the purchase is made. Certain institutional clients' purchase orders placed by wire prior to the close of business on the NYSE will be priced at the net asset value determined that day. Contact your Financial Intermediary or BlackRock for further information. Limits on amounts that may be purchased via Internet may vary. For additional information call BlackRock at (800) 537-4942.  Please read the On-Line Services Disclosure Statement and User Agreement, the Terms and Conditions page and the Consent to Electronic Delivery Agreement (if you consent to electronic delivery), before attempting to transact online.  Each Fund employs reasonable procedures to confirm that transactions entered over the Internet are genuine. By entering into the User Agreement with a Fund in order to open an account through the website, the shareholder waives any right to reclaim any losses from a Fund or any of its affiliates incurred through fraudulent activity.
	Acquire additional shares by reinvesting dividends and capital gains	All dividends and capital gains distributions are automatically reinvested in shares of the Fund at net asset value. To make any changes to your dividend and/or capital gains distributions options, please call BlackRock at (800) 537-4942 (for investors who are not purchasing shares through an Employer-Sponsored Retirement Plan) or contact your Financial Intermediary.

## How to Buy Shares (continued)

	Your Choices	Important Information for You to Know
<b>How to Pay for Shares</b>	Making payment for purchases	<p>If you are purchasing shares through an Employer-Sponsored Retirement Plan, payment for an order must be made in Federal funds or other immediately available funds by the time specified by your Financial Intermediary, but in no event later than 4:00 p.m. (Eastern time) on the first business day following BlackRock's receipt of the order. If payment is not received by this time, the order will be canceled and you and your Financial Intermediary will be responsible for any loss to the Funds.</p> <p>If you are not purchasing shares through an Employer-Sponsored Retirement Plan, payment for shares must normally be made in Federal funds or other immediately available funds by the time specified by your Financial Intermediary but in no event later than 4:00 p.m. (Eastern time) on the first business day following the receipt of the order. Payment may also, at the discretion of each Fund, be made in the form of securities that are permissible investments for the respective fund. If payment is not received by this time, the order will be canceled and you and your Financial Intermediary will be responsible for any loss to the Funds.</p>

## How to Sell Shares

	Your Choices	Important Information for You to Know
<b>Full or Partial Redemption of Shares</b>	Have your Financial Intermediary submit your sales order	<p>If you purchased shares through an Employer-Sponsored Retirement Plan, you can make redemption requests through your Financial Intermediary in accordance with the procedures applicable to your accounts. These procedures may vary according to the type of account and the Financial Intermediary involved, and customers should consult their Financial Intermediary in this regard. Financial Intermediaries are responsible for transmitting redemption orders and crediting their customers' accounts with redemption proceeds on a timely basis. Information relating to such redemption services and charges to process a redemption of shares, if any, should be obtained by customers from their Financial Intermediaries.</p> <p>If you did not purchase your shares through an Employer-Sponsored Retirement Plan, you can make redemption requests through your Financial Intermediary.</p> <p>The price of Class K Shares is based on the next calculation of each Fund's net asset value after your order is placed. For your redemption request to be priced at the net asset value on the day of your request, you must submit your request to your Financial Intermediary prior to that day's close of business on the NYSE (generally 4:00 p.m. (Eastern time)). Certain Financial Intermediaries, however, may require submission of orders prior to that time. Any redemption request placed after that time will be priced at the net asset value at the close of business on the next business day.</p> <p>Regardless of the method a Fund uses to make payment of your redemption proceeds (check or wire), your redemption proceeds typically will be sent one to two business days after your request is submitted, but in any event, within seven days.</p> <p>Certain Financial Intermediaries may charge a fee to process a redemption of shares.</p> <p>Each Fund may reject an order to sell shares under certain circumstances.</p>
	Selling shares directly held with BlackRock Selling shares directly held with BlackRock (continued)	<p><b>Methods of Redeeming if You Did Not Purchase Your Shares Through an Employer-Sponsored Retirement Plan</b></p> <p><b>Redeem by Telephone:</b> You may sell shares held at BlackRock by telephone request. Call (800) 537-4942 for details.</p> <p>Each Fund, its administrator and the Distributor will employ reasonable procedures to confirm that instructions communicated by telephone are genuine. Each Fund and its service providers will not be liable for any loss, liability, cost or expense for acting upon telephone instructions that are reasonably believed to be genuine in accordance with such procedures. Each Fund may refuse a telephone redemption request if it believes it is advisable to do so.</p>

## How to Sell Shares (continued)

### Your Choices

### Important Information for You to Know

During periods of substantial economic or market change, telephone redemptions may be difficult to complete. Please find alternative redemption methods below.

**Redeem by Internet:** You may redeem in your account, by logging onto the BlackRock website at [www.blackrock.com](http://www.blackrock.com). Proceeds from Internet redemptions will be sent via wire to the bank account of record.

**Redeem in Writing:** Redemption requests may be sent in proper form to BlackRock, P.O. Box 534429, Pittsburgh, Pennsylvania 15253-4429 or for overnight delivery, Attention: 534429, 500 Ross Street 154-0520, Pittsburgh, Pennsylvania 15262. Under certain circumstances, a medallion signature guarantee will be required.

**Payment of Redemption Proceeds:** Redemption proceeds may be paid by check or, if a Fund has verified banking information on file, by wire transfer.

**Payment by Check:** BlackRock will normally mail redemption proceeds within three business days following receipt of a properly completed request, but in any event within seven days. Shares can be redeemed by telephone and the proceeds sent by check to the shareholder at the address on record. Shareholders will pay \$15 for redemption proceeds sent by check via overnight mail. You are responsible for any additional charges imposed by your bank for this service.

Each Fund reserves the right to reinvest any dividend or distribution amounts (e.g., income dividends or capital gains) which you have elected to receive by check should your check be returned as undeliverable or remain uncashed for more than 6 months. No interest will accrue on amounts represented by uncashed checks. Your check will be reinvested in your account at the net asset value next calculated, on the day of the investment. When reinvested, those amounts are subject to the risk of loss like any fund investment. If you elect to receive distributions in cash and a check remains undeliverable or uncashed for more than 6 months, your cash election may also be changed automatically to reinvest and your future dividend and capital gains distributions will be reinvested in the Fund at the net asset value as of the date of payment of the distribution.

**Payment of Redemption Proceeds by Wire Transfer:** Payment for redeemed shares for which a redemption order is received before 4:00 p.m. (Eastern time) on a business day is normally made in Federal funds wired to the redeeming shareholder on the next business day, provided that the Funds' custodian is also open for business. Payment for redemption orders received after 4:00 p.m. (Eastern time) or on a day when the Funds' custodian is closed is normally wired in Federal funds on the next business day following redemption on which the Funds' custodian is open for business. Each Fund reserves the right to wire redemption proceeds within seven days after receiving a redemption order if, in the judgment of the Fund, an earlier payment could adversely affect the Fund. Shares can be redeemed by Federal wire transfer to a single previously designated bank account. No charge for wiring redemption payments with respect to Class K Shares is imposed by the Funds. You are responsible for any additional charges imposed by your bank for wire transfers.

The Funds are not responsible for the efficiency of the Federal wire system or the shareholder's firm or bank. To change the name of the single, designated bank account to receive wire redemption proceeds, it is necessary to send a written request to the Fund at the address on the back cover of this prospectus.

\* \* \*

If you make a redemption request before a Fund has collected payment for the purchase of shares, the Fund may delay mailing your proceeds. This delay will usually not exceed ten days.

## How to Exchange Shares or Transfer Your Account

	Your Choices	Important Information for You to Know
<b>Exchange Privilege</b>	<p>Selling shares of one BlackRock Fund to purchase shares of another BlackRock Fund (“exchanging”)</p> <p>Selling shares of one BlackRock Fund to purchase shares of another BlackRock Fund (“exchanging”) (continued)</p>	<p>Class K Shares of each Fund are generally exchangeable for shares of the same class of another BlackRock Fund, to the extent such shares are offered by your Financial Intermediary. Investors who currently own Class K Shares of a Fund may make exchanges into Class K Shares of other BlackRock Funds except for investors holding shares through certain client accounts at Financial Intermediaries that are omnibus with a Fund and do not meet applicable minimums. There is no required minimum amount with respect to exchanges of Class K Shares. You may only exchange into Class K Shares of a BlackRock Fund that is open to new investors or in which you have a current account, if the BlackRock Fund is closed to new investors.</p> <p>To exercise the exchange privilege, you may contact your Financial Intermediary. Alternatively, if your account is held directly with BlackRock, you may: (i) call (800) 537-4942 and speak with one of our representatives, (ii) make the exchange via the Internet by accessing your account online at <a href="http://www.blackrock.com">www.blackrock.com</a>, or (iii) send a written request to the Fund at the address on the back cover of this prospectus. Please note, if you indicated on your new account application that you did not want the Telephone Exchange Privilege, you will not be able to place exchanges via the telephone until you update this option either in writing or by calling (800) 537-4942. Each Fund has the right to reject any telephone request for any reason.</p> <p>Although there is currently no limit on the number of exchanges that you can make, the exchange privilege may be modified or terminated at any time in the future. A Fund may suspend or terminate your exchange privilege at any time for any reason, including if the Fund believes, in its sole discretion, that you are engaging in market timing activities. See “Short Term Trading Policy” below. For U.S. federal income tax purposes a share exchange is a taxable event and a capital gain or loss may be realized. Please consult your tax adviser or other Financial Intermediary before making an exchange request.</p>
<b>Transfer Shares to Another Financial Intermediary</b>	Transfer to a participating Financial Intermediary	You may transfer your Class K Shares of a Fund only to another Financial Intermediary that has entered into an agreement with the Distributor. Certain shareholder services may not be available for the transferred shares. All future trading of these assets must be coordinated by the receiving firm. Please contact your Financial Intermediary to accomplish the transfer of shares.
	Transfer to a non-participating Financial Intermediary	<p>You must either:</p> <ul style="list-style-type: none"> <li>• Transfer your Class K Shares to an account with a Fund; or</li> <li>• Sell your Class K Shares.</li> </ul> <p>Please contact your Financial Intermediary to accomplish the transfer of shares.</p>

### Additional Purchase and Redemption Information Applicable to the Funds if You Are Not Purchasing Shares Through an Employer-Sponsored Retirement Plan

If you are not purchasing shares through an Employer-Sponsored Retirement Plan, the Funds may authorize one or more banks, savings and loan associations and other financial institutions (each a “Service Organization”) to accept purchase and redemption orders on its behalf. Such Service Organizations may be authorized to designate other intermediaries to accept purchase and redemption orders on each Fund’s behalf. If you purchase or redeem shares through a Service Organization or its designee, that entity may have its own deadlines for the receipt of the purchase or redemption order that may be earlier than those stated in the prospectus. Each Fund will be deemed to have received a purchase or redemption order when a Service Organization or, if applicable, that Service Organization’s authorized designee, accepts the order. These orders will be priced at a Fund’s net asset value per share next calculated after they are so accepted.

### Funds’ Rights

Each Fund may:

- Suspend the right of redemption if trading is halted or restricted on the NYSE or under other emergency conditions described in the Investment Company Act,

- Postpone the date of payment upon redemption if trading is halted or restricted on the NYSE or under other emergency conditions described in the Investment Company Act or if a redemption request is made before a Fund has collected payment for the purchase of shares,
- Redeem shares for property other than cash as may be permitted under the Investment Company Act, and
- Redeem shares involuntarily in certain cases, such as when the value of a shareholder account falls below a specified level.

**Note on Low Balance Accounts.** Because of the high cost of maintaining smaller shareholder accounts, BlackRock has set a minimum balance of \$500 in each Fund position you hold within your account (the “Fund Minimum”), and may redeem the shares in your account if the net asset value of those shares in your account falls below \$500 for any reason, including market fluctuation.

You will be notified that the value of your account is less than the Fund Minimum before the Fund makes any involuntary redemption. This notification will provide you with a 90 calendar day period to make an additional investment in order to bring the value of your account to at least \$500 before the Fund makes an involuntary redemption. This involuntary redemption will not charge any deferred sales charge, and may not apply to accounts of certain employer-sponsored retirement plans (not including IRAs), qualified state tuition plan (529 Plan) accounts, and select fee-based programs at your Financial Intermediary.

### ***Short-Term Trading Policy***

---

The Board has determined that the interests of long-term shareholders and a Fund’s ability to manage its investments may be adversely affected when shares are repeatedly bought, sold or exchanged in response to short-term market fluctuations — also known as “market timing.” The Funds are not designed for market timing organizations or other entities using programmed or frequent purchases and sales or exchanges. The exchange privilege is not intended as a vehicle for short-term trading. Excessive purchase and sale or exchange activity may interfere with portfolio management, increase expenses and taxes and may have an adverse effect on the performance of a Fund and its returns to shareholders. For example, large flows of cash into and out of a Fund may require the management team to allocate a significant amount of assets to cash or other short-term investments or sell securities, rather than maintaining such assets in securities selected to achieve the Fund’s investment objective. Frequent trading may cause a Fund to sell securities at less favorable prices, and transaction costs, such as brokerage commissions, can reduce the Fund’s performance.

A fund’s investment in non-U.S. securities is subject to the risk that an investor may seek to take advantage of a delay between the change in value of the fund’s portfolio securities and the determination of the fund’s net asset value as a result of different closing times of U.S. and non-U.S. markets by buying or selling fund shares at a price that does not reflect their true value. A similar risk exists for funds that invest in securities of small capitalization companies, securities of issuers located in emerging markets or high yield securities (“junk bonds”) that are thinly traded and therefore may have actual values that differ from their market prices. This short-term arbitrage activity can reduce the return received by long-term shareholders. Each Fund will seek to eliminate these opportunities by using fair value pricing, as described in “Management of the Funds — Valuation of Fund Investments.”

Each Fund discourages market timing and seeks to prevent frequent purchases and sales or exchanges of Fund shares that it determines may be detrimental to the Fund or long-term shareholders. The Board has approved the policies discussed below to seek to deter market timing activity. The Board has not adopted any specific numerical restrictions on purchases, sales and exchanges of Fund shares because certain legitimate strategies will not result in harm to a Fund or its shareholders.

If as a result of its own investigation, information provided by a Financial Intermediary or other third party, or otherwise, a Fund believes, in its sole discretion, that your short-term trading is excessive or that you are engaging in market timing activity, it reserves the right to reject any specific purchase or exchange order. If a Fund rejects your purchase or exchange order, you will not be able to execute that transaction, and the Fund will not be responsible for any losses you therefore may suffer. For transactions placed directly with a Fund, the Fund may consider the trading history of accounts under common ownership or control for the purpose of enforcing these policies. Transactions placed through the same Financial Intermediary on an omnibus basis may be deemed part of a group for the purpose of this policy and may be rejected in whole or in part by a Fund. Certain accounts, such as omnibus accounts and accounts at Financial Intermediaries, however, include multiple investors and such accounts typically provide a Fund with net purchase or redemption and exchange requests on any given day where purchases, redemptions and exchanges of shares are netted against one another and the identity of individual purchasers, redeemers and exchangers whose orders are aggregated may not be known by the Fund. While each Fund monitors for market timing activity, a Fund may be unable to identify such activities because the netting effect in omnibus accounts often makes it more difficult to locate and eliminate market timers from the Fund. The Distributor has entered into agreements with respect to Financial Intermediaries that maintain omnibus accounts with the Fund pursuant to which such Financial Intermediaries undertake to cooperate with the Distributor in monitoring purchase, exchange and redemption orders by their

customers in order to detect and prevent short-term or excessive trading in a Fund's shares through such accounts. Identification of market timers may also be limited by operational systems and technical limitations. In the event that a Financial Intermediary is determined by a Fund to be engaged in market timing or other improper trading activity, the Distributor may terminate such Financial Intermediary's agreement with the Distributor, suspend such Financial Intermediary's trading privileges or take other appropriate actions.

There is no assurance that the methods described above will prevent market timing or other trading that may be deemed abusive.

A Fund may from time to time use other methods that it believes are appropriate to deter market timing or other trading activity that may be detrimental to the Fund or long-term shareholders.

### ***Fund of Funds Structure***

---

The Funds do not invest directly in a portfolio of securities. Instead, they invest in certain Underlying Funds that are advised by BFA or its affiliates. Each Fund charges for its own direct expenses, in addition to bearing a pro rata share of the expenses charged by the Underlying Funds in which it invests.

# Management of the Funds

## Investment Adviser

BFA, a registered investment adviser, serves as investment adviser to each Fund and, along with certain affiliates, serves as investment adviser to certain Underlying Funds. The Funds may also invest in ETFs that are not advised by BlackRock. BFA manages the investment of the Funds' assets and provides the Funds with investment guidance and policy direction in connection with daily portfolio management, subject to the supervision of the Board.

BFA is located at 400 Howard Street, San Francisco, CA 94105. BFA is an indirect wholly-owned subsidiary of BlackRock, Inc. BlackRock International Limited ("BIL"), a registered investment adviser organized in 1995, and BlackRock (Singapore) Limited ("BRS" and, together with BIL, the "Sub-Advisers"), a registered investment adviser organized in 2000, are affiliates of BFA, and each acts as a sub-adviser for each Fund. As of March 31, 2023, BFA and its affiliates had approximately \$9.090 trillion in investment company and other portfolio assets under management.

BFA, along with certain affiliates, provides investment advisory services for the Underlying Funds that differ from the investment advisory services it provides for the Funds and receives investment advisory fees for such services to the Underlying Funds that differ from the fees described in this Prospectus for the Funds. In addition, BAL, along with certain affiliates, provides administration services to certain of the Underlying Funds and, for those services, may receive administration fees from those Underlying Funds.

For its services to each Fund, BFA is entitled to receive an annual management fee of 0.30% of such Fund's average daily net assets. Prior to April 29, 2022, BFA received an annual management fee of 0.35% of such Fund's average daily net assets.

BFA and BAL have contractually agreed to reimburse each Fund for Acquired Fund Fees and Expenses up to a maximum amount equal to the combined management fee and administration fee of each share class of the Fund, through June 30, 2024. BFA has contractually agreed to waive its management fees by the amount of investment advisory fees each Fund pays to BFA indirectly through its investment in money market funds managed by BFA or its affiliates, through June 30, 2024. Prior to March 9, 2020, such agreement to waive a portion of each Fund's management fee in connection with each Fund's investment in affiliated money market funds was voluntary. The contractual agreements may be terminated upon 90 days' notice by a majority of the non-interested trustees of the Trust or by a vote of a majority of the outstanding voting securities of the Fund.

The fees and expenses of the trustees who are not "interested persons" of the Trust as defined in the Investment Company Act (the "Independent Trustees"), counsel to the Independent Trustees and the independent registered public accounting firm that provides audit services in connection with the Funds (collectively referred to as the "Independent Expenses") are paid directly by the Funds. Each of BAL and BFA has contractually undertaken, through June 30, 2033, to reimburse or provide an offsetting credit to each Fund for such Independent Expenses. This contractual arrangement may not be terminated prior to July 1, 2033 without the consent of the Board.

For the fiscal year ended December 31, 2022, each Fund listed below paid BFA management fees at the following management fee rate, net of applicable waivers:

	<b>Management Fee Rate (Net of Applicable Waivers)</b>
BlackRock LifePath® Dynamic Retirement Fund	0.10%
BlackRock LifePath® Dynamic 2025 Fund	0.07%
BlackRock LifePath® Dynamic 2030 Fund	0.07%
BlackRock LifePath® Dynamic 2035 Fund	0.04%
BlackRock LifePath® Dynamic 2040 Fund	0.03%
BlackRock LifePath® Dynamic 2045 Fund	0.01%
BlackRock LifePath® Dynamic 2050 Fund	0.04%
BlackRock LifePath® Dynamic 2055 Fund	0.02%
BlackRock LifePath® Dynamic 2060 Fund	0.00%
BlackRock LifePath® Dynamic 2065 Fund	0.00%

BFA has entered into a sub-advisory agreement with each Sub-Adviser, with respect to each Fund, under which BFA pays each Sub-Adviser for services it provides for that portion of the Fund for which each Sub-Adviser acts as sub-adviser a fee equal to a percentage of the management fee paid to BFA under the investment advisory agreement with respect to each Fund.

A discussion regarding the basis for the Board’s approval of the investment advisory agreement with BFA with respect to each Fund and the sub-advisory agreements with the Sub-Advisers with respect to each Fund is included in the Funds’ semi-annual report for the period ended June 30, 2022.

From time to time, a manager, analyst, or other employee of BFA or its affiliates may express views regarding a particular asset class, company, security, industry, or market sector. The views expressed by any such person are the views of only that individual as of the time expressed and do not necessarily represent the views of BFA or any other person within the BFA organization. Any such views are subject to change at any time based upon market or other conditions and BFA disclaims any responsibility to update such views. These views may not be relied on as investment advice and, because investment decisions for the Funds are based on numerous factors, may not be relied on as an indication of trading intent on behalf of the Funds.

## Portfolio Managers

Information regarding the portfolio managers of the Funds is set forth below. Further information regarding the portfolio managers, including other accounts managed, compensation, ownership of Fund shares and possible conflicts of interest, is available in the SAI.

Portfolio Manager	Primary Role	Since	Title and Recent Biography
Philip Green	Jointly and primarily responsible for the day-to-day management of each Fund’s portfolio, including setting the Fund’s overall investment strategy and overseeing the management of the Fund.	2016 <sup>1</sup>	Managing Director of BlackRock, Inc. since 2006.
Chris Chung, CFA	Jointly and primarily responsible for the day-to-day management of each Fund’s portfolio, including setting the Fund’s overall investment strategy and overseeing the management of the Fund.	2020	Managing Director of BlackRock, Inc. since 2021; Director of BlackRock, Inc. from 2015 to 2020; Vice President of BlackRock, Inc. from 2011 to 2014; Associate of BlackRock, Inc. from 2009 to 2010; Associate of Barclays Global Investors from 2008 to 2009; Senior Manager of American Express from 2004 to 2008; research professional at the Center for Interuniversity Research and Analysis of Organizations (CIRANO) from 2002 to 2006.

<sup>1</sup> Mr. Green has been managing the LifePath Dynamic 2060 Fund since its inception in 2017 and the LifePath Dynamic 2065 Fund since its inception in 2019.

## Administrative Services

Pursuant to an Administration Agreement between the Trust, on behalf of the Funds, and BAL, BAL provides the following services, among others, as the Funds’ administrator:

- Supervises the Funds’ administrative operations;
- Provides or causes to be provided management reporting and treasury administration services;
- Financial reporting;
- Legal, blue sky and tax services;
- Preparation of proxy statements and shareholder reports; and
- Engaging and supervising the shareholder servicing agents on behalf of the Funds.

BAL is entitled to receive fees for these services at the annual rate of 0.04% of the average daily net assets of Class K Shares of each Fund. In addition to performing these services, BAL has agreed to bear all costs of operating the Funds, other than brokerage expenses, management fees, 12b-1 distribution or service fees, certain fees and expenses related to the Trust’s trustees who are not “interested persons” of the Funds or the Trust as defined in the Investment Company Act, and their counsel, auditing fees, litigation expenses, taxes and other extraordinary expenses.

Prior to April 29, 2022, BAL received fees for these services at the annual rate of 0.05% of the average daily net assets of Class K shares of each Fund. Prior to March 9, 2020, BAL received fees for these services at the annual rate of 0.15% of the average daily net assets of Class K Shares of each Fund.



## **Conflicts of Interest**

---

The investment activities of BFA and its affiliates (including BlackRock, Inc. and its subsidiaries (collectively, the “Affiliates”)), and their respective directors, officers or employees, in the management of, or their interest in, their own accounts and other accounts they manage, may present conflicts of interest that could disadvantage the Funds and their shareholders.

BFA and its Affiliates provide investment management services to other funds and discretionary managed accounts that may follow investment programs similar to that of the Funds. BFA and its Affiliates are involved worldwide with a broad spectrum of financial services and asset management activities and may engage in the ordinary course of business in activities in which their interests or the interests of their clients may conflict with those of the Funds. BFA or one or more Affiliates act or may act as an investor, research provider, investment manager, commodity pool operator, commodity trading advisor, financier, underwriter, adviser, trader, lender, index provider, agent and/or principal, and have other direct and indirect interests in securities, currencies, commodities, derivatives and other instruments in which the Funds may directly or indirectly invest. The Funds may invest in securities of, or engage in other transactions with, companies with which an Affiliate has significant debt or equity investments or other interests. The Funds may also invest in issuances (such as structured notes) by entities for which an Affiliate provides and is compensated for cash management services relating to the proceeds from the sale of such issuances. The Funds also may invest in securities of, or engage in other transactions with, companies for which an Affiliate provides or may in the future provide research coverage. An Affiliate may have business relationships with, and purchase, or distribute or sell services or products from or to, distributors, consultants or others who recommend the Funds or who engage in transactions with or for the Funds, and may receive compensation for such services. BFA or one or more Affiliates may engage in proprietary trading and advise accounts and funds that have investment objectives similar to those of the Funds and/or that engage in and compete for transactions in the same types of securities, currencies and other instruments as the Funds. This may include transactions in securities issued by other open-end and closed-end investment companies (which may include investment companies that are affiliated with the Funds and BFA, to the extent permitted under the Investment Company Act). The trading activities of BFA and these Affiliates are carried out without reference to positions held directly or indirectly by the Funds and may result in BFA or an Affiliate having positions in certain securities that are senior or junior to, or have interests different from or adverse to, the securities that are owned by the Funds.

Neither BFA nor any Affiliate is under any obligation to share any investment opportunity, idea or strategy with the Funds. As a result, an Affiliate may compete with the Funds for appropriate investment opportunities. The results of a Fund’s investment activities, therefore, may differ from those of an Affiliate and of other accounts managed by BFA or an Affiliate, and it is possible that a Fund could sustain losses during periods in which one or more Affiliates and other accounts achieve profits on their trading for proprietary or other accounts. The opposite result is also possible.

In addition, the Funds may, from time to time, enter into transactions in which BFA or an Affiliate or their directors, officers or employees or other clients have an adverse interest. Furthermore, transactions undertaken by clients advised or managed by BFA or its Affiliates may adversely impact the Funds. Transactions by one or more clients or BFA or its Affiliates or their directors, officers or employees, may have the effect of diluting or otherwise disadvantaging the values, prices or investment strategies of the Funds. The Funds’ activities may be limited because of regulatory restrictions applicable to BFA or one or more Affiliates and/or their internal policies designed to comply with such restrictions.

Under a securities lending program approved by the Board, the Trust, on behalf of each Fund, has retained BlackRock Institutional Trust Company, N.A., an Affiliate of BFA, to serve as the securities lending agent for the Funds to the extent that the Funds participate in the securities lending program. For these services, the securities lending agent will receive a fee from the Funds, including a fee based on the returns earned on the Funds’ investment of the cash received as collateral for the loaned securities. In addition, one or more Affiliates may be among the entities to which the Funds may lend their portfolio securities under the securities lending program.

The activities of BFA and its Affiliates and their respective directors, officers or employees, may give rise to other conflicts of interest that could disadvantage the Funds and their shareholders. BFA has adopted policies and procedures designed to address these potential conflicts of interest. See the SAI for further information.

## **Valuation of Fund Investments**

---

When you buy shares, you pay the net asset value. This is the offering price. Shares are also redeemed at their net asset value. Each Fund calculates the net asset value of each class of its shares each day the NYSE is open generally as of the close of regular trading hours on the NYSE, based on prices at the time of closing. The NYSE generally closes at 4:00 p.m. (Eastern time). The net asset value used in determining your share price is the next one calculated after your purchase or redemption order is received.

Equity securities and other instruments for which market quotations are readily available are valued at market value, which is generally determined using the last reported closing price, or if a reported closing price is not available, the

last traded price on the exchange or market on which the security or instrument is primarily traded at the time of valuation. Each Fund values fixed income portfolio securities and non-exchange traded derivatives using last available bid prices or current market quotations provided by dealers or prices (including evaluated prices) supplied by the Fund's approved independent third-party pricing services, each in accordance with BFA's valuation procedures. Pricing services may use matrix pricing or valuation models that utilize certain inputs and assumptions to derive values. Pricing services generally value fixed-income securities assuming orderly transactions of institutional round lot size, but the Fund may hold or transact in such securities in smaller, odd lot sizes. Odd lots may trade at lower prices than institutional round lots. Short-term debt securities with remaining maturities of 60 days or less may be valued on the basis of amortized cost. Shares of underlying open-end funds are valued at net asset value.

Foreign currency exchange rates are generally determined as of the close of business on the NYSE. Foreign securities owned by a Fund may trade on weekends or other days when the Fund does not price its shares. As a result, a Fund's net asset value may change on days when you will not be able to purchase or redeem the Fund's shares.

Generally, trading in foreign securities, U.S. Government securities, money market instruments and certain fixed-income securities is substantially completed each day at various times prior to the close of business on the NYSE. The values of such securities used in computing the net asset value of a Fund's shares are determined as of such times.

When market quotations are not readily available or are not believed by BFA to be reliable, BFA will fair value a Fund's investments in accordance with its procedures. BFA may conclude that a market quotation is not readily available or is unreliable if a security or other asset or liability does not have a price source due to its lack of liquidity, if BFA believes a market quotation from a broker-dealer or other source is unreliable, where the security or other asset or other liability is thinly traded (e.g., municipal securities, certain small cap and emerging growth companies, and certain non-U.S. securities) or where there is a significant event subsequent to the most recent market quotation. For this purpose, a "significant event" is deemed to occur if BFA determines, in its business judgment prior to or at the time of pricing a Fund's assets or liabilities, that it is likely that the event will cause a material change to the last closing market price of one or more assets or liabilities held by the Fund. For instance, significant events may occur between the foreign market close and the close of business on the NYSE that may not be reflected in the computation of a Fund's net assets. If such event occurs, those instruments may be fair valued. Similarly, foreign securities whose values are affected by volatility that occurs in U.S. markets on a trading day after the close of foreign securities markets may be fair valued.

For certain foreign securities, a third-party vendor supplies evaluated, systematic fair value pricing based upon the movement of a proprietary multi-factor model after the relevant foreign markets have closed. This systematic fair value pricing methodology is designed to correlate the prices of foreign securities following the close of the local markets to the price that might have prevailed as of a Fund's pricing time.

Fair value represents a good faith approximation of the value of a security. The fair value of one or more securities may not, in retrospect, be the price at which those assets could have been sold during the period in which the particular fair values were used in determining a Fund's net asset value.

A Fund may accept orders from certain authorized Financial Intermediaries or their designees. A Fund will be deemed to receive an order when accepted by the Financial Intermediary or designee, and the order will receive the net asset value next computed by the Fund after such acceptance. If the payment for a purchase order is not made by a designated later time, the order will be canceled and the Financial Intermediary could be held liable for any losses.

## ***Dividends, Distributions and Taxes***

---

### **BUYING A DIVIDEND**

Unless your investment is in a tax-deferred account, you may want to avoid buying shares shortly before each Fund pays a dividend. The reason? If you buy shares when a Fund has declared but not yet distributed ordinary income or capital gains, you will pay the full price for the shares and then receive a portion of the price back in the form of a taxable dividend. Before investing you may want to consult your tax adviser.

Each Fund will distribute net investment income, if any, quarterly and net realized capital gains, if any, at least annually. Each Fund may also pay a special distribution at the end of the calendar year to comply with federal tax requirements. Dividends may be reinvested automatically in shares of a Fund at net asset value or may be taken in cash. If you would like to receive dividends in cash, contact your Financial Intermediary or the applicable Fund.

Your tax consequences from an investment in a Fund will depend on whether you have invested through a qualified tax-exempt plan described in section 401(a) of the Internal Revenue Code (a "Qualified Plan").

### *Investments Through a Qualified Plan*

Special tax rules apply to investments made through Qualified Plans. If you are invested through a Qualified Plan (and Fund shares are not “debt-financed property” to the plan), then you will not be subject to U.S. federal income tax on the dividends paid by a Fund or the gain realized from a redemption or exchange of Fund shares until you withdraw or receive distributions from the plan. Distributions you receive from the Qualified Plan may be subject to U.S. federal withholding tax depending on the kind of payment you receive.

### *Investments Not Made Through Qualified Plans*

If you are not invested through a Qualified Plan, you will generally pay tax on dividends from a Fund whether you receive them in cash or additional shares. If you redeem Fund shares or exchange them for shares of another fund, you generally will be treated as having sold your shares and any gain on the transaction may be subject to tax. Fund distributions derived from qualified dividend income, which consists of dividends received from U.S. corporations and qualifying foreign corporations, and long-term capital gains, are eligible for taxation at a maximum rate of 15% or 20% for individuals, depending on whether their income exceeds certain threshold amounts, which are adjusted annually for inflation.

A 3.8% Medicare tax is imposed on the net investment income (which includes, but is not limited to, interest, dividends and net gain from investments) of U.S. individuals with income exceeding \$200,000, or \$250,000 if married filing jointly, and of trusts and estates.

Your dividends and redemption proceeds will be subject to backup withholding tax if you have not provided a taxpayer identification number or social security number or the number you have provided is incorrect.

### *Special Considerations for Non-U.S. Persons*

If you are not invested through a Qualified Plan and you are neither a tax resident nor a citizen of the United States or if you are a foreign entity (other than a pass-through entity to the extent owned by U.S. persons), a Fund’s ordinary income dividends will generally be subject to a 30% U.S. withholding tax, unless a lower treaty rate applies. However, certain distributions paid to a foreign shareholder and reported by a Fund as capital gain dividends, interest-related dividends or short-term capital gain dividends may be eligible for an exemption from U.S. withholding tax.

Separately, a 30% withholding tax is currently imposed on U.S.-source dividends, interest and other income items paid to (i) certain foreign financial institutions and investment funds, and (ii) certain other foreign entities. To avoid withholding, foreign financial institutions and investment funds will generally either need to (a) collect and report to the IRS detailed information identifying their U.S. accounts and U.S. account holders, comply with due diligence procedures for identifying U.S. accounts and withhold tax on certain payments made to noncomplying foreign entities and account holders or (b) if an intergovernmental agreement is entered into and implementing legislation is adopted, comply with the agreement and legislation. Other foreign entities will generally either need to provide detailed information identifying each substantial U.S. owner or certify there are no such owners.

This section summarizes some of the consequences under current federal tax law of an investment in a Fund. It is not a substitute for individualized tax advice. Consult your tax adviser about the potential tax consequences of an investment in a Fund under all applicable tax laws.

## Financial Highlights

The financial highlights tables in this section are intended to help investors understand the financial performance of Class K Shares of each Fund for the periods shown. Certain information reflects the financial results for a single Class K Share of each Fund. The total returns in the tables represent the rate of return that an investor would have earned (or lost) on an investment in Class K Shares of a given Fund (assuming reinvestment of all dividends and/or distributions). The information has been audited by PricewaterhouseCoopers LLP, whose report, along with each Fund's audited financial statements, is included in the Funds' combined annual report. The Funds' combined annual report is available upon request.

The information for the Funds for the fiscal periods prior to March 9, 2020 reflects the "master-feeder" structure previously in place during that time.

<b>BlackRock LifePath® Dynamic Retirement Fund</b>					
<b>Class K</b>					
<b>(For a share outstanding throughout each period)</b>	<b>Year Ended 12/31/22</b>	<b>Year Ended 12/31/21</b>	<b>Year Ended 12/31/20</b>	<b>Year Ended 12/31/19</b>	<b>Year Ended 12/31/18</b>
<b>Net asset value, beginning of year</b>	\$ 10.83	\$ 11.63	\$ 10.99	\$ 9.65	\$ 10.96
Net investment income <sup>(a)</sup>	0.21	0.19	0.21	0.32	0.27
Net realized and unrealized gain (loss)	(1.79)	0.63	1.21	1.32	(0.64)
Net increase (decrease) from investment operations	(1.58)	0.82	1.42	1.64	(0.37)
<b>Distributions<sup>(b)</sup></b>					
From net investment income	(0.02)	(0.47)	(0.25)	(0.21)	(0.29)
From net realized gain	(0.04)	(1.15)	(0.53)	(0.09)	(0.65)
Return of capital	(0.06)	—	—	—	—
Total distributions	(0.12)	(1.62)	(0.78)	(0.30)	(0.94)
<b>Net asset value, end of year</b>	\$ 9.13	\$ 10.83	\$ 11.63	\$ 10.99	\$ 9.65
<b>Total Return<sup>(c)</sup></b>					
Based on net asset value	(14.64)%	7.11%	13.17%	17.07%	(3.47)%
<b>Ratios to Average Net Assets<sup>(d)</sup></b>					
Total expenses	0.47%	0.52%	0.50%	0.37%	0.38%
Total expenses after fees waived and/or reimbursed	0.26%	0.30%	0.32%	0.35%	0.37%
Net investment income	2.17%	1.61%	1.88%	2.99%	2.54%
<b>Supplemental Data</b>					
Net assets, end of year (000)	\$43,138	\$78,916	\$74,809	\$64,913	\$14,901
Portfolio turnover rate	7% <sup>(e)</sup>	2% <sup>(e)</sup>	43% <sup>(f)</sup>	35% <sup>(g)</sup>	38% <sup>(g)</sup>

<sup>(a)</sup> Based on average shares outstanding.

<sup>(b)</sup> Distributions for annual periods determined in accordance with U.S. federal income tax regulations.

<sup>(c)</sup> Where applicable, assumes the reinvestment of distributions.

<sup>(d)</sup> Excludes fees and expenses incurred indirectly as a result of investments in underlying funds.

<sup>(e)</sup> Includes the purchases and sales of the underlying funds and the Underlying Master Portfolios.

<sup>(f)</sup> From January 1, 2020 through March 8, 2020, the rate includes the LifePath Dynamic Master Portfolio's purchases and sales of the underlying funds and the Underlying Master Portfolios. Beginning March 9, 2020, the rate includes the LifePath Dynamic Fund's purchases and sales of the underlying funds and the Underlying Master Portfolios.

<sup>(g)</sup> Includes the LifePath Dynamic Master Portfolio's purchases and sales of the underlying funds and Diversified Equity Master Portfolio, Advantage CoreAlpha Bond Master Portfolio, International Tilts Master Portfolio and Master Total Return Portfolio.

**Financial Highlights** (continued)

	<b>BlackRock LifePath® Dynamic 2025 Fund</b>				
	<b>Class K</b>				
<b>(For a share outstanding throughout each period)</b>	<b>Year Ended 12/31/22</b>	<b>Year Ended 12/31/21</b>	<b>Year Ended 12/31/20</b>	<b>Year Ended 12/31/19</b>	<b>Year Ended 12/31/18</b>
<b>Net asset value, beginning of year</b>	\$ 14.26	\$ 14.57	\$ 13.28	\$ 11.69	\$13.49
Net investment income <sup>(a)</sup>	0.27	0.23	0.24	0.34	0.33
Net realized and unrealized gain (loss)	(2.42)	1.07	1.47	1.96	(0.91)
Net increase (decrease) from investment operations	(2.15)	1.30	1.71	2.30	(0.58)
<b>Distributions<sup>(b)</sup></b>					
From net investment income	(0.06)	(0.62)	(0.29)	(0.30)	(0.37)
From net realized gain	(0.04)	(0.99)	(0.13)	(0.41)	(0.85)
Return of capital	(0.09)	—	—	—	—
Total distributions	(0.19)	(1.61)	(0.42)	(0.71)	(1.22)
<b>Net asset value, end of year</b>	\$ 11.92	\$ 14.26	\$ 14.57	\$ 13.28	\$11.69
<b>Total Return<sup>(c)</sup></b>					
Based on net asset value	(15.06)%	9.05%	13.17%	19.72%	(4.43)%
<b>Ratios to Average Net Assets<sup>(d)</sup></b>					
Total expenses	0.50%	0.55%	0.52%	0.37%	0.38%
Total expenses after fees waived and/or reimbursed	0.25%	0.29%	0.31%	0.35%	0.36%
Net investment income	2.12%	1.55%	1.84%	2.62%	2.44%
<b>Supplemental Data</b>					
Net assets, end of year (000)	\$46,518	\$75,927	\$59,727	\$34,027	\$9,062
Portfolio turnover rate	15% <sup>(e)</sup>	6% <sup>(e)</sup>	45% <sup>(f)</sup>	35% <sup>(g)</sup>	38% <sup>(g)</sup>

<sup>(a)</sup> Based on average shares outstanding.

<sup>(b)</sup> Distributions for annual periods determined in accordance with U.S. federal income tax regulations.

<sup>(c)</sup> Where applicable, assumes the reinvestment of distributions.

<sup>(d)</sup> Excludes fees and expenses incurred indirectly as a result of investments in underlying funds.

<sup>(e)</sup> Includes the purchases and sales of the underlying funds and the Underlying Master Portfolios.

<sup>(f)</sup> From January 1, 2020 through March 8, 2020, the rate includes the LifePath Dynamic Master Portfolio's purchases and sales of the underlying funds and the Underlying Master Portfolios. Beginning March 9, 2020, the rate includes the LifePath Dynamic Fund's purchases and sales of the underlying funds and the Underlying Master Portfolios.

<sup>(g)</sup> Includes the LifePath Dynamic Master Portfolio's purchases and sales of the underlying funds and Diversified Equity Master Portfolio, Advantage CoreAlpha Bond Master Portfolio, International Tilts Master Portfolio, Large Cap Index Master Portfolio, Master Small Cap Index Series and Master Total Return Portfolio.

**Financial Highlights** (continued)

	<b>BlackRock LifePath® Dynamic 2030 Fund</b>				
	<b>Class K</b>				
<b>(For a share outstanding throughout each period)</b>	<b>Year Ended 12/31/22</b>	<b>Year Ended 12/31/21</b>	<b>Year Ended 12/31/20</b>	<b>Year Ended 12/31/19</b>	<b>Year Ended 12/31/18</b>
<b>Net asset value, beginning of year</b>	\$ 14.06	\$ 14.77	\$ 13.62	\$ 11.88	\$ 14.24
Net investment income <sup>(a)</sup>	0.25	0.24	0.23	0.34	0.32
Net realized and unrealized gain (loss)	(2.44)	1.46	1.52	2.29	(1.04)
Net increase (decrease) from investment operations	(2.19)	1.70	1.75	2.63	(0.72)
<b>Distributions<sup>(b)</sup></b>					
From net investment income	(0.12)	(0.79)	(0.26)	(0.33)	(0.34)
From net realized gain	(0.06)	(1.62)	(0.34)	(0.56)	(1.30)
Return of capital	(0.07)	—	—	—	—
Total distributions	(0.25)	(2.41)	(0.60)	(0.89)	(1.64)
<b>Net asset value, end of year</b>	\$ 11.62	\$ 14.06	\$ 14.77	\$ 13.62	\$ 11.88
<b>Total Return<sup>(c)</sup></b>					
Based on net asset value	(15.63)%	11.70%	13.36%	22.27%	(5.28)%
<b>Ratios to Average Net Assets<sup>(d)</sup></b>					
Total expenses	0.49%	0.54%	0.51%	0.36%	0.36%
Total expenses after fees waived and/or reimbursed	0.24%	0.28%	0.30%	0.36%	0.36%
Net investment income	2.08%	1.54%	1.73%	2.52%	2.27%
<b>Supplemental Data</b>					
Net assets, end of year (000)	\$70,367	\$100,750	\$77,510	\$56,168	\$28,121
Portfolio turnover rate	11% <sup>(e)</sup>	5% <sup>(e)</sup>	38% <sup>(f)</sup>	32% <sup>(g)</sup>	29% <sup>(g)</sup>

<sup>(a)</sup> Based on average shares outstanding.

<sup>(b)</sup> Distributions for annual periods determined in accordance with U.S. federal income tax regulations.

<sup>(c)</sup> Where applicable, assumes the reinvestment of distributions.

<sup>(d)</sup> Excludes fees and expenses incurred indirectly as a result of investments in underlying funds.

<sup>(e)</sup> Includes the purchases and sales of the underlying funds and the Underlying Master Portfolios.

<sup>(f)</sup> From January 1, 2020 through March 8, 2020, the rate includes the LifePath Dynamic Master Portfolio's purchases and sales of the underlying funds and the Underlying Master Portfolios. Beginning March 9, 2020, the rate includes the LifePath Dynamic Fund's purchases and sales of the underlying funds and the Underlying Master Portfolios.

<sup>(g)</sup> Includes the LifePath Dynamic Master Portfolio's purchases and sales of the underlying funds and Diversified Equity Master Portfolio, Advantage CoreAlpha Bond Master Portfolio, International Tilts Master Portfolio and Master Total Return Portfolio.

**Financial Highlights** (continued)

	<b>BlackRock LifePath® Dynamic 2035 Fund</b>				
	<b>Class K</b>				
<b>(For a share outstanding throughout each period)</b>	<b>Year Ended 12/31/22</b>	<b>Year Ended 12/31/21</b>	<b>Year Ended 12/31/20</b>	<b>Year Ended 12/31/19</b>	<b>Year Ended 12/31/18</b>
<b>Net asset value, beginning of year</b>	\$ 16.38	\$ 16.15	\$ 14.53	\$ 12.36	\$14.68
Net investment income <sup>(a)</sup>	0.28	0.25	0.25	0.37	0.33
Net realized and unrealized gain (loss)	(2.94)	1.99	1.74	2.58	(1.22)
Net increase (decrease) from investment operations	(2.66)	2.24	1.99	2.95	(0.89)
<b>Distributions<sup>(b)</sup></b>					
From net investment income	(0.12)	(0.90)	(0.25)	(0.33)	(0.33)
From net realized gain	(0.09)	(1.11)	(0.12)	(0.45)	(1.10)
Return of capital	(0.09)	—	—	—	—
Total distributions	(0.30)	(2.01)	(0.37)	(0.78)	(1.43)
<b>Net asset value, end of year</b>	\$ 13.42	\$ 16.38	\$ 16.15	\$ 14.53	\$12.36
<b>Total Return<sup>(c)</sup></b>					
Based on net asset value	(16.32)%	13.96%	14.14%	23.92%	(6.23)%
<b>Ratios to Average Net Assets<sup>(d)</sup></b>					
Total expenses	0.51%	0.57%	0.54%	0.36%	0.37%
Total expenses after fees waived and/or reimbursed	0.23%	0.27%	0.30%	0.35%	0.35%
Net investment income	1.97%	1.47%	1.77%	2.63%	2.25%
<b>Supplemental Data</b>					
Net assets, end of year (000)	\$68,520	\$95,154	\$67,968	\$27,720	\$6,627
Portfolio turnover rate	14% <sup>(e)</sup>	3% <sup>(e)</sup>	29% <sup>(f)</sup>	42% <sup>(g)</sup>	40% <sup>(g)</sup>

<sup>(a)</sup> Based on average shares outstanding.

<sup>(b)</sup> Distributions for annual periods determined in accordance with U.S. federal income tax regulations.

<sup>(c)</sup> Where applicable, assumes the reinvestment of distributions.

<sup>(d)</sup> Excludes fees and expenses incurred indirectly as a result of investments in underlying funds.

<sup>(e)</sup> Includes the purchases and sales of the underlying funds and the Underlying Master Portfolios.

<sup>(f)</sup> From January 1, 2020 through March 8, 2020, the rate includes the LifePath Dynamic Master Portfolio's purchases and sales of the underlying funds and the Underlying Master Portfolios. Beginning March 9, 2020, the rate includes the LifePath Dynamic Fund's purchases and sales of the underlying funds and the Underlying Master Portfolios.

<sup>(g)</sup> Includes the LifePath Dynamic Master Portfolio's purchases and sales of the underlying funds and Diversified Equity Master Portfolio, Advantage CoreAlpha Bond Master Portfolio, International Tilts Master Portfolio, Large Cap Index Master Portfolio, Master Small Cap Index Series and Master Total Return Portfolio.

**Financial Highlights** (continued)

	<b>BlackRock LifePath® Dynamic 2040 Fund</b>				
	<b>Class K</b>				
<b>(For a share outstanding throughout each period)</b>	<b>Year Ended 12/31/22</b>	<b>Year Ended 12/31/21</b>	<b>Year Ended 12/31/20</b>	<b>Year Ended 12/31/19</b>	<b>Year Ended 12/31/18</b>
<b>Net asset value, beginning of year</b>	\$ 18.16	\$ 18.85	\$ 17.32	\$ 14.70	\$ 18.13
Net investment income <sup>(a)</sup>	0.29	0.29	0.26	0.41	0.38
Net realized and unrealized gain (loss)	(3.35)	2.75	2.11	3.38	(1.66)
Net increase (decrease) from investment operations	(3.06)	3.04	2.37	3.79	(1.28)
<b>Distributions<sup>(b)</sup></b>					
From net investment income	(0.15)	(1.34)	(0.28)	(0.40)	(0.37)
From net realized gain	(0.11)	(2.39)	(0.56)	(0.77)	(1.78)
Return of capital	(0.08)	—	—	—	—
Total distributions	(0.34)	(3.73)	(0.84)	(1.17)	(2.15)
<b>Net asset value, end of year</b>	\$ 14.76	\$ 18.16	\$ 18.85	\$ 17.32	\$ 14.70
<b>Total Return<sup>(c)</sup></b>					
Based on net asset value	(16.90)%	16.38%	14.23%	25.96%	(7.31)%
<b>Ratios to Average Net Assets<sup>(d)</sup></b>					
Total expenses	0.51%	0.56%	0.53%	0.35%	0.35%
Total expenses after fees waived and/or reimbursed	0.22%	0.27%	0.29%	0.35%	0.35%
Net investment income	1.87%	1.44%	1.58%	2.42%	2.09%
<b>Supplemental Data</b>					
Net assets, end of year (000)	\$60,687	\$85,150	\$57,407	\$47,987	\$28,294
Portfolio turnover rate	13% <sup>(e)</sup>	6% <sup>(e)</sup>	39% <sup>(f)</sup>	35% <sup>(g)</sup>	39% <sup>(g)</sup>

<sup>(a)</sup> Based on average shares outstanding.

<sup>(b)</sup> Distributions for annual periods determined in accordance with U.S. federal income tax regulations.

<sup>(c)</sup> Where applicable, assumes the reinvestment of distributions.

<sup>(d)</sup> Excludes fees and expenses incurred indirectly as a result of investments in underlying funds.

<sup>(e)</sup> Includes the purchases and sales of the underlying funds and the Underlying Master Portfolios.

<sup>(f)</sup> From January 1, 2020 through March 8, 2020, the rate includes the LifePath Dynamic Master Portfolio's purchases and sales of the underlying funds and the Underlying Master Portfolios. Beginning March 9, 2020, the rate includes the LifePath Dynamic Fund's purchases and sales of the underlying funds and the Underlying Master Portfolios.

<sup>(g)</sup> Includes the LifePath Dynamic Master Portfolio's purchases and sales of the underlying funds and Diversified Equity Master Portfolio, Advantage CoreAlpha Bond Master Portfolio, International Tilts Master Portfolio, Large Cap Index Master Portfolio, Master Small Cap Index Series and Master Total Return Portfolio.



**Financial Highlights** (continued)

	<b>BlackRock LifePath® Dynamic 2045 Fund</b>				
	<b>Class K</b>				
<b>(For a share outstanding throughout each period)</b>	<b>Year Ended 12/31/22</b>	<b>Year Ended 12/31/21</b>	<b>Year Ended 12/31/20</b>	<b>Year Ended 12/31/19</b>	<b>Year Ended 12/31/18</b>
<b>Net asset value, beginning of year</b>	\$ 18.05	\$ 17.25	\$ 15.48	\$ 12.88	\$15.57
Net investment income <sup>(a)</sup>	0.26	0.26	0.26	0.39	0.32
Net realized and unrealized gain (loss)	(3.39)	2.81	1.91	3.03	(1.52)
Net increase (decrease) from investment operations	(3.13)	3.07	2.17	3.42	(1.20)
<b>Distributions<sup>(b)</sup></b>					
From net investment income	(0.15)	(1.19)	(0.25)	(0.34)	(0.33)
From net realized gain	(0.15)	(1.08)	(0.15)	(0.48)	(1.16)
Return of capital	(0.09)	—	—	—	—
Total distributions	(0.39)	(2.27)	(0.40)	(0.82)	(1.49)
<b>Net asset value, end of year</b>	\$ 14.53	\$ 18.05	\$ 17.25	\$ 15.48	\$12.88
<b>Total Return<sup>(c)</sup></b>					
Based on net asset value	(17.44)%	17.93%	14.54%	26.67%	(7.99)%
<b>Ratios to Average Net Assets<sup>(d)</sup></b>					
Total expenses	0.53%	0.59%	0.57%	0.37%	0.38%
Total expenses after fees waived and/or reimbursed	0.22%	0.26%	0.29%	0.34%	0.35%
Net investment income	1.68%	1.35%	1.73%	2.60%	2.04%
<b>Supplemental Data</b>					
Net assets, end of year (000)	\$60,100	\$82,853	\$56,683	\$20,936	\$4,471
Portfolio turnover rate	16% <sup>(e)</sup>	—% <sup>(e)(f)</sup>	26% <sup>(g)</sup>	49% <sup>(h)</sup>	47% <sup>(h)</sup>

<sup>(a)</sup> Based on average shares outstanding.

<sup>(b)</sup> Distributions for annual periods determined in accordance with U.S. federal income tax regulations.

<sup>(c)</sup> Where applicable, assumes the reinvestment of distributions.

<sup>(d)</sup> Excludes fees and expenses incurred indirectly as a result of investments in underlying funds.

<sup>(e)</sup> Includes the purchases and sales of the underlying funds and the Underlying Master Portfolios.

<sup>(f)</sup> Rounds to less than 1%.

<sup>(g)</sup> From January 1, 2020 through March 8, 2020, the rate includes the LifePath Dynamic Master Portfolio's purchases and sales of the underlying funds and the Underlying Master Portfolios. Beginning March 9, 2020, the rate includes the LifePath Dynamic Fund's purchases and sales of the underlying funds and the Underlying Master Portfolios.

<sup>(h)</sup> Includes the LifePath Dynamic Master Portfolio's purchases and sales of the underlying funds and Diversified Equity Master Portfolio, Advantage CoreAlpha Bond Master Portfolio, International Tilts Master Portfolio, Large Cap Index Master Portfolio, Master Small Cap Index Series and Master Total Return Portfolio.

**Financial Highlights** (continued)

	<b>BlackRock LifePath® Dynamic 2050 Fund</b>				
	<b>Class K</b>				
<b>(For a share outstanding throughout each period)</b>	<b>Year Ended 12/31/22</b>	<b>Year Ended 12/31/21</b>	<b>Year Ended 12/31/20</b>	<b>Year Ended 12/31/19</b>	<b>Year Ended 12/31/18</b>
<b>Net asset value, beginning of year</b>	\$ 23.10	\$ 22.86	\$ 20.46	\$ 17.18	\$21.59
Net investment income <sup>(a)</sup>	0.32	0.33	0.29	0.50	0.37
Net realized and unrealized gain (loss)	(4.56)	3.83	2.68	4.06	(2.05)
Net increase (decrease) from investment operations	(4.24)	4.16	2.97	4.56	(1.68)
<b>Distributions<sup>(b)</sup></b>					
From net investment income	(0.23)	(1.73)	(0.31)	(0.46)	(0.45)
From net realized gain	(0.17)	(2.19)	(0.26)	(0.82)	(2.28)
Return of capital	(0.09)	—	—	—	—
Total distributions	(0.49)	(3.92)	(0.57)	(1.28)	(2.73)
<b>Net asset value, end of year</b>	\$ 18.37	\$ 23.10	\$ 22.86	\$ 20.46	\$17.18
<b>Total Return<sup>(c)</sup></b>					
Based on net asset value	(18.47)%	18.45%	15.07%	26.67%	(8.11)%
<b>Ratios to Average Net Assets<sup>(d)</sup></b>					
Total expenses	0.53%	0.59%	0.55%	0.36%	0.36%
Total expenses after fees waived and/or reimbursed	0.24%	0.29%	0.30%	0.35%	0.35%
Net investment income	1.62%	1.34%	1.47%	2.54%	1.69%
<b>Supplemental Data</b>					
Net assets, end of year (000)	\$42,971	\$66,065	\$35,574	\$16,383	\$4,504
Portfolio turnover rate	16% <sup>(e)</sup>	1% <sup>(e)</sup>	31% <sup>(f)</sup>	42% <sup>(g)</sup>	43% <sup>(g)</sup>

<sup>(a)</sup> Based on average shares outstanding.

<sup>(b)</sup> Distributions for annual periods determined in accordance with U.S. federal income tax regulations.

<sup>(c)</sup> Where applicable, assumes the reinvestment of distributions.

<sup>(d)</sup> Excludes fees and expenses incurred indirectly as a result of investments in underlying funds.

<sup>(e)</sup> Includes the purchases and sales of the underlying funds and the Underlying Master Portfolios.

<sup>(f)</sup> From January 1, 2020 through March 8, 2020, the rate includes the LifePath Dynamic Master Portfolio's purchases and sales of the underlying funds and the Underlying Master Portfolios. Beginning March 9, 2020, the rate includes the LifePath Dynamic Fund's purchases and sales of the underlying funds and the Underlying Master Portfolios.

<sup>(g)</sup> Includes the LifePath Dynamic Master Portfolio's purchases and sales of the underlying funds and Diversified Equity Master Portfolio, Advantage CoreAlpha Bond Master Portfolio, International Tilts Master Portfolio, Large Cap Index Master Portfolio, Master Small Cap Index Series and Master Total Return Portfolio.

**Financial Highlights** (continued)

	<b>BlackRock LifePath® Dynamic 2055 Fund</b>				
	<b>Class K</b>				
<b>(For a share outstanding throughout each period)</b>	<b>Year Ended 12/31/22</b>	<b>Year Ended 12/31/21</b>	<b>Year Ended 12/31/20</b>	<b>Year Ended 12/31/19</b>	<b>Year Ended 12/31/18</b>
<b>Net asset value, beginning of year</b>	\$ 19.21	\$ 18.19	\$ 16.12	\$13.36	\$16.06
Net investment income <sup>(a)</sup>	0.25	0.26	0.25	0.40	0.32
Net realized and unrealized gain (loss)	(3.79)	3.11	2.20	3.16	(1.60)
Net increase (decrease) from investment operations	(3.54)	3.37	2.45	3.56	(1.28)
<b>Distributions<sup>(b)</sup></b>					
From net investment income	(0.16)	(1.28)	(0.25)	(0.34)	(0.34)
From net realized gain	(0.17)	(1.07)	(0.13)	(0.46)	(1.08)
Return of capital	(0.07)	—	—	—	—
Total distributions	(0.40)	(2.35)	(0.38)	(0.80)	(1.42)
<b>Net asset value, end of year</b>	\$ 15.27	\$ 19.21	\$ 18.19	\$16.12	\$13.36
<b>Total Return<sup>(c)</sup></b>					
Based on net asset value	(18.49)%	18.72%	15.69%	26.75%	(8.21)%
<b>Ratios to Average Net Assets<sup>(d)</sup></b>					
Total expenses	0.54%	0.62%	0.60%	0.39%	0.41%
Total expenses after fees waived and/or reimbursed	0.25%	0.29%	0.30%	0.34%	0.35%
Net investment income	1.57%	1.28%	1.58%	2.58%	1.99%
<b>Supplemental Data</b>					
Net assets, end of year (000)	\$37,439	\$53,041	\$30,189	\$7,240	\$1,920
Portfolio turnover rate	27% <sup>(e)</sup>	2% <sup>(e)</sup>	23% <sup>(f)</sup>	54% <sup>(g)</sup>	57% <sup>(g)</sup>

<sup>(a)</sup> Based on average shares outstanding.

<sup>(b)</sup> Distributions for annual periods determined in accordance with U.S. federal income tax regulations.

<sup>(c)</sup> Where applicable, assumes the reinvestment of distributions.

<sup>(d)</sup> Excludes fees and expenses incurred indirectly as a result of investments in underlying funds.

<sup>(e)</sup> Includes the purchases and sales of the underlying funds and the Underlying Master Portfolios.

<sup>(f)</sup> From January 1, 2020 through March 8, 2020, the rate includes the LifePath Dynamic Master Portfolio's purchases and sales of the underlying funds and the Underlying Master Portfolios. Beginning March 9, 2020, the rate includes the LifePath Dynamic Fund's purchases and sales of the underlying funds and the Underlying Master Portfolios.

<sup>(g)</sup> Includes the LifePath Dynamic Master Portfolio's purchases and sales of the underlying funds and Diversified Equity Master Portfolio, Advantage CoreAlpha Bond Master Portfolio, International Tilts Master Portfolio, Large Cap Index Master Portfolio, Master Small Cap Index Series and Master Total Return Portfolio.

**Financial Highlights** (continued)

	<b>BlackRock LifePath® Dynamic 2060 Fund</b>				
	<b>Class K</b>				
<b>(For a share outstanding throughout each period)</b>	<b>Year Ended 12/31/22</b>	<b>Year Ended 12/31/21</b>	<b>Year Ended 12/31/20</b>	<b>Year Ended 12/31/19</b>	<b>Year Ended 12/31/18</b>
<b>Net asset value, beginning of year</b>	\$ 13.95	\$ 12.87	\$11.48	\$ 9.34	\$11.02
Net investment income <sup>(a)</sup>	0.18	0.19	0.18	0.26	0.22
Net realized and unrealized gain (loss)	(2.75)	2.17	1.45	2.23	(1.13)
Net increase (decrease) from investment operations	(2.57)	2.36	1.63	2.49	(0.91)
<b>Distributions<sup>(b)</sup></b>					
From net investment income	(0.11)	(0.76)	(0.19)	(0.23)	(0.27)
From net realized gain	(0.09)	(0.52)	(0.05)	(0.12)	(0.50)
Return of capital	(0.05)	—	—	—	—
Total distributions	(0.25)	(1.28)	(0.24)	(0.35)	(0.77)
<b>Net asset value, end of year</b>	\$ 11.13	\$ 13.95	\$12.87	\$11.48	\$ 9.34
<b>Total Return<sup>(c)</sup></b>					
Based on net asset value	(18.51)%	18.43%	14.62%	26.74% <sup>(d)</sup>	(8.45)%
<b>Ratios to Average Net Assets<sup>(e)</sup></b>					
Total expenses	0.65%	0.80%	0.87%	0.77%	0.90%
Total expenses after fees waived and/or reimbursed	0.24%	0.27%	0.29%	0.36%	0.35%
Net investment income	1.56%	1.34%	1.62%	2.40%	1.96%
<b>Supplemental Data</b>					
Net assets, end of year (000)	\$11,524	\$17,030	\$8,747	\$3,384	\$1,862
Portfolio turnover rate	37% <sup>(f)</sup>	5% <sup>(f)</sup>	18% <sup>(g)</sup>	44% <sup>(h)</sup>	58% <sup>(h)</sup>

<sup>(a)</sup> Based on average shares outstanding.

<sup>(b)</sup> Distributions for annual periods determined in accordance with U.S. federal income tax regulations.

<sup>(c)</sup> Where applicable, assumes the reinvestment of distributions.

<sup>(d)</sup> Includes payment received from an affiliate, which impacted the Fund's total return. Excluding the payment from an affiliate, the Fund's total return is 26.64%.

<sup>(e)</sup> Excludes fees and expenses incurred indirectly as a result of investments in underlying funds.

<sup>(f)</sup> Includes the purchases and sales of the underlying funds and the Underlying Master Portfolios.

<sup>(g)</sup> From January 1, 2020 through March 8, 2020, the rate includes the LifePath Dynamic Master Portfolio's purchases and sales of the underlying funds and the Underlying Master Portfolios. Beginning March 9, 2020, the rate includes the LifePath Dynamic Fund's purchases and sales of the underlying funds and the Underlying Master Portfolios.

<sup>(h)</sup> Includes the LifePath Dynamic Master Portfolio's purchases and sales of the underlying funds and Diversified Equity Master Portfolio, Advantage CoreAlpha Bond Master Portfolio, International Tilts Master Portfolio and Master Total Return Portfolio.

**Financial Highlights** (continued)

	<b>BlackRock LifePath® Dynamic 2065 Fund</b>			
	<b>Class K</b>			
<b>(For a share outstanding throughout each period)</b>	<b>Year Ended 12/31/22</b>	<b>Year Ended 12/31/21</b>	<b>Year Ended 12/31/20</b>	<b>Period from 10/30/19<sup>(a)</sup> to 12/31/19</b>
<b>Net asset value, beginning of period</b>	\$ 12.67	\$11.74	\$10.48	\$10.00
Net investment income <sup>(b)</sup>	0.18	0.18	0.16	0.08
Net realized and unrealized gain (loss)	(2.49)	2.01	1.29	0.47
Net increase (decrease) from investment operations	(2.31)	2.19	1.45	0.55
<b>Distributions<sup>(c)</sup></b>				
From net investment income	(0.13)	(0.81)	(0.19)	(0.07)
From net realized gain	(0.10)	(0.45)	—	—
Return of capital	(0.05)	—	—	—
Total distributions	(0.28)	(1.26)	(0.19)	(0.07)
<b>Net asset value, end of period</b>	\$ 10.08	\$12.67	\$11.74	\$10.48
<b>Total Return<sup>(d)</sup></b>				
Based on net asset value	(18.37)%	18.72%	14.15%	5.49% <sup>(e)</sup>
<b>Ratios to Average Net Assets<sup>(f)</sup></b>				
Total expenses	0.95%	1.22%	0.99%	0.63% <sup>(g)(h)</sup>
Total expenses after fees waived and/or reimbursed	0.22%	0.28%	0.30%	0.36% <sup>(g)</sup>
Net investment income	1.72%	1.35%	1.59%	4.43% <sup>(g)</sup>
<b>Supplemental Data</b>				
Net assets, end of period (000)	\$ 3,655	\$4,242	\$2,969	\$2,514
Portfolio turnover rate	26% <sup>(i)</sup>	8% <sup>(i)</sup>	45% <sup>(i)</sup>	3% <sup>(k)</sup>

<sup>(a)</sup> Commencement of operations.

<sup>(b)</sup> Based on average shares outstanding.

<sup>(c)</sup> Distributions for annual periods determined in accordance with U.S. federal income tax regulations.

<sup>(d)</sup> Where applicable, assumes the reinvestment of distributions.

<sup>(e)</sup> Not annualized.

<sup>(f)</sup> Excludes fees and expenses incurred indirectly as a result of investments in underlying funds.

<sup>(g)</sup> Annualized.

<sup>(h)</sup> Audit fees were not annualized in the calculation of expense ratios. If this expense was annualized, the total expenses would have been 1.94%.

<sup>(i)</sup> Includes the purchases and sales of the underlying funds and the Underlying Master Portfolios.

<sup>(j)</sup> From January 1, 2020 through March 8, 2020, the rate includes the LifePath Dynamic Master Portfolio's purchases and sales of the underlying funds and the Underlying Master Portfolios. Beginning March 9, 2020, the rate includes the LifePath Dynamic Fund's purchases and sales of the underlying funds and the Underlying Master Portfolios.

<sup>(k)</sup> Includes the LifePath Dynamic Master Portfolio's purchases and sales of the underlying funds and Diversified Equity Master Portfolio, Advantage CoreAlpha Bond Master Portfolio, International Tilts Master Portfolio and Master Total Return Portfolio.

# General Information

---

## **Shareholder Documents**

---

### **Electronic Access to Annual Reports, Semi-Annual Reports and Prospectuses**

Electronic copies of most financial reports and prospectuses are available on BlackRock's website. Shareholders can sign up for e-mail notifications of annual and semi-annual reports and prospectuses by enrolling in a Fund's electronic delivery program. To enroll:

**Shareholders Who Hold Accounts with Investment Advisers, Banks or Brokerages:** Please contact your Financial Intermediary. Please note that not all investment advisers, banks or brokerages may offer this service.

### **Shareholders Who Hold Accounts Directly with BlackRock:**

- Access the BlackRock website at <http://www.blackrock.com/edelivery>; and
- Log into your account.

### **Delivery of Shareholder Documents**

The Funds deliver only one copy of shareholder documents, including prospectuses, shareholder reports and proxy statements, to shareholders with multiple accounts at the same address. This practice is known as "householding" and is intended to eliminate duplicate mailings and reduce expenses. Mailings of your shareholder documents may be househanded indefinitely unless you instruct us otherwise. If you do not want the mailing of these documents to be combined with those for other members of your household, please contact the Funds at (800) 537-4942.

## **Certain Fund Policies**

---

### **Anti-Money Laundering Requirements**

The Funds are subject to the USA PATRIOT Act (the "Patriot Act"). The Patriot Act is intended to prevent the use of the U.S. financial system in furtherance of money laundering, terrorism or other illicit activities. Pursuant to requirements under the Patriot Act, a Fund is required to obtain sufficient information from shareholders to enable it to form a reasonable belief that it knows the true identity of its shareholders. This information will be used to verify the identity of investors or, in some cases, the status of Financial Intermediaries. Such information may be verified using third-party sources. This information will be used only for compliance with the Patriot Act or other applicable laws, regulations and rules in connection with money laundering, terrorism, or economic sanctions.

The Funds reserve the right to reject purchase orders from persons who have not submitted information sufficient to allow the Funds to verify their identity. The Funds also reserve the right to redeem any amounts in a Fund from persons whose identity it is unable to verify on a timely basis. It is the Funds' policy to cooperate fully with appropriate regulators in any investigations conducted with respect to potential money laundering, terrorism or other illicit activities.

### **BlackRock Privacy Principles**

BlackRock is committed to maintaining the privacy of its current and former fund investors and individual clients (collectively, "Clients") and to safeguarding their nonpublic personal information. The following information is provided to help you understand what personal information BlackRock collects, how we protect that information and why in certain cases we share such information with select parties. If you are located in a jurisdiction where specific laws, rules or regulations require BlackRock to provide you with additional or different privacy-related rights beyond what is set forth below, then BlackRock will comply with those specific laws, rules or regulations.

BlackRock obtains or verifies personal nonpublic information from and about you from different sources, including the following: (i) information we receive from you or, if applicable, your Financial Intermediary, on applications, forms or other documents; (ii) information about your transactions with us, our affiliates, or others; (iii) information we receive from a consumer reporting agency; and (iv) from visits to our website.

BlackRock does not sell or disclose to nonaffiliated third parties any nonpublic personal information about its Clients, except as permitted by law, or as is necessary to respond to regulatory requests or to service Client accounts. These nonaffiliated third parties are required to protect the confidentiality and security of this information and to use it only for its intended purpose.

We may share information with our affiliates to service your account or to provide you with information about other BlackRock products or services that may be of interest to you. In addition, BlackRock restricts access to nonpublic personal information about its Clients to those BlackRock employees with a legitimate business need for the information. BlackRock maintains physical, electronic and procedural safeguards that are designed to protect the

nonpublic personal information of its Clients, including procedures relating to the proper storage and disposal of such information.

## **Statement of Additional Information**

---

If you would like further information about a Fund, including how it invests, please see the SAI.

For a discussion of a Fund's policies and procedures regarding the selective disclosure of its portfolio holdings, please see the SAI. The Funds makes their top ten holdings available on a monthly basis at [www.blackrock.com](http://www.blackrock.com) generally within 5 business days after the end of the month to which the information applies.

## **Disclaimers**

---

The S&P Indexes are products of SPDJ and have been licensed for use by BFA or its affiliates. Standard & Poor's® and S&P® are registered trademarks of S&P; Dow Jones® is a registered trademark of Dow Jones, and these trademarks have been licensed for use by SPDJ and sublicensed for certain purposes by the iShares Trust. It is not possible to invest directly in an index. The iShares S&P Funds are not sponsored, endorsed, sold or promoted by SPDJ, Dow Jones, S&P, any of their respective affiliates (collectively, "S&P Dow Jones Indices"). S&P Dow Jones Indices make no representation or warranty, express or implied, to the owners of the iShares S&P Funds or any member of the public regarding the advisability of investing in securities generally or in the iShares S&P Funds particularly or the ability of the S&P Indexes to track general market performance. Past performance of an index is not an indication or guarantee of future results. S&P Dow Jones Indices' only relationship to the iShares Trust and BFA and their affiliates with respect to the S&P Indexes is the licensing of the S&P Indexes and certain trademarks, service marks and/or trade names of S&P Dow Jones Indices and/or its licensors. The S&P Indexes are determined, composed and calculated by S&P Dow Jones Indices without regard to the iShares Trust, BFA or its affiliates or the iShares S&P Funds. S&P Dow Jones Indices have no obligation to take the needs of BFA or its affiliates or the owners of the iShares S&P Funds into consideration in determining, composing or calculating the S&P Indexes. S&P Dow Jones Indices are not responsible for and have not participated in the determination of the prices, and amount of the iShares S&P Funds or the timing of the issuance or sale of the iShares S&P Funds or in the determination or calculation of the equation by which the iShares S&P Funds are to be converted into cash, surrendered or redeemed, as the case may be. S&P Dow Jones Indices have no obligation or liability in connection with the administration, marketing or trading of the iShares S&P Funds. There is no assurance that investment products based on the S&P Indexes will accurately track index performance or provide positive investment returns. S&P Dow Jones Indices LLC is not an investment or tax advisor. A tax advisor should be consulted to evaluate the impact of any tax-exempt securities on portfolios and the tax consequences of making any particular investment decision. Inclusion of a security within an index is not a recommendation by S&P Dow Jones Indices to buy, sell, or hold such security, nor is it considered to be investment advice.

NEITHER S&P DOW JONES INDICES NOR THIRD PARTY LICENSOR GUARANTEES THE ADEQUACY, ACCURACY, TIMELINESS AND/OR THE COMPLETENESS OF THE S&P INDEXES OR ANY DATA RELATED THERETO OR ANY COMMUNICATION, INCLUDING BUT NOT LIMITED TO, ORAL OR WRITTEN COMMUNICATION (INCLUDING ELECTRONIC COMMUNICATIONS) WITH RESPECT THERETO. S&P DOW JONES INDICES SHALL NOT BE SUBJECT TO ANY DAMAGES OR LIABILITY FOR ANY ERRORS, OMISSIONS, OR DELAYS THEREIN. S&P DOW JONES INDICES MAKES NO EXPRESS OR IMPLIED WARRANTIES, AND EXPRESSLY DISCLAIMS ALL WARRANTIES, OF MERCHANTABILITY OR FITNESS FOR A PARTICULAR PURPOSE OR USE OR AS TO RESULTS TO BE OBTAINED BY BFA OR ITS AFFILIATES, OWNERS OF THE ISHARES S&P FUNDS, OR ANY OTHER PERSON OR ENTITY FROM THE USE OF THE S&P INDEXES OR WITH RESPECT TO ANY DATA RELATED THERETO. WITHOUT LIMITING ANY OF THE FOREGOING, IN NO EVENT WHATSOEVER SHALL S&P DOW JONES INDICES BE LIABLE FOR ANY INDIRECT, SPECIAL, INCIDENTAL, PUNITIVE, OR CONSEQUENTIAL DAMAGES INCLUDING BUT NOT LIMITED TO, LOSS OF PROFITS, TRADING LOSSES, LOST TIME OR GOODWILL, EVEN IF THEY HAVE BEEN ADVISED OF THE POSSIBILITY OF SUCH DAMAGES, WHETHER IN CONTRACT, TORT, STRICT LIABILITY, OR OTHERWISE. THERE ARE NO THIRD-PARTY BENEFICIARIES OF ANY AGREEMENTS OR ARRANGEMENTS BETWEEN S&P DOW JONES INDICES AND BFA OR ITS AFFILIATES, OTHER THAN THE LICENSORS OF S&P DOW JONES INDICES.

The iShares Russell Funds have been developed solely by BFA or its affiliates. The iShares Russell Funds are not in any way connected to or sponsored, endorsed, sold or promoted by the LSE Group. FTSE Russell is a trading name of certain of the LSE Group companies.

All rights in the Russell Midcap® Index and Russell 2000® Index (the "Russell Indexes") vest in the relevant LSE Group company which owns the Russell Indexes. "FTSE®", "Russell®", and "FTSE Russell®", are trade marks of the relevant LSE Group company and is/are used by any other LSE Group company under license.

The Russell Indexes are calculated by or on behalf of FTSE International Limited, FTSE Fixed Income, LLC, or its affiliate, agent or partner. The LSE Group does not accept any liability whatsoever to any person arising out of (a) the use of, reliance on or any error in the Russell Indexes or (b) investment in or operation of the iShares Russell Funds. The LSE Group makes no claim, prediction, warranty or representation either as to the results to be obtained from the

iShares Russell Funds or the suitability of the Russell Indexes for the purpose to which it is being put by BFA or its affiliates.

The iShares J.P. Morgan USD Emerging Markets Bond ETF is not sponsored, endorsed, sold or promoted by J.P. Morgan. J.P. Morgan makes no representation or warranty, express or implied, to the owners of shares of iShares J.P. Morgan USD Emerging Markets Bond ETF or any member of the public regarding the advisability of investing in securities generally or in iShares J.P. Morgan USD Emerging Markets Bond ETF in particular, or the ability of the J.P. Morgan EMBI® Global Core Index to track general bond market performance. J.P. Morgan's only relationship to the iShares Trust and BFA or its affiliates is the licensing of certain trademarks and trade names of J.P. Morgan and of the J.P. Morgan EMBI® Global Core Index which is determined, composed and calculated by J.P. Morgan without regard to the iShares Trust, BFA or its affiliates or iShares J.P. Morgan USD Emerging Markets Bond ETF. J.P. Morgan has no obligation to take the needs of BFA or its affiliates or the owners of shares of iShares J.P. Morgan USD Emerging Markets Bond ETF into consideration in determining, composing or calculating the J.P. Morgan EMBI® Global Core Index. J.P. Morgan is not responsible for and has not participated in the determination of the prices and amount of shares of iShares J.P. Morgan USD Emerging Markets Bond ETF, or the timing of the issuance or sale of such shares or in the determination or calculation of the equation by which shares of iShares J.P. Morgan USD Emerging Markets Bond ETF are to be converted into cash. J.P. Morgan has no obligation or liability in connection with the administration, marketing or trading of shares of iShares J.P. Morgan USD Emerging Markets Bond ETF. J.P. Morgan does not guarantee the accuracy or the completeness of the J.P. Morgan EMBI® Global Core Index or any data included therein and J.P. Morgan shall have no liability for any errors, omissions or interruptions therein. J.P. Morgan makes no warranty, express or implied, as to results to be obtained by BFA or its affiliates, owners of shares of iShares J.P. Morgan USD Emerging Markets Bond ETF or any other person or entity from the use of the J.P. Morgan EMBI® Global Core Index or any data included therein. J.P. Morgan makes no express or implied warranties and expressly disclaims all warranties of merchantability or fitness for a particular purpose or use with respect to the J.P. Morgan EMBI® Global Core Index or any data included therein. Without limiting any of the foregoing, in no event shall J.P. Morgan have any liability for any special, punitive, direct, indirect or consequential damages (including lost profits) resulting from the use of the J.P. Morgan EMBI® Global Core Index or any data included therein, even if notified of the possibility of such damages.

Markit® and iBoxx® are service marks of Markit and have been licensed for use by BFA or its affiliates.

The Markit iBoxx® USD Liquid High Yield Index (the "Markit Index") referenced herein is the property of Markit ("Index Provider") and has been licensed for use in connection with iShares iBoxx \$ High Yield Corporate Bond ETF. Each owner of iShares iBoxx \$ High Yield Corporate Bond ETF acknowledges and agrees that iShares iBoxx \$ High Yield Corporate Bond ETF is not sponsored, endorsed or promoted by the Index Provider. The Index Provider makes no representation whatsoever, whether express or implied, and hereby expressly disclaims all warranties (including, without limitation, those of merchantability or fitness for a particular purpose or use), with respect to the Markit Index or any data included therein or relating thereto, and in particular disclaims any warranty either as to the quality, accuracy and/or completeness of the Markit Index or any data included therein, the results obtained from the use of the Markit Index and/or the composition of the Markit Index at any particular time on any particular date or otherwise and/or the creditworthiness of any entity, or the likelihood of the occurrence of a credit event or similar event (however defined) with respect to an obligation, in the Markit Index at any particular time on any particular date or otherwise. The Index Provider shall not be liable (whether in negligence or otherwise) to the parties or any other person for any error in the Markit Index, and the Index Provider is under no obligation to advise the parties or any person of any error therein.

The Index Provider makes no representation whatsoever, whether express or implied, as to the advisability of purchasing or selling iShares iBoxx \$ High Yield Corporate Bond ETF, the ability of the Markit Index to track relevant markets' performances, or otherwise relating to the Markit Index or any transaction or product with respect thereto, or of assuming any risks in connection therewith. The Index Provider has no obligation to take the needs of any party into consideration in determining, composing or calculating the Markit Index. No party purchasing or selling iShares iBoxx \$ High Yield Corporate Bond ETF, nor the Index Provider, shall have any liability to any party for any act or failure to act by the Index Provider in connection with the determination, adjustment, calculation or maintenance of the Markit Index.

THE ISHARES MSCI FUNDS ARE NOT SPONSORED, ENDORSED, SOLD OR PROMOTED BY MSCI, ANY OF ITS AFFILIATES, ANY OF ITS INFORMATION PROVIDERS OR ANY OTHER THIRD PARTY INVOLVED IN, OR RELATED TO, COMPILING, COMPUTING OR CREATING ANY MSCI INDEX (COLLECTIVELY, THE "MSCI PARTIES"). THE MSCI INDEXES ARE THE EXCLUSIVE PROPERTY OF MSCI. MSCI AND THE MSCI INDEX NAMES ARE SERVICE MARK(S) OF MSCI OR ITS AFFILIATES AND HAVE BEEN LICENSED FOR USE FOR CERTAIN PURPOSES BY BFA OR ITS AFFILIATES. NONE OF THE MSCI PARTIES MAKES ANY REPRESENTATION OR WARRANTY, EXPRESS OR IMPLIED, TO THE ISSUER OR OWNERS OF THE ISHARES MSCI FUNDS OR ANY OTHER PERSON OR ENTITY REGARDING THE ADVISABILITY OF INVESTING IN FUNDS GENERALLY OR IN THE ISHARES MSCI FUNDS PARTICULARLY OR THE ABILITY OF ANY MSCI INDEX TO TRACK CORRESPONDING STOCK MARKET PERFORMANCE. MSCI OR ITS AFFILIATES ARE THE LICENSORS OF CERTAIN TRADEMARKS, SERVICE MARKS AND TRADE NAMES AND OF THE MSCI INDEXES WHICH ARE DETERMINED, COMPOSED AND CALCULATED BY MSCI WITHOUT REGARD TO THE ISHARES MSCI FUNDS OR THE ISSUER OR OWNERS OF THE ISHARES MSCI FUNDS OR ANY OTHER PERSON OR ENTITY. NONE OF THE MSCI PARTIES HAS ANY OBLIGATION TO TAKE THE NEEDS OF THE ISSUER OR OWNERS OF THE ISHARES MSCI FUNDS OR ANY OTHER PERSON



OR ENTITY INTO CONSIDERATION IN DETERMINING, COMPOSING OR CALCULATING THE MSCI INDEXES. NONE OF THE MSCI PARTIES IS RESPONSIBLE FOR OR HAS PARTICIPATED IN THE DETERMINATION OF THE TIMING OF, PRICES AT, OR QUANTITIES OF THE ISHARES MSCI FUNDS TO BE ISSUED OR IN THE DETERMINATION OR CALCULATION OF THE EQUATION BY OR THE CONSIDERATION INTO WHICH THE ISHARES MSCI FUNDS ARE REDEEMABLE. FURTHER, NONE OF THE MSCI PARTIES HAS ANY OBLIGATION OR LIABILITY TO THE ISSUER OR OWNERS OF THE ISHARES MSCI FUNDS OR ANY OTHER PERSON OR ENTITY IN CONNECTION WITH THE ADMINISTRATION, MARKETING OR OFFERING OF THE ISHARES MSCI FUNDS.

ALTHOUGH MSCI SHALL OBTAIN INFORMATION FOR INCLUSION IN OR FOR USE IN THE CALCULATION OF THE MSCI INDEXES FROM SOURCES THAT MSCI CONSIDERS RELIABLE, NONE OF THE MSCI PARTIES WARRANTS OR GUARANTEES THE ORIGINALITY, ACCURACY AND/OR THE COMPLETENESS OF ANY MSCI INDEX OR ANY DATA INCLUDED THEREIN. NONE OF THE MSCI PARTIES MAKES ANY WARRANTY, EXPRESS OR IMPLIED, AS TO RESULTS TO BE OBTAINED BY THE ISSUER OF THE ISHARES MSCI FUNDS, OWNERS OF THE ISHARES MSCI FUNDS, OR ANY OTHER PERSON OR ENTITY, FROM THE USE OF ANY MSCI INDEX OR ANY DATA INCLUDED THEREIN. NONE OF THE MSCI PARTIES SHALL HAVE ANY LIABILITY FOR ANY ERRORS, OMISSIONS OR INTERRUPTIONS OF OR IN CONNECTION WITH ANY MSCI INDEX OR ANY DATA INCLUDED THEREIN. FURTHER, NONE OF THE MSCI PARTIES MAKES ANY EXPRESS OR IMPLIED WARRANTIES OF ANY KIND, AND THE MSCI PARTIES HEREBY EXPRESSLY DISCLAIM ALL WARRANTIES OF MERCHANTABILITY AND FITNESS FOR A PARTICULAR PURPOSE, WITH RESPECT TO EACH MSCI INDEX AND ANY DATA INCLUDED THEREIN. WITHOUT LIMITING ANY OF THE FOREGOING, IN NO EVENT SHALL ANY OF THE MSCI PARTIES HAVE ANY LIABILITY FOR ANY DIRECT, INDIRECT, SPECIAL, PUNITIVE, CONSEQUENTIAL OR ANY OTHER DAMAGES (INCLUDING LOST PROFITS) EVEN IF NOTIFIED OF THE POSSIBILITY OF SUCH DAMAGES.

No purchaser, seller or holder of the iShares MSCI Funds, or any other person or entity, should use or refer to any MSCI trade name, trademark or service mark to sponsor, endorse, market or promote the iShares MSCI Funds without first contacting MSCI to determine whether MSCI's permission is required. Under no circumstances may any person or entity claim any affiliation with MSCI without the prior written permission of MSCI.

"Bloomberg<sup>®</sup>" and the Bloomberg Indexes are service marks of Bloomberg and have been licensed for use for certain purposes by BFA or its affiliates.

The iShares Bloomberg Funds are not sponsored, endorsed, sold or promoted by Bloomberg. Bloomberg does not make any representation or warranty, express or implied, to the owners of or counterparties to the iShares Bloomberg Funds or any member of the public regarding the advisability of investing in securities generally or in the iShares Bloomberg Funds particularly. The only relationship of Bloomberg to BFA or its affiliates is the licensing of certain trademarks, trade names and service marks and of the Bloomberg Indexes, which is determined, composed and calculated by BISL without regard to BFA or its affiliates or the iShares Bloomberg Funds. Bloomberg has no obligation to take the needs of BFA or its affiliates or the owners of the iShares Bloomberg Funds into consideration in determining, composing, or calculating the Bloomberg Indexes. Bloomberg is not responsible for and has not participated in the determination of the timing of, prices at, or quantities of the iShares Bloomberg Funds to be issued. Bloomberg shall not have any obligation or liability, including, without limitation, to iShares Bloomberg Funds customers, in connection with the administration, marketing or trading of the iShares Bloomberg Funds. BLOOMBERG DOES NOT GUARANTEE THE ACCURACY AND/OR THE COMPLETENESS OF THE BLOOMBERG INDEXES OR ANY DATA RELATED THERETO AND SHALL HAVE NO LIABILITY FOR ANY ERRORS, OMISSIONS, OR INTERRUPTIONS THEREIN. BLOOMBERG DOES NOT MAKE ANY WARRANTY, EXPRESS OR IMPLIED, AS TO RESULTS TO BE OBTAINED BY BFA OR ITS AFFILIATES, OWNERS OF THE ISHARES BLOOMBERG FUNDS OR ANY OTHER PERSON OR ENTITY FROM THE USE OF THE BLOOMBERG INDEXES OR ANY DATA RELATED THERETO. BLOOMBERG DOES NOT MAKE ANY EXPRESS OR IMPLIED WARRANTIES AND EXPRESSLY DISCLAIMS ALL WARRANTIES OF MERCHANTABILITY OR FITNESS FOR A PARTICULAR PURPOSE OR USE WITH RESPECT TO THE BLOOMBERG INDEXES OR ANY DATA RELATED THERETO. WITHOUT LIMITING ANY OF THE FOREGOING, TO THE MAXIMUM EXTENT ALLOWED BY LAW, BLOOMBERG, ITS LICENSORS, AND ITS AND THEIR RESPECTIVE EMPLOYEES, CONTRACTORS, AGENTS, SUPPLIERS, AND VENDORS SHALL HAVE NO LIABILITY OR RESPONSIBILITY WHATSOEVER FOR ANY INJURY OR DAMAGES — WHETHER DIRECT, INDIRECT, CONSEQUENTIAL, INCIDENTAL, PUNITIVE OR OTHERWISE — ARISING IN CONNECTION WITH THE ISHARES BLOOMBERG FUNDS OR BLOOMBERG INDEXES OR ANY DATA OR VALUES RELATING THERETO — WHETHER ARISING FROM THEIR NEGLIGENCE OR OTHERWISE, EVEN IF NOTIFIED OF THE POSSIBILITY THEREOF.

The ICE BofA 1-5 Year US Corporate Index, ICE U.S. Treasury 1-3 Year Bond Index, ICE U.S. Treasury 3-7 Year Bond Index, ICE U.S. Treasury 7-10 Year Bond Index, ICE U.S. Treasury 10-20 Year Bond Index, ICE U.S. Treasury 20+ Year Bond Index, ICE BofA US Corporate Index, ICE BofA 5-10 Year US Corporate Index and ICE Short US Treasury Securities Index (collectively, the "ICE Indexes") are service/trade marks of ICE Data Indices, LLC ("ICE Data") or its affiliates ("Interactive Data") and have been licensed for use by BlackRock, Inc. and its affiliates in connection with the iShares 1-5 Year Investment Grade Corporate Bond ETF, iShares 1-3 Year Treasury Bond ETF, iShares 3-7 Year Treasury Bond ETF, iShares 7-10 Year Treasury Bond ETF, iShares 10-20 Year Treasury Bond ETF, iShares 20+ Year Treasury Bond ETF, iShares Broad USD Investment Grade Corporate Bond ETF, iShares 5-10 Year Investment Grade Corporate Bond ETF and iShares Short Treasury Bond ETF (collectively, the "iShares ICE Funds"). Neither BlackRock, Inc., iShares Trust nor the iShares ICE Funds, as applicable, are sponsored, endorsed, sold or promoted by ICE Data and ICE Data makes

no representations or warranties regarding BlackRock, Inc. or the iShares ICE Funds or the ability of the the iShares ICE Funds to track the applicable Index.

ICE DATA MAKES NO EXPRESS OR IMPLIED WARRANTIES, AND HEREBY EXPRESSLY DISCLAIMS ALL WARRANTIES OF MERCHANTABILITY OR FITNESS FOR A PARTICULAR PURPOSE WITH RESPECT TO THE ICE INDEXES OR ANY DATA INCLUDED THEREIN. IN NO EVENT SHALL ICE DATA HAVE ANY LIABILITY FOR ANY SPECIAL, PUNITIVE, DIRECT, INDIRECT, OR CONSEQUENTIAL DAMAGES (INCLUDING LOST PROFITS), EVEN IF NOTIFIED OF THE POSSIBILITY OF SUCH DAMAGES.

# Glossary

---

This glossary contains an explanation of some of the common terms used in this prospectus. For additional information about the Funds, please see the SAI.

**Acquired Fund Fees and Expenses** — a Fund's pro rata share of the fees and expenses incurred indirectly by a Fund as a result of investing in other investment companies.

**Administration Fee** — a fee paid to the administrator for providing administrative services to a Fund.

**Annual Fund Operating Expenses** — expenses that cover the costs of operating a Fund.

**Bloomberg U.S. Aggregate Bond Index** — a broad-based flagship benchmark that measures the investment grade, U.S. dollar-denominated, fixed-rate taxable bond market. The index includes U.S. Treasuries, government-related and corporate securities, mortgage-backed securities (agency fixed-rate pass-throughs), asset-backed securities and commercial mortgage-backed securities (agency and non-agency).

**Bloomberg U.S. Intermediate Credit Bond Index** — measures the investment grade, US dollar-denominated, fixed-rate, taxable corporate and government-related bond markets with a maturity greater than 1 year and less than 10 years. It is composed of the US Corporate Index and a non-corporate component that includes non-US agencies, sovereigns, supranationals and local authorities constrained by maturity.

**Bloomberg U.S. Intermediate Government Bond Index** — includes US dollar-denominated, fixed-rate, nominal US Treasuries and US agency debentures (securities issued by US government owned or government sponsored entities, and debt explicitly guaranteed by the US government) with a maturity greater 1 year and less than 10 years.

**Bloomberg U.S. Long Credit Bond Index** — measures the investment grade, US dollar-denominated, fixed-rate, taxable corporate and government-related bond markets with a maturity greater than 10 years. It is composed of the US Corporate Index and a non-corporate component that includes non-US agencies, sovereigns, supranationals and local authorities constrained by maturity.

**Bloomberg U.S. Long Government Bond Index** — includes US dollar-denominated, fixed-rate, nominal US Treasuries and US agency debentures (securities issued by US government owned or government sponsored entities, and debt explicitly guaranteed by the US government) with a maturity greater than 10 years.

**Bloomberg U.S. Securitized: MBS, ABS and CMBS Index** — measures the performance of residential mortgage backed securities issued by Government Sponsored Enterprises, asset backed securities and commercial mortgage backed securities.

**Distribution Fees** — fees used to support a Fund's marketing and distribution efforts, such as compensating Financial Intermediaries, advertising and promotion.

**LifePath Dynamic Custom Fund Benchmark** — a customized weighted index comprised of different indexes which are representative of the asset classes in which a Fund invests according to their weightings as of the most recent quarter end.

**Management Fee** — a fee paid to BFA for managing a Fund.

**Other Expenses** — include accounting, administration, transfer agency, custody, professional and registration fees.

**Russell 1000® Index** — an index that measures the performance of the large-cap segment of the U.S. equity universe. It is a subset of the Russell 3000® Index and includes approximately 1,000 of the largest securities based on a combination of their market capitalization and current index membership. The Russell 1000® Index represents approximately 93% of the U.S. market.

**Service Fees** — fees used to compensate Financial Intermediaries for certain shareholder servicing activities.

**Shareholder Fees** — fees paid directly by a shareholder, including sales charges that you may pay when you buy or sell shares of a Fund.

[This page intentionally left blank]

[This page intentionally left blank]

[This page intentionally left blank]

[This page intentionally left blank]

# For More Information

---

## **Funds and Service Providers**

---

### **THE FUNDS**

BlackRock Funds III

BlackRock LifePath® Dynamic Retirement Fund

BlackRock LifePath® Dynamic 2025 Fund

BlackRock LifePath® Dynamic 2030 Fund

BlackRock LifePath® Dynamic 2035 Fund

BlackRock LifePath® Dynamic 2040 Fund

BlackRock LifePath® Dynamic 2045 Fund

BlackRock LifePath® Dynamic 2050 Fund

BlackRock LifePath® Dynamic 2055 Fund

BlackRock LifePath® Dynamic 2060 Fund

BlackRock LifePath® Dynamic 2065 Fund

400 Howard Street

San Francisco, California 94105

(800) 537-4942

### **MANAGER**

BlackRock Fund Advisors

400 Howard Street

San Francisco, California 94105

### **SUB-ADVISERS**

BlackRock International Limited

Exchange Place One

1 Semple Street

Edinburgh, EH3 8BL, United Kingdom

BlackRock (Singapore) Limited

20 Anson Road #18-01

079912 Singapore

### **ADMINISTRATOR**

BlackRock Advisors, LLC

100 Bellevue Parkway

Wilmington, Delaware 19809

### **TRANSFER AGENT**

BNY Mellon Investment Servicing (US) Inc.

301 Bellevue Parkway

Wilmington, Delaware 19809

### **INDEPENDENT REGISTERED PUBLIC**

#### **ACCOUNTING FIRM**

PricewaterhouseCoopers LLP

Two Commerce Square

2001 Market Street, Suite 1800

Philadelphia, Pennsylvania 19103

### **ACCOUNTING SERVICES PROVIDER**

State Street Bank and Trust Company

One Lincoln Street

Boston, Massachusetts 02111

### **DISTRIBUTOR**

BlackRock Investments, LLC

50 Hudson Yards

New York, New York 10001

### **CUSTODIAN**

State Street Bank and Trust Company

One Lincoln Street

Boston, Massachusetts 02111

### **COUNSEL**

Sidley Austin LLP

787 Seventh Avenue

New York, New York 10019



## Additional Information

---

### For more information:

This prospectus contains important information you should know before investing, including information about risks. Please read it before you invest and keep it for future reference. More information about the Funds is available at no charge upon request. This information includes:

### Annual/Semi-Annual Reports

These reports contain additional information about each Fund's investments. The annual report describes the Funds' performance, lists portfolio holdings, and discusses recent market conditions, economic trends and Fund investment strategies that significantly affected the Funds' performance for the last fiscal year.

### Statement of Additional Information

A Statement of Additional Information ("SAI"), dated April 28, 2023, has been filed with the Securities and Exchange Commission (the "SEC"). The SAI, which includes additional information about each Fund, may be obtained free of charge, along with each Fund's annual and semi-annual reports, by calling (800) 537-4942. The SAI, as amended and/or supplemented from time to time, is incorporated by reference into this prospectus.

### Questions

If you have any questions about the Funds, please call: (800) 537-4942 (toll-free) 8:00 a.m. to 6:00 p.m. (Eastern time) on any business day.

### World Wide Web

General Fund information and specific Fund performance, including the SAI and annual/semi-annual reports, can be accessed free of charge at [www.blackrock.com/prospectus](http://www.blackrock.com/prospectus). Mutual fund prospectuses and literature can also be requested via this website.

### Written Correspondence

BlackRock Funds III  
P.O. Box 534429  
Pittsburgh, Pennsylvania 15253

### Overnight Mail

BlackRock Funds III  
Attention: 534429  
500 Ross Street 154-0520  
Pittsburgh, Pennsylvania 15262

### Internal Wholesalers/Broker Dealer Support

Available on any business day to support investment professionals. Call: (800) 882-0052.

### Portfolio Characteristics and Holdings

A description of the Funds' policies and procedures related to disclosure of portfolio characteristics and holdings is available in the SAI.

For information about portfolio holdings and characteristics, BlackRock fund shareholders and prospective investors may call (800) 882-0052.

### Securities and Exchange Commission

You may also view and copy public information about a Fund, including the SAI, by visiting the EDGAR database on the SEC's website (<http://www.sec.gov>). Copies of this information can be obtained, for a duplicating fee, by electronic request at the following e-mail address: [publicinfo@sec.gov](mailto:publicinfo@sec.gov).

**You should rely only on the information contained in this prospectus. No one is authorized to provide you with information that is different from information contained in this prospectus.**

The SEC has not approved or disapproved these securities or passed upon the adequacy of this prospectus. Any representation to the contrary is a criminal offense.

INVESTMENT COMPANY ACT FILE # 811-07332