

# iShares Australian Bond Index Fund

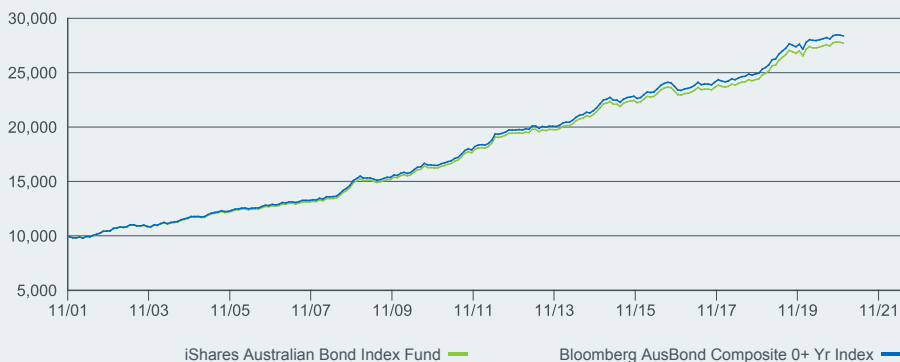
## DECEMBER 2020 FACTSHEET

Performance, Portfolio Breakdowns and Net Assets information as at: 31-Dec-2020. All other data as at 17-Jan-2021.

### FUND OVERVIEW

The Fund aims to provide investors with the performance of the market, before fees, as measured by the Bloomberg AusBond Composite IndexSM.

### GROWTH OF HYPOTHETICAL 10,000



The chart reflects the performance of a hypothetical investment in the fund/share class of AUD10,000 over a specified period in time. The performance of the hypothetical investment is based on the actual past performance of the fund/share class over the specified period. Indexes are unmanaged and one cannot invest directly in an index. The performance quoted represents past performance and does not guarantee future results.

Where the performance quoted reflects performance over a period of less than one year. Performance returns over the short term may not be indicative of long-term performance.

### KEY FACTS

<b>Asset Class</b>	Fixed Income
<b>Unit Class Launch Date</b>	14-Nov-2001
<b>Share Class Currency</b>	Australian Dollar
<b>Total Fund Size (M)</b>	960.50 Australian Dollar
<b>Benchmark</b>	Bloomberg AusBond Composite 0+ Yr Index
<b>Domicile</b>	Australia
<b>APIR Code</b>	BGL0105AU
<b>Distribution Type</b>	Quarterly

### PORTFOLIO MANAGER(S)

Craig Vardy  
Pavel Pospisil

### TOP HOLDINGS (%)

#### Total of Portfolio

Reference to the company names mentioned in this communications is merely for explaining the investment strategy, and should not be construed as investment advice or investment recommendation of those companies.

### PERFORMANCE (%)

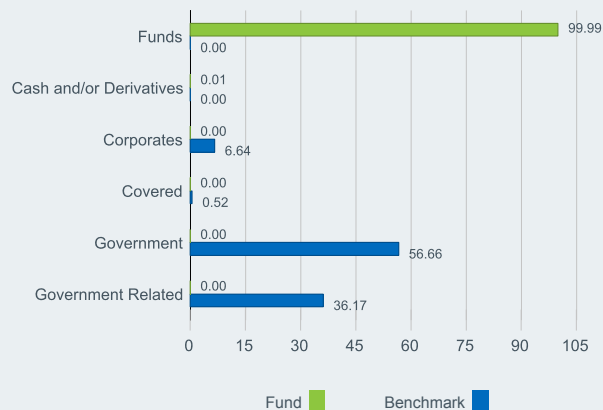
	1m	3m	6m	YTD	1 Year	3 Year	5 Year	Since Inception
Unit Class	-0.28	-0.14	0.93	4.38	4.38	5.29	4.43	5.47
Benchmark	-0.27	-0.10	0.92	4.48	4.48	5.42	4.56	5.60
Outperformance	-0.01	-0.04	0.01	-0.10	-0.10	-0.12	-0.13	-0.13

### CALENDAR YEAR PERFORMANCE (%)

	2020	2019	2018	2017	2016
Unit Class	4.38	7.12	4.41	3.52	2.76
Benchmark	4.48	7.26	4.54	3.66	2.92

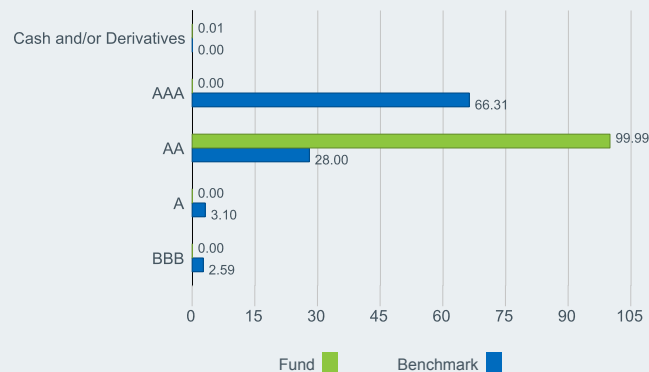
Past performance is not a reliable indicator of future performance. Performance for periods greater than one year is annualised. Performance of the fund/share class is calculated on a **net** returns basis, e.g. after fund management fees and expenses, and assume reinvestment of distributions. For further information, please refer to the disclaimer at the end of this document.

## SECTOR BREAKDOWN (%)



Negative weightings may result from specific circumstances (including timing differences between trade and settlement dates of securities purchased by the funds) and/or the use of certain financial instruments, including derivatives, which may be used to gain or reduce market exposure and/or risk management. Allocations are subject to change.

## CREDIT RATINGS (%)



Allocations are subject to change.

## PORTFOLIO CHARACTERISTICS

Modified Duration	6.13 yrs
Yield to Maturity	0.71%

## FEES AND CHARGES

Annual Management Fee	0.20%
-----------------------	-------



1300 366 100



clientservices.aus@blackrock.com



www.blackrock.com/au

## PERFORMANCE DATA

Performance figures represent past performance. Past performance is not indicative of future performance and current performance may be higher or lower than the performance shown. Net performance figures are calculated after fund management fees and expenses, and assume reinvestment of distributions. Gross performance figures are calculated gross of ongoing fees and expenses. Unless otherwise stated, performance for periods greater than one year is annualised and performance calculated to the last business day of the month. Unless otherwise stated, iShares ETF net performance is calculated on a NAV price basis, while net performance for all other funds is calculated on an exit-to-exit price basis.

## IMPORTANT INFORMATION

Issued by BlackRock Investment Management (Australia) Limited ABN 13 006 165 975, AFSL 230 523 (**BIMAL**). This material provides general information only and does not take into account your individual objectives, financial situation, needs or circumstances. Before making any investment decision, you should therefore assess whether the material is appropriate for you and obtain financial advice tailored to you having regard to your individual objectives, financial situation, needs and circumstances. This material is not a securities recommendation or an offer or solicitation with respect to the purchase or sale of any securities in any jurisdiction. BIMAL is the responsible entity and issuer of units in the Australian domiciled managed investment schemes referred to in this material, including the Australian domiciled iShares ETFs. An iShares ETF is not sponsored, endorsed, issued, sold or promoted by the provider of the index which a particular iShares ETF seeks to track. No index provider makes any representation regarding the advisability of investing in the iShares ETFs. Further information on the index providers can be found in the BIMAL website [terms and conditions](#). Any potential investor should consider the latest product disclosure statement, prospectus or other offer document (**Offer Documents**) before deciding whether to acquire, or continue to hold, an investment in any BlackRock fund. Offer Documents can be obtained by contacting the BIMAL Client Services Centre on 1300 366 100. In some instances Offer Documents are also available on this website. BIMAL, its officers, employees and agents believe that the information in this material and the sources on which the information is based (which may be sourced from third parties) are correct as at the date of publication. While every care has been taken in the preparation of this material, no warranty of accuracy or reliability is given and no responsibility for this information is accepted by BIMAL, its officers, employees or agents. Except where contrary to law, BIMAL excludes all liability for this information. Any investment is subject to investment risk, including delays on the payment of withdrawal proceeds and the loss of income or the principal invested. While any forecasts, estimates and opinions in this material are made on a reasonable basis, actual future results and operations may differ materially from the forecasts, estimates and opinions set out in this material. No guarantee as to the repayment of capital or the performance of any product or rate of return referred to in this material is made by BIMAL or any entity in the BlackRock group of companies. This material may contain links to third party websites. BlackRock does not control and is not responsible for the information contained within these websites. None of these links imply BlackRock's support, endorsement or recommendation of any other company, product or service. No part of this material may be reproduced or distributed in any manner without the prior written permission of BIMAL.

©2021 BlackRock, Inc. All Rights reserved. BLACKROCK, BLACKROCK SOLUTIONS, iSHARES and the stylised i logo are registered and unregistered trademarks of BlackRock, Inc. or its subsidiaries in the United States and elsewhere. All other trademarks are those of their respective owners.

**BLACKROCK®**