BlackRock Global Hedged Listed Infrastructure Fund

Class D Australian Dollar

Australia Funds

BlackRock

September 2026

Performance, Portfolio Breakdowns and Net Assets information as at: 30-Sep-2026.

FUND OVERVIEW

The Fund aims to achieve superior investment performance through providing returns that exceed those of the FTSE Developed Core Infrastructure 50/50 100% Hedged to AUD Net Tax Index (Benchmark), before fees, over rolling 3-year periods.

GROWTH OF HYPOTHETICAL 10,000 AUD SINCE INCEPTION



The chart reflects the performance of a hypothetical investment in the fund/share class of AUD10,000 over a specified period in time. The performance of the hypothetical investment is based on the actual past performance of the fund/share class over the specified period. Performance of the fund/share class is calculated on an exit-to-exit price basis, e.g. after fund management fees and expenses, and assume reinvestment of distributions. The performance quoted represents past performance and does not guarantee future results.

Where the performance quoted reflects performance over a period of less than one year. Performance returns over the short term may not be indicative of long-term performance.

PERFORMANCE (%)

	Cumulative					Annualised		
	1m	3m	6m	YTD	1y	3y	5y	S.I.
Unit Class	-	-	-	-	-	-	-	-
Benchmark	-	-	-	-	-	-	-	-

CALENDAR YEAR PERFORMANCE

	2021	2022	2023	2024	2025
Unit Class	-	-	-	-	-
Benchmark	-	-	-	-	-

Past performance is not a reliable indicator of future performance. Performance figures are calculated net of management fees and expenses and assume reinvestment of distributions. Index performance returns do not reflect any management fees, transaction costs or expenses. Indexes are unmanaged and one cannot invest directly in an index.

KEY FACTS

Asset Class : Equity

Benchmark : FTSE Developed Core Infrastructure 50/50 100% Hedged to AUD Net Tax Index

Fund Inception Date : 30-Sept-2026

Share Class Inception Date : 30-Sept-2026

Fund Base Currency : AUD

Share Class Currency : AUD

Distribution Frequency : -

Fund Size (mil) : 0.00 AUD

Domicile : Australia

ISIN : AU60BLK26006

APIR Code : BLK2600AU

FEES AND CHARGES

Annual Management Fee : 0.88%

PORTFOLIO CHARACTERISTICS

Price to Book Ratio : 2.16x

Price to Earnings Ratio : 20.61x

PORTFOLIO MANAGER(S)

Balfe Morrison

Mathias Domini

BlackRock Global Hedged Listed Infrastructure Fund

Class D Australian Dollar

Australia Funds

BlackRock

Top 10 Holdings

AENA SME SA	5.67%
UNION PACIFIC CORPORATION	5.39%
AMERICAN ELECTRIC POWER COMPANY INC	5.05%
TC ENERGY CORP	4.51%
XCEL ENERGY INC	4.22%
ENTERGY CORP	3.79%
PPL CORPORATION	3.46%
TRANSURBAN GROUP	3.42%
THE WILLIAMS COMPANIES INC	3.29%
CANADIAN PACIFIC KANSAS CITY	3.26%
Total of Portfolio	**42.06%**

*Refer to disclaimer below for more information.

SECTOR BREAKDOWN (%)

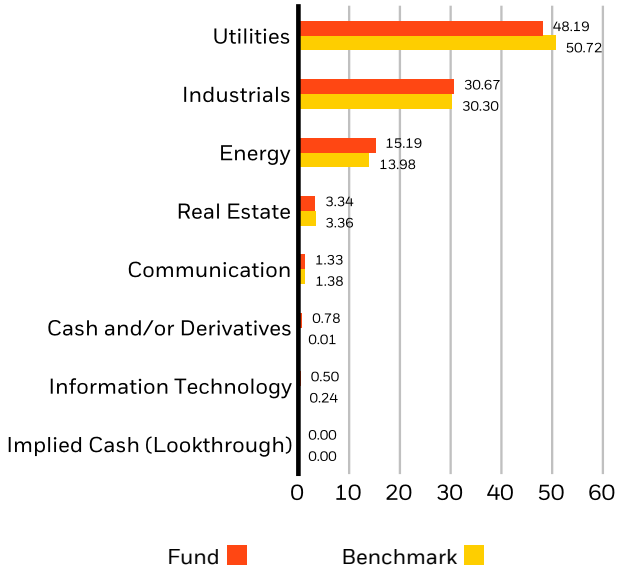

Negative weightings may result from specific circumstances (including timing differences between trade and settle dates of securities purchased by the funds) and/or the use of certain financial instruments, including derivatives, which may be used to gain or reduce market exposure and/or risk management. Allocations are subject to change.

GEOGRAPHIC BREAKDOWN (%)

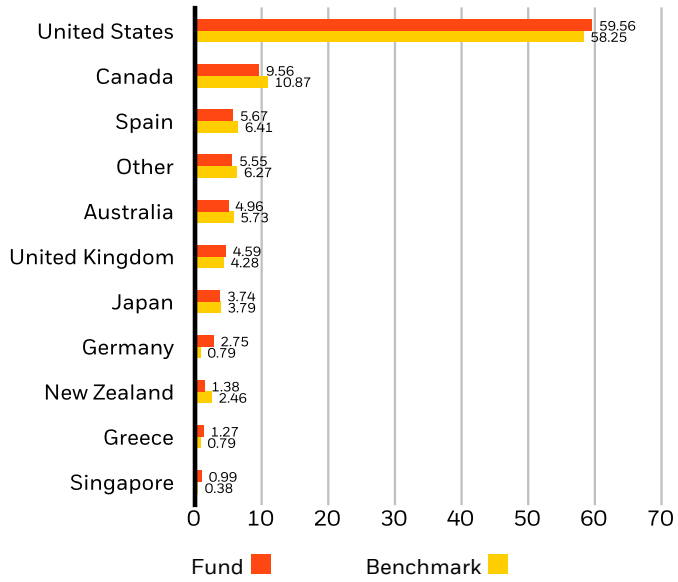

Allocations are subject to change. **Source:** BlackRock

Contact Us
For AU: 1300 366 100 • www.blackrock.com/au • clientservices.aus@blackrock.com

IMPORTANT INFORMATION:

Unless otherwise specified, all information as of 23-Oct-2026.

Performance data
Performance figures represent past performance and are not indicative of future performance. Current performance may be higher or lower than that shown. Net performance figures are calculated after fund management fees and expenses, and assume reinvestment of distributions. Unless otherwise stated, net performance for iShares ETFs is calculated on a NAV price basis, while net performance for all other funds is calculated on an exit-to-exit price basis. Gross performance figures are calculated gross of ongoing fees and expenses. Unless otherwise stated, performance for periods greater than one year is annualised and performance calculated to the last business day of the month.

HOLDING DATA
Holdings displayed are at the point in time shown and are subject to change.
Holdings may include unsettled trades. For funds that invest substantially in an underlying fund, the direct holdings of that underlying fund are displayed. The base currency of the underlying fund is a foreign currency that has been converted into Australian Dollars for illustrative purposes only.
Notional value represents the market value of the securities held by the fund at the given date. The notional value of a futures contract is the face value of these futures contract as at the given date.
Total allocation percentages may not equal 100% due to rounding or omissions of holdings of less than 1%. Information on certain fund holdings of less than 1% may not be widely available and may not be included in the table of holdings shown'.
Holdings data is for the purpose of explaining investment strategy and should not be construed as investment advice or a recommendation to invest in those companies, issuers or funds.

IMPORTANT INFORMATION

BlackRock Funds including iShares ETFs cover a broad range of asset classes, risk profiles and investment outcomes. To understand the appropriateness of these Funds for your investment objective, please visit our product webpages.

Issued by BlackRock Investment Management (Australia) Limited ABN 13 006 165 975, AFSL 230 523 (BIMAL).

This material provides general advice only and does not take into account your individual objectives, financial situation, needs or circumstances. Before making any investment decision, you should assess whether the material is appropriate for you and obtain financial advice tailored to you having regard to your individual objectives, financial situation, needs and circumstances. Refer to BIMAL's Financial Services Guide on its website for more information. This material is not a financial product recommendation or an offer or solicitation with respect to the purchase or sale of any financial product in any jurisdiction.

Information provided is for illustrative and informational purposes and is subject to change. It has not been approved by any regulator.

This material is not intended for distribution to, or use by, any person or entity in any jurisdiction or country where such distribution or use would be contrary to local law or regulation. BIMAL is a part of the global BlackRock Group which comprises of financial product issuers and investment managers around the world. BIMAL is the issuer of financial products and acts as an investment manager in Australia.

For BIMAL Schemes: BIMAL is the responsible entity and issuer of units in the Australian domiciled managed investment schemes referred to in this material, including the Australian domiciled iShares ETFs. Any potential investor should consider the latest product disclosure statement (PDS) before deciding whether to acquire, or continue to hold, an investment in any BlackRock fund. BlackRock has also issued a target market determination (TMD) that describes the class of consumers that comprises the target market for each BlackRock fund and matters relevant to their distribution and review. The PDS and the TMD can be obtained by contacting the BIMAL Client Services Centre on 1300 366 100. In some instances the PDS and the TMD are also available on the BIMAL website at www.blackrock.com/au. An iShares ETF is not sponsored, endorsed, issued, sold or promoted by the provider of the index which a particular iShares ETF seeks to track. No index provider makes any representation regarding the advisability of investing in the iShares ETFs. Further information on the index providers can be found in the BIMAL website terms and conditions at www.blackrock.com/au.

BIMAL, its officers, employees and agents believe that the information in this material and the sources on which it is based (which may be sourced from third parties) are correct as at the date of publication. While every care has been taken in the preparation of this material, no warranty of accuracy or reliability is given and no responsibility for the information is accepted by BIMAL, its officers, employees or agents. Except where contrary to law, BIMAL excludes all liability for this information.

Any investment is subject to investment risk, including delays on the payment of withdrawal proceeds and the loss of income or the principal invested. While any forecasts, estimates and opinions in this material are made on a reasonable basis, actual future results and operations may differ materially from the forecasts, estimates and opinions set out in this material. No guarantee as to the repayment of capital or the performance of any product or rate of return referred to in this material is made by BIMAL or any entity in the BlackRock group of companies.

No part of this material may be reproduced or distributed in any manner without the prior written permission of BIMAL.

© 2026 BlackRock, Inc. or its affiliates. All Rights reserved. BLACKROCK, BLACKROCK SOLUTIONS, ALADDIN, iSHARES and the stylised i logo are registered and unregistered trademarks of BlackRock, Inc. or its affiliates. All other trademarks are those of their respective owners.

Contact Us

For AU: 1300 366 100 • www.blackrock.com/au • clientservices.aus@blackrock.com