

**PASSIVE**

**SWDA**

# iShares Core MSCI World UCITS ETF

## U.S. Dollar (Accumulating)

### iShares III plc

**iShares**  
by BlackRock

**April 2026**

Performance, Portfolio Breakdowns and Net Assets information as at: 30-Apr-2026. All other data as at 08-May-2026.  
For qualified investors and qualified clients only.

#### FUND OVERVIEW

The Fund seeks to track the performance of an index composed of companies from developed countries.

#### KEY BENEFITS

1. Diversified exposure to developed companies
2. Direct investment in a broad range of developed world companies
3. International market exposure

#### RISK INDICATOR

##### Lower Risk

Potentially Lower Rewards

##### Higher Risk

Potentially Higher Rewards



**CAPITAL AT RISK:** The value of investments and the income from them can fall as well as rise and are not guaranteed. Investors may not get back the amount originally invested.

#### KEY RISKS:

- The value of equities and equity-related securities can be affected by daily stock market movements. Other influential factors include political, economic news, company earnings and significant corporate events.
- Counterparty Risk: The insolvency of any institutions providing services such as safekeeping of assets or acting as counterparty to derivatives or other instruments, may expose the Share Class to financial loss.

#### Product Information

**ISIN :** IE00B4L5Y983

**Share Class Launch Date :** 25-Sep-2009

**Share Class Currency :** USD

**Total Expense Ratio :** 0.20%

**Use of Income :** Accumulating

**Net Assets of Share Class (M) :** 136,721.25 USD

#### KEY FACTS

**Asset Class :** Equity

**Benchmark :** MSCI World Index (Net)

**Fund Launch Date :** 25-Sep-2009

**Net Assets of Fund (M) :** 140,470.16 USD

**SFDR Classification :** Other

**Domicile :** Ireland

**Methodology :** Optimised

**Issuing Company :** iShares III plc

**Product Structure :** Physical

#### PORTFOLIO CHARACTERISTICS

**Price to Book Ratio :** 3.86x

**Price to Earnings Ratio :** 24.98x

**3y Beta :** 1.00

**Number of Holdings :** 1,309

Please refer to the Glossary for more details.

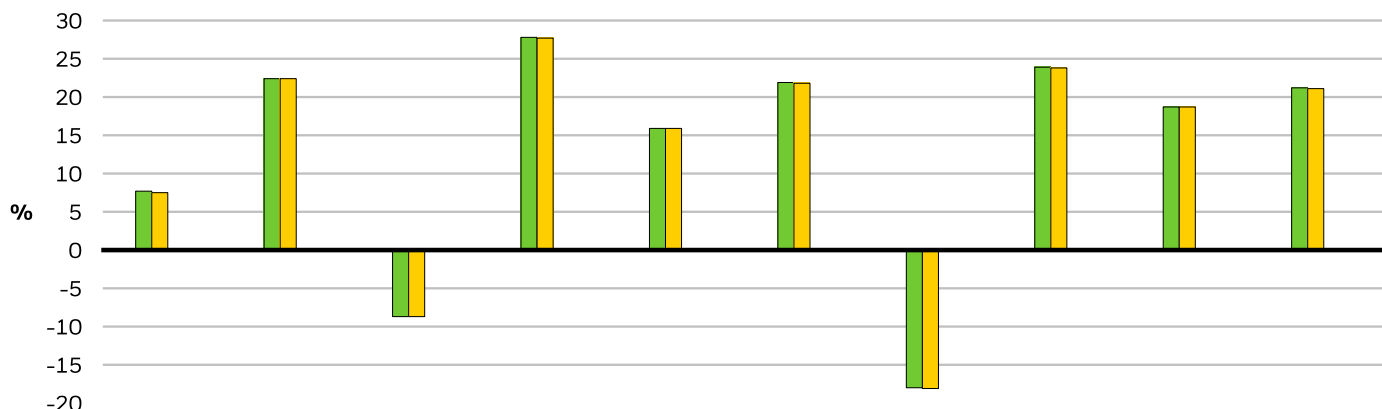
# iShares Core MSCI World UCITS ETF

## U.S. Dollar (Accumulating)

### iShares III plc

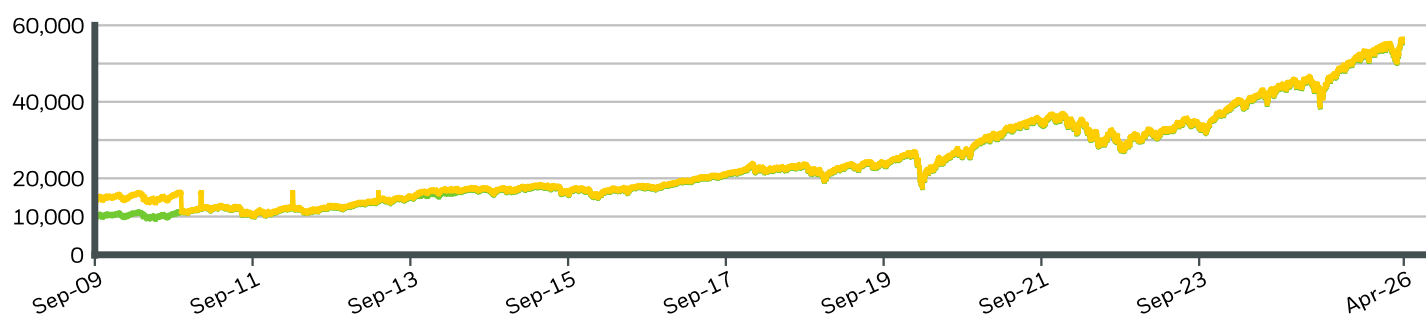
**iShares**  
by BlackRock

#### CALENDAR YEAR PERFORMANCE



|             | 2016 | 2017  | 2018  | 2019  | 2020  | 2021  | 2022   | 2023  | 2024  | 2025  |
|-------------|------|-------|-------|-------|-------|-------|--------|-------|-------|-------|
| Share Class | 7.73 | 22.45 | -8.65 | 27.76 | 15.95 | 21.90 | -18.03 | 23.86 | 18.70 | 21.16 |
| Benchmark   | 7.51 | 22.40 | -8.71 | 27.67 | 15.90 | 21.82 | -18.14 | 23.79 | 18.67 | 21.09 |

#### GROWTH OF HYPOTHETICAL 10,000 USD SINCE INCEPTION



#### CUMULATIVE & ANNUALISED PERFORMANCE

|             | CUMULATIVE (%) |      |      |      |       | ANNUALISED (% p.a.) |       |                 |
|-------------|----------------|------|------|------|-------|---------------------|-------|-----------------|
|             | 1m             | 3m   | 6m   | YTD  | 1y    | 3y                  | 5y    | Since Inception |
| Share Class | 9.59           | 3.38 | 6.85 | 5.69 | 29.22 | 19.75               | 11.36 | 10.95           |
| Benchmark   | 9.59           | 3.36 | 6.83 | 5.68 | 29.16 | 19.70               | 11.29 | 10.99           |

The figures shown relate to past performance. Past performance is not a reliable indicator of current or future performance and should not be the sole factor of consideration when selecting a product or strategy. Share Class and Benchmark performance displayed in USD, hedged share class benchmark performance is displayed in USD. Performance is shown on a Net Asset Value (NAV) basis, with gross income reinvested where applicable. The return of your investment may increase or decrease as a result of currency fluctuations if your investment is made in a currency other than that used in the past performance calculation. **Source:** BlackRock

■ Share Class iShares Core MSCI World UCITS ETF U.S. Dollar (Accumulating)  
■ Benchmark MSCI World Index (Net)

# iShares Core MSCI World UCITS ETF

## U.S. Dollar (Accumulating)

### iShares III plc



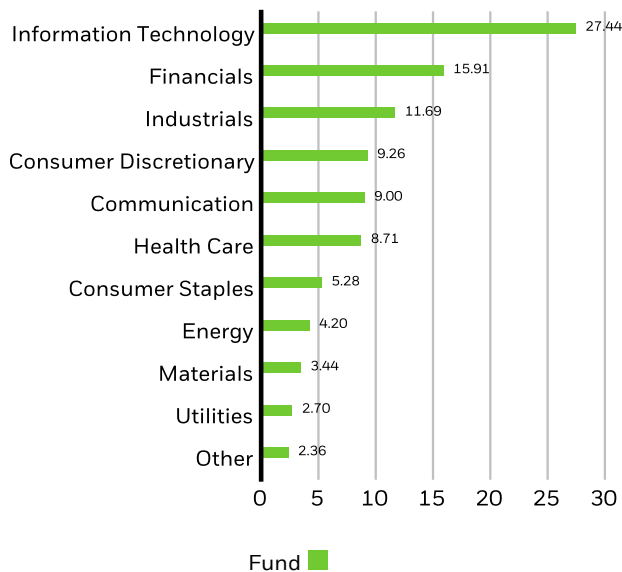
#### Top 10 Holdings

|                            |       |
|----------------------------|-------|
| NVIDIA CORP                | 5.54% |
| APPLE INC                  | 4.55% |
| MICROSOFT CORP             | 3.29% |
| AMAZON.COM INC             | 2.91% |
| ALPHABET INC CLASS A       | 2.56% |
| BROADCOM INC               | 2.15% |
| ALPHABET INC CLASS C       | 2.12% |
| META PLATFORMS INC CLASS A | 1.52% |
| TESLA INC                  | 1.23% |
| JPMORGAN CHASE & CO        | 0.97% |

**Total of Portfolio** **26.84%**

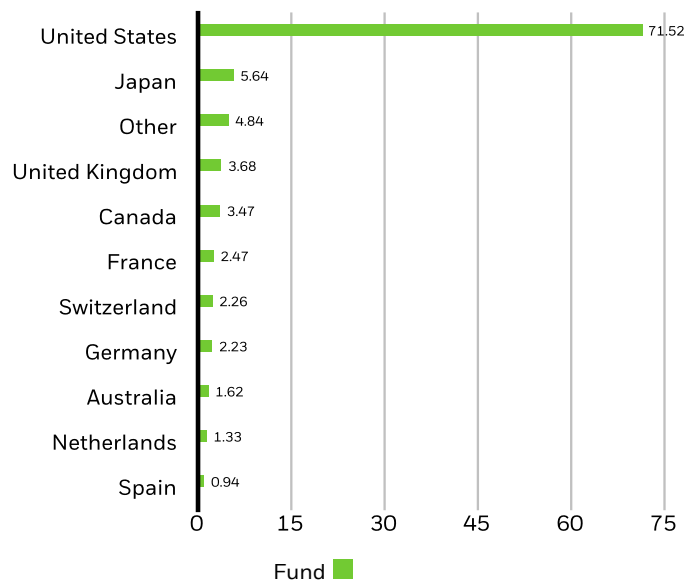
Holdings are subject to change.

#### SECTOR BREAKDOWN (%)



Allocations are subject to change. **Source:** BlackRock

#### GEOGRAPHIC BREAKDOWN (%)



Geographic exposure relates principally to the domicile of the issuers of the securities held in the product, added together and then expressed as a percentage of the product's total holdings. However, in some instances it can reflect the location where the issuer of the securities carries out much of their business.

#### TRADING INFORMATION

|                  |                       |                    |                       |
|------------------|-----------------------|--------------------|-----------------------|
| Exchange         | London Stock Exchange | Euronext Amsterdam | Deutsche Boerse Xetra |
| Ticker           | SWDA                  | IWDA               | EUNL                  |
| Bloomberg Ticker | SWDA LN               | IWDA NA            | EUNL GY               |
| RIC              | SWDA.L                | IWDA.AS            | EUNL.DE               |
| SEDOL            | B4L60Z9               | B4T3L26            | B91LRF8               |
| Listing Currency | GBP                   | EUR                | EUR                   |

This product is also listed on: Bolsa Mexicana De Valores, Santiago Stock Exchange, Borsa Italiana, SIX Swiss Exchange

# iShares Core MSCI World UCITS ETF

## U.S. Dollar (Accumulating)

### iShares III plc

**iShares**  
by BlackRock

#### GLOSSARY

**SFDR Classification: Article 8:** Products that promote environmental or social characteristics and promote good governance practices.

**Article 9:** Products that have sustainable investments as an objective and follow good governance practices. **Other:** Products that do not meet the criteria to be classified as Article 8 or 9.

**Price to Earnings:** A valuation ratio of a company's current share price compared to its per-share earnings in the current forecast year, calculated as current share price divided by current earnings per share.

**Price to Book Ratio:** represents the ratio of the current closing price of the share to the latest quarter's book value per share.

#### IMPORTANT INFORMATION:

**This material is for distribution to Professional, Qualified Clients and Investors only.**

**In the European Economic Area (EEA):** this is Issued by BlackRock (Netherlands) B.V. is authorised and regulated by the Netherlands Authority for the Financial Markets. Registered office Amstelplein 1, 1096 HA, Amsterdam, Tel: 020 – 549 5200, Tel: 31-20-549-5200. Trade Register No. 17068311 For your protection telephone calls are usually recorded. For Ireland and only in relation to Per Se Professionals and/or Eligible Counterparties (i.e., Professional Investors), this may also be issued by BlackRock Investment Management (UK) Limited, authorised and regulated by the Financial Conduct Authority. Registered office: 12 Throgmorton Avenue, London, EC2N 2DL. Tel: + 44 (0)20 7743 3000. Registered in England and Wales No. 02020394. For your protection telephone calls are usually recorded. Please refer to the Financial Conduct Authority website for a list of authorised activities conducted by BlackRock.

**In the UK and Non-European Economic Area (EEA) countries (excluding Switzerland):** this is Issued by BlackRock Investment Management (UK) Limited, authorised and regulated by the Financial Conduct Authority. Registered office: 12 Throgmorton Avenue, London, EC2N 2DL. Tel: + 44 (0)20 7743 3000. Registered in England and Wales No. 02020394. For your protection telephone calls are usually recorded. Please refer to the Financial Conduct Authority website for a list of authorised activities conducted by BlackRock.

This is Marketing Material. iShares plc, iShares II plc, iShares III plc, iShares IV plc, iShares V plc, iShares VI plc and iShares VII plc (together 'the Companies') are open-ended investment companies with variable capital having segregated liability between their funds organised under the laws of Ireland and authorised by the Central Bank of Ireland. The Prospectus (Available in French, German, Polish and English Languages) Key Investor Information document (UK only), PRIIPs KID and further information about the Fund and the Share Class, such as details of the key underlying investments of the Share Class and share prices, is available on the iShares website at [www.ishares.com](http://www.ishares.com) or by calling +44 (0)845 357 7000 or from your broker or financial adviser. The indicative intra-day net asset value of the Share Class is available at <http://deutsche-boerse.com> and/or <http://www.reuters.com>. A UCITS ETF's units / shares that have been acquired on the secondary market cannot usually be sold directly back to the UCITS ETF itself. Investors who are not Authorised Participants must buy and sell shares on a secondary market with the assistance of an intermediary (e.g. a stockbroker) and may incur fees and additional taxes in doing so. In addition, as the market price at which the Shares are traded on the secondary market may differ from the Net Asset Value per Share, investors may pay more than the then current Net Asset Value per Share when buying shares and may receive less than the current Net Asset Value per Share when selling them. UCITS HAVE NO GUARANTEED RETURN AND PAST PERFORMANCE DOES NOT GUARANTEE THE FUTURE ONES

**This document is marketing material and will expire 12 months after issue**

In Israel: BlackRock Investment Management (UK) Limited ("BlackRock") is not licensed and is not insured as required under Israel's Regulation of Investment Advice, Investment Marketing and Portfolio Management Law, 5755-1995 (the "Investment Advice Law"). In addition, The Fund and Fund Manager are not subject to the laws and regulations to which Israeli mutual funds are subject to. This document has not been approved by the Israel Securities Authority and will only be distributed to Israeli residents in a manner that will not constitute "an offer to the public" under sections 15 and 15a of the Israel Securities Law, 5728-1968 (the "Securities Law") or section 25 of the Joint Investment Trusts Law 5754-1994, as applicable. Investment in the products mentioned in this document is subject to the risks described in the fund prospectus (including the risk of loss of investment funds). The fund's past returns do not guarantee similar returns in the future. For a concise description of the unique risks for the products mentioned in this document, see the above risk section. This document may not be reproduced or used for any other purpose, nor be furnished to any other person other than those to whom copies have been sent. Nothing in this document should be considered investment advice or investment marketing as defined in the Investment Advice Law. Accordingly, the content of this publication does not replace and should not serve as substitution for Investment Advice or Investment Marketing that takes into account the special characteristics and needs of each Investor. This document does not constitute an offer to sell or solicitation of an offer to buy any securities, nor does it constitute an offer to sell to or solicitation of an offer to buy from any person or persons in any state or other jurisdiction in which such offer or solicitation would be unlawful, or in which the person making such offer or solicitation is not qualified to do so, or to a person or persons to whom it is unlawful to make such offer or solicitation. Furthermore, although BlackRock invests reasonable efforts to ensure the accuracy of the data presented in this document, it does not guarantee their accuracy, is not responsible for it, and should not be relied upon when making an investment decision. Therefore, investors considering investing in the product mentioned in this document are encouraged to review the complete regulatory documentation of each product they consider purchasing, and consult their own professional advisers. BlackRock could have a direct or indirect benefit from investments made by investors in Israel in the products mentioned in this document, or in other products managed by third parties with whom BlackRock is involved in a business contract. In particular, BlackRock manages the foreign funds mentioned in this document, and therefore derives a benefit from investments of Israeli investors in them (inter alia, by charging a "management fee" as specified in the prospectus and in the Annex to the prospectuses of such funds). Therefore, BlackRock has a "Connection" to such products, might have a personal interest in their sale, and might prefer such products over other products. Accordingly, any advice BlackRock provides, is considered, for the purpose of the Investment Advice Law, as Investment Marketing (and not Investment Advising). The complete and updated information regarding the names of such asset managers to the products of which BlackRock has a "connection" (and the types of products issued by each one) is available upon request.

This document is not, and under no circumstances is to be construed as an advertisement or any other step in furtherance of a public offering of shares in the United States or Canada. This document is not aimed at persons who are resident in the United States, Canada or any province or territory thereof, where the companies/securities are not authorised or registered for distribution and where no prospectus has been filed with any securities commission or regulatory authority. The companies/securities may not be acquired or owned by, or acquired with the assets of, an ERISA Plan.

Any research in this document has been procured and may have been acted on by BlackRock for its own purpose. The results of such research are being made available only incidentally. The views expressed do not constitute investment or any other advice and are subject to change. They do not necessarily reflect the views of any company in the BlackRock Group or any part thereof and no assurances are made as to their accuracy

This document is for information purposes only and does not constitute an offer or invitation to anyone to invest in any BlackRock funds and has

**IMPORTANT INFORMATION:**

not been prepared in connection with any such offer.

© 2026 BlackRock, Inc. All Rights reserved. BLACKROCK, BLACKROCK SOLUTIONS, and iSHARES are trademarks of BlackRock, Inc. or its affiliates All other trademarks are those of their respective owners