

Performance, Portfolio Breakdowns and Net Assets information as at: 28-Feb-2023. All other data as at 09-Mar-2023.

For Sophisticated Investors Only

FUND OVERVIEW

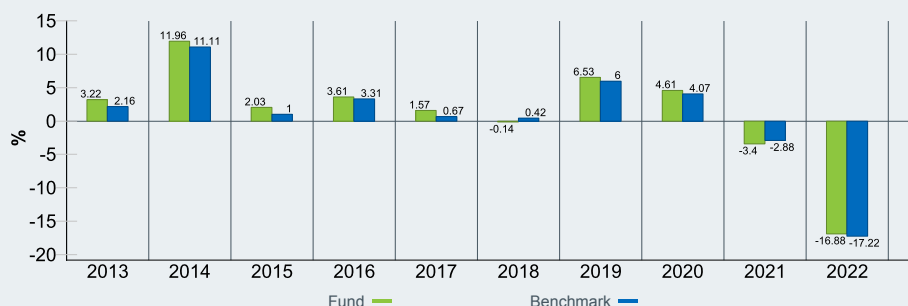
The Fund aims to maximise the return on your investment through a combination of capital growth and income on the Fund's assets. The Fund invests at least 80% of its total assets in fixed income securities. At least 70% of the Fund's total assets will be invested in securities that are denominated in euro.

GROWTH OF HYPOTHETICAL 10,000



Past performance is not a guide to future performance and should not be the sole factor of consideration when selecting a product. The value of the investments may go up or down and the investor may not get back the amount invested. Performance is shown on a net asset value basis, with gross income reinvested, in the currency indicated in the chart. Performance is shown net of fees.

12 MONTH PERFORMANCE PERIODS



Share Class performance is calculated on a Net Asset Value (NAV) basis, with income reinvested, in Euro, net of fees. Benchmark performance displayed in EUR.

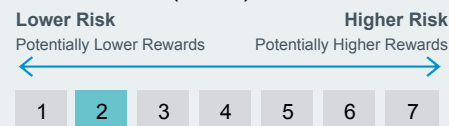
Key Risks:

All financial investments involve an element of risk. Therefore, the value of your investment and the income from it will vary and your initial investment amount cannot be guaranteed. The fund invests in fixed interest securities issued by companies which, compared to bonds issued or guaranteed by governments, are exposed to greater risk of default in the repayment of the capital provided to the company or interest payments due to the fund. The fund invests in fixed interest securities issued by companies which, compared to bonds issued or guaranteed by governments, are exposed to greater risk of default in the repayment of the capital provided to the company or interest payments due to the fund.

(Continued on page 2)

Capital at risk. All financial investments involve an element of risk. Therefore, the value of your investment and the income from it will vary and your initial investment amount cannot be guaranteed.

SYNTHETIC RISK & REWARD INDICATOR (SRRI)



KEY FACTS

Asset Class	Fixed Income
Morningstar Category	EUR Diversified Bond
Inception Date	31-Mar-1994
Share Class Launch Date	26-Jul-2011
Fund Base Currency	EUR
Share Class Currency	EUR
Total Fund Size (Million)	2,946.88 EUR
Benchmark	BBG Euro Aggregate 500+ (EUR)
Domicile	Luxembourg
Fund Type	UCITS
ISIN	LU0368229703
Bloomberg Ticker	BGBE12
Distribution Frequency	None
Minimum Initial Investment	10,000,000 USD*
Management Company	BlackRock (Luxembourg) S.A.

* or currency equivalent

PORTFOLIO MANAGER(S)

Ronald van Loon
Michael Krautzberger

TOP HOLDINGS (%)

FRANCE (REPUBLIC OF) 2.25 05/25/2024	1.53
ITALY (REPUBLIC OF) 4 04/30/2035	1.31
FRANCE (REPUBLIC OF) 0.75 02/25/2028	1.23
FRANCE (REPUBLIC OF) 0 02/25/2027	0.95
BANK OF NOVA SCOTIA RegS 0.01 09/14/2029	0.92
BELGIUM (KINGDOM OF) 1.25 04/22/2033	0.85
SPAIN (KINGDOM OF) 0.8 07/30/2029	0.81
FRANCE (REPUBLIC OF) 0.5 05/25/2040	0.76
SPAIN (KINGDOM OF) 3.15 04/30/2033	0.76
SANTANDER UK GROUP HOLDINGS PLC	
MTN RegS 3.53 08/25/2028	0.73
Total of Portfolio	9.85

Holdings subject to change

RATINGS



Key Risks Continued:

The fund invests in fixed interest securities such as corporate or government bonds which pay a fixed or variable rate of interest (also known as the 'coupon') and behave similarly to a loan. These securities are therefore exposed to changes in interest rates which will affect the value of any securities held. These securities have similar characteristics to corporate bonds but carry greater risk as the details of the underlying loans is unknown, although loans with similar terms are typically packaged together. The stability of returns from ABS are not only dependent on changes in interest-rates but also changes in the repayments of the underlying loans as a result of changes in economic conditions or the circumstances of the holder of the loan. These securities can therefore be more sensitive to economic events, may be subject to severe price movements and can be more difficult and/or more expensive to sell in difficult markets. The fund(s) may invest in structured credit products such as asset backed securities ('ABS') which pool together mortgages and other debts into single or multiple series credit products which are then passed on to investors, normally in return for interest payments based on the cash flows from the underlying assets.

SECTOR BREAKDOWN (%)

	Fund	Benchmark	Active
Government	28.73	55.62	-26.90
Corporates	25.98	19.41	6.57
Government Related	18.45	18.29	0.16
Covered	16.81	6.67	10.14
Cash and/or Derivatives	5.83	0.00	5.83
Securitized	4.21	0.01	4.20

Negative weightings may result from specific circumstances (including timing differences between trade and settlement dates of securities purchased by the funds) and/or the use of certain financial instruments, including derivatives, which may be used to gain or reduce market exposure and/or risk management. Allocations are subject to change.

PORTFOLIO CHARACTERISTICS

Effective Duration (years)	6.63
Nominal Weighted Average Life (WAL)	7.39 yrs
Yield to Worst (%)	3.54

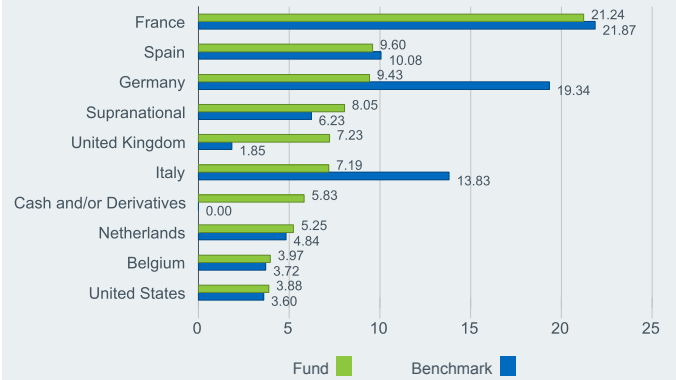
FEES AND CHARGES

Max Initial Charge	0.00%
Exit Fee	0.00%
Ongoing Charge	0.47%
Performance Fee	0.00%

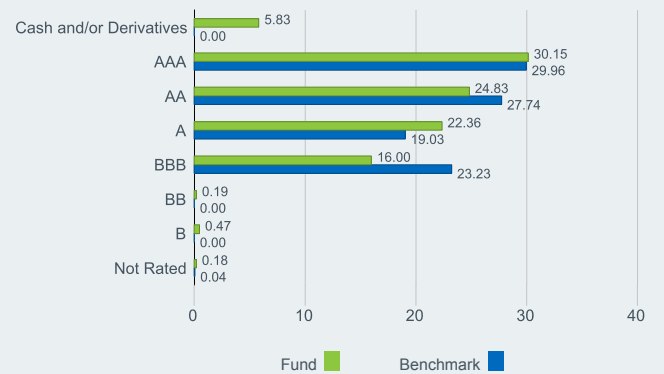
DEALING INFORMATION

Settlement	Trade Date + 3 days
Dealing Frequency	Daily, forward pricing basis

GEOGRAPHIC BREAKDOWN (%)



CREDIT RATINGS (%)



SUSTAINABILITY CHARACTERISTICS

Sustainability Characteristics can help investors integrate non-financial, sustainability considerations into their investment process. These metrics enable investors to evaluate funds based on their environmental, social, and governance (ESG) risks and opportunities. This analysis can provide insight into the effective management and long-term financial prospects of a fund.

The metrics below have been provided for transparency and informational purposes only. The existence of an ESG rating is not indicative of how or whether ESG factors will be integrated into a fund. The metrics are based on MSCI ESG Fund Ratings and, unless otherwise stated in fund documentation and included within a fund's investment objective, do not change a fund's investment objective or constrain the fund's investable universe, and there is no indication that an ESG or Impact focused investment strategy or exclusionary screens will be adopted by a fund. For more information regarding a fund's investment strategy, please see the fund's prospectus.

MSCI ESG Fund Rating (AAA-CCC)	AA	MSCI ESG Quality Score (0-10)	7.67
MSCI ESG Quality Score - Peer Percentile	68.15%	MSCI ESG % Coverage	92.48%
Fund Lipper Global Classification	Bond EUR	MSCI Weighted Average Carbon Intensity (Tons CO2E/\$M SALES)	74.46
Funds in Peer Group	292		

All data is from MSCI ESG Fund Ratings as of **06-Jan-2023**, based on holdings as of **31-Jul-2022**. As such, the fund's sustainable characteristics may differ from MSCI ESG Fund Ratings from time to time.

To be included in MSCI ESG Fund Ratings, 65% of the fund's gross weight must come from securities covered by MSCI ESG Research (certain cash positions and other asset types deemed not relevant for ESG analysis by MSCI are removed prior to calculating a fund's gross weight; the absolute values of short positions are included but treated as uncovered), the fund's holdings date must be less than one year old, and the fund must have at least ten securities. For newly launched funds, sustainability characteristics are typically available 6 months after launch.

ESG GLOSSARY:

MSCI ESG Fund Rating (AAA-CCC): The MSCI ESG Rating is calculated as a direct mapping of ESG Quality Scores to letter rating categories (e.g. AAA = 8.6-10). The ESG Ratings range from leader (AAA, AA), average (A, BBB, BB) to laggard (B, CCC).

MSCI ESG Quality Score - Peer Percentile: The fund's ESG Percentile compared to its Lipper peer group.

Fund Lipper Global Classification: The fund peer group as defined by the Lipper Global Classification.

Funds in Peer Group: The number of funds from the relevant Lipper Global Classification peer group that are also in ESG coverage.

MSCI ESG Quality Score (0-10): The MSCI ESG Quality Score (0 - 10) for funds is calculated using the weighted average of the ESG scores of fund holdings. The Score also considers ESG Rating trend of holdings and the fund exposure to holdings in the laggard category. MSCI rates underlying holdings according to their exposure to industry specific ESG risks and their ability to manage those risks relative to peers.

MSCI ESG % Coverage: Percentage of the fund's holdings for which the MSCI ESG ratings data is available. The MSCI ESG Fund Rating, MSCI ESG Quality Score, and MSCI ESG Quality Score - Peer Percentile metrics are displayed for funds with at least 65% coverage.

MSCI Weighted Average Carbon Intensity (Tons CO2E/\$M SALES): Measures a fund's exposure to carbon intensive companies. This figure represents the estimated greenhouse gas emissions per \$1 million in sales across the fund's holdings. This allows for comparisons between funds of different sizes.

MSCI Weighted Average Carbon Intensity % Coverage: Percentage of the fund's holdings for which MSCI Carbon Intensity data is available. The MSCI Weighted Average Carbon Intensity metric is displayed for funds with any coverage. Funds with low coverage may not fully represent the fund's carbon characteristics given the lack of coverage.

IMPORTANT INFORMATION:

Certain information contained herein (the "Information") has been provided by MSCI ESG Research LLC, a RIA under the Investment Advisers Act of 1940, and may include data from its affiliates (including MSCI Inc. and its subsidiaries ("MSCI")), or third party suppliers (each an "Information Provider"), and it may not be reproduced or disseminated in whole or in part without prior written permission. The Information has not been submitted to, nor received approval from, the US SEC or any other regulatory body. The Information may not be used to create any derivative works, or in connection with, nor does it constitute, an offer to buy or sell, or a promotion or recommendation of, any security, financial instrument or product or trading strategy, nor should it be taken as an indication or guarantee of any future performance, analysis, forecast or prediction. Some funds may be based on or linked to MSCI indexes, and MSCI may be compensated based on the fund's assets under management or other measures. MSCI has established an information barrier between equity index research and certain Information. None of the Information in and of itself can be used to determine which securities to buy or sell or when to buy or sell them. The Information is provided "as is" and the user of the Information assumes the entire risk of any use it may make or permit to be made of the Information. Neither MSCI ESG Research nor any Information Party makes any representations or express or implied warranties (which are expressly disclaimed), nor shall they incur liability for any errors or omissions in the Information, or for any damages related thereto. The foregoing shall not exclude or limit any liability that may not by applicable law be excluded or limited.

GLOSSARY

Effective Duration: A measure of price sensitivity of a bond to changes in interest rates. The Modified Duration of the fund is calculated as the average of the underlying bonds' modified duration values, adjusted to take account of their relative weight (size) within the fund.

Ongoing Charge: is a figure representing all annual charges and other payments taken from the fund.

Quartile Rank: categorises a fund into four equal bands based on their performance over a specified period within the relevant Morningstar's sector. The top or first quartile contains the top 25% of funds, through to the bottom or 4th quartile which contains the bottom 25% of funds.

SRRI: is a value based on the volatility of the fund, which gives an indication of the overall risk and reward profile of the Fund.



+44 (0) 20 7743 33



investor.services@blackrock.com



BlackRock.com

IMPORTANT INFORMATION:

BlackRock Global Funds (BGF) is an open-ended investment company established and domiciled in Luxembourg which is available for sale in certain jurisdictions only. BGF is not available for sale in the U.S. or to U.S. persons. Product information concerning BGF should not be published in the U.S. It is recognised under Section 264 of the Financial Services and Markets Act 2000. BlackRock Investment Management (UK) Limited is the UK distributor of BGF. Most of the protections provided by the UK regulatory system, and the compensation under the Financial Services Compensation Scheme, will not be available. A limited range of BGF sub-funds have a reporting fund status A sterling share class that seeks to comply with UK Reporting Fund Status requirements. Subscriptions in BGF are valid only if made on the basis of the current Prospectus, the most recent financial reports and the Key Investor Information Document, which are available on our website. Prospectuses, Key Investor Information Documents and application forms may not be available to investors in certain jurisdictions where the Fund in question has not been authorised. BlackRock Investment Management (UK) Limited is not licensed under Israel's Regulation of Investment Advice, Investment Marketing and Portfolio Management Law, 5755-1995. No action has been or will be taken in Israel that would permit a public offering or distribution of the Funds mentioned in this document to the public in Israel. The Funds mentioned in this document have not been approved by the Israeli Securities Authority. In addition, the Funds mentioned in this document are not regulated under the provisions of Israel's Joint Investment Trusts law, 5754- 1994 (the "Joint Investment Trusts Law"). This document has not been approved by the Israel Securities Authority and will only be distributed to Israeli residents in a manner that will not constitute "an offer to the public" under sections 15 and 15a of the Israel Securities Law, 5728-1968 (the "Securities Law") or section 25 of the Joint Investment Trusts Law, as applicable. The document is being offered to those categories of investors listed in the First Addendum (the "Addendum") to the Securities Law, ("Institutional Investors"); in all cases under circumstances that will fall within the private placement or other exemptions of the Joint Investment Trusts Law, the Securities Law and any applicable guidelines, pronouncements or rulings issued from time to time by the Israel Securities Authority. This document may not be reproduced or used for any other purpose, nor be furnished to any other person other than those to whom copies have been sent. Nothing in this document should be considered investment advice or investment marketing as defined in the Regulation of Investment Counselling, Investment Marketing and Portfolio Management Law, 5755-1995. This document does not constitute an offer to sell or solicitation of an offer to buy any securities, nor does it constitute an offer to sell to or solicitation of an offer to buy from any person or persons in any state or other jurisdiction in which such offer or solicitation would be unlawful, or in which the person making such offer or solicitation is not qualified to do so, or to a person or persons to whom it is unlawful to make such offer or solicitation. © 2023 BlackRock, Inc. All Rights reserved. BLACKROCK, BLACKROCK SOLUTIONS, iSHARES, BUILD ON BLACKROCK, SO WHAT DO I DO WITH MY MONEY are registered and unregistered trademarks of BlackRock, Inc. or its subsidiaries in the United States and elsewhere. All other trademarks are those of their respective owners. © 2023 Morningstar. All Rights Reserved. The information, data, analyses, and opinions contained herein (1) include the proprietary information of Morningstar, (2) may not be copied or redistributed, (3) do not constitute investment advice offered by Morningstar, (4) are provided solely for informational purposes and therefore are not an offer to buy or sell a security, and (5) are not warranted to be correct, complete, or accurate. Morningstar shall not be responsible for any trading decisions, damages, or other losses resulting from, or related to, this information, data, analyses, or opinions or their use.