

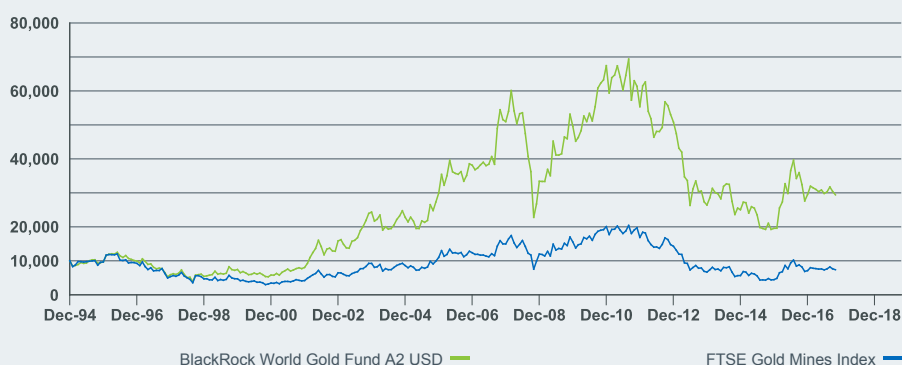
Performance, Top Holdings, Portfolio Breakdowns and Characteristics, and Net Assets as at 31-Oct-2017. All other data as at 09-Nov-2017.

IMPORTANT:

- The Fund's investments in equities could incur significant losses due to fluctuation of equity values. The Fund has a particularly concentrated portfolio and if a particular investment declines in value it may have a more pronounced effect than if the Fund held a larger number of investments. The Fund invests in certain emerging markets that may be subject to additional risks arising from political, economic and market factors. The Fund invests in small-cap company shares which can be more volatile and less liquid than those of larger companies.
- The Fund may use derivatives to hedge market and currency risk and for efficient portfolio management. However, derivatives will not be extensively or primarily used for investment purposes. In an adverse situation, the Fund may suffer significant losses from their derivatives usage for hedging and efficient portfolio management.
- The value of a Fund can be volatile and could go down substantially within a short period of time. It is possible that the certain amount of your investment could be lost.
- Investors should not only base on this marketing material alone to make investment decision.

INVESTMENT OBJECTIVE

BlackRock World Gold Fund seeks to maximise total return. The Fund invests globally at least 70% of its total assets in the equity securities of companies whose predominant economic activity is gold-mining. It may also invest in the equity securities of companies whose predominant economic activity is other precious metal or mineral and base metal or mineral mining. The Fund does not hold physical gold or metal.

GROWTH OF 10,000 SINCE LAUNCH

These figures show as a NAV change of the Fund based on a hypothetical 10,000 investment in the share class.

CUMULATIVE PERFORMANCE

	3 mths	6 mths	YTD	1 Year	2 Years	3 Years	5 Years	Since Launch
Share Class	-2.91%	-3.23%	-0.41%	-9.32%	39.67%	24.42%	-47.17%	194.00%
Benchmark	-3.34%	-2.50%	3.62%	-9.81%	54.51%	36.98%	-54.66%	-26.32%

CALENDAR YEAR PERFORMANCE

	2016	2015	2014	2013	2012
Share Class	50.92%	-21.88%	-5.19%	-48.06%	-8.16%
Benchmark	59.59%	-21.42%	-15.20%	-53.17%	-15.43%

Share class performance is calculated on a Net Asset Value (NAV) basis, with income reinvested, net of fees. Performance is calculated in the relevant share class currency, including ongoing charges and taxes and excluding subscription and redemption fees, if applicable. Benchmark performance displayed in denominated currency and for comparative purpose only. Source: BlackRock. **Past performance is not a guide to future performance and should not be the sole factor of consideration when selecting a product.** Investors may not get back the full amount invested.

RATINGS

Morningstar, Inc. All Rights Reserved.

KEY FACTS

Asset Class	Equity
Morningstar Category	Equity Precious Metals
Inception Date	30-Dec-1994
Share Class Launch Date	30-Dec-1994
Fund Base Currency	USD
Share Class Currency	USD
Fund Size (mil)	4,583.62 USD
Benchmark	FTSE Gold Mines Index
Domicile	Luxembourg
Fund Type	UCITS
ISIN	LU0055631609
Bloomberg Index Ticker	MIGGMFI
Distribution Frequency	Non-Distributing

PORTFOLIO MANAGERS

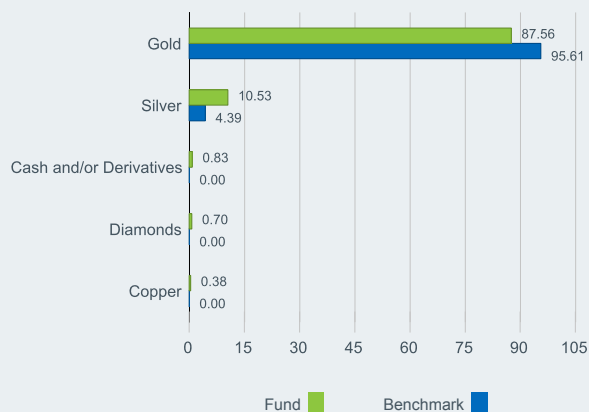
Evyr Hambro (Since: 01 Jan 2002)
Tom Holl (Since: 01 Jul 2015)

TOP HOLDINGS (%)

NEWCREST MINING LTD	10.14
RANDGOLD RESOURCES LTD	10.04
AGNICO EAGLE MINES LTD	8.08
NEWMONT MINING CORP	6.22
FRANCO NEVADA CORP	5.51
WHEATON PRECIOUS METALS CORP	4.04
KINROSS GOLD CORP	3.85
NORTHERN STAR RESOURCES LTD	3.79
CENTERRA GOLD INC	3.68
FRESNILLO PLC	3.33
Total	58.68

Holdings subject to change.

SECTOR BREAKDOWN (%)



Negative weightings may result from specific circumstances (including timing differences between trade and settlement dates of securities purchased by the funds) and/or the use of certain financial instruments, including derivatives, which may be used to gain or reduce market exposure and/or risk management. Allocations are subject to change. Due to rounding, the total may not be equal to 100 %.

PORTFOLIO CHARACTERISTICS

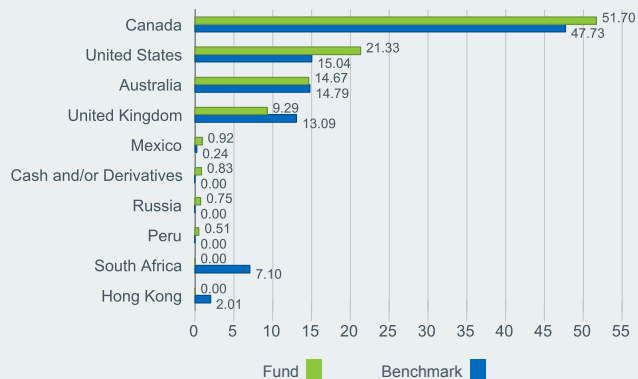
Weighted Average Market Capitalisation (millions)	7,977.55 USD
Price to Earnings Ratio	27.86x
Price to Book Ratio	1.55x

FEES AND CHARGES

Max Initial Charge	5.00%
Management Fee (incl. Distribution Fee, if any)	1.75%

For Fee details, please refer to the Fund Prospectus.

TOP COUNTRIES (%)



Geographic exposure relates principally to the domicile of the issuers of the securities held in the product, added together and then expressed as a percentage of the product's total holdings. However, in some instances it can reflect the country where the issuer of the securities carries out much of their business. "Others" excluded from the chart above.

MARKET CAPITALISATION (%)



+852 3903 2688

clientservice.asiapac@blackrock.com

www.blackrock.com/hk

Sources: BlackRock and Morningstar. Performance is shown as of the month end in share class currency on a NAV to NAV price basis with income reinvested, net of fees. The above Fund data is for information only and does not constitute an offer or invitation to anyone to invest in any BlackRock Global Funds (BGF) and has not been prepared in connection with any such offer. BGF is an open-ended investment company established in Luxembourg which is available for sale in certain jurisdictions only. BGF is not available for sale in the U.S. or to U.S. persons. Product information concerning BGF should not be published in the U.S. Investment involves risk. Past performance is not necessarily a guide to future performance or returns. The value of investments and the income from them can fluctuate and is not guaranteed. Rates of exchange may cause the value of investments to go up or down. Investors may not get back the amount they invest. Individual stock price/figure does not represent the return of the Fund. The investment returns are denominated in share class dealing currency, which may be a foreign currency. If so, US/HK dollar-based investors are therefore exposed to fluctuations in the US/HK dollar/foreign currency exchange rate. For Hong Kong investors, please refer to the BGF Prospectus for details, including risk factors. Issued by BlackRock Asset Management North Asia Limited. This material and the BlackRock website (www.blackrock.com/hk) have not been reviewed by the Securities and Futures Commission of Hong Kong. BlackRock is a registered trademark of BlackRock, Inc. © 2017 BlackRock, Inc. All Rights Reserved. All other trademarks are those of their respective owners.

BLACKROCK®
貝萊德