

# BlackRock Premier China US Dollar Bond Fund

## A6 Hedged New Zealand Dollar

### BlackRock Premier Funds

**BlackRock**  
貝萊德

March 2024

#### Performance, Portfolio Breakdowns and Characteristics, and Net Assets as at 31-Mar-2024.

##### IMPORTANT:

- The Fund is subject to credit/insolvency risk of the issuer of the fixed income securities and unsecured bonds. Investment grade securities invested by the Fund is subject to credit rating downgrading risk. The Fund's investments in sovereign debt securities may be exposed to economic, political, default or other risks. An increase in interest rates may adversely affect the value of the fixed income securities held by the Fund. The Fund may invest in below investment grade and unrated bonds that may be subject to higher default, volatility, valuation and liquidity risks.
- The Fund invests primarily in China USD bonds. This may result in greater volatility than a more diverse portfolio of investments. The Fund invests primarily in fixed income securities associated with Mainland China, which may be subject to greater liquidity and volatility than more developed markets, and may involve in greater currency, political, economic, taxation, settlement and custody risks. The Fund is subject to liquidity risk, contingent convertible bonds risk, currency risk and currency conversion risk including Renminbi denominated Classes.
- Class 6 Units** pay dividends gross of expenses and/or from capital at the Directors' discretion. **Class 8 Units** pay dividends gross of expenses and/or from capital at the Directors' discretion and include interest rate differentials arising from unit class currency hedging. Negative interest rate differentials may decrease the dividends paid. Paying dividends gross of expenses may result in more income being available for distribution; however these units may effectively pay dividends from capital – may amount to a partial return or withdrawal of an investor's original investment or capital gains. All declared dividends result in an immediate reduction in the NAV price of the unit class on the ex-dividend date.
- The value of the Fund can be volatile and can go down substantially within a short period of time. It is possible that a certain amount of your investment could be lost.
- Investors should not make investment decisions based on this document alone. Investors should refer to the Prospectus and Key Facts Statement for details including risk factors.

#### INVESTMENT OBJECTIVE

BlackRock Premier China US Dollar Bond Fund seeks to maximise total return by investing more than 70% of its Net Asset Value in fixed income securities denominated and settled in USD, of governments and agencies of Mainland China or Chinese companies exercising the predominant part of their economic activity in Mainland China ("China USD Bonds"). The China USD Bonds are issued outside Mainland China.

#### CUMULATIVE & ANNUALISED PERFORMANCE (%)

	CUMULATIVE (%)					ANNUALISED (% p.a.)		
	1m	3m	6m	YTD	1y	3y	5y	S.I.
<b>Fund</b>	0.49	1.96	5.15	1.96	5.07	-	-	-2.17

#### CALENDAR YEAR PERFORMANCE

	2019	2020	2021	2022	2023
<b>Fund</b>	-	-	-	-9.69	4.13

Past performance is not a reliable indicator of current or future performance and should not be the sole factor of consideration when selecting a product or strategy. Investors may not get back the full amount invested. Performance is shown on a Net Asset Value (NAV) basis with gross income reinvested, net of fees. Performance is calculated in the relevant share class currency, including ongoing charges and taxes and excluding subscription and redemption fees, if applicable. Benchmark performance displayed in denominated currency and for comparative purpose only.

#### KEY FACTS

**Asset Class :** Fixed Income  
**Fund Inception Date :** 20-Aug-2019  
**Share Class Inception Date :** 25-Oct-2021  
**Fund Base Currency :** USD  
**Share Class Currency :** NZD  
**Distribution Frequency :** Monthly  
**Net Assets (mil) :** 31.29 USD  
**Morningstar Category :** -  
**ISIN :** HK0000786027  
**Bloomberg Ticker :** BLUDBA6 HK

#### FEES and CHARGES\*

**Initial Charge :** 3.00%  
**Annual Management Fee (incl Distribution Fee, if any) :** 1.00%

\*For Fee details, please refer to the Fund Prospectus.

#### PORTFOLIO CHARACTERISTICS

**Effective Duration :** 1.58 yrs  
**Average Weighted Maturity :** 3.24 yrs  
**Trailing 12-month Yield :** -  
**Yield To Maturity :** 7.37%  
**Number of Holdings :** -

#### PORTFOLIO MANAGERS

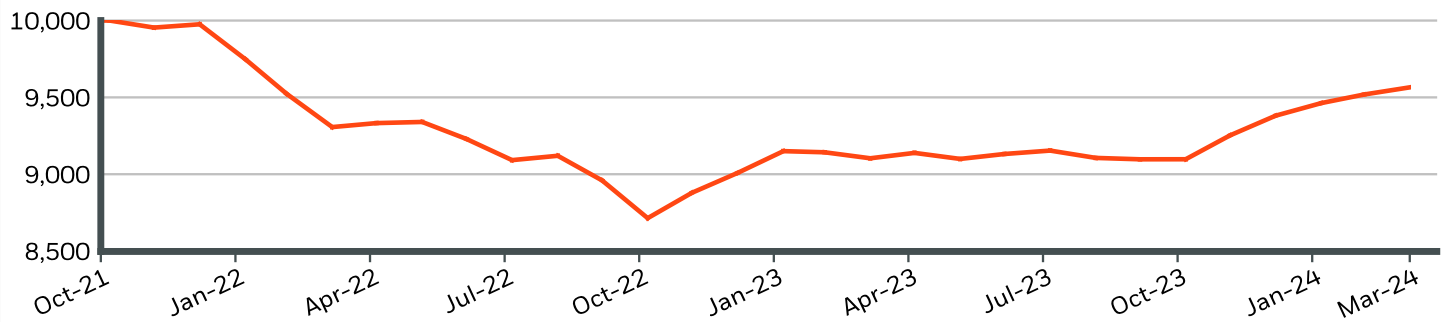
Yii Hui Wong  
Suanjin Tan

# BlackRock Premier China US Dollar Bond Fund

BlackRock  
貝萊德

## A6 Hedged New Zealand Dollar BlackRock Premier Funds

### GROWTH OF 10,000 SINCE LAUNCH



**Past performance is not a reliable indicator of current or future performance and should not be the sole factor of consideration when selecting a product or strategy.** Investors may not get back the full amount invested. Performance is shown on a Net Asset Value (NAV) basis with gross income reinvested, net of fees. Performance is calculated in the relevant share class currency, including ongoing charges and taxes and excluding subscription and redemption fees, if applicable. Benchmark performance displayed in denominated currency and for comparative purpose only.

■ Fund

BlackRock Premier China US Dollar Bond FundA6 Hedged New Zealand Dollar

### Contact Us

For APAC: +852 3903 2688 • [www.blackrock.com/hk](http://www.blackrock.com/hk) • [clientservice.asiapac@blackrock.com](mailto:clientservice.asiapac@blackrock.com)

# BlackRock Premier China US Dollar Bond Fund



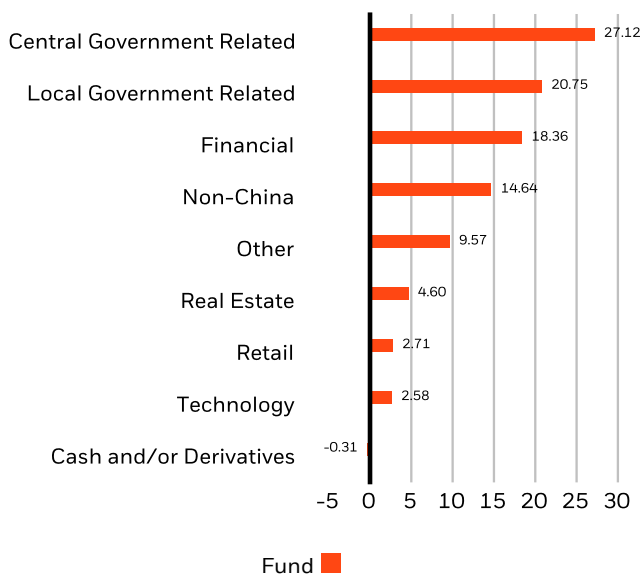
## A6 Hedged New Zealand Dollar BlackRock Premier Funds

### TOP 10 HOLDINGS(%)

CHINALCO CAPITAL HOLDINGS LTD	3.23%
MCC HOLDING (HONG KONG) CORP LTD	3.18%
CHINA HUANENG GROUP (HONG KONG) TREASURY MANAGEMENT HOLDING LTD	2.91%
MINMETALS BOUNTEOUS FINANCE (BVI) LTD	2.23%
SCI HK DEVELOPMENT LTD	1.96%
SINOPEC GROUP OVERSEAS DEVELOPMENT 2018 LTD	1.90%
DIANJIAN HAIYU LTD	1.83%
HYUNDAI CAPITAL AMERICA	1.65%
CHINA HUADIAN OVERSEAS DEVELOPMENT MANAGEMENT COMPANY LTD	1.62%
CHINA MODERN DAIRY HOLDINGS LTD	1.61%
<b>Total of Portfolio</b>	<b>22.12%</b>

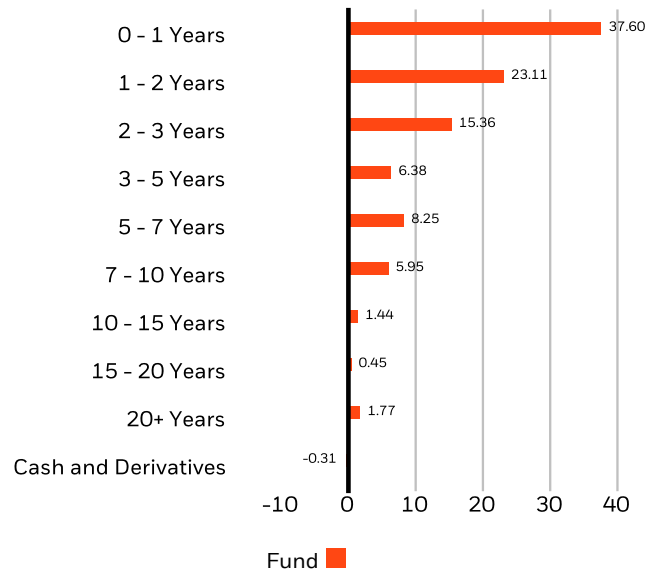
Holdings subject to change.

### SECTOR BREAKDOWN (%)



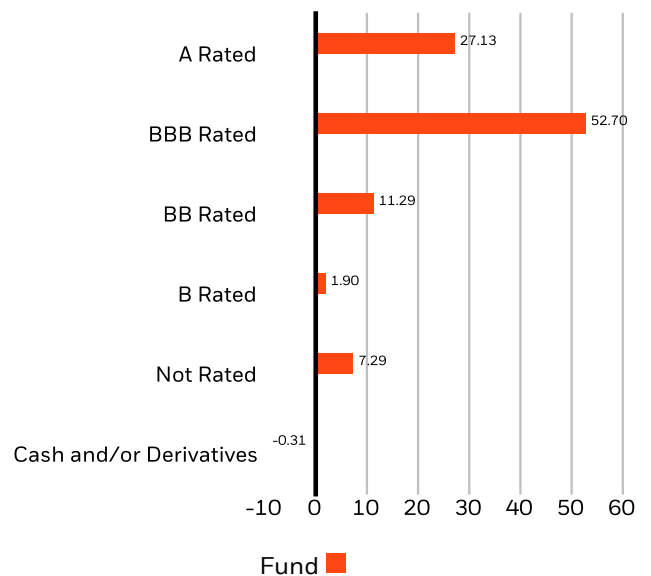
Negative weightings may result from specific circumstances (including timing differences between trade and settlement dates of securities purchased by the funds) and/or the use of certain financial instruments, including derivatives, which may be used to gain or reduce market exposure and/or risk management. Allocations are subject to change. Due to rounding, the total may not be equal to 100%.

### MATURITY BREAKDOWN (%)



Negative weightings may result from specific circumstances (including timing differences between trade and settle dates of securities purchased by the funds) and/or the use of certain financial instruments, including derivatives, which may be used to gain or reduce market exposure and/or risk management. Allocations are subject to change. Due to rounding, the total may not be equal to 100%

### CREDIT RATINGS (%)



Allocations are subject to change. Source: BlackRock

### Contact Us

For APAC: +852 3903 2688 • [www.blackrock.com/hk](http://www.blackrock.com/hk) • [clientservice.asiapac@blackrock.com](mailto:clientservice.asiapac@blackrock.com)

**IMPORTANT INFORMATION:**

Prior to 1 September 2022, the Fund was managed by Eric Liu, Suanjin Tan and Yui Hui Wong.

Unless otherwise specified, all information as of 25-Apr-2024.

Sources: BlackRock and Morningstar. Performance is in share class currency on a NAV to NAV price basis with income reinvested. Fund performance figures are calculated net of fees. The above Fund data is for information only. Investment involves risk. Past performance is not necessarily a guide to future performance. The value of investments and the income from them can fluctuate and is not guaranteed. The investment returns are denominated in share class dealing currency, which may be a foreign currency. If so, US/HK dollar-based investors are therefore exposed to fluctuations in the US/HK dollar/foreign currency exchange rate. Rates of exchange may cause the value of investments to go up or down. Investors may not get back the amount they invest. Individual stock prices/performance do not represent the return of the Fund. This material is for information purposes only and does not constitute an offer or invitation to anyone to invest in any BlackRock funds and has not been prepared in connection with any such offer. For Hong Kong investors, please refer to the BlackRock Premier Funds offering documents for details, including risk factors. Issued by BlackRock Asset Management North Asia Limited. This material and the BlackRock website ([www.blackrock.com/hk](http://www.blackrock.com/hk)) have not been reviewed by the Securities and Futures Commission of Hong Kong. BlackRock is a registered trademark of BlackRock, Inc.

© 2024 BlackRock, Inc. or its affiliates. All Rights Reserved. BLACKROCK is a registered trademark of BlackRock, Inc. or its affiliates. All other trademarks are those of their respective owners.

**Contact Us**

For APAC: +852 3903 2688 • [www.blackrock.com/hk](http://www.blackrock.com/hk) • [clientservice.asiapac@blackrock.com](mailto:clientservice.asiapac@blackrock.com)