

FOR PROFESSIONAL, INSTITUTIONAL, QUALIFIED, WHOLESALE INVESTORS AND PERMITTED, PROFESSIONAL AND QUALIFIED CLIENT USE ONLY – NOT FOR PUBLIC DISTRIBUTION (PLEASE READ IMPORTANT DISCLOSURES)

BlackRock

From data to deals

An AI-driven approach to growth investing



Foreword

Private markets have moved from the periphery to the core of portfolio construction. Across pension funds, insurers, sovereign wealth funds, family offices, and increasingly private wealth, allocations have risen steadily over the past decade.¹ Today, private markets represent more than USD 15 trillion globally, as companies stay private longer and capture a greater share of their growth before reaching public markets.² Many institutional portfolios now allocate 10% or more to private assets, while family offices – often less constrained by liquidity – have been early adopters.

This shift is being accelerated by technology. Advances in artificial intelligence are giving rise to a new generation of AI-native companies that are reshaping industries – and doing so largely outside public markets. As a result, some of the most dynamic phases of value creation are increasingly occurring beyond the reach of traditional equity portfolios.

As this landscape evolves, so too must the industry. At BlackRock, we are focused on expanding access to private markets while raising the standard of transparency, rigor, and portfolio integration. Advances in data, technology, and systematic investing are central to this effort. The growing availability of alternative data – combined with progress in AI and machine learning – is transforming how investors evaluate companies, identify opportunities, and manage risk. These capabilities are increasingly embedded in our investment process, enhancing our ability to assess scaled private businesses and identify emerging AI-native platforms shaping the next generation of economic value creation.

This paper explores how structural changes in market design – combined with advances in data and analytics – are reshaping private growth investing, and how a more systematic, evidence-based approach can help investors navigate an expanding and increasingly complex opportunity set.



Raffaele Savi

Global Head of BlackRock Systematic



Armando Senra

Head of BlackRock Americas Institutional Business, Latin America and Canada

There is no guarantee that research capabilities will contribute to a positive investment outcome.

¹ Source: BlackRock, *Private Markets Outlook (2025–2026)*. ² Source: S&P Global Market Intelligence; Preqin (2025). While the approach described herein seeks to control risk, risk cannot be eliminated. Diversification or the use of AI-related tools does not guarantee a profit or eliminate the potential for loss. The opinions expressed are those of the BlackRock Systematic Investing team as of April 2026 and subject to change with market conditions.

Summary

- An increasing share of equity value creation now happens before companies ever go public.
- Yet many portfolios still define “total equity exposure” as public equities plus buyouts,³ overlooking the phase where companies experience their steepest growth trajectory, often representing an attractive source of risk-adjusted returns.
- Today’s late-stage private companies no longer resemble opaque startups; many operate at public-company scale and generate measurable digital footprints including hiring patterns, workforce composition, new product announcements, customer engagement, ecosystem relationships, and news mentions.
- The alternative data that transformed public investing increasingly extends into private markets, with the goal of enabling tech-savvy investors to use this data to establish an informational advantage.
- Advances in machine learning and AI may now help investors analyze this expanding data universe more effectively, creating a potential edge through broader coverage, probabilistic forecasting, and continuous monitoring.
- In this paper, we explore how these shifts are reshaping how opportunities are sourced, evaluated, and monitored, enhancing traditional investment processes with more structured, data-informed approaches.



Raffaele Savi
Global Head of
BlackRock
Systematic



Lynn Baranski
Co-Head of
Primary, Direct and
Co-Invest, Private
Financing Solutions




Ali Almufti, CFA
Portfolio Manager
and Researcher,
BlackRock Systematic



Alexandra Eldemir
Product Strategy,
BlackRock Systematic



Joshua Kazdin, CFA
Researcher,
BlackRock Systematic



Samir Menon
Portfolio Manager,
Private Financing
Solutions



Jeff Shen, PhD
Co-CIO and Co-Head
of Systematic Active
Equities within
BlackRock Systematic



Thomas Wasserman
Portfolio Manager,
Private Financing
Solutions

There is no guarantee that research capabilities will contribute to a positive investment outcome.

³ A buyout is the acquisition of a controlling interest in a mature company, often using debt financing, with the objective of enhancing its value and exiting at a profit.

Growth equity at the center of market convergence


Market structure evolution

The composition of equity exposure has fundamentally changed. Traditional allocations to public equities and buyout private equity are increasingly insufficient to capture the full value creation lifecycle, as a growing share of company growth occurs prior to the buyout stage within earlier phases of private markets.

Over the past decade, the balance of economic innovation between public and private markets has shifted materially. Companies are staying private longer and capturing a greater share of their value creation outside public markets.⁴ Late-stage venture and growth capital now provide funding at a scale once associated with IPOs, allowing companies to expand globally without assuming the regulatory burden and short-term performance pressures of public ownership.

Private companies are staying private longer

Median age at IPO



Source: MorningStar. *Unicorns and the Private Markets*. January 20, 2026.

This evolution reflects more than cyclical IPO timing. Deeper pools of private capital, expanding secondary markets, exacting standards to reduce public market volatility from investors, and more flexible exit pathways have reduced the urgency to list. As a result, many companies now achieve meaningful revenue scale and global reach while still privately held.

Public equities and buyouts leave a gap in equity exposure

For decades, allocators have approximated full equity exposure through a combination of public equities and buyout private equity. That framework no longer captures the full lifecycle of value creation.

Today, both public markets and buyouts are primarily exposed to companies that are already scaled, operationally mature, and often cash-flow positive. Public markets increasingly reflect businesses after their most rapid phase of growth, while buyouts focus on optimizing established companies through margin improvement, capital structure, and exit timing.

As a result, portfolios concentrated in these segments may underrepresent exposure to the earlier scaling phase where revenue growth, market expansion, and competitive positioning are the primary drivers of value creation.

Public equities increasingly offer exposure to companies after their earliest, most explosive scaling has already occurred.

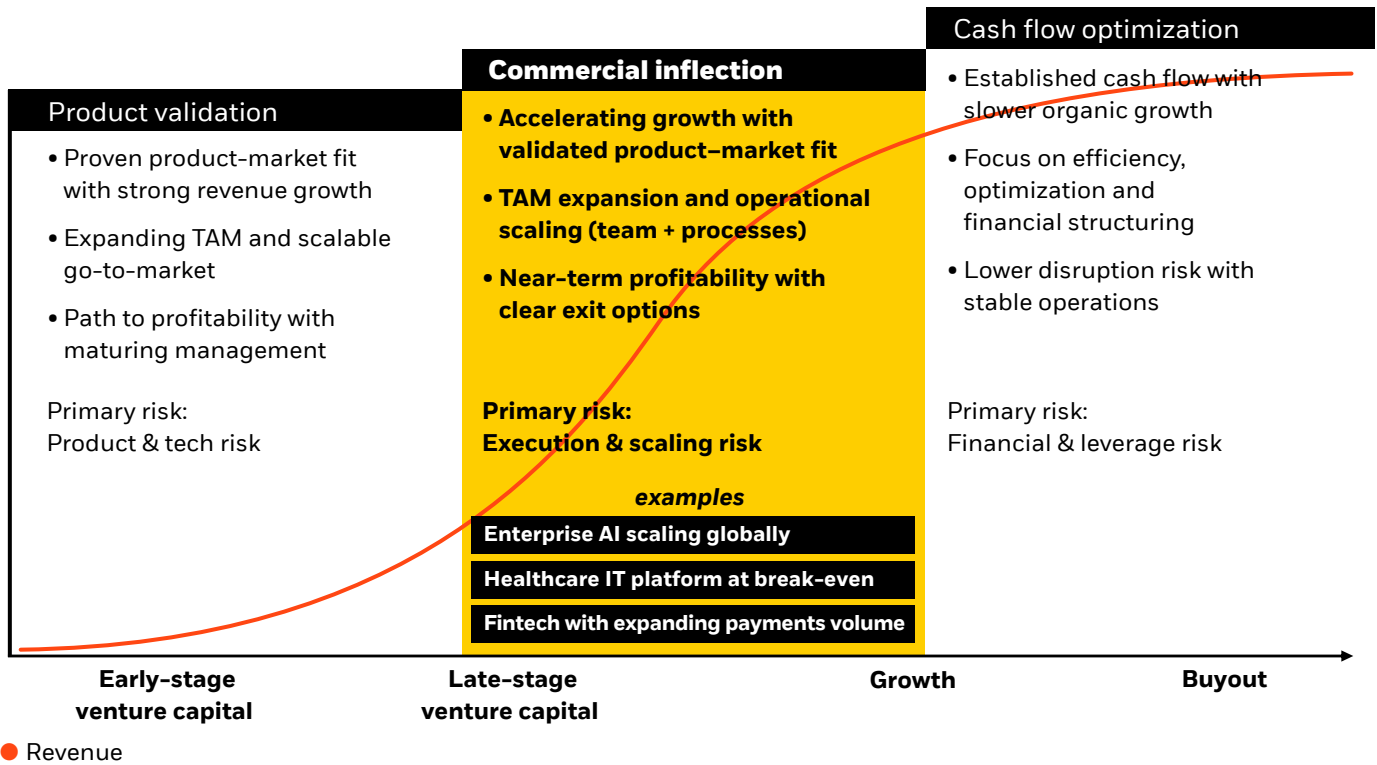
Buyouts focus primarily on scaled businesses often emphasizing margin optimization, leverage structuring, and multiple outcomes rather than pure revenue compounding.

While often treated as distinct allocations, public equities and buyouts can be more economically similar than their labels suggest. Both are influenced by interest rates, financing conditions, and valuation multiples, and in periods of macro stress, their sensitivities can converge. Private valuations may appear smoother, but appraisal-based methodologies can dampen reported volatility and obscure underlying economic exposure.

There is no guarantee that research capabilities will contribute to a positive investment outcome.

⁴ MorningStar. *Unicorns and the Private Markets*. January 20, 2026.

The growth gap: Where growth equity sits



Source: BlackRock as of March 2026. Although based on industry experience and interactions of BlackRock investment professionals, the above is for illustrative purposes only and is not intended to be indicative of actual data. There is no guarantee that the above market assumptions will hold true. Not all investments will have the characteristics described above.

Growth equity as the missing segment

Growth equity occupies this underrepresented segment. It targets companies that have moved beyond early venture risk and demonstrated commercial traction yet remain early in their value creation trajectory.

At this stage, we believe returns are driven primarily by revenue growth – cultivated by product adoption, rapid commercialization, and market size expansion – rather than financial engineering. Companies are typically reinvesting and leveraging private capital to scale operations, deepen competitive advantages, and extend global reach. With lower reliance on leverage than buyouts, outcomes are less directly tied to refinancing risk but rather on the growth potential and ultimately earnings expansion of these businesses.

From an allocator’s perspective, exposure to late-stage venture and growth can introduce a portfolio to distinct economic return drivers. They shift equity exposure toward businesses where compounding fundamentals, rather than margin optimization, remains central.

Conceptually, growth equity sits between early venture and mature public or buyout investments. As a dedicated allocation, it can serve as a third pillar of equity exposure, complementing public stocks and buyouts by targeting the scaling phase where durable growth is still unfolding.

AI, incumbency, and the innovation gap

We focus on growth-stage companies, a segment that often overlaps with late-stage venture. We invest in companies that have moved beyond early venture risk, with established products, demonstrated demand, and clear commercial traction. While these businesses may still be privately funded through late-stage venture rounds (e.g., Series C+), our underwriting is focused on execution, scaling, and compounding fundamentals rather than binary outcomes.

This distinction is particularly relevant in today’s technology landscape.

Public-market software is increasingly concentrated in large, mature SaaS platforms. Their valuations are sensitive to duration, profitability, and capital markets conditions. But the risk to these incumbents is not only financial.

There is no guarantee that research capabilities will contribute to a positive investment outcome.

The current wave of AI innovation is giving rise to private, AI-native companies that are re-architecting software from the ground up. In some cases, these new entrants compress value pools or displace legacy workflows entirely. The existential pressure on mature SaaS platforms stems not only from macro cycles, but from technological substitution emerging largely in private markets.

Growth equity can provide earlier exposure to emerging platforms, infrastructure layers, and AI-native business models that are reshaping software economics. In this sense, private growth may offer complementary exposure to innovation cycles, and competitive threats, that are not yet fully represented in public markets.

From opaque to observable

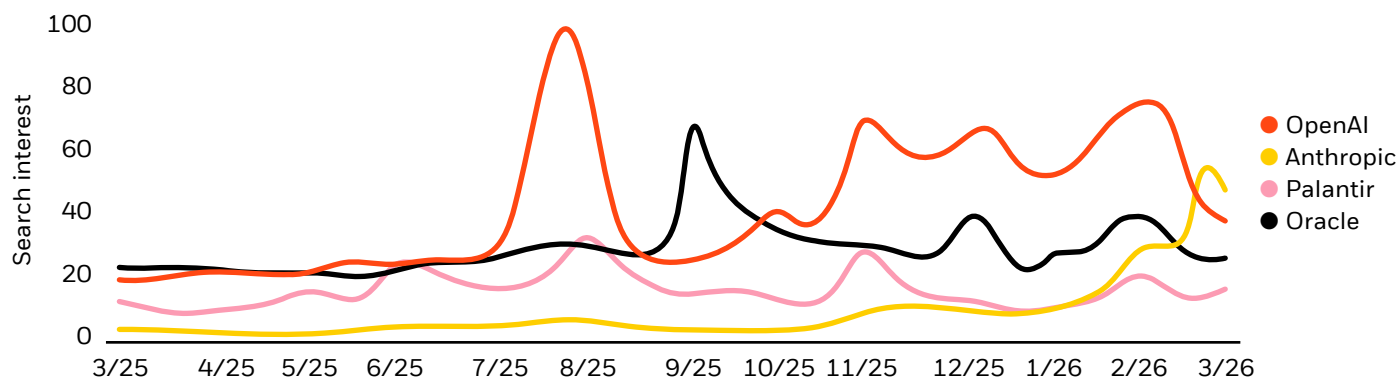
If AI disruption is emerging privately, the natural question for allocators is visibility.

As companies remain private longer, many reach meaningful revenue scale, global customer reach and institutional operational maturity before listing. Late-stage venture and growth companies increasingly resemble scaled enterprises rather than speculative startups. What differentiates them from public peers is often not size, but incumbency. They are scaled challengers.

Crucially, these scaled challengers are no longer opaque. With scale comes digital exhaust. Late-stage growth companies generate measurable operating footprints across hiring trends, workforce specialization, customer acquisition, digital engagement, product adoption, ecosystem partnerships, and investor participation. These data streams create a multidimensional view of competitive momentum that was historically unavailable in private markets.

Google search interest over time

Public AI model developers vs. high-growth private challengers



Source: Google Trends as of March 2026. Numbers represent search interest relative to the highest point on the chart for the given region and time. A value of 100 is the peak popularity for the term. A value of 50 means that the term is half as popular. A score of 0 means there was not enough data for this term. Reference to the company names mentioned in this communication is merely for illustrative purposes and should not be construed as investment advice or investment recommendation of that company. These companies are selected because they collectively lead the AI stack – from building frontier models to enabling enterprise deployment and infrastructure at scale.

There is no guarantee that research capabilities will contribute to a positive investment outcome.

Growth equity therefore occupies a distinct position within the private landscape. Companies remain early in their value creation trajectory, still expanding categories or redefining architectures, yet are sufficiently scaled to produce structured, trackable operating data. Returns have been historically driven primarily by expansion and competitive displacement rather than margin optimization or leverage. In this segment, performance can increasingly be assessed through observable business dynamics rather than narrative alone.

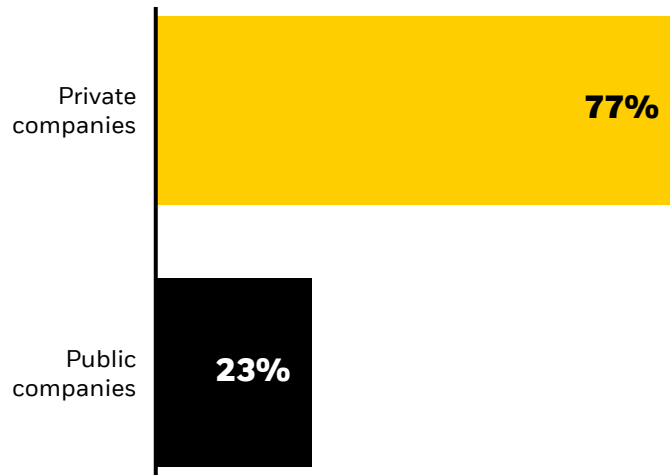
Over the past two decades, systematic public equity investing has been transformed by the integration of alternative data. Investors moved beyond financial statements and analyst forecasts to incorporate consumer behavior, labor-market dynamics, supply-chain activity, web engagement, and textual sentiment. Machine learning enabled these large, unstructured datasets to be translated into structured investment signals.

That analytical toolkit is no longer confined to public incumbents. Digital activity reflects product adoption and user behavior, not listing status. As a result, many of the same signals can now be applied to scaled private companies, including the AI-native challengers reshaping software markets.

Previously hard to observe dynamics, such as shifts in consumer interest or emerging product demand, are now measurable and offer real-time insight into competitive momentum across both public and private markets. Even readily available indicators, like Google search trends, can serve as a proxy for product popularity (or in the chart below, AI model adoption or platform preference).

Labor-market data may be even more illustrative. In 2025, more than 75% of online hiring data were associated with private companies. For scaling businesses, hiring velocity and shifts in functional mix provide timely insight into growth intensity, strategic priorities and capital deployment.


U.S. job postings volume 2025



Source: BlackRock as of February 2026.

Beyond labor data, private-company visibility now extends to product engagement patterns, web traffic trends, ecosystem participation, leadership network evolution, and company-specific news flow.⁵ Governance and leadership networks are also increasingly measurable. One of BlackRock Systematic’s proprietary signals maps professional relationships across more than one million public and private board members, using network analysis to assess board-level connectedness. This framework captures linkages to repeat entrepreneurs, strategic acquirers, and other ecosystem participants.

Interconnected boards



● Private company ● Board member

Source: BlackRock as of March 2026 For illustrative purposes.

These signals help translate historically qualitative attributes, such as institutional access and network depth, into structured indicators of potential long-term value creation. As a result, information asymmetry in private markets has narrowed significantly, making earlier-stage companies more systematically observable and comparable.

The cumulative shift is structural. Growth and late-stage venture companies are becoming increasingly observable. At precisely the moment when technological disruption is emerging from scaled private challengers, the informational gap between public and private markets is narrowing. What was once opaque is increasingly observable, creating the foundation for more disciplined, data-driven approaches to sourcing, underwriting, and monitoring private growth investments.

There is no guarantee that research capabilities will contribute to a positive investment outcome.

⁵ Almufti, Ali, Kahn, Ronald N., Kazdin, Joshua, “*Systematic Insights into Private Equity Investing*,” *The Journal of Portfolio Management* 51, no. 1 (2024): 201-212.

Enhancing growth equity with data science

Growth and late-stage venture are data-rich segments

As private growth companies become more operationally visible and comparable, an important implication emerges: Late-stage venture and growth equity increasingly meet many of the conditions under which data-driven tools and analytics tend to be most effective when integrated with fundamental underwriting.

Data-driven approaches are most effective in environments where three conditions exist:

- 1 Observable behavior:** Companies generate measurable operating or digital footprints.
- 2 Measurable performance proxies:** Growth, adoption, and organizational expansion can be approximated through data.
- 3 Predictable outcomes:** Future events exhibit statistical relationships with observable characteristics.

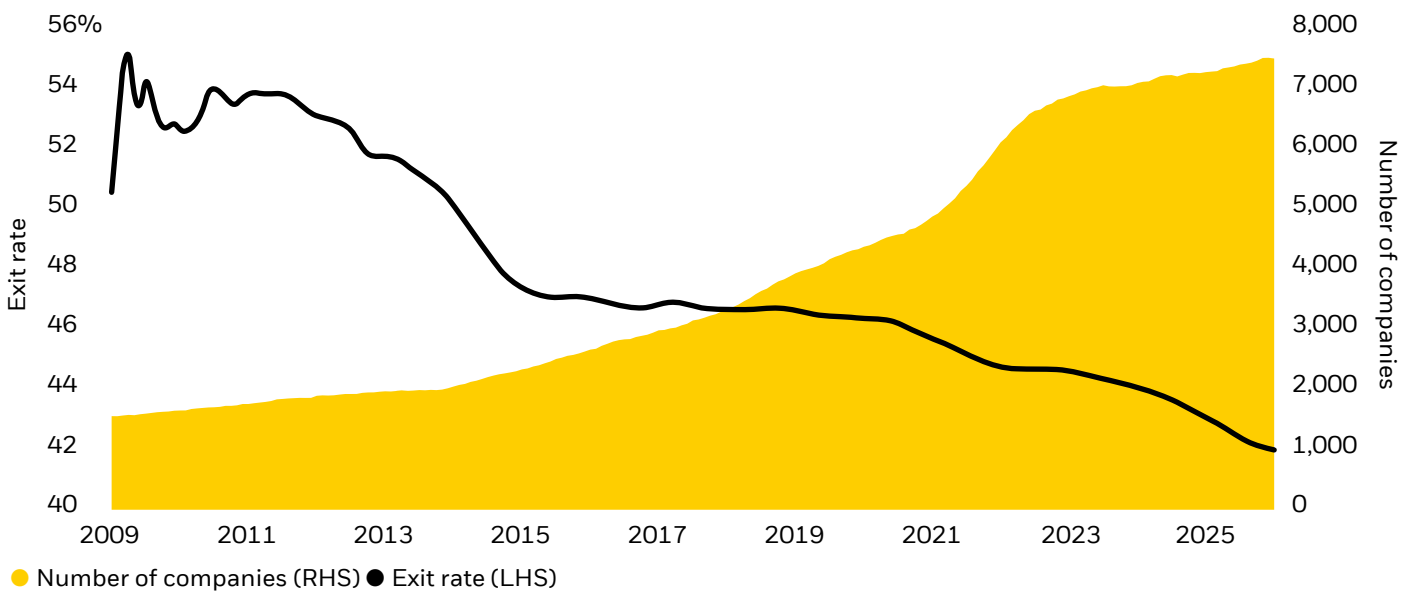
Early-stage venture capital often lacks these attributes. Signals are sparse, operating histories are short, and outcomes may hinge on binary product risk. Late-stage growth companies increasingly satisfy them. They possess operating scale, repeatable revenue models, organizational depth, and consistent data generation. Signal richness increases meaningfully as companies move from seed to growth stage, making late-stage venture and growth a natural environment to apply data science alongside traditional growth equity underwriting.

Exit outcomes are not random

Capital abundance has expanded the late-stage investment universe. The number of scaled private companies has grown substantially, while the overall likelihood of exit (e.g., IPO or acquisition) across that universe has declined (shown in the chart on the following page). In other words, capital has increased the size of the opportunity set, but not the average odds of success.

As the universe expands and baseline exit rates fall, outcome dispersion has also widened. Outcomes depend less on broad exposure and increasingly on deal selection. Capital has made growth markets bigger; it has not made them easier.

The volume of companies in the venture and growth universe and overall exit rate



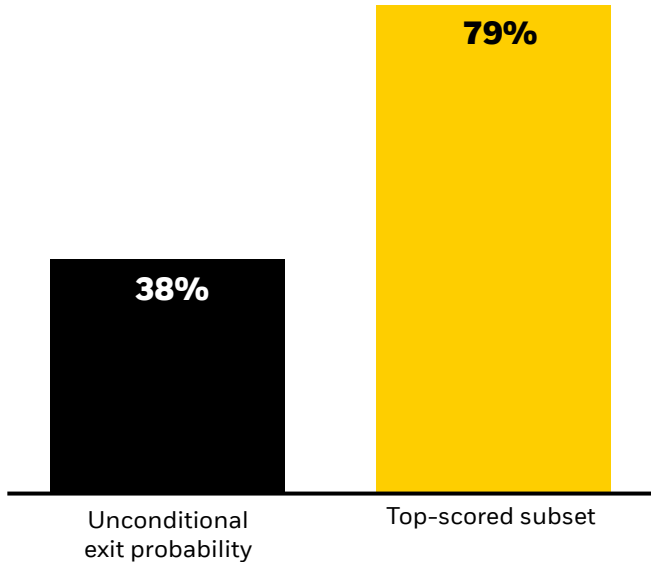
Source: BlackRock Systematic and CB Insights, as of March 2026.

There is no guarantee that research capabilities will contribute to a positive investment outcome.

For allocators, the implication is direct: If the fastest-scaling phase of the corporate lifecycle increasingly occurs outside public markets, equity portfolios may need to evolve, not just in allocation, but in precision. A central question in growth equity investing is which companies will achieve a liquidity event – IPO or acquisition – within a relevant investment horizon. In a large U.S. sample of more than 9,000 late-stage and growth companies spanning over 16,000 financing rounds, the unconditional probability of a positive liquidity outcome over seven years is approximately 40%.

The objective of a data-driven framework is not to eliminate that uncertainty, but to introduce measurable discrimination across the opportunity set to support investment judgment. Using a predictive framework that integrates more than 50 observable and proprietary features, including capital formation history, leadership scale and composition, hiring dynamics, news sentiment, and industry conditions, outcome dispersion increases meaningfully. Within the highest-ranked subset of companies, identified by BlackRock Systematic’s model, the modeled probability of exit increases materially, approaching 80%.

Baseline vs. model-conditioned outcomes



There is no guarantee that a positive investment outcome will be achieved.
Source: BlackRock as of March 2026.

Importantly, these models need not be opaque. Interpretable approaches using economically intuitive features demonstrate predictive power while remaining practical for investment workflows and decision-making by investment teams.

There is no guarantee that research capabilities will contribute to a positive investment outcome.

Data science introduces structure around uncertainty, helping investors prioritize opportunities and focus underwriting more effectively. Applied consistently across a broad universe, even modest forecasting skill can compound meaningfully over time.

Breadth as a source of edge

Traditional venture and growth investing is often constrained by network access and episodic deal flow. Investors evaluate opportunities that reach them rather than the broader universe that exists. Unlike public markets, where access to identified opportunities is broadly available, private market investing requires not only identifying attractive companies but consistently accessing them at scale. Even the strongest analytical insights have limited value without the ability to participate in those opportunities.

Access therefore remains critical in private markets. However, access alone does not ensure comprehensive coverage. A data-driven sourcing capability complements relationship-driven sourcing by maintaining a network-independent view of the full opportunity set. Instead of reacting solely to inbound introductions, investors can continuously evaluate and prioritize the broader population of relevant companies, identifying candidates proactively and engaging before processes become intermediated or crowded.

As the late-stage universe expands, the opportunity cost of limited coverage increases. Breadth itself becomes a potential source of edge. By narrowing after measurement rather than at the point of access, investors expand the opportunity set from which high-probability candidates are selected and reduce overreliance on competitive, process-driven transactions – while still leveraging the judgment, relationships, and access of traditional growth investors.

Repeatability in a high-variance asset class

Growth equity and venture capital are structurally high-variance domains, characterized by skewed outcomes and power-law distributions (a small number of outsized winners driving portfolio performance). The objective of a data-enhanced investment process is not to eliminate that variance, but to introduce discipline that improves outcomes across cycles.

A structured framework supports:

| |
|--|
| Consistent evaluation criteria |
| Explicit probability-based forecasting |
| Conviction-linked position sizing |
| Portfolio guardrails that limit unintended concentration |
| Continuous monitoring as signals evolve |

These tools augment, rather than replace, fundamental diligence. They scale and enhance the capabilities of traditional growth investors – enabling broader coverage, faster prioritization, and more consistent decision-making. The result is a more disciplined underwriting process where assumptions are explicit, probabilities are quantified, and investment views evolve as evidence changes.

Integration with public-market perspectives

As late-stage growth companies increasingly resemble public peers, the analytical boundary between public and private markets narrows. This convergence creates an important analytical advantage.

Public markets provide a deep historical dataset – effectively a multi-cycle “laboratory” in which revenue, margins, capital requirements, and valuation sensitivity

can be observed across thousands of companies over time. Unlike private markets, where financial disclosure is episodic and limited, public markets generate standardized, continuous data that allows hypotheses to be tested empirically.

Investors with data science capabilities spanning both public and private markets can directly compare private companies with public analogues. Crucially, public-market data enables the validation of alternative or “big data” signals against observable financial outcomes.

For example, if a thesis suggests that companies with a higher cadence of product announcements outperform peers, public-market datasets allow that relationship to be tested directly: Product release activity can be quantified, matched against subsequent revenue growth, margin expansion, or market-share gains, and evaluated across cycles and industries. Because revenues, earnings, and valuation outcomes are observable and standardized in public companies, the strength, persistence, and statistical significance of such signals can be measured rigorously.

This empirical testing environment strengthens confidence when applying similar signals to private companies, where financial transparency is more limited. Once a relationship between a behavioral or operational signal and financial performance has been demonstrated across a broad public-market sample, it can be used as an informed proxy in private underwriting.

In this way, public markets do not simply serve as comparables for valuation – they serve as a proving ground for data-driven insights that can enhance private-market investment decisions.

Informational advantage in growth equity

Growth equity and late-stage venture sit at the intersection of structural market change and expanding data availability. Companies are staying private longer, reaching greater scale before listing, and generating increasingly measurable operating and digital footprints. At the same time, the opportunity set has become broader and more competitive, increasing the importance of efficient coverage, prioritization, and disciplined underwriting.

These shifts create a compelling backdrop for a more data-enhanced approach to growth equity investing.

When integrated with deep fundamental underwriting, alternative data and predictive analytics can help investors scale sourcing, sharpen diligence, and track portfolio companies with greater consistency over time.

As private markets continue to evolve, growth equity is becoming more observable and more comparable. For investors with deep underwriting capabilities and the ability to convert data into actionable insight, this creates the foundation for a more disciplined, transparent, and repeatable approach to capturing innovation while it is still unfolding in private markets.

There is no guarantee that research capabilities will contribute to a positive investment outcome.

Capital at risk. The value of investments and the income from them can fall as well as rise and are not guaranteed. Investors may not get back the amount originally invested.

Past performance is not a reliable indicator of current or future results and should not be the sole factor of consideration when selecting a product or strategy.

Changes in the rates of exchange between currencies may cause the value of investments to diminish or increase. Fluctuation may be particularly marked in the case of a higher volatility fund and the value of an investment may fall suddenly and substantially. Levels and basis of taxation may change from time to time.

This material is provided for educational purposes only and is not intended to be relied upon as a forecast, research or investment advice, and is not a recommendation, offer or solicitation to buy or sell any securities or to adopt any investment strategy.

The opinions expressed are as of April 2026 and may change as subsequent conditions vary. The information and opinions contained in this material are derived from proprietary and nonproprietary sources deemed by BlackRock to be reliable, are not necessarily all-inclusive and are not guaranteed as to accuracy. Past performance is no guarantee of future results. There is no guarantee that any forecasts made will come to pass. Reliance upon information in this material is at the sole discretion of the reader. The material was prepared without regard to specific objectives, financial situation or needs of any investor.

This material may contain "forward-looking" information that is not purely historical in nature. Such information may include, among other things, projections, forecasts, estimates of yields or returns, and proposed or expected portfolio composition. Moreover, where certain historical performance information of other investment vehicles or composite accounts managed by BlackRock, Inc. and/or its subsidiaries (together, "BlackRock") has been included in this material and such performance information is presented by way of example only. No representation is made that the performance presented will be achieved, or that every assumption made in achieving, calculating or presenting either the forward-looking information or the historical performance information herein has been considered or stated in preparing this material. Any changes to assumptions that may have been made in preparing this material could have a material impact on the investment returns that are presented herein by way of example.

Investing involves risk. Equities may decline in value due to both real and perceived general market, economic, and industry conditions. Diversification does not ensure profits or protect against loss. The two main risks related to fixed income investing are interest rate risk and credit risk. Typically, when interest rates rise, there is a corresponding decline in the market value of bonds. Credit risk refers to the possibility that the issuer of the bond will not be able to make principal and interest payments. Investing in foreign denominated and/ or domiciled securities may involve heightened risk due to currency fluctuations, and economic and political risks, which may be enhanced in emerging markets.

Private equity securities can be affected by daily stock market movements, political and economic news, company earnings and significant corporate events. Private equity companies may involve additional risks including higher levels of borrowing, unclear distribution of risk and losses within the private equity structure and constraints on buying and selling underlying investments quickly.

This material is for distribution to Professional, Qualified Clients and Investors only.

This document is marketing material and will expire 12 months after issue.

In the U.S.:, this material is For Institutional Use Only. Not For Public Distribution.

In Canada, this material is intended for institutional investors, is for educational purposes only, does not constitute investment advice and should not be construed as a solicitation or offering of units of any fund or other security in any jurisdiction.

In the UK and Non-European Economic Area (EEA) countries (excluding Switzerland): This is issued by BlackRock Investment Management (UK) Limited, authorised and regulated by the Financial Conduct Authority. Registered office: 12 Throgmorton Avenue, London, EC2N 2DL. Tel: + 44 (0)20 7743 3000. Registered in England and Wales No. 02020394. For your protection telephone calls are usually recorded. Please refer to the Financial Conduct Authority website for a list of authorised activities conducted by BlackRock.

For Switzerland, this is issued by either BlackRock Investment Management (UK) Limited for BlackRock (Netherlands) B.V.

BlackRock Investment Management (UK) Limited is authorised and regulated by the Financial Conduct Authority. Registered office: 12 Throgmorton Avenue, London, EC2N 2DL. Tel: + 44 (0)20 7743 3000. Registered in England and Wales No. 02020394. For your protection telephone calls are usually recorded. Please refer to the Financial Conduct Authority website for a list of authorised activities conducted by BlackRock.

BlackRock (Netherlands) B.V. is authorised and regulated by the Netherlands Authority for the Financial Markets. Registered office Amstelplein 1, 1096 HA, Amsterdam, Tel: 020-549-5200, Tel: 31-20-549-5200. Trade Register No. 17068311. For your protection telephone calls are usually recorded.

In the European Economic Area (EEA): This is issued by BlackRock (Netherlands) B.V. is authorised and regulated by the Netherlands Authority for the Financial Markets. Registered office Amstelplein 1, 1096 HA, Amsterdam, Tel: 020-549-5200, Tel: 31-20-549-5200. Trade Register No. 17068311. For your protection telephone calls are usually recorded.

For Ireland and only in relation to Per Se Professionals and/or Eligible Counterparties (i.e., Professional Investors), this may also be issued by BlackRock Investment Management (UK) Limited, authorised and regulated by the Financial Conduct Authority. Registered office: 12 Throgmorton Avenue, London, EC2N 2DL. Tel: + 44 (0)20 7743 3000. Registered in England and Wales No. 02020394. For your protection telephone calls are usually recorded. Please refer to the Financial Conduct Authority website for a list of authorised activities conducted by BlackRock.

In Italy: For information on investor rights and how to raise complaints please go to <https://www.blackrock.com/corporate/compliance/investor-right> available in Italian.

BlackRock Advisors (UK) Limited-Dubai Branch is a DIFC Foreign Recognised Company registered with the DIFC Registrar of Companies (DIFC Registered Number 546), with its office at Unit L15-01A, ICD Brookfield Place, Dubai International Financial Centre, PO Box 506661, Dubai, UAE, and is regulated by the DFSA to engage in the regulated activities of 'Advising on Financial Products' and 'Arranging Deals in Investments' in or from the DIFC, both of which are limited to units in a collective investment fund (DFSA Reference Number F000738).

In Dubai (DIFC), Kingdom of Saudi Arabia, Oman, Qatar & United Arab Emirates (UAE) (excluding the Dubai International Financial Centre (DIFC) and the Abu Dhabi Global Market (ADGM)): The information contained in this document, does not constitute and should not be construed as an offer of, invitation or proposal to make an offer for, recommendation to apply for or an opinion or guidance on a financial product, service and/or strategy. Whilst great care has been taken to ensure that the information contained in this document is accurate, no responsibility can be accepted for any errors, mistakes or omissions or for any action taken in reliance thereon. You may only reproduce, circulate and use this document (or any part of it) with the consent of BlackRock.

The information contained in this document is for information purposes only. It is not intended for and should not be distributed to, or relied upon by, members of the public.

The information contained in this document, may contain statements that are not purely historical in nature but are "forward-looking statements." These include, amongst other things, projections, forecasts or estimates of income. These forward-looking statements are based upon certain assumptions, some of which are described in other relevant documents or materials. If you do not understand the contents of this document, you should consult an authorised financial adviser.

There is no guarantee that research capabilities will contribute to a positive investment outcome.

FOR PROFESSIONAL, INSTITUTIONAL, QUALIFIED, WHOLESALE INVESTORS AND PERMITTED, PROFESSIONAL AND QUALIFIED CLIENT USE ONLY – NOT FOR PUBLIC DISTRIBUTION (PLEASE READ IMPORTANT INFORMATION)

In DIFC: The information contained in this document is intended strictly for Professional Clients as defined under the Dubai Financial Services Authority (“DFSA”) Conduct of Business (COB) Rules.

In Oman: The information contained in this document is intended strictly for Sophisticated Investors (as defined under Article 139 of the Executive Regulations of the Capital Market Law (CMA Decision 1/2009, as amended)) and sovereign entities or public pension funds.

In Qatar: The information contained in this document is intended strictly for sophisticated investors and high net worth individuals.

In United Arab Emirates (UAE) (excluding the Dubai International Financial Centre (DIFC) and the Abu Dhabi Global Market (ADGM)): The information contained in this document is intended strictly for Professional Investors.

In Israel: BlackRock Investment Management (UK) Limited is not licensed under Israel's Regulation of Investment Advice, Investment Marketing and Portfolio Management Law, 5755-1995 (the “Advice Law”), nor does it carry insurance thereunder.

For Qualified Investors in Switzerland: This document shall be exclusively made available to, and directed at, qualified investors as defined in Article 10 (3) of the CISA of June 23, 2006, as amended, at the exclusion of qualified investors with an opting-out pursuant to Art. 5 (1) of the Swiss Federal Act on Financial Services (“FinSA”). For information on art. 8/9 Financial Services Act (FinSA) and on your client segmentation under Art. 4 FinSA, please see the following website: www.blackrock.com/finisa.

In South Africa: Please be advised that BlackRock Investment Management (UK) Limited is an authorised Financial Services provider with the South African Financial Services Conduct Authority, FSP No. 43288.

In China, this material may not be distributed to individuals resident in the People's Republic of China (“PRC,” for such purposes, not applicable to Hong Kong, Macau and Taiwan) or entities registered in the PRC unless such parties have received all the required PRC government approvals to participate in any investment or receive any investment advisory or investment management services.

In South Korea, this information is issued by BlackRock Investment (Korea) Limited. This material is for distribution to the Qualified Professional Investors (as defined in the Financial Investment Services and Capital Market Act and its sub-regulations) and for information or educational purposes only, and does not constitute investment advice or an offer or solicitation to purchase or sell in any securities or any investment strategies.

In Taiwan, independently operated by BlackRock Investment Management (Taiwan) Limited. Address: 28F., No. 100, Songren Rd., Xinyi Dist., Taipei City 110, Taiwan. Tel: (02)23261600.

In Australia & New Zealand, issued by BlackRock Investment Management (Australia) Limited ABN 13 006 165 975, AFSL 230 523 (BIMAL) for the exclusive use of the recipient, who warrants by receipt of this material that they are a wholesale client as defined under the Australian Corporations Act 2001 (Cth) and the New Zealand Financial Advisers Act 2008 respectively.

BIMAL is not licensed by a New Zealand regulator to provide ‘Financial Advice Service’ ‘Investment manager under an FMC offer’ or ‘Keeping, investing, administering, or managing money, securities, or investment portfolios on behalf of other persons’. BIMAL's registration on the New Zealand register of financial service providers does not mean that BIMAL is subject to active regulation or oversight by a New Zealand regulator. This material provides general advice only and does not take into account your individual objectives, financial situation, needs or circumstances. Before making any investment decision, you should therefore assess whether the material is appropriate for you and obtain financial advice tailored to you having regard to your individual objectives, financial situation, needs and circumstances. Refer to BIMAL's Financial Services Guide on its website for more information. This material is not a financial product recommendation or an offer or solicitation with respect to the purchase or sale of any financial product in any jurisdiction. Information provided is for illustrative and informational purposes and is subject to change. It has not been approved by any regulator.

This material is not intended for distribution to, or use by, any person or entity in any jurisdiction or country where such distribution or use would be contrary to local law or regulation. BIMAL is a part of the global BlackRock Group which comprises of financial product issuers and investment managers around the world. BIMAL is the issuer of financial products and acts as an investment manager in Australia. BIMAL does not offer financial products to persons in New Zealand who are retail investors (as that term is defined in the Financial Markets Conduct Act 2013 (FMCA)). This material does not constitute or relate to such an offer. To the extent that this material does constitute or relate to such an offer of financial products, the offer is only made to, and capable of acceptance by, persons in New Zealand who are wholesale investors (as that term is defined in the FMCA).

BIMAL, its officers, employees and agents believe that the information in this material and the sources on which it is based (which may be sourced from third parties) are correct as at the date of publication. While every care has been taken in the preparation of this material, no warranty of accuracy or reliability is given and no responsibility for the information is accepted by BIMAL, its officers, employees or agents. Except where contrary to law, BIMAL excludes all liability for this information. No part of this material may be reproduced or distributed in any manner without the prior written permission of BIMAL.

In Singapore, this is issued by BlackRock (Singapore) Limited (Co. registration no. 200010143N) for use only with institutional and accredited investors as defined in Section 4A of the Securities and Futures Act, Chapter 289 of Singapore. This advertisement or publication has not been reviewed by the Monetary Authority of Singapore.

In Hong Kong, this material is issued by BlackRock Asset Management North Asia Limited and has not been reviewed by the Securities and Futures Commission of Hong Kong. This material is for distribution to “Professional Investors” (as defined in the Securities and Futures Ordinance (Cap.571 of the laws of Hong Kong) and any rules made under that ordinance.) and should not be relied upon by any other persons or redistributed to retail clients in Hong Kong.

In Japan, this is issued by BlackRock Japan Co., Ltd. (Financial Instruments Business Operator: The Kanto Regional Financial Bureau. License No375, Association Memberships: Japan Investment Advisers Association, The Investment Trusts Association, Japan, Japan Securities Dealers Association, Type II Financial Instruments Firms Association) for Institutional Investors only. All strategies or products BLK Japan offer through the discretionary investment contracts or through investment trust funds do not guarantee the principal amount invested. The risks and costs of each strategy or product we offer cannot be indicated here because the financial instruments in which they are invested vary each strategy or product. Therefore, before deciding to receive our strategies or products, please refer to the document provided prior to the execution of agreement, prospectus, terms and conditions of investment trust and the explanatory document, etc. that will be delivered to you in accordance with each offering model and confirm the contents thereof.

For Other Countries in APAC: This material is provided for your informational purposes only and must not be distributed to any other persons or redistributed. This material is issued for Institutional Investors only (or professional/sophisticated/qualified investors as such term may apply in local jurisdictions) and does not constitute investment advice or an offer or solicitation to purchase or sell in any securities, BlackRock funds or any investment strategy nor shall any securities be offered or sold to any person in any jurisdiction in which an offer, solicitation, purchase or sale would be unlawful under the securities laws of such jurisdiction.

Any research in this document has been procured and may have been acted on by BlackRock for its own purpose. The results of such research are being made available only incidentally. The views expressed do not constitute investment or any other advice and are subject to change. They do not necessarily reflect the views of any company in the BlackRock Group or any part thereof and no assurances are made as to their accuracy.

This document is for information purposes only and does not constitute an offer or invitation to anyone to invest in any BlackRock funds and has not been prepared in connection with any such offer.

There is no guarantee that research capabilities will contribute to a positive investment outcome.

12 **From data to deals** | An AI-driven approach to growth investing

In Latin America, for institutional investors and financial intermediaries only (not for public distribution). This material is for educational purposes only and does not constitute investment advice or an offer or solicitation to sell or a solicitation of an offer to buy any shares of any fund or security and it is your responsibility to inform yourself of, and to observe, all applicable laws and regulations of your relevant jurisdiction. If any funds are mentioned or inferred in this material, such funds may not be registered with the securities regulators of Argentina, Brazil, Chile, Colombia, Mexico, Panama, Peru, Uruguay or any other securities regulator in any Latin American country and thus, may not be publicly offered in any such countries. The securities regulators of any country within Latin America have not confirmed the accuracy of any information contained herein. No information discussed herein can be provided to the general public in Latin America. The contents of this material are strictly confidential and must not be passed to any third party.

In Argentina, only for use with Qualified Investors under the definition as set by the Comisión Nacional de Valores (CNV).

In Brazil, this private offer does not constitute a public offer, and is not registered with the Brazilian Securities and Exchange Commission, for use only with professional investors as such term is defined by the Comissão de Valores Mobiliários.

In Chile, the securities if any described in this document are foreign securities, therefore: i) their rights and obligations will be subject to the legal framework of the issuer's country of origin, and therefore, investors must inform themselves regarding the form and means through which they may exercise their rights; and that ii) the supervision of the Commission for the Financial Market (Comisión para el Mercado Financiero or "CMF") will be concentrated exclusively on compliance with the information obligations established in General Standard No. 352 of the CMF and that, therefore, the supervision of the security and its issuer will be mainly made by the foreign regulator.

In the case of a fund not registered with the CMF is subject to General Rule No. 336 issued by the SVS (now the CMF). The subject matter of this sale may include securities not registered with the CMF; therefore, such securities are not subject to the supervision of the CMF. Since the securities are not registered in Chile, there is no obligation of the issuer to make publicly available information about the securities in Chile. The securities shall not be subject to public offering in Chile unless registered with the relevant registry of the CMF.

In Colombia, the promotion of each product discussed herein is carried out through the Representative Office of BlackRock Fund Advisors, authorized by the Colombian Financial Superintendence.

The transmission of this information does not constitute a securities public offering in Colombia. The products discussed herein may not be promoted or marketed in Colombia or to Colombian residents unless such promotion and marketing is made in compliance with Decree 2555 of 2010 and other applicable rules and regulations related to the promotion of foreign financial and/or securities related products or services in Colombia.

With the receipt of these materials, and unless the Client contacts BlackRock with additional requests for information, the Client agrees to have been provided the information for due advisory required by the marketing and promotion regulatory regime applicable in Colombia.

IN MEXICO, FOR INSTITUTIONAL AND QUALIFIED INVESTORS USE ONLY. INVESTING INVOLVES RISK, INCLUDING POSSIBLE LOSS OF PRINCIPAL. THIS MATERIAL IS PROVIDED FOR EDUCATIONAL AND INFORMATIONAL PURPOSES ONLY AND DOES NOT CONSTITUTE AN OFFER OR SOLICITATION TO SELL OR A SOLICITATION OF AN OFFER TO BUY ANY SHARES OF ANY FUND OR SECURITY. This information does not consider the investment objectives, risk tolerance or the financial circumstances of any specific investor. This information does not replace the obligation of financial advisor to apply his/her best judgment in making investment decisions or investment recommendations. It is your responsibility to inform yourself of, and to observe, all applicable laws and regulations of Mexico. If any funds, securities or investment strategies are mentioned or inferred in this material, such funds, securities or strategies have not been registered with the Mexican National Banking and Securities Commission (Comisión Nacional Bancaria y de Valores, the "CNBV") and thus, may not be publicly offered in Mexico. The CNBV has not confirmed the accuracy of any information contained herein. The provision of investment management and investment advisory services ("Investment Services") is a regulated activity in Mexico, subject to strict rules, and performed under the supervision of the CNBV. These materials (Ley del Mercado de Valores). Each potential investor shall make its own investment decision based on their own analysis of the available information. Please note that by receiving these materials, it shall be construed as a representation by the receiver that it is an Institutional or Qualified investor as defined under Mexican law. BlackRock México Operadora, S.A. de C.V., Sociedad Operadora de Fondos de Inversión ("BlackRock México Operadora") is a Mexican subsidiary of BlackRock, Inc., authorized by the CNBV as a Mutual Fund Manager (Operadora de Fondos), and as such, authorized to manage Mexican mutual funds, ETFs and provide Investment Advisory Services. For more information on the Investment Services offered by BlackRock Mexico, please review our Investment Services Guide available in www.blackrock.com/mx.

This material represents an assessment at a specific time and its information should not be relied upon by the you as research or investment advice regarding the funds, any security or investment strategy in particular. Reliance upon information in this material is at your sole discretion. BlackRock México is not authorized to receive deposits, carry out intermediation activities, or act as a broker dealer, or bank in Mexico. For more information on BlackRock México, please visit: www.blackrock.com/mx. BlackRock receives revenue in the form of advisory fees for our advisory services and management fees for our mutual funds, exchange traded funds and collective investment trusts. Any modification, change, distribution or inadequate use of information of this document is not responsibility of BlackRock or any of its affiliates. Pursuant to the Mexican Data Privacy Law (Ley Federal de Protección de Datos Personales en Posesión de Particulares), to register your personal data you must confirm that you have read and understood the Privacy Notice of BlackRock México Operadora. For the full disclosure, please visit www.blackrock.com/mx and accept that your personal information will be managed according with the terms and conditions set forth therein.

In Peru, this private offer does not constitute a public offer, and is not registered with the Securities Market Public Registry of the Peruvian Securities Market Commission, for use only with institutional investors as such term is defined by the Superintendencia de Banca, Seguros y AFP.

In Uruguay, the securities are not and will not be registered with the Central Bank of Uruguay. The Securities are not and will not be offered publicly in or from Uruguay and are not and will not be traded on any Uruguayan stock exchange. This offer has not been and will not be announced to the public and offering materials will not be made available to the general public except in circumstances which do not constitute a public offering of securities in Uruguay, in compliance with the requirements of the Uruguayan Securities Market Law (Law Nº 18.627 and Decree 322/011).

For investors in Central America, these securities have not been registered before the Securities Superintendence of the Republic of Panama, nor did the offer, sale or their trading procedures. The registration exemption has made according to numeral 3 of Article 129 of the Consolidated Text containing of the Decree-Law No. 1 of July 8, 1999 (institutional investors). Consequently, the tax treatment set forth in Articles 334 to 336 of the Unified Text containing Decree-Law No. 1 of July 8, 1999, does not apply to them. These securities are not under the supervision of the Securities Superintendence of the Republic of Panama. The information contained herein does not describe any product that is supervised or regulated by the National Banking and Insurance Commission (CNBS) in Honduras. Therefore any investment described herein is done at the investor's own risk. In Costa Rica, any securities or services mentioned herein constitute an individual and private offer made through reverse solicitation upon reliance on an exemption from registration before the General Superintendence of Securities ("SUGEVAL"), pursuant to articles 7 and 8 of the Regulations on the Public Offering of Securities ("Reglamento sobre Oferta Pública de Valores"). This information is confidential, and is not to be reproduced or distributed to third parties as this is NOT a public offering of securities in Costa Rica. The product being offered is not intended for the Costa Rican public or market and neither is registered or will be registered before the SUGEVAL, nor can be traded in the secondary market. If any recipient of this documentation receives this document in El Salvador, such recipient acknowledges that the same has been delivered upon their request and instructions, and on a private placement basis. In Guatemala, this communication and any accompanying information (the "Materials") are intended solely for informational purposes and do not constitute (and should not be interpreted to constitute) the offering, selling, or conducting of business with respect to such securities, products or services in the jurisdiction of the addressee (this "Jurisdiction"), or the conducting of any brokerage, banking or other similarly regulated activities ("Financial Activities") in the Jurisdiction. Neither BlackRock, nor the securities, products and services described herein, are registered (or intended to be registered) in the Jurisdiction. Furthermore, neither BlackRock, nor the securities, products, services or activities described herein, are regulated or supervised by any governmental or similar authority in the Jurisdiction. The Materials are private, confidential and are sent by BlackRock only for the exclusive use of the addressee. The Materials must not be publicly distributed and any use of the Materials by anyone other than the addressee is not authorized. The addressee is required to comply with all applicable laws in the Jurisdiction, including, without limitation, tax laws and exchange control regulations, if any.

There is no guarantee that research capabilities will contribute to a positive investment outcome.

There is no guarantee that research capabilities will contribute to a positive investment outcome.

For investors in the Caribbean, any funds mentioned or inferred in this material have not been registered under the provisions of the Investment Funds Act of 2003 of the Bahamas, nor have they been registered with the securities regulators of Dominica, the Cayman Islands, the British Virgin Islands, Grenada, Trinidad & Tobago or any jurisdiction in the Organisation of Eastern Caribbean States, and thus, may not be publicly offered in any such jurisdiction. Engaging in marketing, offering or selling any fund from within the Cayman Islands to persons or entities in the Cayman Islands may be deemed carrying on business in the Cayman Islands. As a non-Cayman Islands person, BlackRock may not carry on or engage in any trade or business unless it properly registers and obtains a license for such activities in accordance with the applicable Cayman Islands law. In the Dominican Republic, any securities mentioned or inferred in this material may only be offered in a private character according to the laws of the Dominican Republic, falling beyond the scope of articles 1 numeral (31), 46 et al of Law 249-17 dated December 19, 2017, as amended and its Regulations. Since no governmental authorizations are required in such offering, any "securities" mentioned or inferred in this material have not been and will not be registered with the Stock Market Superintendency of the Dominican Republic (Superintendencia de Mercado de Valores de la República Dominicana), and these "securities" may only be circulated, offered and sold in the Dominican Republic in a private manner based on the criteria established under Dominican laws and regulations.

Any research in this document has been procured and may have been acted on by BlackRock for its own purpose. The results of such research are being made available only incidentally. The views expressed do not constitute investment or any other advice and are subject to change. They do not necessarily reflect the views of any company in the BlackRock Group or any part thereof and no assurances are made as to their accuracy.

This document is for information purposes only and does not constitute an offer or invitation to anyone to invest in any BlackRock funds and has not been prepared in connection with any such offer.

© 2026 BlackRock, Inc. or its affiliates. All Rights Reserved. **BLACKROCK** is a trademark of BlackRock, Inc. or its affiliates. All other trademarks are those of their respective owners.

260588T-0426