

**ACTIVE****TENM**

# iShares US Large Cap Moderate Buffer Mar UCITS ETF U.S. Dollar (Accumulating) iShares VI plc

**iShares**  
by BlackRock
**May 2026**
**Performance, Portfolio Breakdowns and Net Asset information as at: 31-May-2026. All other data as at 10-Jun-2026.**
**This document is marketing material.** For Investors in the Finland. Investors should read the KIID/PRIIPs document and prospectus prior to investing, and should refer to the prospectus for the funds full list of risks.

## FUND OVERVIEW

The Fund is actively managed and aims to reflect the price return of US large cap equities represented by the S&P 500 Index (the "Index") up to an approximate cap on positive performance of the Index (the "Upside Cap") whilst seeking to provide a level of downside protection against negative performance of the Index (the "Approximate Buffer") when shares are held from the beginning to the end of a specified one-year outcome period (the "Outcome Period").

## KEY BENEFITS

1. Provides exposure to US large cap equities represented by the S&P 500 Index and a level of downside protection against negative performance.
2. The approximate Buffer aims to protect against approximately 10% of the Index's downside performance from its starting point where shares are held for an entire Outcome Period (less fees and expenses), whilst also providing the ability to capture market upside to a set cap.
3. Through its outcome period, the Fund has the potential to protect against equity volatility.

## RISK INDICATOR

### Lower Risk

Potentially Lower Rewards

### Higher Risk

Potentially Higher Rewards


**CAPITAL AT RISK:** The value of investments and the income from them can fall as well as rise and are not guaranteed. Investors may not get back the amount originally invested.

## KEY RISKS:

- The value of equities and equity-related securities can be affected by daily stock market movements, political factors, economic news, company earnings and significant corporate events.
- Derivatives may be highly sensitive to changes in the value of the asset on which they are based and can increase the size of losses and gains, resulting in greater fluctuations in the value of the Fund. The impact to the Fund can be greater where derivatives are used in an extensive or complex way.
- There can be no guarantee that the Fund will be successful in its strategy to provide downside protection against the Index losses. In the event an investor purchases Shares after an Outcome Period begins or sells Shares prior to the end of the Outcome Period, the investor may not benefit fully from the loss protection of the Approximate Buffer. In the event that the Index experiences gains in excess of the upside limit, the Fund will not participate in those gains beyond the upside limit.
- Counterparty Risk: The insolvency of any institutions providing services such as safekeeping of assets or acting as counterparty to derivatives or other instruments, may expose the Share Class to financial loss.

## Product Information

ISIN : IE000AY2ERH5

Share Class Launch Date : 31-Mar-2026

Share Class Currency : USD

Total Expense Ratio : 0.50%

Use of Income : Accumulating

Net Assets of Share Class (M) : 17.85 USD

## KEY FACTS

Comparator<sup>1</sup> : S&P 500 Price Return Index

Asset Class : Equity

Fund Launch Date : 31-Mar-2026

Net Assets of Fund (M) : 17.85 USD

SFDR Classification : Other

Domicile : Ireland

Issuing Company : iShares VI plc

## PORTFOLIO CHARACTERISTICS

Price to Book Ratio : 3.81x

Price to Earnings Ratio : 30.06x

Number of Holdings : 109

Please refer to the Glossary for more details.

**iShares US Large Cap Moderate Buffer Mar  
UCITS ETF  
U.S. Dollar (Accumulating)  
iShares VI plc**



**CALENDAR YEAR PERFORMANCE**

Returns not available as there is less than one year performance data.



**GROWTH OF HYPOTHETICAL 10,000 USD SINCE INCEPTION**

Returns not available as there is less than one year performance data.

**CUMULATIVE & ANNUALISED PERFORMANCE**

Returns not available as there is less than one year performance data.

**The figures shown relate to past performance. Past performance is not a reliable indicator of current or future performance and should not be the sole factor of consideration when selecting a product or strategy.** Share Class and Benchmark performance displayed in USD, hedged share class benchmark performance is displayed in USD. Performance is shown on a Net Asset Value (NAV) basis, with gross income reinvested where applicable. The return of your investment may increase or decrease as a result of currency fluctuations if your investment is made in a currency other than that used in the past performance calculation. **Source:** BlackRock

 Share Class      iShares US Large Cap Moderate Buffer Mar UCITS ETF U.S. Dollar (Accumulating)  
 Comparator<sup>11</sup>      S&P 500 Price Return Index

# iShares US Large Cap Moderate Buffer Mar UCITS ETF

## U.S. Dollar (Accumulating)

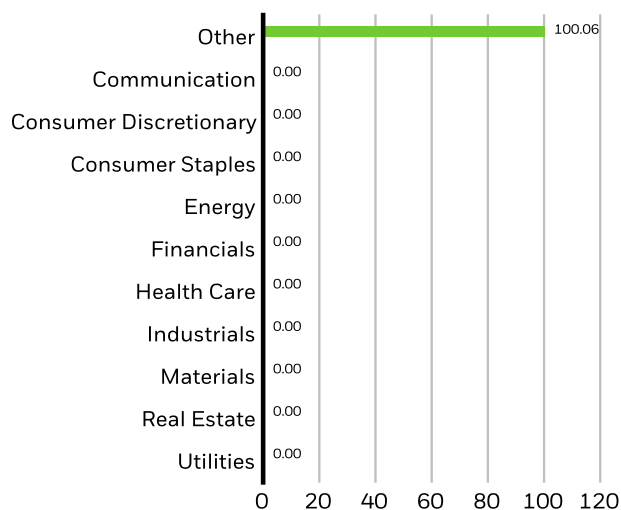
### iShares VI plc

#### Top 10 Holdings

S&P 500 TOTAL RETURN INDEX 500	105.63%
TESLA INC	4.73%
APPLE INC	4.65%
MONOLITHIC POWER SYSTEMS INC	4.47%
SYNOPSYS INC	4.23%
NETAPP INC	3.35%
ADVANCED MICRO DEVICES INC	2.78%
ELI LILLY	2.76%
ELEVANCE HEALTH INC	2.46%
PACCAR INC	2.44%
<b>Total of Portfolio</b>	<b>137.50%</b>

Holdings are subject to change.

#### SECTOR BREAKDOWN (%)



Fund ■

Allocations are subject to change. **Source:** BlackRock

#### TRADING INFORMATION

Exchange	Euronext Amsterdam	Xetra	London Stock Exchange
Ticker	TENM	MNTE	TENM
Bloomberg Ticker	TENM NA	MNTE GY	TENM LN
RIC	TENM.AS	MNTE.DE	TENM.L
SEDOL	BVSWC08	BVSWBZ6	BVSWCV9
Listing Currency	USD	EUR	GBP

This product is also listed on: Borsa Italiana, SIX Swiss Exchange

# iShares US Large Cap Moderate Buffer Mar UCITS ETF U.S. Dollar (Accumulating) iShares VI plc

**iShares**  
by BlackRock

## GLOSSARY

**SFDR Classification: Article 8:** Products that promote environmental or social characteristics and promote good governance practices.

**Article 9:** Products that have sustainable investments as an objective and follow good governance practices. **Other:** Products that do not meet the criteria to be classified as Article 8 or 9.

**Price to Earnings:** A valuation ratio of a company's current share price compared to its per-share earnings in the current forecast year, calculated as current share price divided by current earnings per share.

**Price to Book Ratio:** represents the ratio of the current closing price of the share to the latest quarter's book value per share.

## IMPORTANT INFORMATION:

**In the European Economic Area (EEA):** this is Issued by BlackRock (Netherlands) B.V. is authorised and regulated by the Netherlands Authority for the Financial Markets. Registered office Amstelplein 1, 1096 HA, Amsterdam, Tel: 020 – 549 5200, Tel: 31-20-549-5200. Trade Register No. 17068311 For your protection telephone calls are usually recorded. For Ireland and only in relation to Per Se Professionals and/or Eligible Counterparties (i.e., Professional Investors), this may also be issued by BlackRock Investment Management (UK) Limited, authorised and regulated by the Financial Conduct Authority. Registered office: 12 Throgmorton Avenue, London, EC2N 2DL. Tel: + 44 (0)20 7743 3000. Registered in England and Wales No. 02020394. For your protection telephone calls are usually recorded. Please refer to the Financial Conduct Authority website for a list of authorised activities conducted by BlackRock.

**In the UK and Non-European Economic Area (EEA) countries (excluding Switzerland):** this is Issued by BlackRock Investment Management (UK) Limited, authorised and regulated by the Financial Conduct Authority. Registered office: 12 Throgmorton Avenue, London, EC2N 2DL. Tel: + 44 (0)20 7743 3000. Registered in England and Wales No. 02020394. For your protection telephone calls are usually recorded. Please refer to the Financial Conduct Authority website for a list of authorised activities conducted by BlackRock.

This is Marketing Material. iShares plc, iShares II plc, iShares III plc, iShares IV plc, iShares V plc, iShares VI plc and iShares VII plc (together 'the Companies') are open-ended investment companies with variable capital having segregated liability between their funds organised under the laws of Ireland and authorised by the Central Bank of Ireland. The Prospectus (Available in French, German, Polish and English Languages) Key Investor Information document (UK only), PRIIPs KID and further information about the Fund and the Share Class, such as details of the key underlying investments of the Share Class and share prices, is available on the iShares website at [www.ishares.com](http://www.ishares.com) or by calling +44 (0)845 357 7000 or from your broker or financial adviser. The indicative intra-day net asset value of the Share Class is available at <http://deutsche-boerse.com> and/or <http://www.reuters.com>. A UCITS ETF's units / shares that have been acquired on the secondary market cannot usually be sold directly back to the UCITS ETF itself. Investors who are not Authorised Participants must buy and sell shares on a secondary market with the assistance of an intermediary (e.g. a stockbroker) and may incur fees and additional taxes in doing so. In addition, as the market price at which the Shares are traded on the secondary market may differ from the Net Asset Value per Share, investors may pay more than the then current Net Asset Value per Share when buying shares and may receive less than the current Net Asset Value per Share when selling them. UCITS HAVE NO GUARANTEED RETURN AND PAST PERFORMANCE DOES NOT GUARANTEE THE FUTURE ONES

## This document is marketing material and will expire 12 months after issue

This document is not, and under no circumstances is to be construed as an advertisement or any other step in furtherance of a public offering of shares in the United States or Canada. This document is not aimed at persons who are resident in the United States, Canada or any province or territory thereof, where the companies/securities are not authorised or registered for distribution and where no prospectus has been filed with any securities commission or regulatory authority. The companies/securities may not be acquired or owned by, or acquired with the assets of, an ERISA Plan.

Any research in this document has been procured and may have been acted on by BlackRock for its own purpose. The results of such research are being made available only incidentally. The views expressed do not constitute investment or any other advice and are subject to change. They do not necessarily reflect the views of any company in the BlackRock Group or any part thereof and no assurances are made as to their accuracy

This document is for information purposes only and does not constitute an offer or invitation to anyone to invest in any BlackRock funds and has not been prepared in connection with any such offer.

© 2026 BlackRock, Inc. All Rights reserved. BLACKROCK, BLACKROCK SOLUTIONS, and iSHARES are trademarks of BlackRock, Inc. or its affiliates All other trademarks are those of their respective owners