

Tactical Opportunities Fund

Class D Hedged Euro

BlackRock Funds I ICAV

Performance, Portfolio Breakdowns and Net Assets information as at: 31-May-2026. All other data as at 11-Jun-2026.

This document is marketing material. For Investors in Sweden. Investors should read the KIID/PRIIPs document and prospectus prior to investing, and should refer to the prospectus for the funds full list of risks.

FUND OVERVIEW

- The Fund seeks to achieve a positive absolute return on your investment through a combination of capital growth and income with a limited correlation to market movements.
- The Fund has a flexible approach to asset allocation and will seek to gain exposure across a variety of asset classes. In order to achieve its objective the Fund will invest globally in equity securities (e.g. shares), equity-related (ER) securities, fixed income (FI) securities (e.g. bonds), FI-related securities, money market instruments (MMIs) (e.g. debt instruments with short-term maturities), asset backed securities (ABS) and mortgage-backed securities (MBS) (i.e. financial securities backed by cash flows from debt), deposits, cash and other funds (including exchange traded funds). The FI securities and MMIs may be issued by governments, government agencies, companies and supranationals (e.g. the International Bank for Reconstruction and Development) globally and may include investments with a relatively low credit rating or which are unrated. The Investment Manager (IM) will use a combination of systematic (i.e. rule based) models and discretionary investment techniques. The IM seeks to identify investment opportunities across a global investment universe according to the macroeconomic categories of 'growth' (focusing on assets with attractive exposure to economic growth), 'inflation' (focusing on FI securities with attractive real rates of return), 'policy' (focusing on countries with monetary policy regimes with a tendency to take steps to stimulate economic growth) and 'pricing' (focusing on attractively priced assets globally).
- The IM will take into account certain environmental, social and governance (ESG) criteria when selecting investments for the Fund as disclosed in the prospectus. For further details please refer to the prospectus. The Fund may have indirect exposure (e.g. through financial derivative instruments (FDIs) (i.e. investments the prices of which are based on one or more underlying assets) and other funds) to issuers with exposures that are inconsistent with the IM's ESG analysis

RISK INDICATOR

Lower Risk

Potentially Lower Rewards

Higher Risk

Potentially Higher Rewards



CAPITAL AT RISK: The value of investments and the income from them can fall as well as rise and are not guaranteed. Investors may not get back the amount originally invested.

KEY RISKS:

- Equities and equity-related securities can be affected by daily stock market movements. Fixed Income securities can be affected by changes to interest rates, credit risk and potential or actual credit rating downgrades. Non-investment grade FI securities can be more sensitive to these events. ABS and MBS may have high levels of borrowing and not fully reflect the value of underlying assets. FDIs are highly sensitive to changes in the value of the asset they are based on. The impact is greater where FDIs are used in an extensive or complex way.
- Due to its investment strategy an 'Absolute Return' fund may not move in line with market trends or fully benefit from a positive market environment.
- Counterparty Risk: The insolvency of any institutions providing services such as safekeeping of assets or acting as counterparty to derivatives or other instruments, may expose the Fund to financial loss.
- Credit Risk: The issuer of a financial asset held within the Fund may not pay income or repay capital to the Fund when due.
- Liquidity Risk: Lower liquidity means there are insufficient buyers or sellers to allow the Fund to sell or buy investments readily.

RATINGS**



KEY FACTS

Comparator¹: ICE BofA 3-Month U.S. Treasury Bill Index

Comparator²: MSCI WORLD 60% / BBG GLOBAL AGG 40%

Asset Class : Multi Asset

Fund Launch Date : 25-Jul-2019

Share Class Launch Date : 25-Jul-2019

Fund Base Currency : USD

Share Class Currency : EUR

Net Assets of Fund (M) : 1,255.30 USD

Morningstar Category : Macro Trading EUR

SFDR Classification : Article 8

Domicile : Ireland

ISIN : IE00BK4PZW71

Use of Income : Accumulating

Management Company : BlackRock Asset Management Ireland Limited

Analyst-Driven %ⁱ : 100.00%

Data Coverage %ⁱⁱ : 100.00%

FEES AND CHARGES

Annual Management Fee : 0.75%

Ongoing Charge : 0.75%

Performance Fee : -

DEALING INFORMATION

Settlement : Trade Date + 3 days

Dealing Frequency : Daily, forward pricing basis

PORTFOLIO MANAGER(S)

Thomas Becker

Daniel Caderas

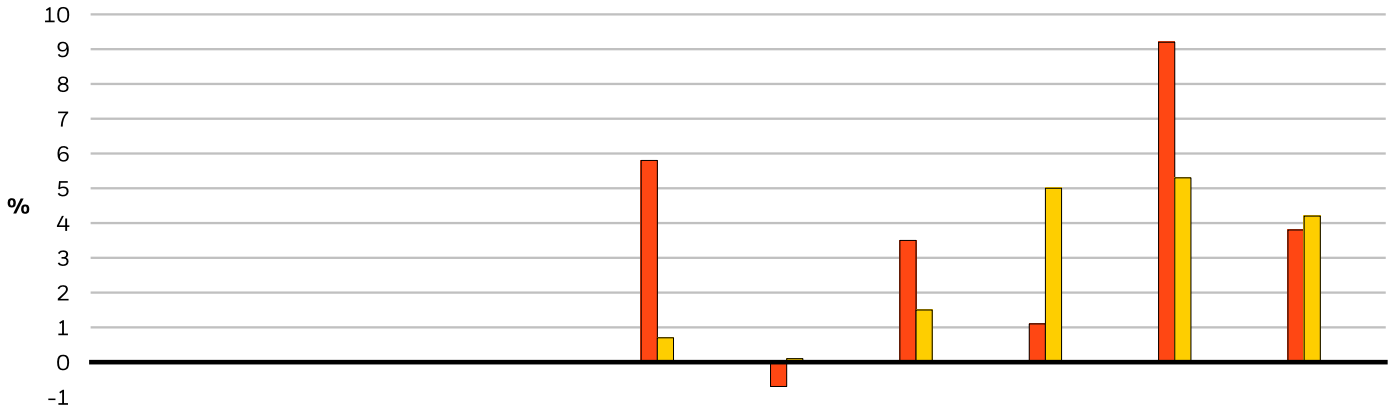
Philip Green

Richard Murrall

Michael Pensky

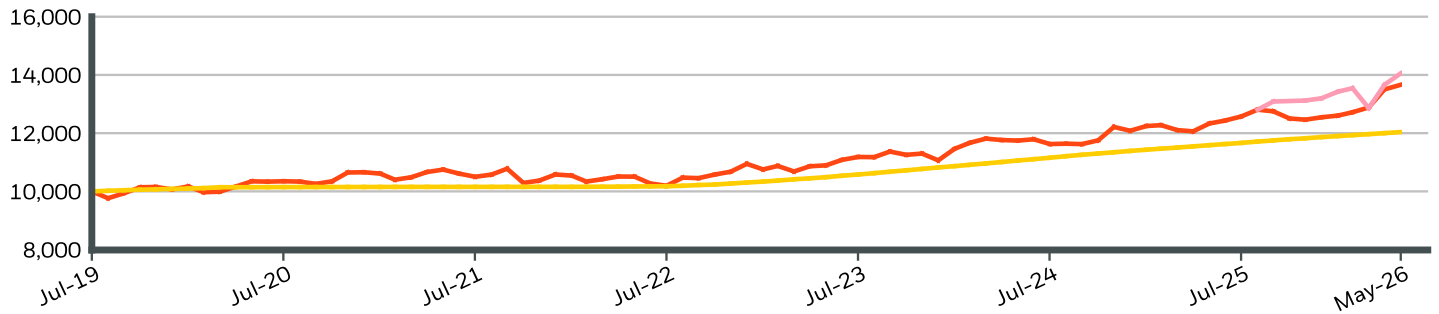
Please refer to the Glossary for more details.

CALENDAR YEAR PERFORMANCE



	2016	2017	2018	2019	2020	2021	2022	2023	2024	2025
Share Class	-	-	-	-	5.85	-0.73	3.46	1.10	9.19	3.83
Comparator^{f1}	-	-	-	-	0.67	0.05	1.46	5.01	5.25	4.18
Comparator^{f2}	-	-	-	-	-	-	-	-	-	-

GROWTH OF HYPOTHETICAL 10,000 EUR SINCE INCEPTION



CUMULATIVE & ANNUALISED PERFORMANCE

	CUMULATIVE (%)					ANNUALISED (% p.a.)		
	1m	3m	6m	YTD	1y	3y	5y	Since Inception
Share Class	1.17	7.42	9.62	8.90	10.78	7.84	4.91	4.65
Comparator^{f1}	0.30	0.89	1.80	1.45	3.88	4.70	3.46	2.75
Comparator^{f2}	2.87	3.78	7.12	6.50	-	-	-	-

The figures shown relate to past performance. Past performance is not a reliable indicator of current or future performance and should not be the sole factor of consideration when selecting a product or strategy. Share Class and Benchmark performance displayed in EUR, hedged share class benchmark performance is displayed in USD. Performance is shown on a Net Asset Value (NAV) basis, with gross income reinvested where applicable. The return of your investment may increase or decrease as a result of currency fluctuations if your investment is made in a currency other than that used in the past performance calculation. **Source:** BlackRock

- Share Class Tactical Opportunities Fund Class D Hedged Euro
- Comparator^{f1} ICE BofA 3-Month U.S. Treasury Bill Index
- Comparator^{f2} MSCI WORLD 60% / BBG GLOBAL AGG 40%

Tactical Opportunities Fund

Class D Hedged Euro

BlackRock Funds I ICAV



Top 10 Holdings

ICE: (CDX.NA.IG.46.V1) 1 06/20/2031 ICE	20.42%
ICE: (CDX.NA.HY.46.V2) 5 06/20/2031 ICE	6.47%
NVIDIA CORP	4.40%
APPLE INC	3.78%
MICROSOFT CORP	2.63%
AMAZON.COM INC	2.54%
TRSWAP: KMM6 FUTURE 11-JUN-2026	1.92%
BROADCOM INC	1.82%
ALPHABET INC CLASS A	1.79%
ALPHABET INC CLASS C	1.45%
Total of Portfolio	47.22%

Holdings subject to change

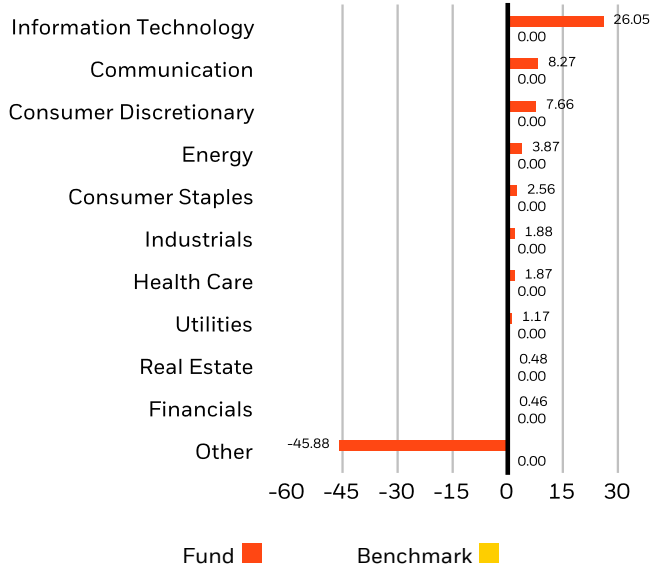
PORTFOLIO CHARACTERISTICS

Modified Duration : -2.64 yrs
Price to Book Ratio : 4.21x
Price to Earnings Ratio : 25.91x
Weighted Average Market Capitalization (M) : 1,295,199 USD
Number of Holdings : 671

GEOGRAPHIC BREAKDOWN (%)

Exposure breakdowns data is unavailable at this time.

SECTOR BREAKDOWN (%)



Negative weightings may result from specific circumstances (including timing differences between trade and settlement dates of securities purchased by the funds) and/or the use of certain financial instruments, including derivatives, which may be used to gain or reduce market exposure and/or risk management. Allocations are subject to change

REGIONAL EXPOSURE (%)



Allocations are subject to change. Source: BlackRock

SUSTAINABILITY CHARACTERISTICS

Sustainability Characteristics provide investors with specific non-traditional metrics. Alongside other metrics and information, these enable investors to evaluate funds on certain environmental, social and governance characteristics. Sustainability Characteristics do not provide an indication of current or future performance nor do they represent the potential risk and reward profile of a fund. They are provided for transparency and for information purposes only. Sustainability Characteristics should not be considered solely or in isolation, but instead are one type of information that investors may wish to consider when assessing a fund.

The metrics are not indicative of how or whether ESG factors will be integrated into a fund. **Unless otherwise stated in fund documentation and included within a fund's investment objective, the metrics do not change a fund's investment objective or constrain the fund's investable universe, and there is no indication that an ESG or Impact focused investment strategy or exclusionary screens will be adopted by a fund.** For more information regarding a fund's investment strategy, please see the fund's prospectus.

MSCI ESG % Coverage	93.99%	MSCI ESG Fund Rating (AAA-CCC)	A
MSCI ESG Quality Score - Peer Percentile	44.94%	MSCI ESG Quality Score (0-10)	6.61
Funds in Peer Group	21	Fund Lipper Global Classification	Absolute Return USD Medium
MSCI Weighted Average Carbon Intensity % Coverage	64.39%	MSCI Weighted Average Carbon Intensity (Tons CO2E/\$M SALES)	80.00

All data is from MSCI ESG Fund Ratings as of **22-May-2026**, based on holdings as of **31-Jan-2026**. As such, the fund's sustainable characteristics may differ from MSCI ESG Fund Ratings from time to time.

To be included in MSCI ESG Fund Ratings, 65% (or 50% for bond funds and money market funds) of the fund's gross weight must come from securities with ESG coverage by MSCI ESG Research (certain cash positions and other asset types deemed not relevant for ESG analysis by MSCI are removed prior to calculating a fund's gross weight; the absolute values of short positions are included but treated as uncovered), the fund's holdings date must be less than one year old, and the fund must have at least ten securities.

IMPORTANT INFORMATION:

Certain information contained herein (the "Information") has been provided by MSCI ESG Research LLC, a RIA under the Investment Advisers Act of 1940, and may include data from its affiliates (including MSCI Inc. and its subsidiaries ("MSCI")), or third party suppliers (each an "Information Provider"), and it may not be reproduced or disseminated in whole or in part without prior written permission. The Information has not been submitted to, nor received approval from, the US SEC or any other regulatory body. The Information may not be used to create any derivative works, or in connection with, nor does it constitute, an offer to buy or sell, or a promotion or recommendation of, any security, financial instrument or product or trading strategy, nor should it be taken as an indication or guarantee of any future performance, analysis, forecast or prediction. Some funds may be based on or linked to MSCI indexes, and MSCI may be compensated based on the fund's assets under management or other measures. MSCI has established an information barrier between equity index research and certain Information. None of the Information in and of itself can be used to determine which securities to buy or sell or when to buy or sell them. The Information is provided "as is" and the user of the Information assumes the entire risk of any use it may make or permit to be made of the Information. Neither MSCI ESG Research nor any Information Party makes any representations or express or implied warranties (which are expressly disclaimed), nor shall they incur liability for any errors or omissions in the Information, or for any damages related thereto. The foregoing shall not exclude or limit any liability that may not by applicable law be excluded or limited.

GLOSSARY

MSCI ESG Fund Rating (AAA-CCC): The MSCI ESG Rating is calculated as a direct mapping of ESG Quality Scores to letter rating categories (e.g. AAA = 8.6-10). The ESG Ratings range from leader (AAA, AA), average (A, BBB, BB) to laggard (B, CCC).

MSCI ESG Quality Score (0-10): The MSCI ESG Quality Score (0 - 10) for funds is calculated using the weighted average of the ESG scores of fund holdings. The Score also considers ESG Rating trend of holdings and the fund exposure to holdings in the laggard category. MSCI rates underlying holdings according to their exposure to industry specific ESG risks and their ability to manage those risks relative to peers.

Fund Lipper Global Classification: The fund peer group as defined by the Lipper Global Classification.

MSCI Weighted Average Carbon Intensity (Tons CO2E/\$M SALES): Measures a fund's exposure to carbon intensive companies. This figure represents the estimated greenhouse gas emissions per \$1 million in sales across the fund's holdings. This allows for comparisons between funds of different sizes.

SFDR Classification: Article 8: Products that promote environmental or social characteristics and promote good governance practices. **Article 9:** Products that have sustainable investments as an objective and follow good governance practices. **Other:** Products that do not meet the criteria to be classified as Article 8 or 9.

Modified Duration: A measure of price sensitivity of a bond to changes in interest rates. The Modified Duration of the fund is calculated as the average of the underlying bonds' modified duration values, adjusted to take account of their relative weight (size) within the fund.

Price to Earnings: A valuation ratio of a company's current share price compared to its per-share earnings in the current forecast year, calculated as current share price divided by current earnings per share.

Data Coverage %ⁱⁱ is available input data for rating calculation at the Pillar level

MSCI ESG % Coverage: Percentage of the fund's holdings for which the MSCI ESG ratings data is available. The MSCI ESG Fund Rating, MSCI ESG Quality Score, and MSCI ESG Quality Score - Peer Percentile metrics are displayed for funds with at least 65% coverage.

MSCI ESG Quality Score - Peer Percentile: The fund's ESG Percentile compared to its Lipper peer group.

Funds in Peer Group: The number of funds from the relevant Lipper Global Classification peer group that are also in ESG coverage.

MSCI Weighted Average Carbon Intensity % Coverage: Percentage of the fund's holdings for which MSCI Carbon Intensity data is available. The MSCI Weighted Average Carbon Intensity metric is displayed for funds with any coverage. Funds with low coverage may not fully represent the fund's carbon characteristics given the lack of coverage.

Average Market Cap: The average market capitalization of a fund's equity portfolio gives you a measure of the size of the companies in which the fund invests. Market capitalization is calculated by multiplying the number of a company's shares outstanding by its price per share.

Price to Book Ratio: represents the ratio of the current closing price of the share to the latest quarter's book value per share.

Analyst Driven %ⁱ is the analyst input into the overall rating assignment, including direct analyst coverage and inheritance of an analyst-rated pillar

IMPORTANT INFORMATION:

** The Morningstar Medalist RatingTM is the summary expression of Morningstar's forward-looking analysis of investment strategies using a rating scale of Gold, Silver, Bronze, Neutral, and Negative. The ratings indicate which investments Morningstar believes are likely to outperform a relevant index or peer group average on a risk-adjusted basis over time. Analysts assign three pillar ratings (People, Parent and Process) based on their qualitative assessment, subject to the oversight of the Analyst Rating Committee, and monitor and reevaluate them at least every 14 months. For more detailed information about these ratings and methodology, please go to global.morningstar.com/managerdisclosures. The ratings are not statements of fact, nor credit or risk ratings. The rating (i) should not be used as the sole basis in evaluating an investment product, (ii) involves unknown risks which may cause expectations not to occur or to differ from what was expected, (iii) are not guaranteed to be based on complete or accurate assumptions, (iv) involve the risk that the return target will not be met due to unforeseen changes in management, technology, economic development, interest rate development, operating and/or material costs, competitive pressure, supervisory law, exchange and tax rates, and/or changes in political and social conditions, and (v) should not be considered an offer or solicitation to buy or sell the investment product.

In the European Economic Area (EEA): this is Issued by BlackRock (Netherlands) B.V. is authorised and regulated by the Netherlands Authority for the Financial Markets. Registered office Amstelplein 1, 1096 HA, Amsterdam, Tel: 020 – 549 5200, Tel: 31-20-549-5200. Trade Register No. 17068311 For your protection telephone calls are usually recorded. For Ireland and only in relation to Per Se Professionals and/or Eligible Counterparties (i.e., Professional Investors), this may also be issued by BlackRock Investment Management (UK) Limited, authorised and regulated by the Financial Conduct Authority. Registered office: 12 Throgmorton Avenue, London, EC2N 2DL. Tel: + 44 (0)20 7743 3000. Registered in England and Wales No. 02020394. For your protection telephone calls are usually recorded. Please refer to the Financial Conduct Authority website for a list of authorised activities conducted by BlackRock.

In the UK and Non-European Economic Area (EEA) countries (excluding Switzerland): this is Issued by BlackRock Investment Management (UK) Limited, authorised and regulated by the Financial Conduct Authority. Registered office: 12 Throgmorton Avenue, London, EC2N 2DL. Tel: + 44 (0)20 7743 3000. Registered in England and Wales No. 02020394. For your protection telephone calls are usually recorded. Please refer to the Financial Conduct Authority website for a list of authorised activities conducted by BlackRock.

This is Marketing Material. The Tactical Opportunities Fund is a sub fund of the BlackRock Funds I ICAV (the 'Fund'). The Fund is structured as a unit trust organised under the laws of Ireland and authorised by the Central Bank of Ireland as UCITS for the purposes of UCITS Regulations. Investment in the sub-fund(s) is only open to 'Qualified Holders', as defined in the relevant Fund Prospectus. In the UK any decision to invest must be based solely on the information contained in the Company's Prospectus, Key Investor Information Document (KIID) and the latest half-yearly report and unaudited accounts and/or annual report and audited accounts, and in the EEA and Switzerland any decision to invest must be based solely on the information contained in the Company's Prospectus (Available in English, French and German languages), the most recent financial reports and the Packaged Retail and Insurance-based Investment Products Key Information Document (PRIIPs KID) and the latest half-yearly report and unaudited accounts and/or annual report and audited accounts which are available in registered jurisdictions and local language where they are registered, these can be found at www.blackrock.com on the relevant product pages. Any investment decision should be made on the basis of the information outlined above and Investors should understand all characteristics of the funds objective before investing, if applicable this includes sustainable disclosures and sustainable related characteristics of the fund as found in the prospectus, which can be found www.blackrock.com on the relevant product pages for where the fund is registered for sale. Prospectuses, Key Investor Information Documents (UK only), PRIIPs KID and application forms may not be available to investors in certain jurisdictions where the Fund in question has not been authorised. BlackRock and/or the Management Company may terminate marketing at any time. For information on investor rights and how to raise complaints please go to <https://www.blackrock.com/corporate/compliance/investor-right> available in local language in registered jurisdictions.

IMPORTANT INFORMATION:

UCITS HAVE NO GUARANTEED RETURN AND PAST PERFORMANCE DOES NOT GUARANTEE THE FUTURE ONES in local language in registered jurisdictions.

This document is marketing material and will expire 12 months after issue

Any research in this document has been procured and may have been acted on by BlackRock for its own purpose. The results of such research are being made available only incidentally. The views expressed do not constitute investment or any other advice and are subject to change. They do not necessarily reflect the views of any company in the BlackRock Group or any part thereof and no assurances are made as to their accuracy

This document is for information purposes only and does not constitute an offer or invitation to anyone to invest in any BlackRock funds and has not been prepared in connection with any such offer.

© 2026 BlackRock, Inc. All Rights reserved. BLACKROCK, BLACKROCK SOLUTIONS, and iSHARES are trademarks of BlackRock, Inc. or its affiliates All other trademarks are those of their respective owners