

PASSIVE

RU2K

iShares Russell 2000 Swap UCITS ETF

U.S. Dollar (Accumulating)

iShares VI plc

iShares
by BlackRock

May 2026

Performance, Portfolio Breakdowns and Net Asset information as at: 31-May-2026. All other data as at 10-Jun-2026.

This document is marketing material. For Investors in the Denmark. Investors should read the KIID/PRIIPs document and prospectus prior to investing, and should refer to the prospectus for the funds full list of risks.

FUND OVERVIEW

The fund aims to achieve a return on your investment, through a combination of capital growth and income on the Fund's assets, which reflects the net total return of the Russell 2000 Index, the Fund's index ("Index").

KEY BENEFITS

1. Exposure to the small capitalisation segment of the US equity universe.
2. The Fund is passively managed and invests in financial derivative instruments. In particular, it will enter into unfunded total return swaps in order to achieve its investment objective.
3. Use within your portfolio to seek medium to long term investment, though the Fund may also be suitable for shorter term exposure to the Index.

RISK INDICATOR

Lower Risk

Potentially Lower Rewards

Higher Risk

Potentially Higher Rewards



CAPITAL AT RISK: The value of investments and the income from them can fall as well as rise and are not guaranteed. Investors may not get back the amount originally invested.

KEY RISKS:

- The value of equities and equity-related securities can be affected by daily stock market movements. Other influential factors include political, economic news, company earnings and significant corporate events.
- Derivatives may be highly sensitive to changes in the value of the asset on which they are based and can increase the size of losses and gains, resulting in greater fluctuations in the value of the Fund. The impact to the Fund can be greater where derivatives are used in an extensive or complex way.
- Counterparty Risk: The insolvency of any institutions providing services such as safekeeping of assets or acting as counterparty to derivatives or other instruments, may expose the Share Class to financial loss.
- The Fund's ability to track the benchmark's performance is reliant on the counterparties to continuously deliver the performance of the benchmark in line with the swap agreements (i.e. counterparty risk) and would also be affected by any spread between the pricing of the swaps and the pricing of the benchmark. If any swap counterparty fails to provide sufficient assets as security for amounts owed to the Fund, there might be an increased counterparty risk exposure at a given time.

Product Information

ISIN : IE0007006KL9

Share Class Launch Date : 03-Oct-2024

Share Class Currency : USD

Total Expense Ratio : 0.20%

Use of Income : Accumulating

Net Assets of Share Class (M) : 47.38 USD

KEY FACTS

Asset Class : Equity

Benchmark : Russell 2000 Index

Fund Launch Date : 03-Oct-2024

Net Assets of Fund (M) : 137.69 USD

SFDR Classification : Other

Domicile : Ireland

Methodology : Swap

Issuing Company : iShares VI plc

Product Structure : Synthetic

PORTFOLIO CHARACTERISTICS

Price to Book Ratio : 7.56x

Price to Earnings Ratio : 34.99x


Number of Holdings : 147

Please refer to the Glossary for more details.

iShares Russell 2000 Swap UCITS ETF
U.S. Dollar (Accumulating)
iShares VI plc

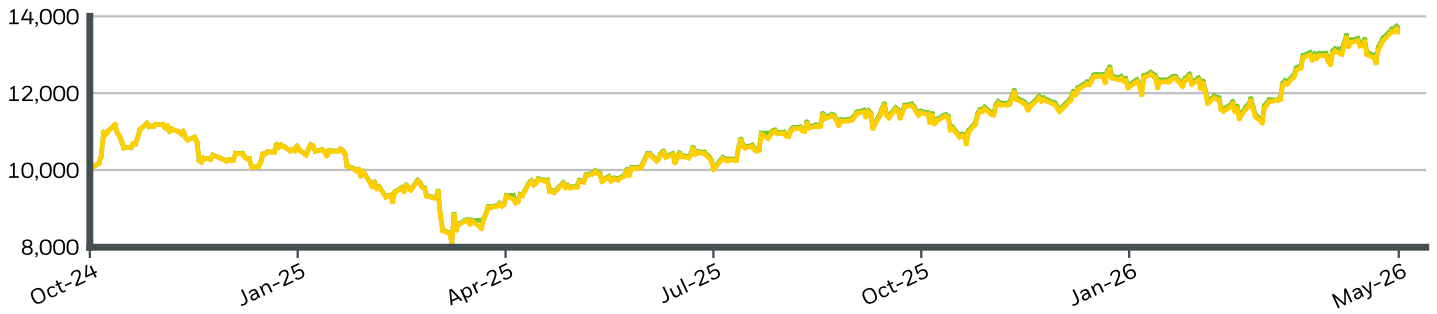


CALENDAR YEAR PERFORMANCE



	2021	2022	2023	2024	2025
Share Class	-	-	-	-	12.77
Benchmark	-	-	-	-	12.38

GROWTH OF HYPOTHETICAL 10,000 USD SINCE INCEPTION



CUMULATIVE & ANNUALISED PERFORMANCE

	CUMULATIVE (%)					ANNUALISED (% p.a.)		
	1m	3m	6m	YTD	1y	3y	5y	Since Inception
Share Class	4.36	11.22	17.41	18.10	42.92	-	-	20.71
Benchmark	4.34	11.16	17.27	18.01	42.58	-	-	20.35

The figures shown relate to past performance. Past performance is not a reliable indicator of current or future performance and should not be the sole factor of consideration when selecting a product or strategy. Share Class and Benchmark performance displayed in USD, hedged share class benchmark performance is displayed in USD. Performance is shown on a Net Asset Value (NAV) basis, with gross income reinvested where applicable. The return of your investment may increase or decrease as a result of currency fluctuations if your investment is made in a currency other than that used in the past performance calculation. **Source:** BlackRock

- Share Class iShares Russell 2000 Swap UCITS ETF U.S. Dollar (Accumulating)
- Benchmark Russell 2000 Index

iShares Russell 2000 Swap UCITS ETF

U.S. Dollar (Accumulating)

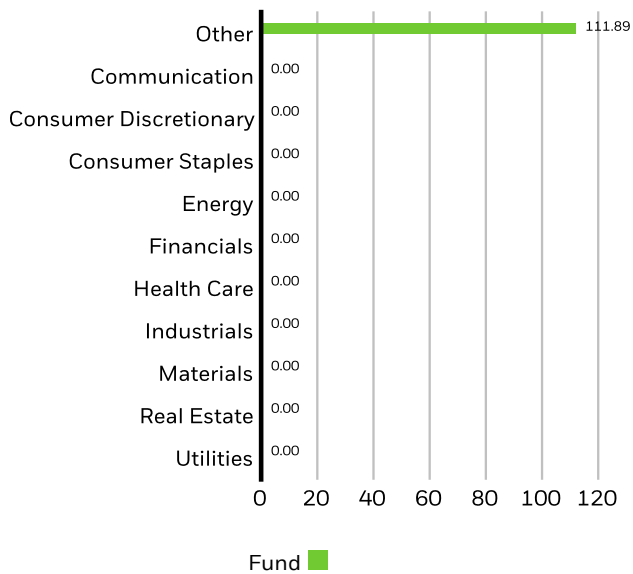
iShares VI plc

Top 10 Holdings

RUSSELL 2000 INDEX	100.50%
EUR CASH	10.61%
BROADCOM INC	4.50%
APPLE INC	4.36%
TESLA INC	4.30%
MICRON TECHNOLOGY INC	4.25%
LAM RESEARCH CORP	4.24%
META PLATFORMS INC CLASS A	4.19%
NVIDIA CORP	4.14%
PHILLIPS 66	4.02%
Total of Portfolio	145.11%

Holdings are subject to change.

SECTOR BREAKDOWN (%)



Allocations are subject to change. **Source:** BlackRock

TRADING INFORMATION

Exchange	London Stock Exchange	Euronext Amsterdam	Bolsa Mexicana De Valores
Ticker	RU2K	RU2K	RU2K
Bloomberg Ticker	RU2K LN	RU2K NA	RU2KN MM
RIC	RU2K.L	RU2K.AS	RU2KN.MX
SEDOL	BLSLHH4	BRV49M4	BQ2N7S5
Listing Currency	GBP	USD	MXN

This product is also listed on: SIX Swiss Exchange

iShares Russell 2000 Swap UCITS ETF

U.S. Dollar (Accumulating)

iShares VI plc

iShares
by BlackRock

GLOSSARY

SFDR Classification: Article 8: Products that promote environmental or social characteristics and promote good governance practices.

Article 9: Products that have sustainable investments as an objective and follow good governance practices. **Other:** Products that do not meet the criteria to be classified as Article 8 or 9.

Price to Earnings: A valuation ratio of a company's current share price compared to its per-share earnings in the current forecast year, calculated as current share price divided by current earnings per share.

Price to Book Ratio: represents the ratio of the current closing price of the share to the latest quarter's book value per share.

IMPORTANT INFORMATION:

In the European Economic Area (EEA): this is Issued by BlackRock (Netherlands) B.V. is authorised and regulated by the Netherlands Authority for the Financial Markets. Registered office Amstelplein 1, 1096 HA, Amsterdam, Tel: 020 – 549 5200, Tel: 31-20-549-5200. Trade Register No. 17068311 For your protection telephone calls are usually recorded. For Ireland and only in relation to Per Se Professionals and/or Eligible Counterparties (i.e., Professional Investors), this may also be issued by BlackRock Investment Management (UK) Limited, authorised and regulated by the Financial Conduct Authority. Registered office: 12 Throgmorton Avenue, London, EC2N 2DL. Tel: + 44 (0)20 7743 3000. Registered in England and Wales No. 02020394. For your protection telephone calls are usually recorded. Please refer to the Financial Conduct Authority website for a list of authorised activities conducted by BlackRock.

In the UK and Non-European Economic Area (EEA) countries (excluding Switzerland): this is Issued by BlackRock Investment Management (UK) Limited, authorised and regulated by the Financial Conduct Authority. Registered office: 12 Throgmorton Avenue, London, EC2N 2DL. Tel: + 44 (0)20 7743 3000. Registered in England and Wales No. 02020394. For your protection telephone calls are usually recorded. Please refer to the Financial Conduct Authority website for a list of authorised activities conducted by BlackRock.

This is Marketing Material. iShares plc, iShares II plc, iShares III plc, iShares IV plc, iShares V plc, iShares VI plc and iShares VII plc (together 'the Companies') are open-ended investment companies with variable capital having segregated liability between their funds organised under the laws of Ireland and authorised by the Central Bank of Ireland. The Prospectus (Available in French, German, Polish and English Languages) Key Investor Information document (UK only), PRIIPs KID and further information about the Fund and the Share Class, such as details of the key underlying investments of the Share Class and share prices, is available on the iShares website at www.ishares.com or by calling +44 (0)845 357 7000 or from your broker or financial adviser. The indicative intra-day net asset value of the Share Class is available at <http://deutsche-boerse.com> and/or <http://www.reuters.com>. A UCITS ETF's units / shares that have been acquired on the secondary market cannot usually be sold directly back to the UCITS ETF itself. Investors who are not Authorised Participants must buy and sell shares on a secondary market with the assistance of an intermediary (e.g. a stockbroker) and may incur fees and additional taxes in doing so. In addition, as the market price at which the Shares are traded on the secondary market may differ from the Net Asset Value per Share, investors may pay more than the then current Net Asset Value per Share when buying shares and may receive less than the current Net Asset Value per Share when selling them. UCITS HAVE NO GUARANTEED RETURN AND PAST PERFORMANCE DOES NOT GUARANTEE THE FUTURE ONES

This document is marketing material and will expire 12 months after issue

This document is not, and under no circumstances is to be construed as an advertisement or any other step in furtherance of a public offering of shares in the United States or Canada. This document is not aimed at persons who are resident in the United States, Canada or any province or territory thereof, where the companies/securities are not authorised or registered for distribution and where no prospectus has been filed with any securities commission or regulatory authority. The companies/securities may not be acquired or owned by, or acquired with the assets of, an ERISA Plan.

Any research in this document has been procured and may have been acted on by BlackRock for its own purpose. The results of such research are being made available only incidentally. The views expressed do not constitute investment or any other advice and are subject to change. They do not necessarily reflect the views of any company in the BlackRock Group or any part thereof and no assurances are made as to their accuracy

This document is for information purposes only and does not constitute an offer or invitation to anyone to invest in any BlackRock funds and has not been prepared in connection with any such offer.

© 2026 BlackRock, Inc. All Rights reserved. BLACKROCK, BLACKROCK SOLUTIONS, and iSHARES are trademarks of BlackRock, Inc. or its affiliates All other trademarks are those of their respective owners