



iShares Metaverse UCITS ETF
U.S. Dollar (Accumulating)
iShares IV plc

May 2026

Performance, Portfolio Breakdowns and Net Asset information as at: 31-May-2026. All other data as at 10-Jun-2026.

This document is marketing material. For Investors in the Norway. Investors should read the KIID/PRIIPs document and prospectus prior to investing, and should refer to the prospectus for the funds full list of risks.

FUND OVERVIEW

The Fund aims to achieve a return, through a combination of capital growth and income, which reflects the return of the STOXX Global Metaverse Index.

KEY BENEFITS

1. Exposure to small, mid, and large capitalisation developed and emerging market companies which invest in the development of certain metaverse related technologies such as virtual reality, 3D image modelling, avatar, graphics processing unit, blockchain and non-fungible tokens.
2. Seeks to exclude companies involved in controversial weapons, weapons (such as small arms and military contracting), tobacco, nuclear power, thermal coal, conventional oil and gas, unconventional oil and gas, as well as issuers who have violated international norms and standards or those involved in ESG severe controversies.
3. Designed for investors wanting an ESG screened global exposure to the development of the metaverse.

RISK INDICATOR

Lower Risk

Potentially Lower Rewards

Higher Risk

Potentially Higher Rewards



CAPITAL AT RISK: The value of investments and the income from them can fall as well as rise and are not guaranteed. Investors may not get back the amount originally invested.

KEY RISKS:

- Investments in the technology securities are subject to absence or loss of intellectual property protections, rapid changes in technology, government regulation and competition.
- Investment risk is concentrated in specific sectors, countries, currencies or companies. This means the Fund is more sensitive to any localised economic, market, political, sustainability-related or regulatory events.
- The value of equities and equity-related securities can be affected by daily stock market movements. Other influential factors include political, economic news, company earnings and significant corporate events.
- Investments in certain metaverse related technologies may be subject to changes in or the loss of intellectual property protections. Companies in metaverse-related businesses will also be subject to risks associated with developing technology and are heavily reliant on internet functionality. Certain metaverse technology features may also increase the risk of fraud or cyberattack.
- The benchmark index only excludes companies engaging in certain activities inconsistent with ESG criteria if such activities exceed the thresholds determined by the index provider. Such ESG screening may reduce the potential investment universe and this may adversely affect the value of the Fund's investments compared to a fund without such screening.
- Counterparty Risk: The insolvency of any institutions providing services such as safekeeping of assets or acting as counterparty to derivatives or other instruments, may expose the Share Class to financial loss.

Product Information

ISIN : IE000RN58M26

Share Class Launch Date : 07-Dec-2022

Share Class Currency : USD

Total Expense Ratio : 0.50%

Use of Income : Accumulating

Net Assets of Share Class (M) : 132.12 USD

KEY FACTS

Asset Class : Equity

Benchmark : STOXX Global Metaverse Index (Net USD) (USD)

Fund Launch Date : 07-Dec-2022

Net Assets of Fund (M) : 132.12 USD

SFDR Classification : Article 8

Domicile : Ireland

Methodology : Replicated

Issuing Company : iShares IV plc

Product Structure : Physical

PORTFOLIO CHARACTERISTICS

Price to Book Ratio : 4.65x

Price to Earnings Ratio : 25.34x

3y Beta : 1.00

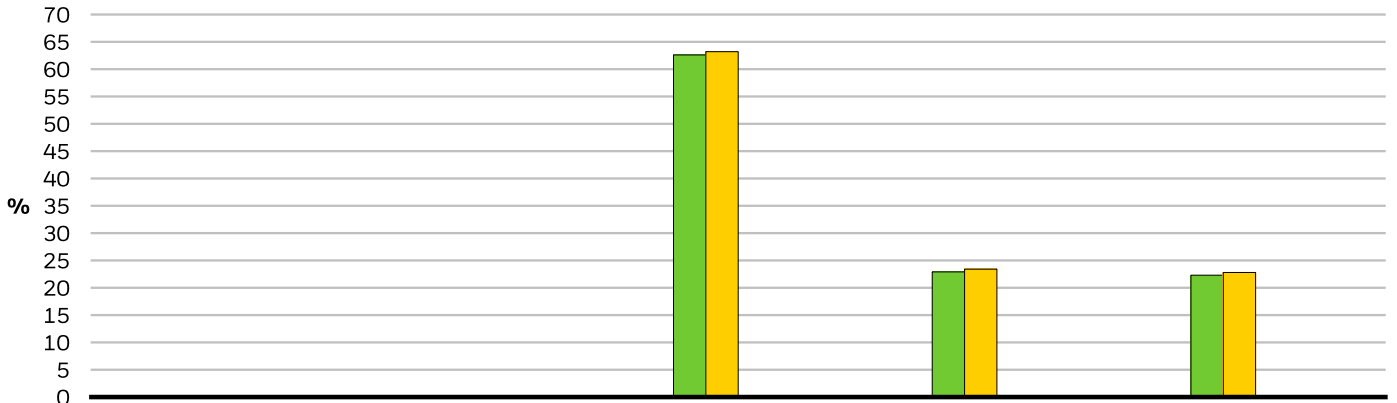
Number of Holdings : 82

Please refer to the Glossary for more details.

iShares Metaverse UCITS ETF
U.S. Dollar (Accumulating)
iShares IV plc

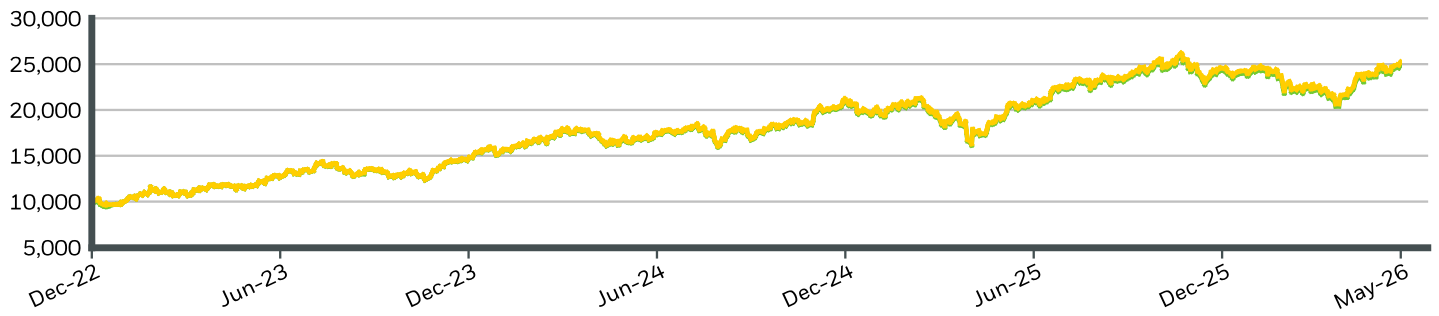


CALENDAR YEAR PERFORMANCE



	2021	2022	2023	2024	2025
Share Class	-	-	62.58	22.94	22.31
Benchmark	-	-	63.24	23.39	22.77

GROWTH OF HYPOTHETICAL 10,000 USD SINCE INCEPTION



CUMULATIVE & ANNUALISED PERFORMANCE

	CUMULATIVE (%)					ANNUALISED (% p.a.)		
	1m	3m	6m	YTD	1y	3y	5y	Since Inception
Share Class	5.85	11.72	3.55	5.14	23.06	25.69	-	30.02
Benchmark	5.87	11.80	3.69	5.25	23.47	26.13	-	30.50

The figures shown relate to past performance. Past performance is not a reliable indicator of current or future performance and should not be the sole factor of consideration when selecting a product or strategy. Share Class and Benchmark performance displayed in USD, hedged share class benchmark performance is displayed in USD. Performance is shown on a Net Asset Value (NAV) basis, with gross income reinvested where applicable. The return of your investment may increase or decrease as a result of currency fluctuations if your investment is made in a currency other than that used in the past performance calculation. **Source:** BlackRock

- Share Class iShares Metaverse UCITS ETF U.S. Dollar (Accumulating)
- Benchmark STOXX Global Metaverse Index (Net USD) (USD)

iShares Metaverse UCITS ETF

U.S. Dollar (Accumulating)

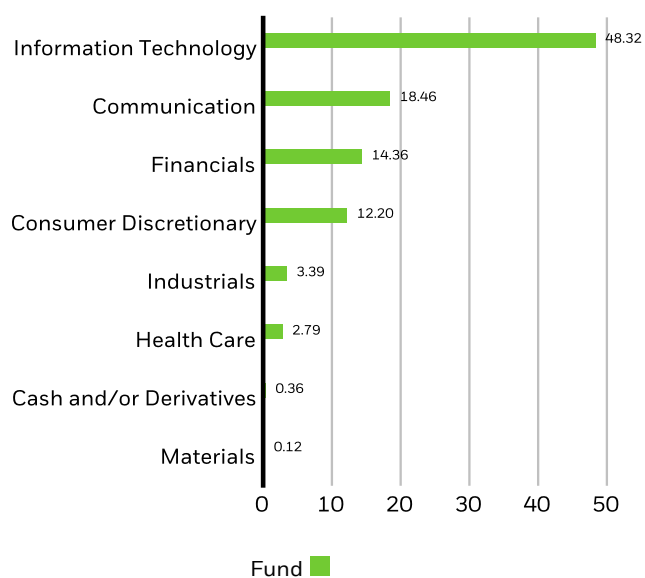
iShares IV plc

Top 10 Holdings

INTEL CORPORATION	8.50%
NVIDIA CORP	7.00%
LOWES COMPANIES INC	6.27%
META PLATFORMS INC CLASS A	5.98%
ADVANCED MICRO DEVICES INC	4.60%
SHOPIFY SUBORDINATE VOTING INC CLA	4.32%
COINBASE GLOBAL INC CLASS A	4.06%
ROBLOX CORP CLASS A	2.87%
BANK OF AMERICA CORP	2.56%
ELECTRONIC ARTS INC	2.50%
Total of Portfolio	48.66%

Holdings are subject to change.

SECTOR BREAKDOWN (%)



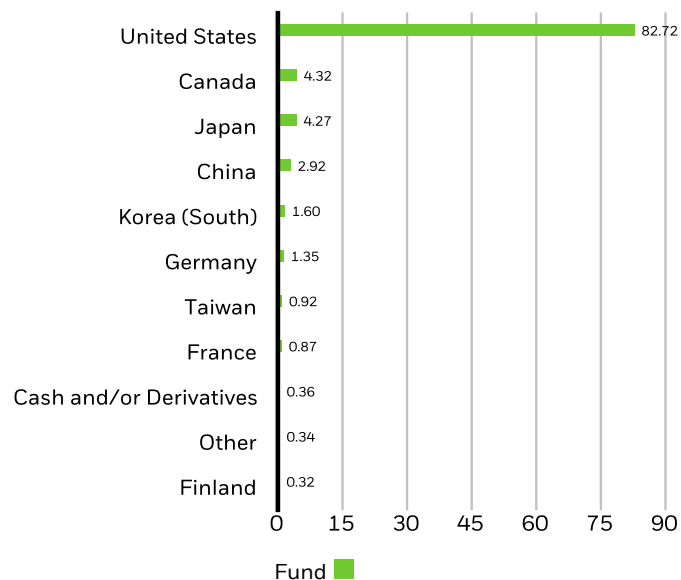
Allocations are subject to change. **Source:** BlackRock

TRADING INFORMATION

Exchange	Euronext Amsterdam	Euronext Amsterdam	Xetra
Ticker	MTAV	MVRS	CBUV
Bloomberg Ticker	MTAV NA	MVRS NA	-
RIC	MTAV.AS	MVRSI.AS	CBUV.DE
SEDOL	BMG7FM5	BV3PB05	BPCPSL4
Listing Currency	USD	EUR	EUR

This product is also listed on: Bolsa Mexicana De Valores, London Stock Exchange, SIX Swiss Exchange

GEOGRAPHIC BREAKDOWN (%)



Geographic exposure relates principally to the domicile of the issuers of the securities held in the product, added together and then expressed as a percentage of the product's total holdings. However, in some instances it can reflect the location where the issuer of the securities carries out much of their business.

SUSTAINABILITY CHARACTERISTICS

Sustainability Characteristics provide investors with specific non-traditional metrics. Alongside other metrics and information, these enable investors to evaluate funds on certain environmental, social and governance characteristics. Sustainability Characteristics do not provide an indication of current or future performance nor do they represent the potential risk and reward profile of a fund. They are provided for transparency and for information purposes only. Sustainability Characteristics should not be considered solely or in isolation, but instead are one type of information that investors may wish to consider when assessing a fund.

The metrics are not indicative of how or whether ESG factors will be integrated into a fund. **Unless otherwise stated in fund documentation and included within a fund’s investment objective, the metrics do not change a fund’s investment objective or constrain the fund’s investable universe, and there is no indication that an ESG or Impact focused investment strategy or exclusionary screens will be adopted by a fund.** For more information regarding a fund’s investment strategy, please see the fund’s prospectus.

MSCI ESG % Coverage	100.00%	MSCI ESG Fund Rating (AAA-CCC)	A
MSCI ESG Quality Score - Peer Percentile	66.35%	MSCI ESG Quality Score (0-10)	6.88
Funds in Peer Group	1,361	Fund Lipper Global Classification	Equity Sector Information Technology
MSCI Weighted Average Carbon Intensity % Coverage	96.99%	MSCI Weighted Average Carbon Intensity (Tons CO2E/\$M SALES)	12.16
MSCI Implied Temperature Rise (0-3.0+ °C)	> 2.0° - 2.5° C	MSCI Implied Temperature Rise % Coverage	99.66%

All data is from MSCI ESG Fund Ratings as of **22-May-2026**, based on holdings as of **30-Apr-2026**. As such, the fund’s sustainable characteristics may differ from MSCI ESG Fund Ratings from time to time.

To be included in MSCI ESG Fund Ratings, 65% (or 50% for bond funds and money market funds) of the fund’s gross weight must come from securities with ESG coverage by MSCI ESG Research (certain cash positions and other asset types deemed not relevant for ESG analysis by MSCI are removed prior to calculating a fund’s gross weight; the absolute values of short positions are included but treated as uncovered), the fund’s holdings date must be less than one year old, and the fund must have at least ten securities.

IMPORTANT INFORMATION:

Certain information contained herein (the “Information”) has been provided by MSCI ESG Research LLC, a RIA under the Investment Advisers Act of 1940, and may include data from its affiliates (including MSCI Inc. and its subsidiaries (“MSCI”)), or third party suppliers (each an “Information Provider”), and it may not be reproduced or disseminated in whole or in part without prior written permission. The Information has not been submitted to, nor received approval from, the US SEC or any other regulatory body. The Information may not be used to create any derivative works, or in connection with, nor does it constitute, an offer to buy or sell, or a promotion or recommendation of, any security, financial instrument or product or trading strategy, nor should it be taken as an indication or guarantee of any future performance, analysis, forecast or prediction. Some funds may be based on or linked to MSCI indexes, and MSCI may be compensated based on the fund’s assets under management or other measures. MSCI has established an information barrier between equity index research and certain Information. None of the Information in and of itself can be used to determine which securities to buy or sell or when to buy or sell them. The Information is provided “as is” and the user of the Information assumes the entire risk of any use it may make or permit to be made of the Information. Neither MSCI ESG Research nor any Information Party makes any representations or express or implied warranties (which are expressly disclaimed), nor shall they incur liability for any errors or omissions in the Information, or for any damages related thereto. The foregoing shall not exclude or limit any liability that may not by applicable law be excluded or limited.

iShares Metaverse UCITS ETF

U.S. Dollar (Accumulating)

iShares IV plc

GLOSSARY

MSCI ESG Fund Rating (AAA-CCC): The MSCI ESG Rating is calculated as a direct mapping of ESG Quality Scores to letter rating categories (e.g. AAA = 8.6-10). The ESG Ratings range from leader (AAA, AA), average (A, BBB, BB) to laggard (B, CCC).

MSCI ESG Quality Score (0-10): The MSCI ESG Quality Score (0 - 10) for funds is calculated using the weighted average of the ESG scores of fund holdings. The Score also considers ESG Rating trend of holdings and the fund exposure to holdings in the laggard category. MSCI rates underlying holdings according to their exposure to industry specific ESG risks and their ability to manage those risks relative to peers.

Fund Lipper Global Classification: The fund peer group as defined by the Lipper Global Classification.

MSCI Weighted Average Carbon Intensity (Tons CO2E/\$M SALES): Measures a fund's exposure to carbon intensive companies. This figure represents the estimated greenhouse gas emissions per \$1 million in sales across the fund's holdings. This allows for comparisons between funds of different sizes.

MSCI Implied Temperature Rise (0-3.0+ °C): Implied Temperature Rise (ITR) is used to provide an indication of alignment to the temperature goal of the Paris Agreement for a company or a portfolio. ITR employs open source 1.55°C decarbonization pathways derived from the Network of Central Banks and Supervisors for Greening the Financial System (NGFS). These pathways can be regional and sector specific and set a net zero target of 2050. We make use of this feature for all GHG scopes. A net zero emissions economy is one that balances emissions and removals. Because the ITR metric is calculated in part by considering the potential for a company within the fund's portfolio to reduce its emissions over time, it is forward looking and prone to limitations. As a result, BlackRock publishes MSCI's ITR metric for its funds in temperature range bands. The bands help to underscore the underlying uncertainty in the calculations and the variability of the metric.

SFDR Classification: Article 8: Products that promote environmental or social characteristics and promote good governance practices.

Article 9: Products that have sustainable investments as an objective and follow good governance practices. **Other:** Products that do not meet the criteria to be classified as Article 8 or 9.

Price to Earnings: A valuation ratio of a company's current share price compared to its per-share earnings in the current forecast year, calculated as current share price divided by current earnings per share.

MSCI ESG % Coverage: Percentage of the fund's holdings for which the MSCI ESG ratings data is available. The MSCI ESG Fund Rating, MSCI ESG Quality Score, and MSCI ESG Quality Score - Peer Percentile metrics are displayed for funds with at least 65% coverage.

MSCI ESG Quality Score - Peer Percentile: The fund's ESG Percentile compared to its Lipper peer group.

Funds in Peer Group: The number of funds from the relevant Lipper Global Classification peer group that are also in ESG coverage.

MSCI Weighted Average Carbon Intensity % Coverage: Percentage of the fund's holdings for which MSCI Carbon Intensity data is available. The MSCI Weighted Average Carbon Intensity metric is displayed for funds with any coverage. Funds with low coverage may not fully represent the fund's carbon characteristics given the lack of coverage.

MSCI Implied Temperature Rise % Coverage: Percentage of the fund's holdings for which MSCI Implied Temperature Rise data is available. The MSCI Implied Temperature Rise metric is displayed for funds with at least 65% coverage.

Price to Book Ratio: represents the ratio of the current closing price of the share to the latest quarter's book value per share.

IMPORTANT INFORMATION:

In the European Economic Area (EEA): this is Issued by BlackRock (Netherlands) B.V. is authorised and regulated by the Netherlands Authority for the Financial Markets. Registered office Amstelplein 1, 1096 HA, Amsterdam, Tel: 020 – 549 5200, Tel: 31-20-549-5200. Trade Register No. 17068311 For your protection telephone calls are usually recorded. For Ireland and only in relation to Per Se Professionals and/or Eligible Counterparties (i.e., Professional Investors), this may also be issued by BlackRock Investment Management (UK) Limited, authorised and regulated by the Financial Conduct Authority. Registered office: 12 Throgmorton Avenue, London, EC2N 2DL. Tel: + 44 (0)20 7743 3000. Registered in England and Wales No. 02020394. For your protection telephone calls are usually recorded. Please refer to the Financial Conduct Authority website for a list of authorised activities conducted by BlackRock.

In the UK and Non-European Economic Area (EEA) countries (excluding Switzerland): this is Issued by BlackRock Investment Management (UK) Limited, authorised and regulated by the Financial Conduct Authority. Registered office: 12 Throgmorton Avenue, London, EC2N 2DL. Tel: + 44 (0)20 7743 3000. Registered in England and Wales No. 02020394. For your protection telephone calls are usually recorded. Please refer to the Financial Conduct Authority website for a list of authorised activities conducted by BlackRock.

This is Marketing Material. iShares plc, iShares II plc, iShares III plc, iShares IV plc, iShares V plc, iShares VI plc and iShares VII plc (together 'the Companies') are open-ended investment companies with variable capital having segregated liability between their funds organised under the laws of Ireland and authorised by the Central Bank of Ireland. The Prospectus (Available in French, German, Polish and English Languages) Key Investor Information document (UK only), PRIIPs KID and further information about the Fund and the Share Class, such as details of the key underlying investments of the Share Class and share prices, is available on the iShares website at www.ishares.com or by calling +44 (0)845 357 7000 or from your broker or financial adviser. The indicative intra-day net asset value of the Share Class is available at <http://deutsche-boerse.com> and/or <http://www.reuters.com>. A UCITS ETF's units / shares that have been acquired on the secondary market cannot usually be sold directly back to the UCITS ETF itself. Investors who are not Authorised Participants must buy and sell shares on a secondary market with the assistance of an intermediary (e.g. a stockbroker) and may incur fees and additional taxes in doing so. In addition, as the market price at which the Shares are traded on the secondary market may differ from the Net Asset Value per Share, investors may pay more than the then current Net Asset Value per Share when buying shares and may receive less than the current Net Asset Value per Share when selling them. UCITS HAVE NO GUARANTEED RETURN AND PAST PERFORMANCE DOES NOT GUARANTEE THE FUTURE ONES

This document is marketing material and will expire 12 months after issue

This document is not, and under no circumstances is to be construed as an advertisement or any other step in furtherance of a public offering of shares in the United States or Canada. This document is not aimed at persons who are resident in the United States, Canada or any province or

IMPORTANT INFORMATION:

territory thereof, where the companies/securities are not authorised or registered for distribution and where no prospectus has been filed with any securities commission or regulatory authority. The companies/securities may not be acquired or owned by, or acquired with the assets of, an ERISA Plan.

Any research in this document has been procured and may have been acted on by BlackRock for its own purpose. The results of such research are being made available only incidentally. The views expressed do not constitute investment or any other advice and are subject to change. They do not necessarily reflect the views of any company in the BlackRock Group or any part thereof and no assurances are made as to their accuracy

This document is for information purposes only and does not constitute an offer or invitation to anyone to invest in any BlackRock funds and has not been prepared in connection with any such offer.

© 2026 BlackRock, Inc. All Rights reserved. BLACKROCK, BLACKROCK SOLUTIONS, and iSHARES are trademarks of BlackRock, Inc. or its affiliates All other trademarks are those of their respective owners