PASSIVE

iShares Japan Equity ESG Screened and Optimised Index Fund (UK)

Class X British Pound

BlackRock Collective Investment Funds

iShares by BlackRock

October 2026

Unless otherwise stated, Performance, Portfolio Breakdowns and Net Asset information as at: 31-Oct-2026. All other data as at 12-Nov-2026.

This document is marketing material. For Investors in the UK. Investors should read the KIID/PRIIPs document and prospectus prior to investing, and should refer to the prospectus for the funds full list of risks.

FUND OVERVIEW

- The Fund aims to provide a return (gross of charges) on your investment (generated through an increase in the value of the assets held by the Fund) by tracking closely the performance of the Morningstar Japan ESG Enhanced Index (the "Benchmark Index").
- The Fund invests in equity securities (e.g. shares) of companies that make up the Benchmark Index.
- The Benchmark Index aims to reflect the performance of a sub-set of equity securities within the Morningstar Japan Target Market Exposure Index (the "Parent Index") which remain after the index provider has excluded securities using pre-defined ESG screens and weighted securities using an optimisation process , as determined by the index provider (as further described in the Fund's prospectus).

RISK INDICATOR

Lower Risk — Potentially Lower Rewards

Higher Risk — Potentially Higher Rewards



CAPITAL AT RISK: The value of investments and the income from them can fall as well as rise and are not guaranteed. Investors may not get back the amount originally invested.

KEY RISKS:

- Investment risk is concentrated in specific sectors, countries, currencies or companies. This means the Fund is more sensitive to any localised economic, market, political, sustainability-related or regulatory events.
- The value of equities and equity-related securities can be affected by daily stock market movements. Other influential factors include political, economic news, company earnings and significant corporate events.
- The benchmark index only excludes companies engaging in certain activities inconsistent with ESG criteria if such activities exceed the thresholds determined by the index provider. Such ESG screening may reduce the potential investment universe and this may adversely affect the value of the Fund's investments compared to a fund without such screening.
- Counterparty Risk: The insolvency of any institutions providing services such as safekeeping of assets or acting as counterparty to derivatives or other instruments, may expose the Fund to financial loss.

RATINGS**

MORNINGSTAR obsr Bronze™

KEY FACTS

Target 1 : Morningstar Japan ESG Enhanced UK12PM Net Index (GBP)

Asset Class : Equity

Fund Launch Date : 02-Feb-2022

Share Class Launch Date : 02-Feb-2022

Share Class Currency : GBP

Net Assets of Fund (M) : 1,488.15 GBP

Morningstar Category : Japan Large-Cap Blend Equity

Domicile : United Kingdom

ISIN : GB00BN090B83

Use of Income : Distributing

Management Company : BlackRock Fund Managers Ltd

Analyst-Driven %[i] : 20.00%

Data Coverage %[ii] : 94.00%

FEES AND CHARGES

Annual Management Fee : 0.00%

Ongoing Charge : 0.01%

Performance Fee : 0.00%

DEALING INFORMATION

Settlement : Trade Date + 3 days

Dealing Frequency : Daily, forward pricing basis

PORTFOLIO CHARACTERISTICS

Price to Book Ratio : 2.02x

Price to Earnings Ratio : 18.62x

3y Beta : 0.99

Standard Deviation (3y) : 13.53%

Number of Holdings : 168

PORTFOLIO MANAGER(S)

Suzi Henige

Please refer to the Glossary for more details.

iShares Japan Equity ESG Screened and Optimised Index Fund (UK)

Class X British Pound

BlackRock Collective Investment Funds

iShares by BlackRock

CALENDAR YEAR PERFORMANCE

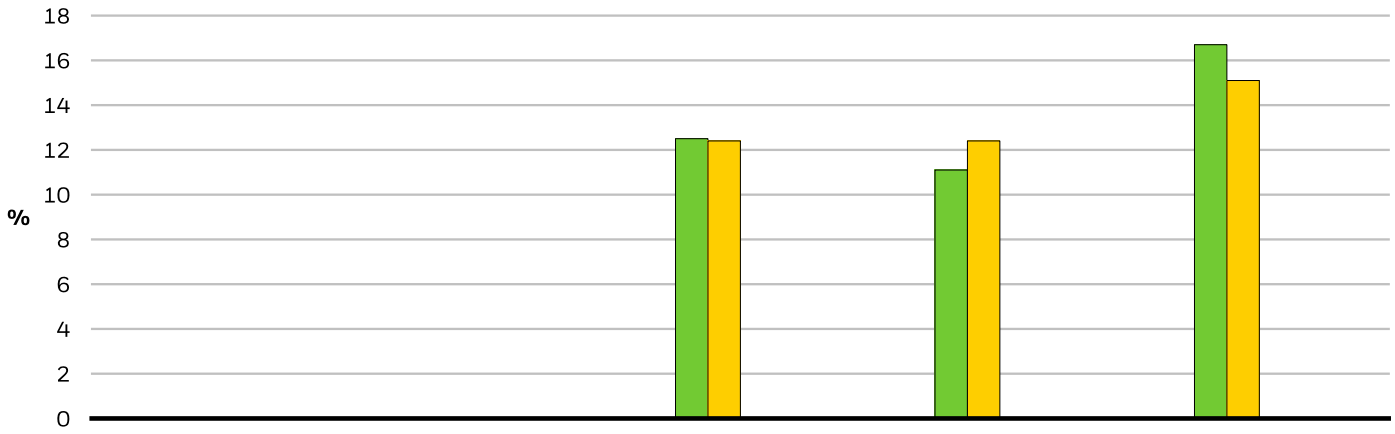

	2021	2022	2023	2024	2025
Share Class	-	-	12.52	11.13	16.73
Target 1	-	-	12.42	12.40	15.05

GROWTH OF HYPOTHETICAL 10,000 GBP SINCE INCEPTION

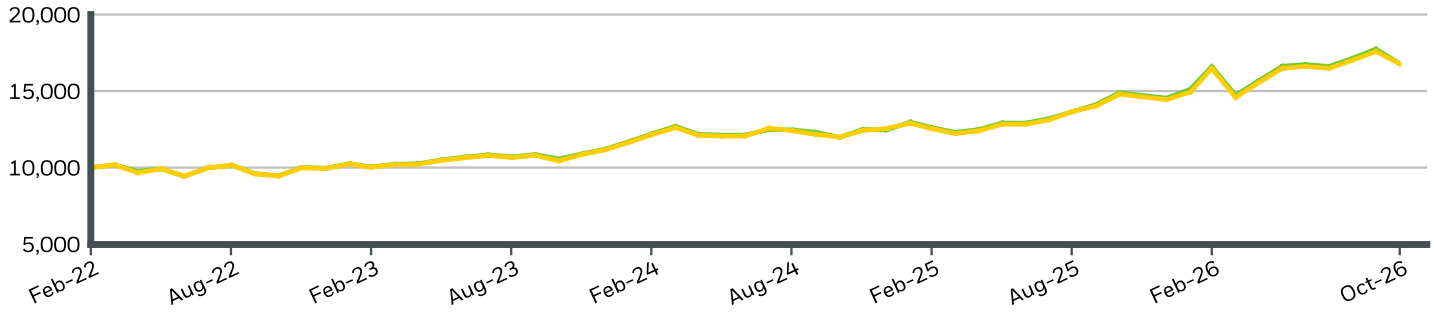

CUMULATIVE & ANNUALISED PERFORMANCE

	CUMULATIVE (%)					ANNUALISED (% p.a.)		
	1m	3m	6m	YTD	1y	3y	5y	Since Inception
Share Class	-5.41	1.04	7.13	15.43	12.72	16.68	-	10.85
Target 1	-4.66	1.71	7.86	16.11	13.35	17.12	-	10.81

The figures shown relate to past performance. **Past performance is not a reliable indicator of future performance. Markets could develop very differently in the future. It can help you to assess how the fund has been managed in the past.** Performance is shown on a Net Asset Value (NAV) basis, with gross income reinvested where applicable. The return of your investment may increase or decrease as a result of currency fluctuations if your investment is made in a currency other than that used in the past performance calculation. Source: Blackrock

Share Class (GBP) iShares Japan Equity ESG Screened and Optimised Index Fund (UK) Class X British Pound

Target 1 (GBP) Morningstar Japan ESG Enhanced UK12PM Net Index (GBP)

iShares Japan Equity ESG Screened and Optimised Index Fund (UK)

Class X British Pound

BlackRock Collective Investment Funds

iShares by BlackRock

Top 10 Holdings

MITSUBISHI UFJ FINANCIAL GROUP	4.74%
TOYOTA MOTOR	3.65%
RECRUIT HOLDINGS LTD	3.19%
ADVANTEST	3.01%
SUMITOMO MITSUI FINANCIAL GROUP	2.83%
SONY GROUP	2.73%
HITACHI	2.64%
TOKYO ELECTRON	2.53%
MIZUHO FINANCIAL GROUP	2.27%
TOKIO MARINE HOLDINGS	1.96%
Total of Portfolio	**29.55%**

Holdings subject to change

SECTOR BREAKDOWN (%)

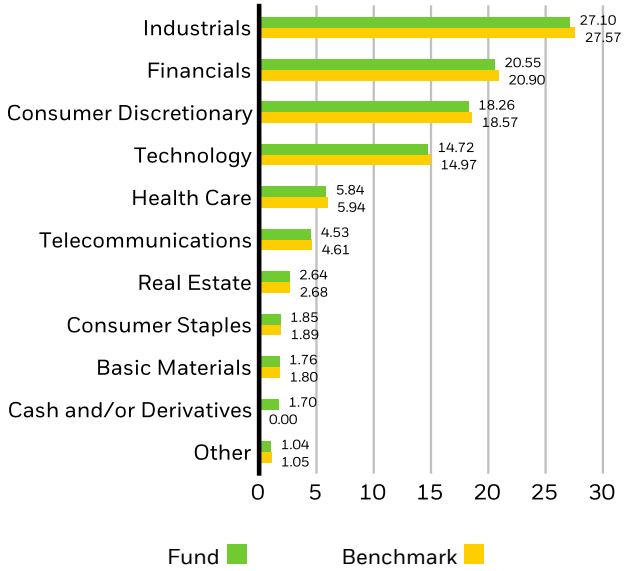

Negative weightings may result from specific circumstances (including timing differences between trade and settlement dates of securities purchased by the funds) and/or the use of certain financial instruments, including derivatives, which may be used to gain or reduce market exposure and/or risk management. Allocations are subject to change

iShares Japan Equity ESG Screened and Optimised Index Fund (UK)

Class X British Pound

BlackRock Collective Investment Funds

iShares by BlackRock

GLOSSARY

Price to Book Ratio: represents the ratio of the current closing price of the share to the latest quarter's book value per share.

Analyst Driven %[i] is the analyst input into the overall rating assignment, including direct analyst coverage and inheritance of an analyst-rated pillar

Price to Earnings: A valuation ratio of a company's current share price compared to its per-share earnings in the current forecast year, calculated as current share price divided by current earnings per share.

Data Coverage %[ii] is available input data for rating calculation at the Pillar level

IMPORTANT INFORMATION:

** The Morningstar Medalist RatingTM is the summary expression of Morningstar's forward-looking analysis of investment strategies using a rating scale of Gold, Silver, Bronze, Neutral, and Negative. The ratings indicate which investments Morningstar believes are likely to outperform a relevant index or peer group average on a risk-adjusted basis over time. Analysts assign three pillar ratings (People, Parent and Process) based on their qualitative assessment, subject to the oversight of the Analyst Rating Committee, and monitor and reevaluate them at least every 14 months. For more detailed information about these ratings and methodology, please go to global.morningstar.com/managerdisclosures. The ratings are not statements of fact, nor credit or risk ratings. The rating (i) should not be used as the sole basis in evaluating an investment product, (ii) involves unknown risks which may cause expectations not to occur or to differ from what was expected, (iii) are not guaranteed to be based on complete or accurate assumptions, (iv) involve the risk that the return target will not be met due to unforeseen changes in management, technology, economic development, interest rate development, operating and/or material costs, competitive pressure, supervisory law, exchange and tax rates, and/or changes in political and social conditions, and (v) should not be considered an offer or solicitation to buy or sell the investment product.

In the European Economic Area (EEA): this is Issued by BlackRock (Netherlands) B.V. is authorised and regulated by the Netherlands Authority for the Financial Markets. Registered office Amstelplein 1, 1096 HA, Amsterdam, Tel: 020 – 549 5200, Tel: 31-20-549-5200. Trade Register No. 17068311 For your protection telephone calls are usually recorded. For Ireland and only in relation to Per Se Professionals and/or Eligible Counterparties (i.e., Professional Investors), this may also be issued by BlackRock Investment Management (UK) Limited, authorised and regulated by the Financial Conduct Authority. Registered office: 12 Throgmorton Avenue, London, EC2N 2DL. Tel: + 44 (0)20 7743 3000. Registered in England and Wales No. 02020394. For your protection telephone calls are usually recorded. Please refer to the Financial Conduct Authority website for a list of authorised activities conducted by BlackRock.

In the UK and Non-European Economic Area (EEA) countries (excluding Switzerland),: this is Issued by BlackRock Investment Management (UK) Limited, authorised and regulated by the Financial Conduct Authority. Registered office: 12 Throgmorton Avenue, London, EC2N 2DL. Tel: + 44 (0)20 7743 3000. Registered in England and Wales No. 02020394. For your protection telephone calls are usually recorded. Please refer to the Financial Conduct Authority website for a list of authorised activities conducted by BlackRock.

The iShares Japan Equity ESG Screened and Optimised Index Fund (UK) are sub-funds of BlackRock Collective Investment Funds (BCIF), an authorised unit trust scheme. The Fund is organised under the laws of England and Wales and authorised by the Financial Conduct Authority (FCA) as a UK UCITS for the purposes of the FCA's COLL rules and requirements. Prospective investors should carefully review the prospectus for the Fund and should consider the risk discussion under "Risk Factors" prior to making an investment decision. Subscriptions in the Fund are valid only if made on the basis of the current Prospectus, the most recent financial reports and the Key Investor Information Document for the relevant class, which are available at www.blackrock.com on the relevant product pages. Prospectuses, Key Investor Information Documents and application forms may not be available to investors in certain jurisdictions where the Fund in question has not been authorised. Investors should understand all characteristics of the funds objective before investing, if applicable this includes sustainable disclosures and sustainable related characteristics of the fund as found in the prospectus, which can be found www.blackrock.com on the relevant product pages for where the fund is registered for sale. US Persons are not permitted to subscribe for units in the Funds. BlackRock and/or the Management Company may terminate marketing at any time. For information on investor rights and how to raise complaints please go to https://www.blackrock.com/corporate/compliance/investor-right available in in local language in registered jurisdictions.

This document is marketing material and will expire 12 months after issue

Any research in this document has been procured and may have been acted on by BlackRock for its own purpose. The results of such research are being made available only incidentally. The views expressed do not constitute investment or any other advice and are subject to change. They do not necessarily reflect the views of any company in the BlackRock Group or any part thereof and no assurances are made as to their accuracy

This document is for information purposes only and does not constitute an offer or invitation to anyone to invest in any BlackRock funds and has not been prepared in connection with any such offer.

© 2026 BlackRock, Inc. All Rights reserved. BLACKROCK, BLACKROCK SOLUTIONS, and iSHARES are trademarks of BlackRock, Inc. or its affiliates All other trademarks are those of their respective owners