

**PASSIVE**

# iShares Emerging Markets Government Bond Index Fund (LU)

**Class D2 U.S. Dollar**

**BlackRock Global Index Funds**

**iShares**  
by BlackRock

**May 2026**

**Performance, Portfolio Breakdowns and Net Asset information as at: 31-May-2026. All other data as at 11-Jun-2026.**

**This document is marketing material.** For Investors in the Finland. Investors should read the KIID/PRIPs document and prospectus prior to investing, and should refer to the prospectus for the funds full list of risks.

## FUND OVERVIEW

- The Fund aims to match the performance of the JP Morgan EMBI Global Diversified Custom Defaults Index, the Fund's benchmark index (Benchmark Index).
- The Fund is passively managed and will invest in a portfolio of bonds/ fixed income (FI) securities that as far as possible and practicable consist of the component securities of the Benchmark Index. The Fund will strategically select a representative sample of the securities in the Benchmark Index to construct the portfolio.
- The Benchmark Index is based on the long-established flagship J.P. Morgan EMBI Global Diversified and follows its methodology closely, while offering a more accessible universe by limiting the eligibility of non-performing issuers. The Benchmark Index measures the performance of US Dollar denominated bonds issued by governments and government agencies that are 100% guaranteed or owned by the governments and government agencies of emerging markets countries.

## RISK INDICATOR

### Lower Risk

Potentially Lower Rewards

### Higher Risk

Potentially Higher Rewards



**CAPITAL AT RISK:** The value of investments and the income from them can fall as well as rise and are not guaranteed. Investors may not get back the amount originally invested.

## KEY RISKS:

- Changes to interest rates, credit risk and/or issuer defaults will have a significant impact on the performance of fixed income securities. Non-investment grade fixed income securities can be more sensitive to changes in these risks than higher rated fixed income securities. Potential or actual credit rating downgrades may increase the level of risk.
- Emerging markets are generally more sensitive to economic and political conditions than developed markets. Other factors include greater 'Liquidity Risk', restrictions on investment or transfer of assets, failed/delayed delivery of securities or payments to the Fund and sustainability-related risks.
- Counterparty Risk: The insolvency of any institutions providing services such as safekeeping of assets or acting as counterparty to derivatives or other instruments, may expose the Fund to financial loss.
- Credit Risk: The issuer of a financial asset held within the Fund may not pay income or repay capital to the Fund when due.
- Liquidity Risk: Lower liquidity means there are insufficient buyers or sellers to allow the Fund to sell or buy investments readily.

## RATINGS\*\*



## KEY FACTS

**Asset Class :** Fixed Income

**Benchmark :** JPM Emerging Markets Bond Index Global Diversified Custom Defaults

**Fund Launch Date :** 28-May-2013

**Share Class Launch Date :** 09-May-2018

**Share Class Currency :** USD

**Net Assets of Fund (M) :** 1,815.52 USD

**Morningstar Category :** Global Emerging Markets Bond

**SFDR Classification :** Other

**Domicile :** Luxembourg

**ISIN :** LU1811365029

**Use of Income :** Accumulating

**Management Company :** BlackRock (Luxembourg) S.A.

**Analyst-Driven %<sup>i</sup> :** 100.00%

**Data Coverage %<sup>ii</sup> :** 100.00%

## FEES AND CHARGES

**Annual Management Fee :** 0.20%

**Ongoing Charge :** 0.27%

**Performance Fee :** -

## DEALING INFORMATION

**Settlement :** Trade Date + 3 days

**Dealing Frequency :** Daily, forward pricing basis

## PORTFOLIO CHARACTERISTICS

**Effective Duration :** 6.30 yrs

**Average Weighted Maturity :** 10.24 yrs

**3y Beta :** 0.98

**Standard Deviation (3y) :** 6.50

**Yield To Maturity :** 6.15%

**Number of Holdings :** 1,022

## PORTFOLIO MANAGER(S)

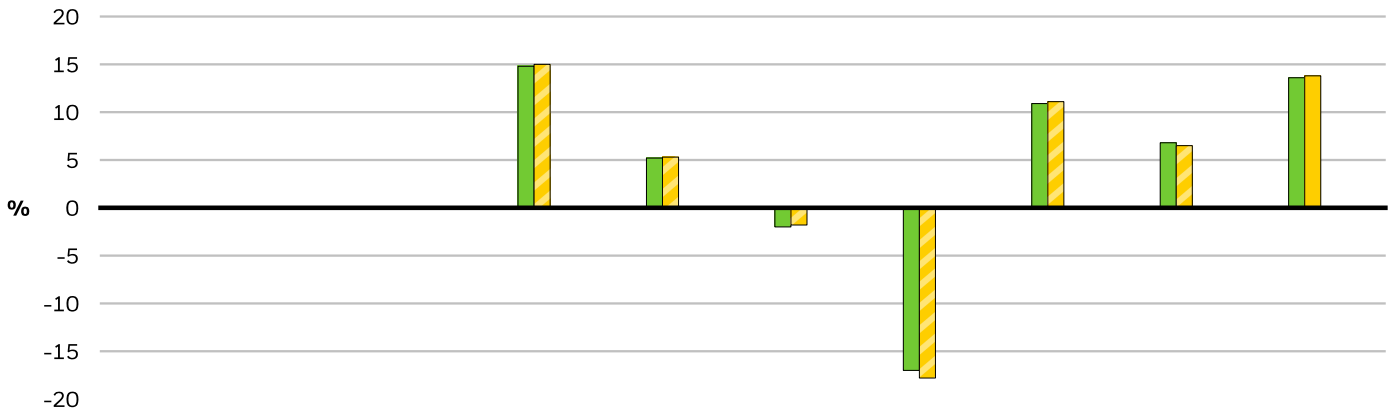
Vlad Borysenko

Please refer to the Glossary for more details.

**iShares Emerging Markets Government Bond Index Fund (LU)**  
**Class D2 U.S. Dollar**  
**BlackRock Global Index Funds**



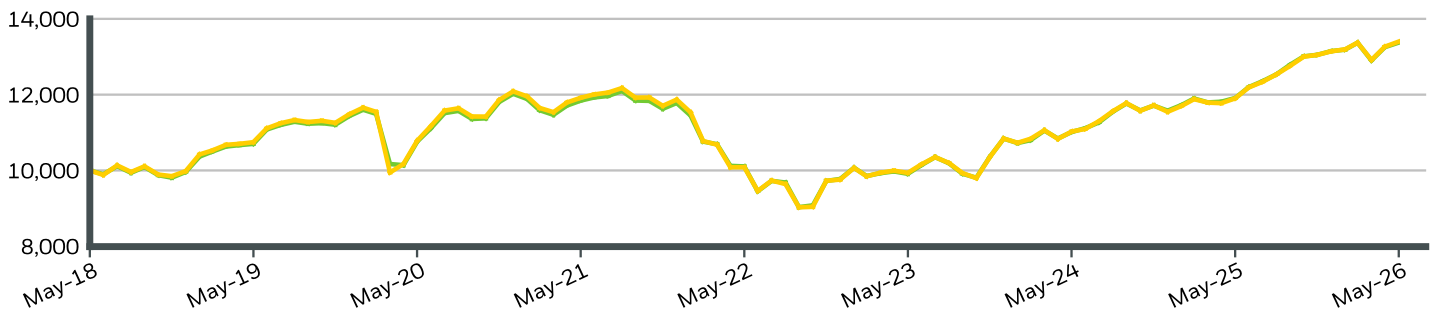
**CALENDAR YEAR PERFORMANCE**



	2016	2017	2018	2019	2020	2021	2022	2023	2024	2025
<b>Share Class</b>	-	-	-	14.80	5.15	-2.03	-17.03	10.91	6.79	13.58
<b>Benchmark</b>	-	-	-	15.04	5.26	-1.80	-17.78	11.09	6.52	13.82

During this period performance was achieved under circumstances that no longer apply.

**GROWTH OF HYPOTHETICAL 10,000 USD SINCE INCEPTION**



**CUMULATIVE & ANNUALISED PERFORMANCE**

	CUMULATIVE (%)					ANNUALISED (% p.a.)		
	1m	3m	6m	YTD	1y	3y	5y	Since Inception
<b>Share Class</b>	0.92	0.04	2.49	1.73	12.29	10.50	2.46	3.85
<b>Benchmark</b>	1.01	0.22	2.69	1.95	12.57	10.48	2.37	3.69

The figures shown relate to past performance. Past performance is not a reliable indicator of current or future performance and should not be the sole factor of consideration when selecting a product or strategy. Share Class and Benchmark performance displayed in USD, hedged share class benchmark performance is displayed in USD. Performance is shown on a Net Asset Value (NAV) basis, with gross income reinvested where applicable. The return of your investment may increase or decrease as a result of currency fluctuations if your investment is made in a currency other than that used in the past performance calculation. **Source:** BlackRock

- Share Class iShares Emerging Markets Government Bond Index Fund (LU)Class D2 U.S. Dollar
- Benchmark JPM Emerging Markets Bond Index Global Diversified Custom Defaults

# iShares Emerging Markets Government Bond Index Fund (LU)

## Class D2 U.S. Dollar

### BlackRock Global Index Funds

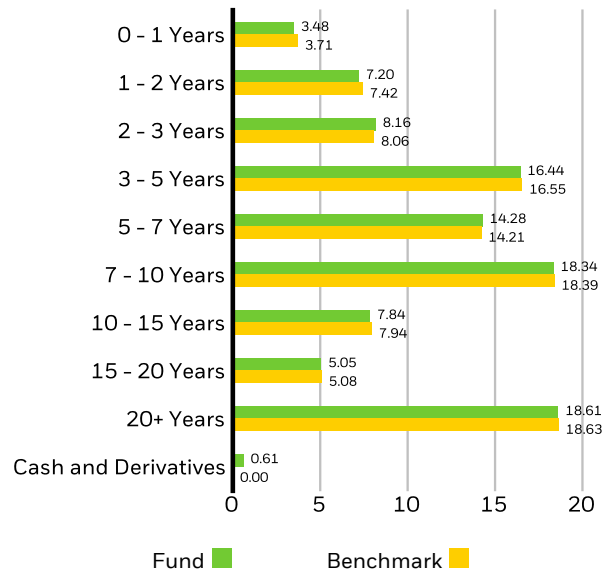


#### Top 10 Holdings

ARGENTINA REPUBLIC OF GOVERNMENT 4.125 07/09/2035	0.96%
ECUADOR REPUBLIC OF (GOVERNMENT) RegS 6.9 07/31/2035	0.70%
ARGENTINA REPUBLIC OF GOVERNMENT 0.75 07/09/2030	0.60%
ARGENTINA REPUBLIC OF GOVERNMENT 5 01/09/2038	0.55%
GHANA (REPUBLIC OF) DISCO RegS 5 07/03/2035	0.51%
URUGUAY (ORIENTAL REPUBLIC OF) 5.1 06/18/2050	0.48%
ARGENTINA REPUBLIC OF GOVERNMENT 3.5 07/09/2041	0.46%
EAGLE FUNDING LUXCO SARL RegS 5.5 08/17/2030	0.39%
UKRAINE (REPUBLIC OF) C BONDS RegS 4 02/01/2032	0.38%
ECUADOR REPUBLIC OF (GOVERNMENT) RegS 8.75 01/29/2034	0.38%
<b>Total of Portfolio</b>	<b>5.41%</b>

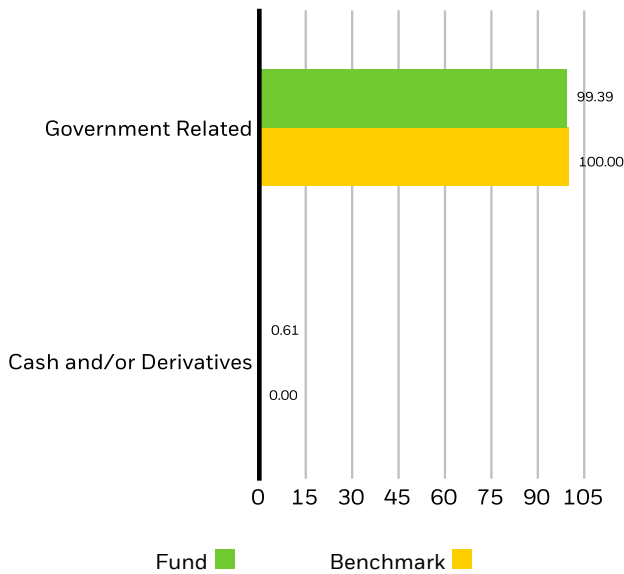
Holdings subject to change

#### MATURITY BREAKDOWN (%)



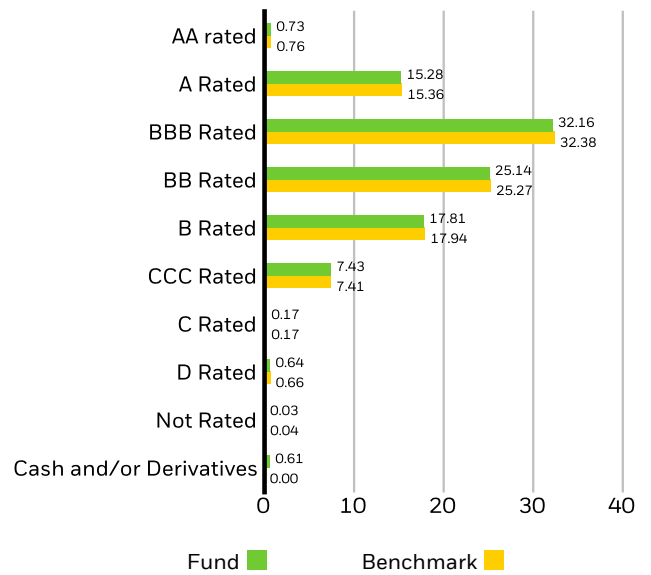
Allocations are subject to change. Source: BlackRock

#### SECTOR BREAKDOWN (%)



Negative weightings may result from specific circumstances (including timing differences between trade and settlement dates of securities purchased by the funds) and/or the use of certain financial instruments, including derivatives, which may be used to gain or reduce market exposure and/or risk management. Allocations are subject to change

#### CREDIT RATINGS (%)



Allocations are subject to change. Source: BlackRock

# iShares Emerging Markets Government Bond Index Fund (LU)

## Class D2 U.S. Dollar

### BlackRock Global Index Funds

**iShares**  
by BlackRock

#### GLOSSARY

**SFDR Classification: Article 8:** Products that promote environmental or social characteristics and promote good governance practices.

**Article 9:** Products that have sustainable investments as an objective and follow good governance practices. **Other:** Products that do not meet the criteria to be classified as Article 8 or 9.

**Analyst Driven %<sup>i</sup>** is the analyst input into the overall rating assignment, including direct analyst coverage and inheritance of an analyst-rated pillar

**Yield to Maturity:** Yield to Maturity (YTM) is the discount rate that equates the present value of bond's cash flows with its market price (including accrued interest). The fund YTM is the weighted average of fund's individual bond holding YTM's based upon Net Asset Value ("NAV"). The measure does not include fees and expenses. For callable bonds, YTM is the Yield-to-Worst.

**Effective Duration:** Effective duration is a measure of a fund's interest-rate sensitivity. Put simply, the longer a fund's duration, the more sensitive the fund is to shifts in interest rates. So a fund with a duration of 10 years is twice as volatile as a fund with a five-year duration.

**Data Coverage %<sup>ii</sup>** is available input data for rating calculation at the Pillar level

#### IMPORTANT INFORMATION:

\*\* The Morningstar Medalist Rating<sup>TM</sup> is the summary expression of Morningstar's forward-looking analysis of investment strategies using a rating scale of Gold, Silver, Bronze, Neutral, and Negative. The ratings indicate which investments Morningstar believes are likely to outperform a relevant index or peer group average on a risk-adjusted basis over time. Analysts assign three pillar ratings (People, Parent and Process) based on their qualitative assessment, subject to the oversight of the Analyst Rating Committee, and monitor and reevaluate them at least every 14 months. For more detailed information about these ratings and methodology, please go to [global.morningstar.com/managerdisclosures](http://global.morningstar.com/managerdisclosures). The ratings are not statements of fact, nor credit or risk ratings. The rating (i) should not be used as the sole basis in evaluating an investment product, (ii) involves unknown risks which may cause expectations not to occur or to differ from what was expected, (iii) are not guaranteed to be based on complete or accurate assumptions, (iv) involve the risk that the return target will not be met due to unforeseen changes in management, technology, economic development, interest rate development, operating and/or material costs, competitive pressure, supervisory law, exchange and tax rates, and/or changes in political and social conditions, and (v) should not be considered an offer or solicitation to buy or sell the investment product.

**In the European Economic Area (EEA):** this is Issued by BlackRock (Netherlands) B.V. is authorised and regulated by the Netherlands Authority for the Financial Markets. Registered office Amstelplein 1, 1096 HA, Amsterdam, Tel: 020 – 549 5200, Tel: 31-20-549-5200. Trade Register No. 17068311 For your protection telephone calls are usually recorded. For Ireland and only in relation to Per Se Professionals and/or Eligible Counterparties (i.e., Professional Investors), this may also be issued by BlackRock Investment Management (UK) Limited, authorised and regulated by the Financial Conduct Authority. Registered office: 12 Throgmorton Avenue, London, EC2N 2DL. Tel: + 44 (0)20 7743 3000. Registered in England and Wales No. 02020394. For your protection telephone calls are usually recorded. Please refer to the Financial Conduct Authority website for a list of authorised activities conducted by BlackRock.

**In the UK and Non-European Economic Area (EEA) countries (excluding Switzerland):** this is Issued by BlackRock Investment Management (UK) Limited, authorised and regulated by the Financial Conduct Authority. Registered office: 12 Throgmorton Avenue, London, EC2N 2DL. Tel: + 44 (0)20 7743 3000. Registered in England and Wales No. 02020394. For your protection telephone calls are usually recorded. Please refer to the Financial Conduct Authority website for a list of authorised activities conducted by BlackRock.

This is Marketing Material. BlackRock Global Index Funds (BGIF) is an open ended variable capital investment company established under the laws of the Grand Duchy of Luxembourg which is available for sale in certain jurisdictions only. BGIF is not available for sale in the U.S. or to U.S. persons. Product information concerning BGIF should not be published in the U.S. BlackRock Investment Management (UK) Limited is the Principal Distributor of BGIF and it and/or the Management Company may terminate marketing at any time. In the UK, subscriptions in BGIF are valid only if made on the basis of the current Prospectus, the most recent financial reports and the Key Investor Information Document, and in EEA and Switzerland subscriptions in BGIF are valid only if made on the basis of the current Prospectus (available in English, German, French and Polish languages, the most recent financial reports and the Packaged Retail and Insurance-based Investment Products Key Information Document (PRIIPs KID) which are available in registered jurisdictions and local language where they are registered, these can be found at [www.blackrock.com](http://www.blackrock.com) on the relevant country site and product pages. These may not be available to investors in certain jurisdictions where the Fund in question has not been authorised. Any investment decision should be made on the basis of the information outlined above and Investors should understand all characteristics of the funds objective before investing, if applicable this includes sustainable disclosures and sustainable related characteristics of the fund as found in the prospectus, which can be found [www.blackrock.com](http://www.blackrock.com) on the relevant product pages for where the fund is registered for sale. The BGIF range employs a swing-pricing methodology in order to protect existing investors from the dilution impact of trading costs caused by shareholder activity in the funds. The published Net Asset Value (NAV) may include a swing-price adjustment which, along with market movements between Fund valuation and market close, has the potential to distort apparent performance and tracking error. BlackRock and/or the Management Company may terminate marketing at any time. For information on investor rights and how to raise complaints please go to <https://www.blackrock.com/corporate/compliance/investor-right> available in in local language in registered jurisdictions. UCITS HAVE NO GUARANTEED RETURN AND PAST PERFORMANCE DOES NOT GUARANTEE THE FUTURE ONES

#### This document is marketing material and will expire 12 months after issue

Any research in this document has been procured and may have been acted on by BlackRock for its own purpose. The results of such research are being made available only incidentally. The views expressed do not constitute investment or any other advice and are subject to change. They do not necessarily reflect the views of any company in the BlackRock Group or any part thereof and no assurances are made as to their accuracy

This document is for information purposes only and does not constitute an offer or invitation to anyone to invest in any BlackRock funds and has not been prepared in connection with any such offer.

© 2026 BlackRock, Inc. All Rights reserved. BLACKROCK, BLACKROCK SOLUTIONS, and iSHARES are trademarks of BlackRock, Inc. or its affiliates All other trademarks are those of their respective owners