

**PASSIVE**

**EXV2**

# iShares STOXX Europe 600 Telecommunications UCITS ETF (DE) Euro (Distributing) Germany iShares

**iShares**  
by BlackRock

**May 2026**

**Performance, Portfolio Breakdowns and Net Assets information as at: 31-May-2026. All other data as at 10-Jun-2026.**

**This document is marketing material.** For Investors in Sweden. Investors should read the KIID/PRIIPs document and prospectus prior to investing, and should refer to the prospectus for the funds full list of risks.

## FUND OVERVIEW

The Fund seeks to track the performance of an index composed of companies from the European Telecommunications sector.

## KEY BENEFITS

1. Exposure to companies from developed countries in Europe
2. Direct investment into companies from the European Telecommunications supersector as defined by the Industry Classification Benchmark (ICB)
3. Telecommunications sector exposure

## RISK INDICATOR

### Lower Risk

Potentially Lower Rewards

### Higher Risk

Potentially Higher Rewards



**CAPITAL AT RISK:** The value of investments and the income from them can fall as well as rise and are not guaranteed. Investors may not get back the amount originally invested.

## KEY RISKS:

- Investment risk is concentrated in specific sectors, countries, currencies or companies. This means the Fund is more sensitive to any localised economic, market, political, sustainability-related or regulatory events.
- The value of equities and equity-related securities can be affected by daily stock market movements. Other influential factors include political, economic news, company earnings and significant corporate events.
- Counterparty Risk: The insolvency of any institutions providing services such as safekeeping of assets or acting as counterparty to derivatives or other instruments, may expose the Fund to financial loss.

## Product Information

**ISIN :** DE000A0H08R2

**Share Class Launch Date :** 25-Apr-2001

**Share Class Currency :** EUR

**Total Expense Ratio :** 0.46%

**Use of Income :** Distributing

**Net Assets of Share Class (M) :** 160.20 EUR

## KEY FACTS

**Asset Class :** Equity

**Benchmark :** STOXX Europe 600  
Telecommunications (Capped) TR

**Fund Launch Date :** 25-Apr-2001

**Distribution Frequency :** Up to 4x per year

**Net Assets of Fund (M) :** 160.20 EUR

**SFDR Classification :** Other

**Domicile :** Germany

**Methodology :** Replicated

**Issuing Company :** iShares (DE) I  
Investmentaktiengesellschaft mit TGV

**Product Structure :** Physical

## PORTFOLIO CHARACTERISTICS

**Price to Book Ratio :** 2.12x

**Price to Earnings Ratio :** 23.72x

**3y Beta :** 1.00

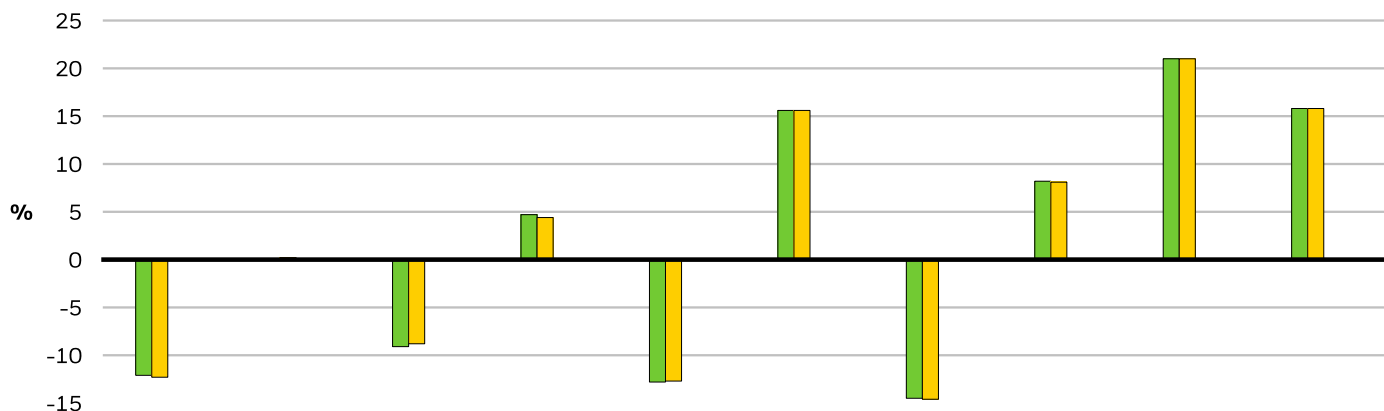
**12m Trailing Yield :** 2.00%

**Number of Holdings :** 21

Please refer to the Glossary for more details.

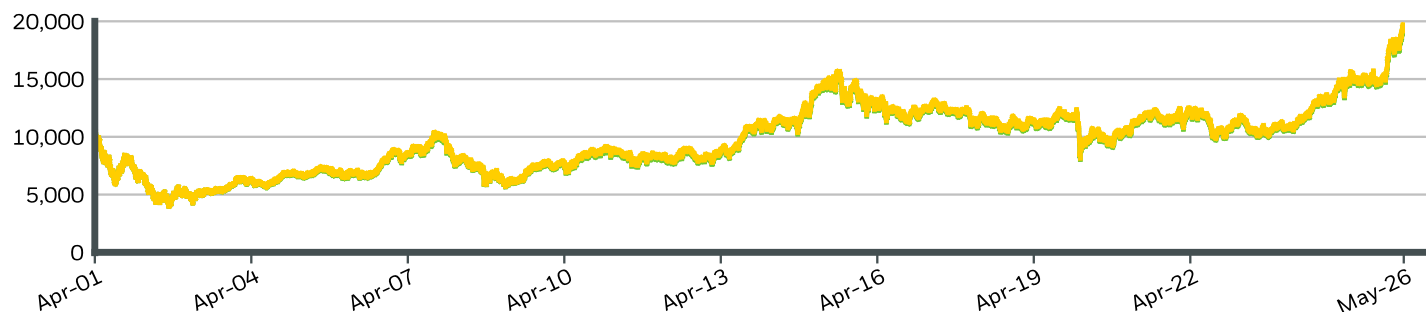
# iShares STOXX Europe 600 Telecommunications UCITS ETF (DE) Euro (Distributing) Germany iShares

## CALENDAR YEAR PERFORMANCE



	2016	2017	2018	2019	2020	2021	2022	2023	2024	2025
<b>Share Class</b>	-12.12	0.07	-9.11	4.68	-12.75	15.59	-14.53	8.15	21.03	15.81
<b>Benchmark</b>	-12.26	0.19	-8.84	4.43	-12.68	15.55	-14.61	8.11	21.04	15.83

## GROWTH OF HYPOTHETICAL 10,000 EUR SINCE INCEPTION



## CUMULATIVE & ANNUALISED PERFORMANCE

	CUMULATIVE (%)					ANNUALISED (% p.a.)		
	1m	3m	6m	YTD	1y	3y	5y	Since Inception
<b>Share Class</b>	4.75	4.79	28.68	26.25	24.73	20.43	10.60	2.57
<b>Benchmark</b>	4.73	4.79	28.74	26.36	24.80	20.43	10.58	2.63

The figures shown relate to past performance. Past performance is not a reliable indicator of current or future performance and should not be the sole factor of consideration when selecting a product or strategy. Share Class and Benchmark performance displayed in EUR, hedged share class benchmark performance is displayed in EUR. Performance is shown on a Net Asset Value (NAV) basis, with gross income reinvested where applicable. The return of your investment may increase or decrease as a result of currency fluctuations if your investment is made in a currency other than that used in the past performance calculation. **Source:** BlackRock

■ Share Class iShares STOXX Europe 600 Telecommunications UCITS ETF (DE) Euro (Distributing)  
■ Benchmark STOXX Europe 600 Telecommunications (Capped) TR

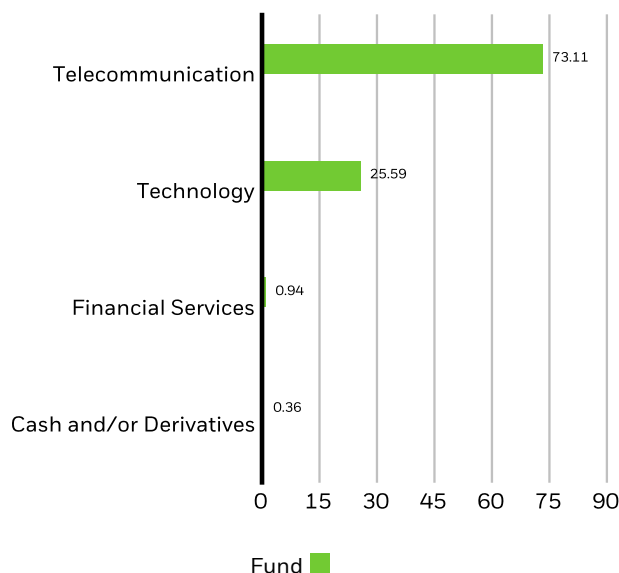
# iShares STOXX Europe 600 Telecommunications UCITS ETF (DE) Euro (Distributing) Germany iShares

## Top 10 Holdings

DEUTSCHE TELEKOM N AG	24.72%
NOKIA	16.50%
ORANGE SA	8.69%
ERICSSON B	7.94%
VODAFONE GROUP PLC	6.03%
SWISSCOM AG	4.54%
KONINKLIJKE KPN NV	4.17%
BT GROUP PLC	3.70%
TELEFONICA SA	3.54%
CELLNEX TELECOM	3.47%
<b>Total of Portfolio</b>	<b>83.30%</b>

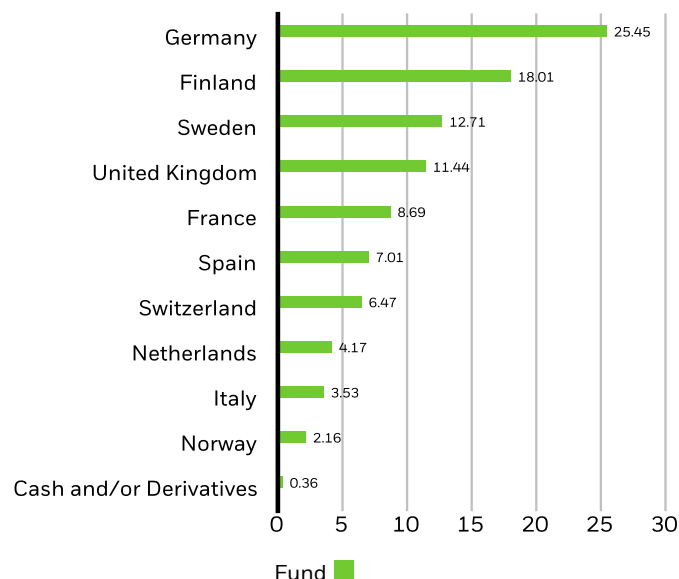
Holdings are subject to change.

## SECTOR BREAKDOWN (%)



Allocations are subject to change. **Source:** BlackRock

## GEOGRAPHIC BREAKDOWN (%)



Geographic exposure relates principally to the domicile of the issuers of the securities held in the product, added together and then expressed as a percentage of the product's total holdings. However, in some instances it can reflect the location where the issuer of the securities carries out much of their business. Bonds are included in US bond indices when the securities are denominated in U.S. dollars regardless of the domicile of the issuer.

## TRADING INFORMATION

Exchange	Xetra	Berne Stock Exchange
Ticker	EXV2	SXKPEX
Bloomberg Ticker	SXKPEX GY	SXKPEX BW
RIC	SXKPEX.DE	SXKPEX.BN
SEDOL	B5MJSV6	BYTP1J9
Listing Currency	EUR	EUR

# iShares STOXX Europe 600 Telecommunications UCITS ETF (DE) Euro (Distributing) Germany iShares

**iShares**  
by BlackRock

## GLOSSARY

**SFDR Classification: Article 8:** Products that promote environmental or social characteristics and promote good governance practices.

**Article 9:** Products that have sustainable investments as an objective and follow good governance practices. **Other:** Products that do not meet the criteria to be classified as Article 8 or 9.

**Price to Earnings:** A valuation ratio of a company's current share price compared to its per-share earnings in the current forecast year, calculated as current share price divided by current earnings per share.

**Price to Book Ratio:** represents the ratio of the current closing price of the share to the latest quarter's book value per share.

## IMPORTANT INFORMATION:

**In the European Economic Area (EEA):** this is Issued by BlackRock (Netherlands) B.V. is authorised and regulated by the Netherlands Authority for the Financial Markets. Registered office Amstelplein 1, 1096 HA, Amsterdam, Tel: 020 – 549 5200, Tel: 31-20-549-5200. Trade Register No. 17068311 For your protection telephone calls are usually recorded. For Ireland and only in relation to Per Se Professionals and/or Eligible Counterparties (i.e., Professional Investors), this may also be issued by BlackRock Investment Management (UK) Limited, authorised and regulated by the Financial Conduct Authority. Registered office: 12 Throgmorton Avenue, London, EC2N 2DL. Tel: + 44 (0)20 7743 3000. Registered in England and Wales No. 02020394. For your protection telephone calls are usually recorded. Please refer to the Financial Conduct Authority website for a list of authorised activities conducted by BlackRock.

**In the UK and Non-European Economic Area (EEA) countries (excluding Switzerland):** this is Issued by BlackRock Investment Management (UK) Limited, authorised and regulated by the Financial Conduct Authority. Registered office: 12 Throgmorton Avenue, London, EC2N 2DL. Tel: + 44 (0)20 7743 3000. Registered in England and Wales No. 02020394. For your protection telephone calls are usually recorded. Please refer to the Financial Conduct Authority website for a list of authorised activities conducted by BlackRock.

The German domiciled funds are "undertakings for collective investment in transferable securities" in conformity with the directives within the meaning of the German Law on the investments. These funds are managed by BlackRock Asset Management Deutschland AG which is authorised and regulated by the Bundesanstalt für Finanzdienstleistungsaufsicht. Further information about the Fund and the Share Class, such as details of the key underlying investments of the Share Class and share prices, is available on the iShares website at [www.ishares.com](http://www.ishares.com) or by calling +44 (0)845 357 7000 or from your broker or financial adviser. The indicative intra-day net asset value of the Share Class is available at <http://deutsche-boerse.com> and/or <http://www.reuters.com>. A UCITS ETF's units / shares that have been acquired on the secondary market cannot usually be sold directly back to the UCITS ETF itself. Investors who are not Authorised Participants must buy and sell shares on a secondary market with the assistance of an intermediary (e.g. a stockbroker) and may incur fees and additional taxes in doing so. In addition, as the market price at which the Shares are traded on the secondary market may differ from the Net Asset Value per Share, investors may pay more than the then current Net Asset Value per Share when buying shares and may receive less than the current Net Asset Value per Share when selling them. Investors who are not Authorised Participants must buy and sell shares on a secondary market with the assistance of an intermediary (e.g. a stockbroker) and may incur fees and additional taxes in doing so. In addition, as the market price at which the Shares are traded on the secondary market may differ from the Net Asset Value per Share, investors may pay more than the then current Net Asset Value per Share when buying shares and may receive less than the current Net Asset Value per Share when selling them. Any investment decision should be made on the basis of the information outlined above and Investors should understand all characteristics of the funds objective before investing, if applicable this includes sustainable disclosures and sustainable related characteristics of the fund as found in the prospectus, which can be found [www.blackrock.com](http://www.blackrock.com) on the relevant product pages for where the fund is registered for sale. For information on investor rights and how to raise complaints please go to <https://www.blackrock.com/corporate/compliance/investor-right> available in in local language in registered jurisdictions. UCITS HAVE NO GUARANTEED RETURN AND PAST PERFORMANCE DOES NOT GUARANTEE THE FUTURE ONES

## This document is marketing material and will expire 12 months after issue

Any research in this document has been procured and may have been acted on by BlackRock for its own purpose. The results of such research are being made available only incidentally. The views expressed do not constitute investment or any other advice and are subject to change. They do not necessarily reflect the views of any company in the BlackRock Group or any part thereof and no assurances are made as to their accuracy

This document is for information purposes only and does not constitute an offer or invitation to anyone to invest in any BlackRock funds and has not been prepared in connection with any such offer.

© Current year BlackRock, Inc. All Rights reserved. BLACKROCK, BLACKROCK SOLUTIONS, and iSHARES are trademarks of BlackRock, Inc. or its affiliates All other trademarks are those of their respective owners