PASSIVE

EDMNZX

iShares MSCI World CTB Enhanced ESG UCITS ETF

Hedged New Zealand Dollar (Accumulating)

iShares IV plc

iShares by BlackRock

October 2026

Performance, Portfolio Breakdowns and Net Asset information as at: 31-Oct-2026. All other data as at 04-Nov-2026.

This document is marketing material. For Investors in the UK. Investors should read the KIID/PRIIPs document and prospectus prior to investing, and should refer to the prospectus for the funds full list of risks.

FUND OVERVIEW

The fund aims to achieve a return on your investment, through a combination of capital growth and income on the Fund's assets, which reflects the return of the MSCI World ESG Enhanced CTB Index, the Fund's benchmark index

RISK INDICATOR

Lower Risk — Potentially Lower Rewards

Higher Risk — Potentially Higher Rewards

1	2	3	4	**5**	6	7

CAPITAL AT RISK: The value of investments and the income from them can fall as well as rise and are not guaranteed. Investors may not get back the amount originally invested.

KEY RISKS:

- Investment risk is concentrated in specific sectors, countries, currencies or companies. This means the Fund is more sensitive to any localised economic, market, political, sustainability-related or regulatory events.
- The value of equities and equity-related securities can be affected by daily stock market movements. Other influential factors include political, economic news, company earnings and significant corporate events.
- The benchmark index only excludes companies engaging in certain activities inconsistent with ESG criteria if such activities exceed the thresholds determined by the index provider. Such ESG screening may reduce the potential investment universe and this may adversely affect the value of the Fund's investments compared to a fund without such screening.
- Counterparty Risk: The insolvency of any institutions providing services such as safekeeping of assets or acting as counterparty to derivatives or other instruments, may expose the Share Class to financial loss.

PRODUCT INFORMATION

ISIN : IE000X08RX14
Share Class Launch Date : 09-Sept-2021
Share Class Currency : NZD
Total Expense Ratio : 0.30%
Use of Income : Accumulating
Net Assets of Share Class (M) : 165.81 NZD

KEY FACTS

Asset Class : Equity
Benchmark : MSCI World ESG Enhanced CTB Index
Fund Launch Date : 08-Mar-2019
Fund Base Currency : USD
Net Assets of Fund (M) : 6,330.27 USD
SFDR Classification : Article 8
Domicile : Ireland
Methodology : Optimised
Issuing Company : iShares IV plc
Product Structure : Physical
ISA Eligibility : Yes
SIPP Available : Yes
UK Reporting Status : Yes

PORTFOLIO CHARACTERISTICS

Price to Book Ratio : 4.13x
Price to Earnings Ratio : 25.07x
3y Beta : 0.91
Number of Holdings : 1,081

Please refer to the Glossary for more details.

iShares MSCI World CTB Enhanced ESG UCITS ETF

Hedged New Zealand Dollar (Accumulating)

iShares IV plc

CALENDAR YEAR PERFORMANCE

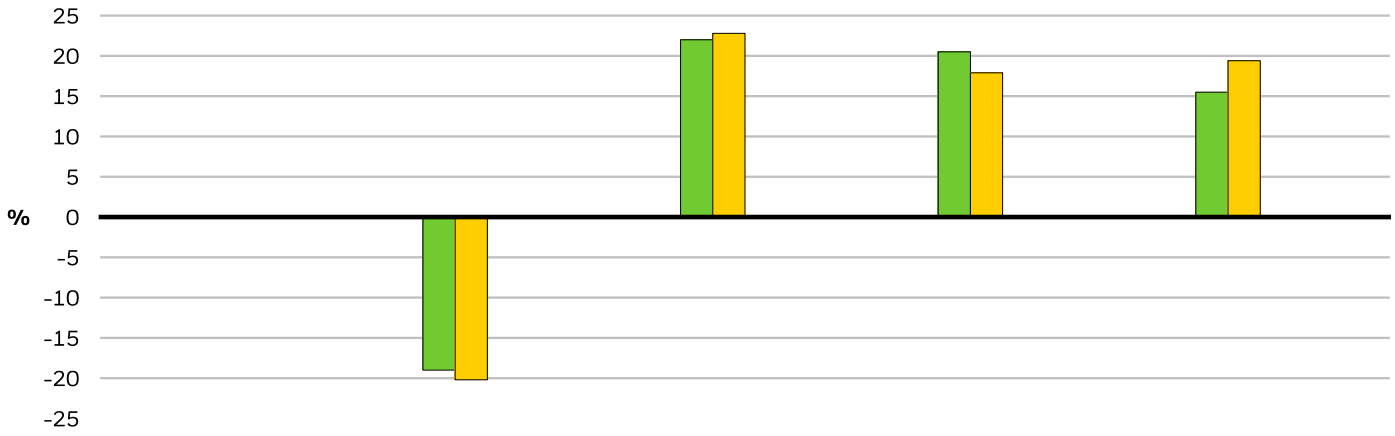

	2021	2022	2023	2024	2025
Share Class	-	-18.97	21.97	20.50	15.46
Benchmark	-	-20.19	22.78	17.85	19.38

GROWTH OF HYPOTHETICAL 10,000 NZD SINCE INCEPTION

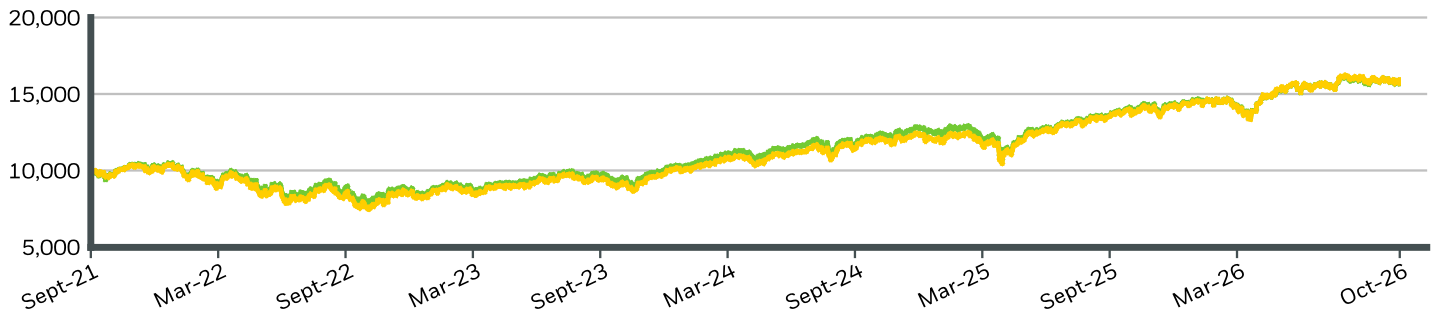

CUMULATIVE & ANNUALISED PERFORMANCE

	CUMULATIVE (%)					ANNUALISED (% p.a.)		
	1m	3m	6m	YTD	1y	3y	5y	Since Inception
Share Class	-0.88	0.28	4.74	9.07	9.59	19.75	8.97	9.10
Benchmark	-0.82	0.27	4.63	9.95	11.07	21.37	9.10	9.15

The figures shown relate to past performance. **Past performance is not a reliable indicator of future performance. Markets could develop very differently in the future. It can help you to assess how the fund has been managed in the past** Performance is shown on a Net Asset Value (NAV) basis, with gross income reinvested where applicable. Performance data is based on the net asset value (NAV) of the ETF which may not be the same as the market price of the ETF. Individual shareholders may realize returns that are different to the NAV performance. The return of your investment may increase or decrease as a result of currency fluctuations if your investment is made in a currency other than that used in the past performance calculation. Source: Blackrock

Share Class (NZD) iShares MSCI World CTB Enhanced ESG UCITS ETF Hedged New Zealand Dollar (Accumulating)

Benchmark (USD) MSCI World ESG Enhanced CTB Index

iShares MSCI World CTB Enhanced ESG UCITS ETF

Hedged New Zealand Dollar (Accumulating)

iShares IV plc

iShares by BlackRock

Top 10 Holdings

APPLE	5.76%
NVIDIA	5.29%
MICROSOFT	4.13%
ALPHABET CLASS C	2.76%
AMAZON.COM INC	2.68%
BROADCOM INC	1.68%
META PLATFORMS CLASS A	1.55%
TESLA INC	1.40%
ELI LILLY	1.23%
JOHNSON & JOHNSON	1.17%
Total of Portfolio	**27.65%**

Holdings are subject to change.

SECTOR BREAKDOWN (%)

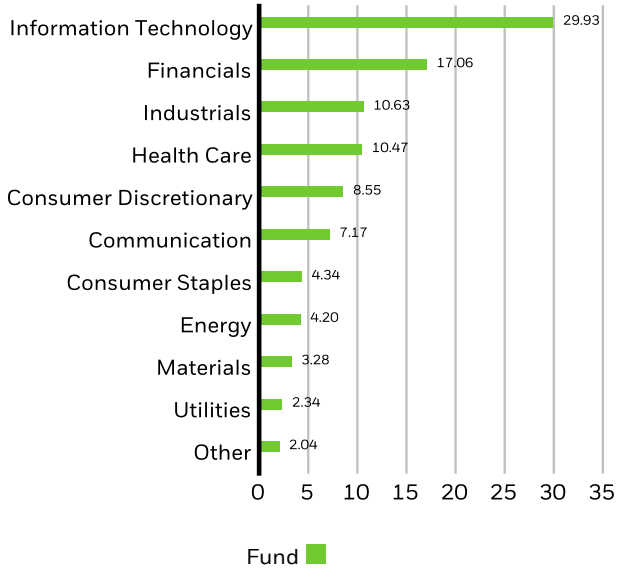

Allocations are subject to change. **Source:** BlackRock

GEOGRAPHIC BREAKDOWN (%)

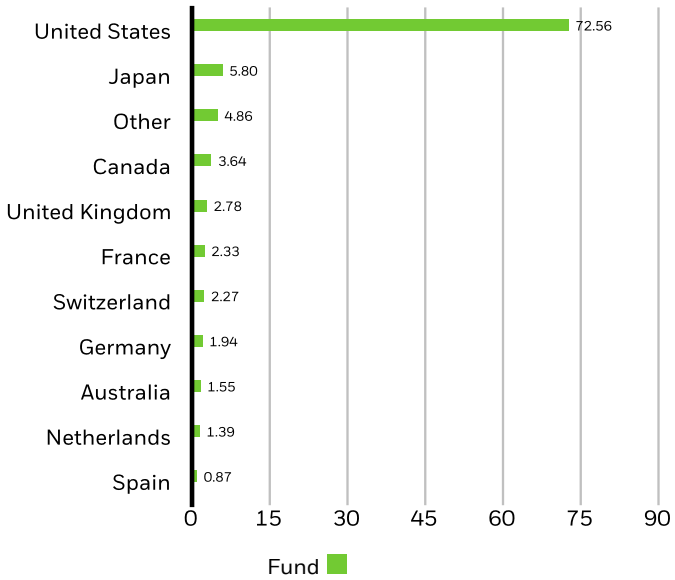

Geographic exposure relates principally to the domicile of the issuers of the securities held in the product, added together and then expressed as a percentage of the product's total holdings. However, in some instances it can reflect the location where the issuer of the securities carries out much of their business.

TRADING INFORMATION

Exchange	Cboe Europe
Ticker	EDMNZX
Bloomberg Ticker	EDMNZX IX
RIC	EDMNZX.CHI
SEDOL	BM8YZY6
Listing Currency	NZD

iShares MSCI World CTB Enhanced ESG UCITS ETF

Hedged New Zealand Dollar (Accumulating)

iShares IV plc

iShares by BlackRock

GLOSSARY

SFDR Classification: Article 8: Products that promote environmental or social characteristics and promote good governance practices. **Article 9:** Products that have sustainable investments as an objective and follow good governance practices. **Other:** Products that do not meet the criteria to be classified as Article 8 or 9.

Price to Earnings: A valuation ratio of a company's current share price compared to its per-share earnings in the current forecast year, calculated as current share price divided by current earnings per share.

Price to Book Ratio: represents the ratio of the current closing price of the share to the latest quarter's book value per share.

IMPORTANT INFORMATION:

In the European Economic Area (EEA): this is Issued by BlackRock (Netherlands) B.V. is authorised and regulated by the Netherlands Authority for the Financial Markets. Registered office Amstelplein 1, 1096 HA, Amsterdam, Tel: 020 – 549 5200, Tel: 31-20-549-5200. Trade Register No. 17068311 For your protection telephone calls are usually recorded. For Ireland and only in relation to Per Se Professionals and/or Eligible Counterparties (i.e., Professional Investors), this may also be issued by BlackRock Investment Management (UK) Limited, authorised and regulated by the Financial Conduct Authority. Registered office: 12 Throgmorton Avenue, London, EC2N 2DL. Tel: + 44 (0)20 7743 3000. Registered in England and Wales No. 02020394. For your protection telephone calls are usually recorded. Please refer to the Financial Conduct Authority website for a list of authorised activities conducted by BlackRock.

In the UK and Non-European Economic Area (EEA) countries (excluding Switzerland),: this is Issued by BlackRock Investment Management (UK) Limited, authorised and regulated by the Financial Conduct Authority. Registered office: 12 Throgmorton Avenue, London, EC2N 2DL. Tel: + 44 (0)20 7743 3000. Registered in England and Wales No. 02020394. For your protection telephone calls are usually recorded. Please refer to the Financial Conduct Authority website for a list of authorised activities conducted by BlackRock.

This is Marketing Material. iShares plc, iShares II plc, iShares III plc, iShares IV plc, iShares V plc, iShares VI plc and iShares VII plc (together 'the Companies') are open-ended investment companies with variable capital having segregated liability between their funds organised under the laws of Ireland and authorised by the Central Bank of Ireland. The Prospectus (Available in French, German, Polish and English Languages) Key Investor Information document (UK only), PRIIPs KID and further information about the Fund and the Share Class, such as details of the key underlying investments of the Share Class and share prices, is available on the iShares website at www.ishares.com or by calling +44 (0)845 357 7000 or from your broker or financial adviser. The indicative intra-day net asset value of the Share Class is available at http://deutsche-boerse.com and/or http://www.reuters.com. A UCITS ETF's units / shares that have been acquired on the secondary market cannot usually be sold directly back to the UCITS ETF itself. Investors who are not Authorised Participants must buy and sell shares on a secondary market with the assistance of an intermediary (e.g. a stockbroker) and may incur fees and additional taxes in doing so. In addition, as the market price at which the Shares are traded on the secondary market may differ from the Net Asset Value per Share, investors may pay more than the then current Net Asset Value per Share when buying shares and may receive less than the current Net Asset Value per Share when selling them. UCITS HAVE NO GUARANTEED RETURN AND PAST PERFORMANCE DOES NOT GUARANTEE THE FUTURE ONES

This document is marketing material and will expire 12 months after issue

This document is not, and under no circumstances is to be construed as an advertisement or any other step in furtherance of a public offering of shares in the United States or Canada. This document is not aimed at persons who are resident in the United States, Canada or any province or territory thereof, where the companies/securities are not authorised or registered for distribution and where no prospectus has been filed with any securities commission or regulatory authority. The companies/securities may not be acquired or owned by, or acquired with the assets of, an ERISA Plan.

Any research in this document has been procured and may have been acted on by BlackRock for its own purpose. The results of such research are being made available only incidentally. The views expressed do not constitute investment or any other advice and are subject to change. They do not necessarily reflect the views of any company in the BlackRock Group or any part thereof and no assurances are made as to their accuracy

This document is for information purposes only and does not constitute an offer or invitation to anyone to invest in any BlackRock funds and has not been prepared in connection with any such offer.

© 2026 BlackRock, Inc. All Rights reserved. BLACKROCK, BLACKROCK SOLUTIONS, and iSHARES are trademarks of BlackRock, Inc. or its affiliates All other trademarks are those of their respective owners