ACTIVE

CDJHX

iShares € AAA CLO Active UCITS ETF Hedged Japanese Yen (Distributing)

iShares II plc

iShares by BlackRock

October 2026

Performance, Portfolio Breakdowns and Net Asset information as at: 31-Oct-2026. All other data as at 04-Nov-2026.

This document is marketing material. For Investors in the UK. Investors should read the KIID/PRIIPs document and prospectus prior to investing, and should refer to the prospectus for the funds full list of risks.

FUND OVERVIEW

The Fund aims to provide a total return, comprising income and capital, by investing in a portfolio predominantly of Euro-denominated AAA-rated collateralized loan obligations (CLOs). **The Fund is not suitable for retail investors unless the investor in question qualifies as an "advanced investor" as prescribed by the European MiFID Template (EMT), being an investor who has good knowledge of relevant financial products and transactions and/or has financial industry experience or whose investment is accompanied by professional investment advice or included in a discretionary portfolio service.**

RISK INDICATOR

Lower Risk — Potentially Lower Rewards

Higher Risk — Potentially Higher Rewards



CAPITAL AT RISK: The value of investments and the income from them can fall as well as rise and are not guaranteed. Investors may not get back the amount originally invested.

KEY RISKS:

- Credit risk, changes to interest rates and/or issuer defaults will have a significant impact on the performance of fixed income securities. Potential or actual credit rating downgrades may increase the level of risk.
- The Fund seeks to exclude companies engaging in certain activities inconsistent with ESG criteria. Such ESG screening may reduce the potential investment universe and this may adversely affect the value of the Fund's investments compared to a fund without such screening.
- Collateralised Loan Obligations are subject to the same risks described for fixed income securities. These instruments may be subject to 'Liquidity Risk', have high levels of borrowing and may not fully reflect the value of underlying assets.
- Counterparty Risk: The insolvency of any institutions providing services such as safekeeping of assets or acting as counterparty to derivatives or other instruments, may expose the Share Class to financial loss.
- Credit Risk: The issuer of a financial asset held within the Fund may not pay income or repay capital to the Fund when due.
- Liquidity Risk: Lower liquidity means there are insufficient buyers or sellers to allow the Fund to sell or buy investments readily.

PRODUCT INFORMATION

ISIN : IE0003MWJNP3
Share Class Launch Date : 26-Mar-2026
Share Class Currency : JPY
Total Expense Ratio : 0.25%
Use of Income : Distributing
Net Assets of Share Class (M) : 1.79 JPY

KEY FACTS

Comparator 1 : JPM European CLOIE AAA Index
Asset Class : Fixed Income
Fund Launch Date : 18-Jul-2025
Fund Base Currency : EUR
Distribution Frequency : Quarterly
Net Assets of Fund (M) : 450.65 EUR
SFDR Classification : Article 8
Domicile : Ireland
Issuing Company : iShares II plc
ISA Eligibility : Yes
SIPP Available : Yes
UK Reporting Status : Yes

PORTFOLIO CHARACTERISTICS

Average Weighted Maturity : 2.48 yrs
Effective Duration : 0.21 yrs
Yield to Worst : 3.88
Number of Holdings : 117

Please refer to the Glossary for more details.

iShares € AAA CLO Active UCITS ETF
Hedged Japanese Yen (Distributing)
iShares II plc

iShares by BlackRock

CALENDAR YEAR PERFORMANCE

This chart has been left intentionally blank as there is less than one year's performance data.

GROWTH OF HYPOTHETICAL 10,000 JPY SINCE INCEPTION

This chart has been left intentionally blank as there is less than one year's performance data.

CUMULATIVE & ANNUALISED PERFORMANCE

This chart has been left intentionally blank as there is less than one year's performance data.

The figures shown relate to past performance. **Past performance is not a reliable indicator of future performance. Markets could develop very differently in the future. It can help you to assess how the fund has been managed in the past** Performance is shown on a Net Asset Value (NAV) basis, with gross income reinvested where applicable. Performance data is based on the net asset value (NAV) of the ETF which may not be the same as the market price of the ETF. Individual shareholders may realize returns that are different to the NAV performance. The return of your investment may increase or decrease as a result of currency fluctuations if your investment is made in a currency other than that used in the past performance calculation. Source: Blackrock

Share Class (JPY)	iShares € AAA CLO Active UCITS ETF Hedged Japanese Yen (Distributing)
Comparator 1 (EUR)	JPM European CLOIE AAA Index

iShares € AAA CLO Active UCITS ETF
Hedged Japanese Yen (Distributing)
iShares II plc

iShares by BlackRock

TOP ISSUERS

RRME_24-A1	2.63%
PLMER_24-2X-AR	2.57%
FIOS_8-A	2.34%
CGMSE_24-2R-A1A	2.31%
ELME_26-1X-A1	2.25%
POLSE_22X-A	2.22%
NWEST_5X-ARR	2.22%
HNLY_2X-A1RR	2.01%
ACLO_7X-AR	1.95%
ARINI_10X-A	1.80%
Total of Portfolio	**22.30%**

Holdings subject to change

SECTOR BREAKDOWN (%)

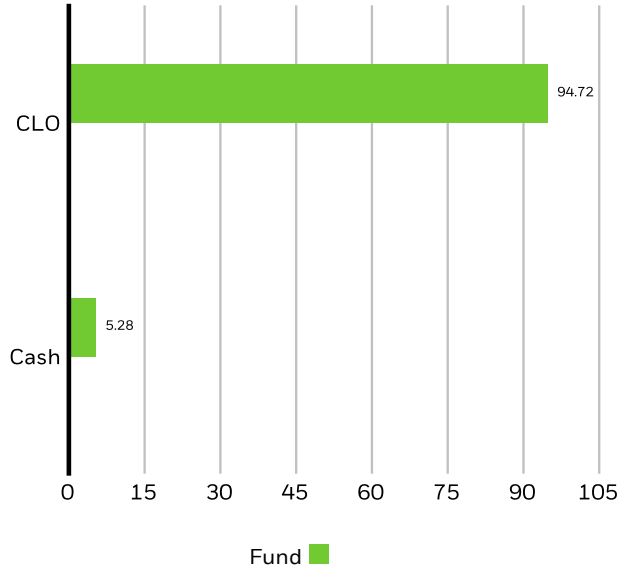

Allocations are subject to change. **Source:** BlackRock

TRADING INFORMATION

Exchange	Cboe Europe
Ticker	CDJHX
Bloomberg Ticker	CDJHX I2
RIC	CDJHX.DXE
SEDOL	BTML6D8
Listing Currency	JPY

MATURITY BREAKDOWN (%)

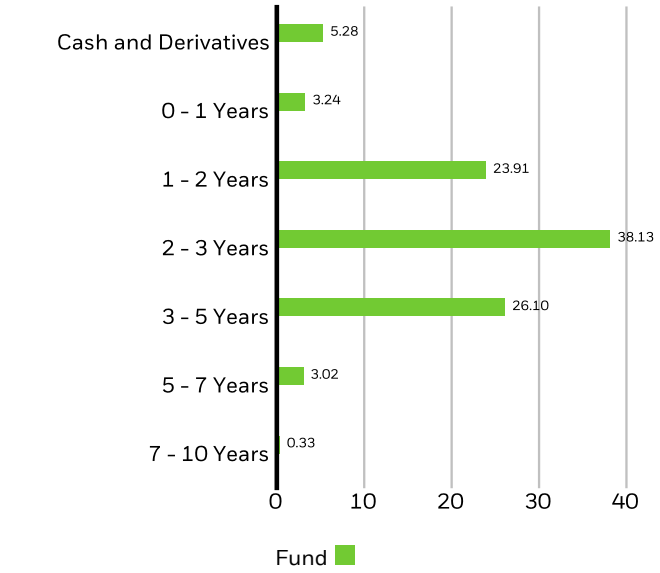

Allocations are subject to change. **Source:** BlackRock

CREDIT RATINGS (%)

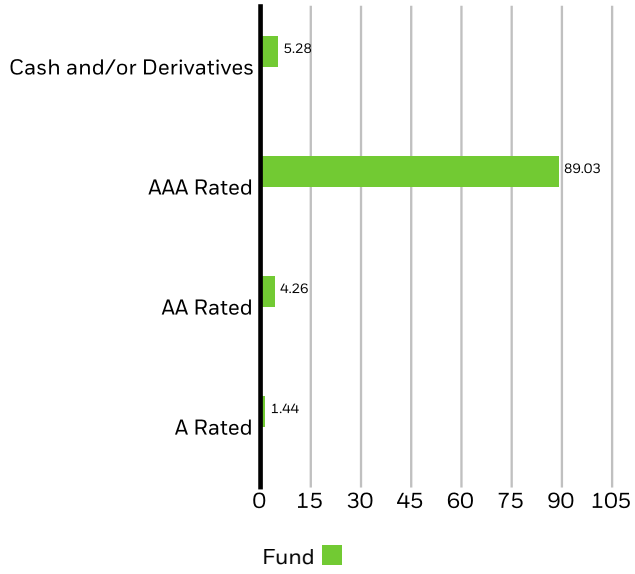

Credit quality ratings on underlying securities of the fund are received from S&P, Moody's and Fitch and converted to the equivalent S&P major rating category. This breakdown is provided by BlackRock and takes the median rating of the three agencies when all three agencies rate a security the lower of the two ratings if only two agencies rate a security and one rating if that is all that is provided. Unrated securities do not necessarily indicate low quality. Below investment-grade is represented by a rating of BB and below. Ratings and portfolio credit quality may change over time.

iShares € AAA CLO Active UCITS ETF
Hedged Japanese Yen (Distributing)
iShares II plc

iShares by BlackRock

GLOSSARY

SFDR Classification: Article 8: Products that promote environmental or social characteristics and promote good governance practices. **Article 9:** Products that have sustainable investments as an objective and follow good governance practices. **Other:** Products that do not meet the criteria to be classified as Article 8 or 9.

Yield to Maturity: Yield to Maturity (YTM) is the discount rate that equates the present value of bond's cash flows with its market price (including accrued interest). The fund YTM is the weighted average of fund's individual bond holding YTMs based upon Net Asset Value ('NAV'). The measure does not include fees and expenses. For callable bonds, YTM is the Yield-to-Worst.

Effective Duration: Effective duration is a measure of a fund's interest-rate sensitivity. Put simply, the longer a fund's duration, the more sensitive the fund is to shifts in interest rates. So a fund with a duration of 10 years is twice as volatile as a fund with a five-year duration.

IMPORTANT INFORMATION:

In the European Economic Area (EEA): this is Issued by BlackRock (Netherlands) B.V. is authorised and regulated by the Netherlands Authority for the Financial Markets. Registered office Amstelplein 1, 1096 HA, Amsterdam, Tel: 020 – 549 5200, Tel: 31-20-549-5200. Trade Register No. 17068311 For your protection telephone calls are usually recorded. For Ireland and only in relation to Per Se Professionals and/or Eligible Counterparties (i.e., Professional Investors), this may also be issued by BlackRock Investment Management (UK) Limited, authorised and regulated by the Financial Conduct Authority. Registered office: 12 Throgmorton Avenue, London, EC2N 2DL. Tel: + 44 (0)20 7743 3000. Registered in England and Wales No. 02020394. For your protection telephone calls are usually recorded. Please refer to the Financial Conduct Authority website for a list of authorised activities conducted by BlackRock.

In the UK and Non-European Economic Area (EEA) countries (excluding Switzerland),: this is Issued by BlackRock Investment Management (UK) Limited, authorised and regulated by the Financial Conduct Authority. Registered office: 12 Throgmorton Avenue, London, EC2N 2DL. Tel: + 44 (0)20 7743 3000. Registered in England and Wales No. 02020394. For your protection telephone calls are usually recorded. Please refer to the Financial Conduct Authority website for a list of authorised activities conducted by BlackRock.

This is Marketing Material. iShares plc, iShares II plc, iShares III plc, iShares IV plc, iShares V plc, iShares VI plc and iShares VII plc (together 'the Companies') are open-ended investment companies with variable capital having segregated liability between their funds organised under the laws of Ireland and authorised by the Central Bank of Ireland. The Prospectus (Available in French, German, Polish and English Languages) Key Investor Information document (UK only), PRIIPs KID and further information about the Fund and the Share Class, such as details of the key underlying investments of the Share Class and share prices, is available on the iShares website at www.ishares.com or by calling +44 (0)845 357 7000 or from your broker or financial adviser. The indicative intra-day net asset value of the Share Class is available at http://deutsche-boerse.com and/or http://www.reuters.com. A UCITS ETF's units / shares that have been acquired on the secondary market cannot usually be sold directly back to the UCITS ETF itself. Investors who are not Authorised Participants must buy and sell shares on a secondary market with the assistance of an intermediary (e.g. a stockbroker) and may incur fees and additional taxes in doing so. In addition, as the market price at which the Shares are traded on the secondary market may differ from the Net Asset Value per Share, investors may pay more than the then current Net Asset Value per Share when buying shares and may receive less than the current Net Asset Value per Share when selling them. UCITS HAVE NO GUARANTEED RETURN AND PAST PERFORMANCE DOES NOT GUARANTEE THE FUTURE ONES

This document is marketing material and will expire 12 months after issue

This document is not, and under no circumstances is to be construed as an advertisement or any other step in furtherance of a public offering of shares in the United States or Canada. This document is not aimed at persons who are resident in the United States, Canada or any province or territory thereof, where the companies/securities are not authorised or registered for distribution and where no prospectus has been filed with any securities commission or regulatory authority. The companies/securities may not be acquired or owned by, or acquired with the assets of, an ERISA Plan.

Any research in this document has been procured and may have been acted on by BlackRock for its own purpose. The results of such research are being made available only incidentally. The views expressed do not constitute investment or any other advice and are subject to change. They do not necessarily reflect the views of any company in the BlackRock Group or any part thereof and no assurances are made as to their accuracy

This document is for information purposes only and does not constitute an offer or invitation to anyone to invest in any BlackRock funds and has not been prepared in connection with any such offer.

© 2026 BlackRock, Inc. All Rights reserved. BLACKROCK, BLACKROCK SOLUTIONS, and iSHARES are trademarks of BlackRock, Inc. or its affiliates All other trademarks are those of their respective owners