

# BSF Health Sciences Absolute Return Fund

## Class Z2 U.S. Dollar

### BlackRock Strategic Funds

Performance, Portfolio Breakdowns and Net Asset information as at: 31-May-2026. All other data as at 14-Jun-2026.

This document is marketing material. For Investors in the Finland. Investors should read the KIID/PRIIPs document and prospectus prior to investing, and should refer to the prospectus for the funds full list of risks.

#### FUND OVERVIEW

- The Fund aims to achieve positive absolute returns through a combination of capital growth and income on your investment regardless of market conditions.
- The Fund seeks to gain at least 70% of its investment exposure to equity securities (e.g. shares) and equity-related securities of companies (including derivatives), or giving exposure to securities of companies whose predominant economic activity is in healthcare, pharmaceuticals, medical technology and supplies and the development of biotechnology. There are no geographical restrictions on the Fund's investments., which may be based in developed or emerging markets. In selecting the Fund's investments, the investment adviser (IA) will use fundamental analysis, focusing on a variety of different strategies.
- The Fund will invest at least 70% of its assets in equity securities, other equity-related securities and when determined appropriate, fixed-income securities (such as bonds), money market instruments (MMIs) (i.e. debt securities with short term maturities) deposits and cash.

#### RISK INDICATOR

##### Lower Risk

Potentially Lower Rewards

##### Higher Risk

Potentially Higher Rewards



**CAPITAL AT RISK:** The value of investments and the income from them can fall as well as rise and are not guaranteed. Investors may not get back the amount originally invested.

#### KEY RISKS:

- Investment risk is concentrated in specific sectors, countries, currencies or companies. This means the Fund is more sensitive to any localised economic, market, political, sustainability-related or regulatory events.
- The value of equities and equity-related securities can be affected by daily stock market movements. Other influential factors include political, economic news, company earnings and significant corporate events.
- 'Absolute Return' funds may not move in line with market trends or fully benefit from a positive market environment. Emerging markets are generally more sensitive to economic and political conditions than developed markets.
- Derivatives may be highly sensitive to changes in the value of the asset on which they are based and can increase the size of losses and gains, resulting in greater fluctuations in the value of the Fund. The impact to the Fund can be greater where derivatives are used in an extensive or complex way.
- Counterparty Risk: The insolvency of any institutions providing services such as safekeeping of assets or acting as counterparty to derivatives or other instruments, may expose the Fund to financial loss.
- Liquidity Risk: Lower liquidity means there are insufficient buyers or sellers to allow the Fund to sell or buy investments readily.

#### KEY FACTS

**Target<sup>†</sup>:** 3 month SOFR Compounded in Arrears + ISDA spread (USD)

**Asset Class :** Equity

**Fund Launch Date :** 03-Aug-2023

**Share Class Launch Date :** 03-Aug-2023

**Share Class Currency :** USD

**Net Assets of Fund (M) :** 23.23 USD

**Morningstar Category :** Long/Short Equity - Global

**SFDR Classification :** Other

**Domicile :** Luxembourg

**ISIN :** LU2353382976

**Use of Income :** Accumulating

**Management Company :** BlackRock (Luxembourg) S.A.

#### FEES AND CHARGES

**Annual Management Fee :** 0.55%

**Ongoing Charge :** 0.91%

**Performance Fee :** 15.00%

#### DEALING INFORMATION

**Settlement :** Trade Date + 3 days

**Dealing Frequency :** Daily, forward pricing basis

#### PORTFOLIO CHARACTERISTICS

**Price to Book Ratio :** 2.79x

**Price to Earnings Ratio :** 4.42x

**Number of Holdings :** 100

#### PORTFOLIO MANAGER(S)

Erin Xie

Xiang Liu

Please refer to the Glossary for more details.

**BSF Health Sciences Absolute Return Fund**  
**Class Z2 U.S. Dollar**  
**BlackRock Strategic Funds**

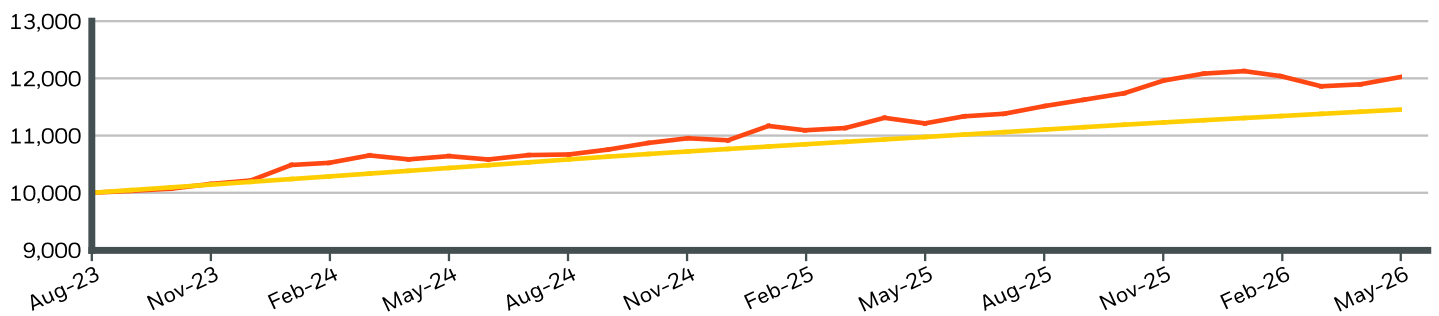


**CALENDAR YEAR PERFORMANCE**



|                            | 2021 | 2022 | 2023 | 2024 | 2025  |
|----------------------------|------|------|------|------|-------|
| <b>Share Class</b>         | -    | -    | -    | 6.87 | 10.67 |
| <b>Target<sup>†1</sup></b> | -    | -    | -    | 5.64 | 4.67  |

**GROWTH OF HYPOTHETICAL 10,000 USD SINCE INCEPTION**



**CUMULATIVE & ANNUALISED PERFORMANCE**

|                            | CUMULATIVE (%) |       |      |       |      | ANNUALISED (% p.a.) |    |                 |
|----------------------------|----------------|-------|------|-------|------|---------------------|----|-----------------|
|                            | 1m             | 3m    | 6m   | YTD   | 1y   | 3y                  | 5y | Since Inception |
| <b>Share Class</b>         | 1.09           | -0.12 | 0.53 | -0.49 | 7.24 | -                   | -  | 6.99            |
| <b>Target<sup>†1</sup></b> | 0.33           | 1.00  | 2.00 | 1.65  | 4.37 | -                   | -  | 5.09            |

The figures shown relate to past performance. Past performance is not a reliable indicator of current or future performance and should not be the sole factor of consideration when selecting a product or strategy. Share Class and Benchmark performance displayed in USD, hedged share class benchmark performance is displayed in USD. Performance is shown on a Net Asset Value (NAV) basis, with gross income reinvested where applicable. The return of your investment may increase or decrease as a result of currency fluctuations if your investment is made in a currency other than that used in the past performance calculation. **Source:** BlackRock

- Share Class      BSF Health Sciences Absolute Return Fund Class Z2 U.S. Dollar
- Target<sup>†1</sup>        3 month SOFR Compounded in Arrears + ISDA spread (USD)

**BSF Health Sciences Absolute Return Fund**  
**Class Z2 U.S. Dollar**  
**BlackRock Strategic Funds**



**Top 10 Holdings**

|                                    |               |
|------------------------------------|---------------|
| UNITEDHEALTH GROUP INC             | 2.95%         |
| GILEAD SCIENCES INC                | 1.99%         |
| MERCK                              | 1.83%         |
| NOVARTIS ADR REPRESENTING AG       | 1.69%         |
| WUXI BIOLOGICS CAYMAN INC          | 1.58%         |
| MERCK & CO INC                     | 1.57%         |
| DEXCOM INC                         | 1.49%         |
| DANAHER CORP                       | 1.49%         |
| CYTOKINETICS INC                   | 1.46%         |
| CHARLES RIVER LABORATORIES INTERNA | 1.44%         |
| <b>Total of Portfolio</b>          | <b>17.49%</b> |

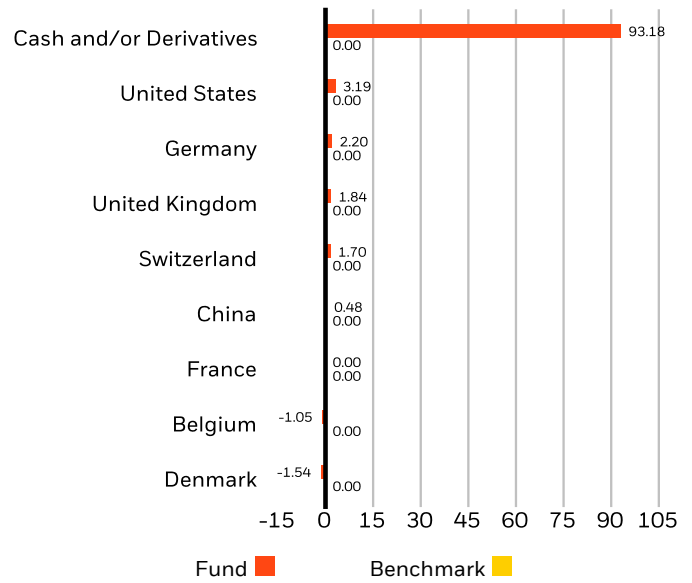
Holdings subject to change

**SECTOR BREAKDOWN (%)**



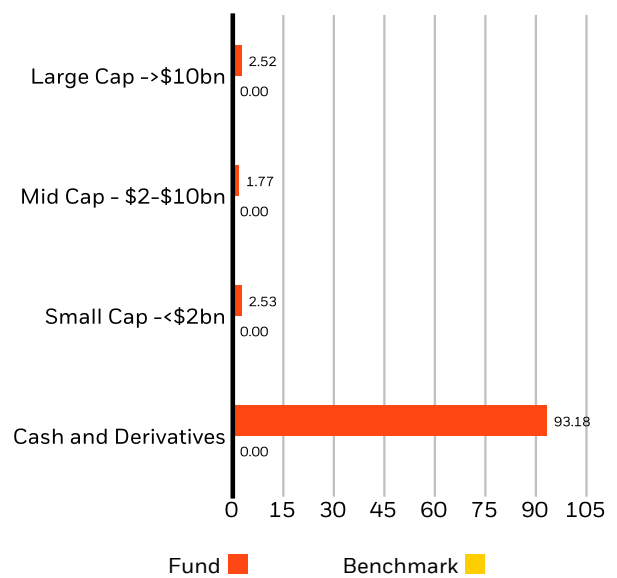
Negative weightings may result from specific circumstances (including timing differences between trade and settlement dates of securities purchased by the funds) and/or the use of certain financial instruments, including derivatives, which may be used to gain or reduce market exposure and/or risk management. Allocations are subject to change

**GEOGRAPHIC BREAKDOWN (%)**



Allocations are subject to change. Source: BlackRock

**MARKET CAPITALISATION (%)**



Allocations are subject to change. Source: BlackRock

**BSF Health Sciences Absolute Return Fund**  
**Class Z2 U.S. Dollar**  
**BlackRock Strategic Funds**

**BlackRock**<sup>®</sup>

**GLOSSARY**

**SFDR Classification: Article 8:** Products that promote environmental or social characteristics and promote good governance practices.

**Article 9:** Products that have sustainable investments as an objective and follow good governance practices. **Other:** Products that do not meet the criteria to be classified as Article 8 or 9.

**Price to Earnings:** A valuation ratio of a company's current share price compared to its per-share earnings in the current forecast year, calculated as current share price divided by current earnings per share.

**Price to Book Ratio:** represents the ratio of the current closing price of the share to the latest quarter's book value per share.

**IMPORTANT INFORMATION:**

**In the European Economic Area (EEA):** this is Issued by BlackRock (Netherlands) B.V. is authorised and regulated by the Netherlands Authority for the Financial Markets. Registered office Amstelplein 1, 1096 HA, Amsterdam, Tel: 020 – 549 5200, Tel: 31-20-549-5200. Trade Register No. 17068311 For your protection telephone calls are usually recorded. For Ireland and only in relation to Per Se Professionals and/or Eligible Counterparties (i.e., Professional Investors), this may also be issued by BlackRock Investment Management (UK) Limited, authorised and regulated by the Financial Conduct Authority. Registered office: 12 Throgmorton Avenue, London, EC2N 2DL. Tel: + 44 (0)20 7743 3000. Registered in England and Wales No. 02020394. For your protection telephone calls are usually recorded. Please refer to the Financial Conduct Authority website for a list of authorised activities conducted by BlackRock.

**In the UK and Non-European Economic Area (EEA) countries (excluding Switzerland):** this is Issued by BlackRock Investment Management (UK) Limited, authorised and regulated by the Financial Conduct Authority. Registered office: 12 Throgmorton Avenue, London, EC2N 2DL. Tel: + 44 (0)20 7743 3000. Registered in England and Wales No. 02020394. For your protection telephone calls are usually recorded. Please refer to the Financial Conduct Authority website for a list of authorised activities conducted by BlackRock.

This is Marketing Material. BlackRock Strategic Funds (BSF) is an open-ended investment company established and domiciled in Luxembourg which is available for sale in certain jurisdictions only. BSF is not available for sale in the U.S. or to U.S. persons. Product information concerning BSF should not be published in the U.S. BlackRock Investment Management (UK) Limited is the Principal Distributor of BSF and it and/or the Management Company may terminate marketing at any time. In the UK, subscriptions in BSF are valid only if made on the basis of the current Prospectus, the most recent financial reports and the Key Investor Information Document, and in the EEA and Switzerland subscriptions in BSF are valid only if made on the basis of the current Prospectus (Available in English, French, German, Italian and Polish languages), the most recent financial reports and the Packaged Retail and Insurance-based Investment Products Key Information Document (PRIIPs KID) which are available in registered jurisdictions and local language where they are registered, these can be found at [www.blackrock.com](http://www.blackrock.com) on the relevant country site and product pages. Prospectuses, Key Investor Information Documents (UK only), PRIIPs KID and application forms may not be available to investors in certain jurisdictions where the Fund in question has not been authorised. Any investment decision should be made on the basis of the information outlined above and Investors should understand all characteristics of the funds objective before investing, if applicable this includes sustainable disclosures and sustainable related characteristics of the fund as found in the prospectus, which can be found [www.blackrock.com](http://www.blackrock.com) on the relevant product pages for where the fund is registered for sale. For information on investor rights and how to raise complaints please go to [available in in local language in registered jurisdictions.](http://www.blackrock.com) <https://www.blackrock.com/corporate/compliance/investor-right> available in in local language in registered jurisdictions. UCITS HAVE NO GUARANTEED RETURN AND PAST PERFORMANCE DOES NOT GUARANTEE THE FUTURE ONES

**This document is marketing material and will expire 12 months after issue**

Any research in this document has been procured and may have been acted on by BlackRock for its own purpose. The results of such research are being made available only incidentally. The views expressed do not constitute investment or any other advice and are subject to change. They do not necessarily reflect the views of any company in the BlackRock Group or any part thereof and no assurances are made as to their accuracy

This document is for information purposes only and does not constitute an offer or invitation to anyone to invest in any BlackRock funds and has not been prepared in connection with any such offer.

© 2026 BlackRock, Inc. All Rights reserved. BLACKROCK, BLACKROCK SOLUTIONS, and iSHARES are trademarks of BlackRock, Inc. or its affiliates All other trademarks are those of their respective owners