ACTIVE

BSF Dynamic Diversified Growth Fund
Class A2 Hedged Swedish Krona
BlackRock Strategic Funds

BlackRock

October 2026

Unless otherwise stated, Performance, Portfolio Breakdowns and Net Asset information as at: 31-Oct-2026. All other data as at 12-Nov-2026.

This document is marketing material. For Investors in the UK. Investors should read the KIID/PRIIPs document and prospectus prior to investing, and should refer to the prospectus for the funds full list of risks.

FUND OVERVIEW

- The Fund seeks to deliver long term capital growth with a low tolerance for capital loss and to invest in a manner consistent with the principles of environmental, social and governance (ESG) investing.
- The Fund invests globally in the full spectrum of permitted investments including equities, fixed income transferable securities, units of undertakings for collective investment (UCIs), derivatives, cash, deposits and money market instruments (MMIs). The Fund has a flexible approach to asset allocation (which includes taking indirect exposure to commodities through investments in UCIs, medium term notes, exchange traded funds and derivatives on commodity indices).
- The Fund's total assets will be invested in accordance with its ESG policy. For further details, please refer to the prospectus and the Blackrock website at www.blackrock.com/baselinescreens.

RISK INDICATOR

Lower Risk
Potentially Lower Rewards

Higher Risk
Potentially Higher Rewards



CAPITAL AT RISK: The value of investments and the income from them can fall as well as rise and are not guaranteed. Investors may not get back the amount originally invested.

KEY RISKS:

- Credit risk, changes to interest rates and/or issuer defaults will have a significant impact on the performance of fixed income securities. Potential or actual credit rating downgrades may increase the level of risk.
- Asset backed securities and mortgage backed securities are subject to the same risks described for fixed income securities. These instruments may be subject to 'Liquidity Risk', have high levels of borrowing and may not fully reflect the value of underlying assets.
- The value of equities and equity-related securities can be affected by daily stock market movements. Other influential factors include political, economic news, company earnings and significant corporate events.
- Derivatives may be highly sensitive to changes in the value of the asset on which they are based and can increase the size of losses and gains, resulting in greater fluctuations in the value of the Fund. The impact to the Fund can be greater where derivatives are used in an extensive or complex way.
- The Fund seeks to exclude companies engaging in certain activities inconsistent with ESG criteria. Such ESG screening may reduce the potential investment universe and this may adversely affect the value of the Fund's investments compared to a fund without such screening.
- Counterparty Risk: The insolvency of any institutions providing services such as safekeeping of assets or acting as counterparty to derivatives or other instruments, may expose the Fund to financial loss.
- Credit Risk: The issuer of a financial asset held within the Fund may not pay income or repay capital to the Fund when due.
- Liquidity Risk: Lower liquidity means there are insufficient buyers or sellers to allow the Fund to sell or buy investments readily.

KEY FACTS

Comparator 1 : ESTR Overnight (EUROSTR=) rate index (EUR)

Comparator 2 : 35% Bloomberg Global Aggregate Index (Hedged to EUR) / 32.5% MSCI ACWI with Developed Markets 100% EUR Daily Hedged Index / 32.5% ESTR Overnight Rate

Asset Class : Multi Asset

Fund Launch Date : 28-Jan-2011

Share Class Launch Date : 13-Jan-2012

Fund Base Currency : EUR

Share Class Currency : SEK

Net Assets of Fund (M) : 311.05 EUR

Morningstar Category : SEK Flexible Allocation

SFDR Classification : Article 8

Domicile : Luxembourg

ISIN : LU0724654230

Use of Income : Accumulating

Management Company : BlackRock (Luxembourg) S.A.

FEES AND CHARGES

Annual Management Fee : 1.25%

Ongoing Charge : 1.67%

Performance Fee : 0.00%

DEALING INFORMATION

Settlement : Trade Date + 3 days

Dealing Frequency : Daily, forward pricing basis

PORTFOLIO MANAGER(S)

Adam Ryan
Yasmin Meissner
Lucy Parker

Please refer to the Glossary for more details.

BSF Dynamic Diversified Growth Fund
Class A2 Hedged Swedish Krona
BlackRock Strategic Funds

BlackRock

CALENDAR YEAR PERFORMANCE

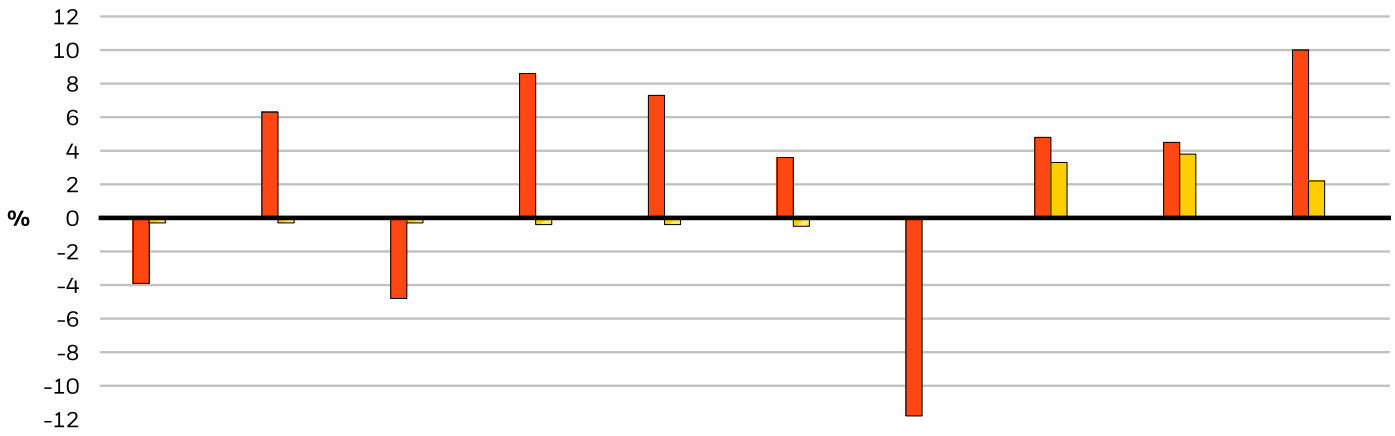

	2016	2017	2018	2019	2020	2021	2022	2023	2024	2025
Share Class	-3.86	6.25	-4.83	8.56	7.28	3.59	-11.83	4.78	4.47	9.96
Comparator 1	-0.31	-0.35	-0.35	-0.38	-0.44	-0.47	-0.01	3.31	3.77	2.24
Comparator 2	-	-	-	-	-	-	-	-	-	-

During this period performance was achieved under circumstances that no longer apply.

GROWTH OF HYPOTHETICAL 10,000 SEK SINCE INCEPTION

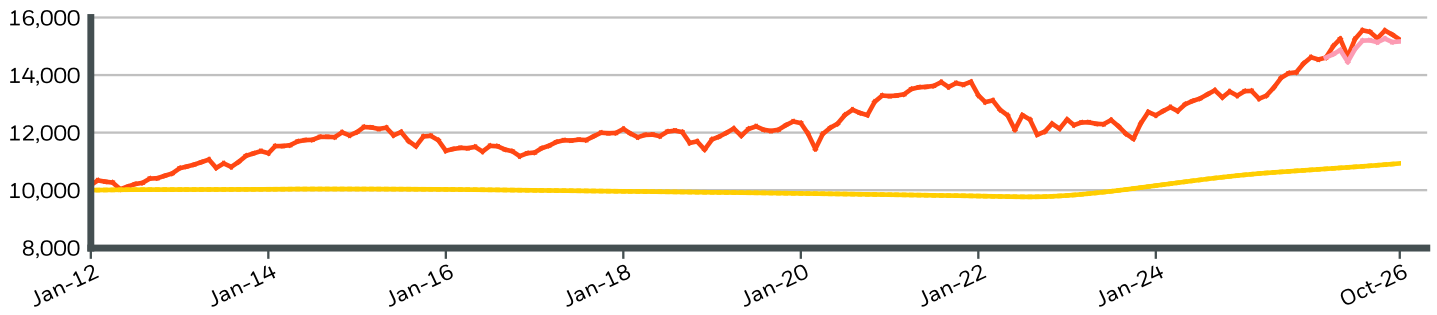

CUMULATIVE & ANNUALISED PERFORMANCE

	CUMULATIVE (%)					ANNUALISED (% p.a.)		
	1m	3m	6m	YTD	1y	3y	5y	Since Inception
Share Class	-1.13	-0.30	-0.13	4.29	4.21	8.93	2.11	2.88
Comparator 1	0.21	0.58	1.11	1.76	2.10	2.81	2.19	0.60
Comparator 2	0.13	0.17	1.75	3.84	-	-	-	-

The figures shown relate to past performance. **Past performance is not a reliable indicator of future performance. Markets could develop very differently in the future. It can help you to assess how the fund has been managed in the past.** Performance is shown on a Net Asset Value (NAV) basis, with gross income reinvested where applicable. The return of your investment may increase or decrease as a result of currency fluctuations if your investment is made in a currency other than that used in the past performance calculation. Source: Blackrock

Share Class (SEK)	BSF Dynamic Diversified Growth Fund Class A2 Hedged Swedish Krona
Comparator 1 (EUR)	ESTR Overnight (EUROSTR=) rate index (EUR)
Comparator 2 (EUR)	35% Bloomberg Global Aggregate Index (Hedged to EUR) / 32.5% MSCI ACWI with Developed Markets 100% EUR Daily Hedged Index / 32.5% ESTR Overnight Rate

BSF Dynamic Diversified Growth Fund
Class A2 Hedged Swedish Krona
BlackRock Strategic Funds

BlackRock

Top 10 Holdings

BGF EURO CORP BOND X2 EUR	19.55%
ISHARES EUR GOVT BOND CLIMATE UCIT	11.15%
ISHS EUR ULTRASHORT BOND ESG EUR D	8.46%
ISHARES MSCI WORLD ESG ENHAN USD D	5.94%
KFW MTN RegS 0.01 05/05/2027	3.72%
ISH MSCI EM SRI ETF USD ACC	3.65%
TRSWAP: JPBLJDYJP INDEX	2.85%
TRSWAP: CINBESG1 INDEX 7/2/27	2.75%
TRSWAP: BXIIRV1B INDEX	2.74%
ISHARES PHYSICAL GOLD ETC	2.23%
Total of Portfolio	**63.04%**

Holdings subject to change

PORTFOLIO CHARACTERISTICS

Modified Duration : 2.22 yrs
Price to Book Ratio : 2.56x
Price to Earnings Ratio : 21.73x
Weighted Average Market Capitalization (M) : 93,685 EUR
Number of Holdings : 568

ASSET TYPE BREAKDOWN (%)

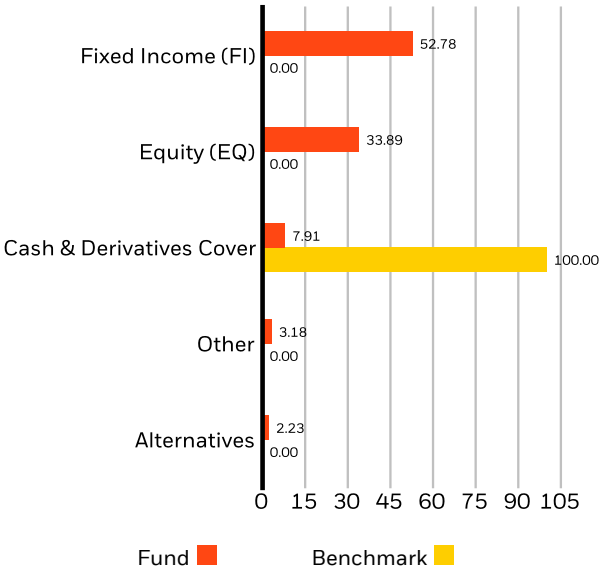

Due to the use of derivatives, reported asset allocation may not be fully reflective of the risk profile of the fund's market exposure. Allocations subject to change.

REGIONAL EXPOSURE (%)

Exposure breakdowns data is unavailable at this time.

CREDIT RATINGS (%)

Exposure breakdowns data is unavailable at this time.

BSF Dynamic Diversified Growth Fund
Class A2 Hedged Swedish Krona
BlackRock Strategic Funds

BlackRock

GLOSSARY

SFDR Classification: Article 8: Products that promote environmental or social characteristics and promote good governance practices. **Article 9:** Products that have sustainable investments as an objective and follow good governance practices. **Other:** Products that do not meet the criteria to be classified as Article 8 or 9.

Modified Duration: A measure of price sensitivity of a bond to changes in interest rates. The Modified Duration of the fund is calculated as the average of the underlying bonds' modified duration values, adjusted to take account of their relative weight (size) within the fund.

Price to Earnings: A valuation ratio of a company's current share price compared to its per-share earnings in the current forecast year, calculated as current share price divided by current earnings per share.

Average Market Cap: The average market capitalization of a fund's equity portfolio gives you a measure of the size of the companies in which the fund invests. Market capitalization is calculated by multiplying the number of a company's shares outstanding by its price per share.

Price to Book Ratio: represents the ratio of the current closing price of the share to the latest quarter's book value per share.

IMPORTANT INFORMATION:

In the European Economic Area (EEA): this is Issued by BlackRock (Netherlands) B.V. is authorised and regulated by the Netherlands Authority for the Financial Markets. Registered office Amstelplein 1, 1096 HA, Amsterdam, Tel: 020 – 549 5200, Tel: 31-20-549-5200. Trade Register No. 17068311 For your protection telephone calls are usually recorded. For Ireland and only in relation to Per Se Professionals and/or Eligible Counterparties (i.e., Professional Investors), this may also be issued by BlackRock Investment Management (UK) Limited, authorised and regulated by the Financial Conduct Authority. Registered office: 12 Throgmorton Avenue, London, EC2N 2DL. Tel: + 44 (0)20 7743 3000. Registered in England and Wales No. 02020394. For your protection telephone calls are usually recorded. Please refer to the Financial Conduct Authority website for a list of authorised activities conducted by BlackRock.

In the UK and Non-European Economic Area (EEA) countries (excluding Switzerland),: this is Issued by BlackRock Investment Management (UK) Limited, authorised and regulated by the Financial Conduct Authority. Registered office: 12 Throgmorton Avenue, London, EC2N 2DL. Tel: + 44 (0)20 7743 3000. Registered in England and Wales No. 02020394. For your protection telephone calls are usually recorded. Please refer to the Financial Conduct Authority website for a list of authorised activities conducted by BlackRock.

This is Marketing Material. BlackRock Strategic Funds (BSF) is an open-ended investment company established and domiciled in Luxembourg which is available for sale in certain jurisdictions only. BSF is not available for sale in the U.S. or to U.S. persons. Product information concerning BSF should not be published in the U.S. BlackRock Investment Management (UK) Limited is the Principal Distributor of BSF and it and/or the Management Company may terminate marketing at any time. In the UK, subscriptions in BSF are valid only if made on the basis of the current Prospectus, the most recent financial reports and the Key Investor Information Document, and in the EEA and Switzerland subscriptions in BSF are valid only if made on the basis of the current Prospectus (Available in English, French, German, Italian and Polish languages), the most recent financial reports and the Packaged Retail and Insurance-based Investment Products Key Information Document (PRIIPs KID) which are available in registered jurisdictions and local language where they are registered, these can be found at www.blackrock.com on the relevant country site and product pages. Prospectuses, Key Investor Information Documents (UK only), PRIIPs KID and application forms may not be available to investors in certain jurisdictions where the Fund in question has not been authorised. Any investment decision should be made on the basis of the information outlined above and Investors should understand all characteristics of the funds objective before investing, if applicable this includes sustainable disclosures and sustainable related characteristics of the fund as found in the prospectus, which can be found www.blackrock.com on the relevant product pages for where the fund is registered for sale. For information on investor rights and how to raise complaints please go to available in in local language in registered jurisdictions.https://www.blackrock.com/corporate/compliance/investor-right available in in local language in registered jurisdictions. UCITS HAVE NO GUARANTEED RETURN AND PAST PERFORMANCE DOES NOT GUARANTEE THE FUTURE ONES

This document is marketing material and will expire 12 months after issue

Any research in this document has been procured and may have been acted on by BlackRock for its own purpose. The results of such research are being made available only incidentally. The views expressed do not constitute investment or any other advice and are subject to change. They do not necessarily reflect the views of any company in the BlackRock Group or any part thereof and no assurances are made as to their accuracy

This document is for information purposes only and does not constitute an offer or invitation to anyone to invest in any BlackRock funds and has not been prepared in connection with any such offer.

© 2026 BlackRock, Inc. All Rights reserved. BLACKROCK, BLACKROCK SOLUTIONS, and iSHARES are trademarks of BlackRock, Inc. or its affiliates All other trademarks are those of their respective owners