ACTIVE

BlackRock UK Special Situations Fund

Class A British Pound

UK Retail Funds

BlackRock

October 2026

Unless otherwise stated, Performance, Portfolio Breakdowns and Net Asset information as at: 31-Oct-2026. All other data as at 20-Nov-2026.

This document is marketing material. For Investors in the UK. Investors should read the KIID/PRIIPs document and prospectus prior to investing, and should refer to the prospectus for the funds full list of risks.

FUND OVERVIEW

- The Fund aims to provide a return on your investment (generated through an increase in the value of the assets held by the Fund) over the long term (5 or more consecutive years beginning at the point of investment).
- The Fund invests at least 70% of its total assets in the equity securities (e.g. shares) of companies incorporated or listed in the United Kingdom and will normally have an emphasis on small and medium sized companies. Small and medium sized companies are companies which are not constituents of the FTSE 100 Index.
- The investment adviser (IA) may use derivatives (i.e. investments the prices of which are based on one or more underlying assets) to reduce risk within the Fund's portfolio, reduce investment costs and generate additional income.

RISK INDICATOR

Lower Risk
Potentially Lower Rewards

Higher Risk
Potentially Higher Rewards



CAPITAL AT RISK: The value of investments and the income from them can fall as well as rise and are not guaranteed. Investors may not get back the amount originally invested.

KEY RISKS:

- Shares in smaller companies typically trade in less volume and experience greater price variations than larger companies.
- Investment risk is concentrated in specific sectors, countries, currencies or companies. This means the Fund is more sensitive to any localised economic, market, political, sustainability-related or regulatory events.
- The value of equities and equity-related securities can be affected by daily stock market movements. Other influential factors include political, economic news, company earnings and significant corporate events.
- Counterparty Risk: The insolvency of any institutions providing services such as safekeeping of assets or acting as counterparty to derivatives or other instruments, may expose the Fund to financial loss.
- Liquidity Risk: Lower liquidity means there are insufficient buyers or sellers to allow the Fund to sell or buy investments readily.

KEY FACTS

Constraint 1 : 50:50 FTSE 100:Deutsche NUMIS Smaller Companies plus AIM (ex Investment Tru

Comparator 2 : IMA UK All Companies Sector Average Index (GBP)

Asset Class : Equity

Fund Launch Date : 14-Mar-1981

Share Class Launch Date : 14-Mar-1981

Share Class Currency : GBP

Net Assets of Fund (M) : 256.95 GBP

Morningstar Category : UK Flex-Cap Equity

Domicile : United Kingdom

ISIN : GB0005803977

Use of Income : Distributing

Management Company : BlackRock Fund Managers Ltd

FEES AND CHARGES

Annual Management Fee : 1.50%

Ongoing Charge : 1.66%

Performance Fee : 0.00%

DEALING INFORMATION

Settlement : Trade Date + 3 days

Dealing Frequency : Daily, forward pricing basis

PORTFOLIO CHARACTERISTICS

Price to Book Ratio : 1.90x

Price to Earnings Ratio : 16.77x

3y Beta : 1.00

Standard Deviation (3y) : 10.39%

Number of Holdings : 73

PORTFOLIO MANAGER(S)

Roland Arnold

Please refer to the Glossary for more details.

BlackRock UK Special Situations Fund
Class A British Pound
UK Retail Funds

BlackRock

CALENDAR YEAR PERFORMANCE

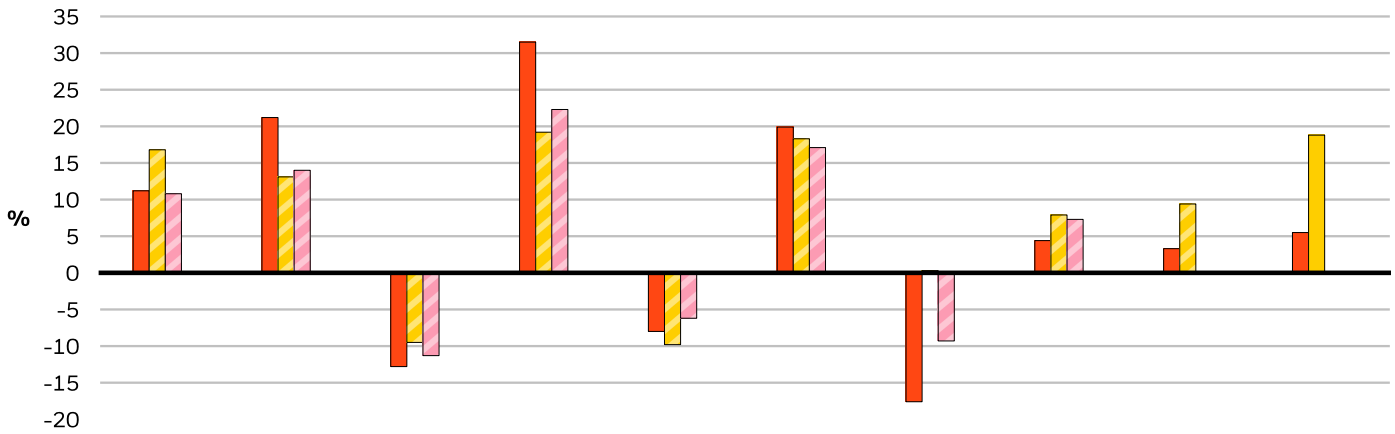

	2016	2017	2018	2019	2020	2021	2022	2023	2024	2025
Share Class	11.24	21.18	-12.78	31.50	-7.96	19.86	-17.61	4.43	3.32	5.50
Constraint 1	16.75	13.10	-9.47	19.17	-9.82	18.32	0.34	7.92	9.37	18.81
Comparator 2	10.85	14.02	-11.34	22.31	-6.18	17.13	-9.27	7.32	-	-

▨ During this period performance was achieved under circumstances that no longer apply.

Prior to 9th December 2024, the Fund used a constraint benchmark, the FTSE All Share Index and a comparator benchmark, the IA UK All Companies Sector Average which is reflected in the benchmark data set out above. As of 9th December 2024, these two benchmarks were replaced by the 50:50 FTSE 100:Deutsche Numis Smaller Companies plus AIM ex Investment Trusts Index.

GROWTH OF HYPOTHETICAL 10,000 GBP SINCE INCEPTION

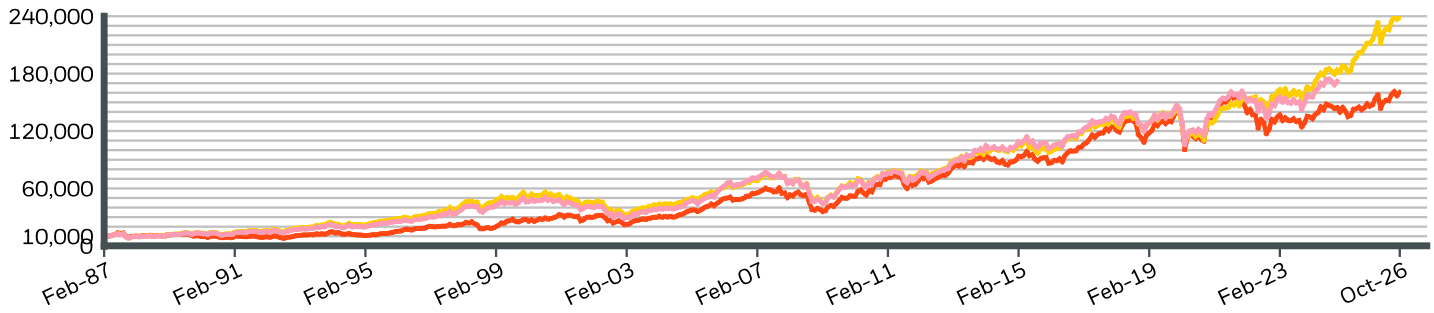

CUMULATIVE & ANNUALISED PERFORMANCE

	CUMULATIVE (%)					ANNUALISED (% p.a.)		
	1m	3m	6m	YTD	1y	3y	5y	Since Inception
Share Class	2.20	1.52	7.06	8.76	8.09	8.83	0.63	-
Constraint 1	0.72	1.64	7.34	10.56	12.72	15.64	9.74	-
Comparator 2	-	-	-	-	-	-	-	-

The figures shown relate to past performance. **Past performance is not a reliable indicator of future performance. Markets could develop very differently in the future. It can help you to assess how the fund has been managed in the past.** Performance is shown on a Net Asset Value (NAV) basis, with gross income reinvested where applicable. The return of your investment may increase or decrease as a result of currency fluctuations if your investment is made in a currency other than that used in the past performance calculation. Source: Blackrock

Share Class (GBP) BlackRock UK Special Situations Fund Class A British Pound
Constraint 1 (GBP) 50:50 FTSE 100:Deutsche NUMIS Smaller Companies plus AIM (ex Investment Tru
Comparator 2 (GBP) IMA UK All Companies Sector Average Index (GBP)

BlackRock UK Special Situations Fund
Class A British Pound
UK Retail Funds

BlackRock

Top 10 Holdings

SHELL PLC	5.16%
GRAFTON GROUP PLC	2.98%
INTEGRAFIN HOLDINGS PLC	2.95%
GREAT PORTLAND ESTATES PLC	2.80%
YOUNG & COS BREWERY PLC	2.74%
XPS PENSIONS GROUP PLC	2.61%
LONDON STOCK EXCHANGE GROUP PLC	2.31%
HILL & SMITH PLC	2.20%
ASTRAZENECA PLC	2.20%
BRITISH AMERICAN TOBACCO PLC	2.14%
Total of Portfolio	**28.09%**

Holdings subject to change

SECTOR BREAKDOWN (%)

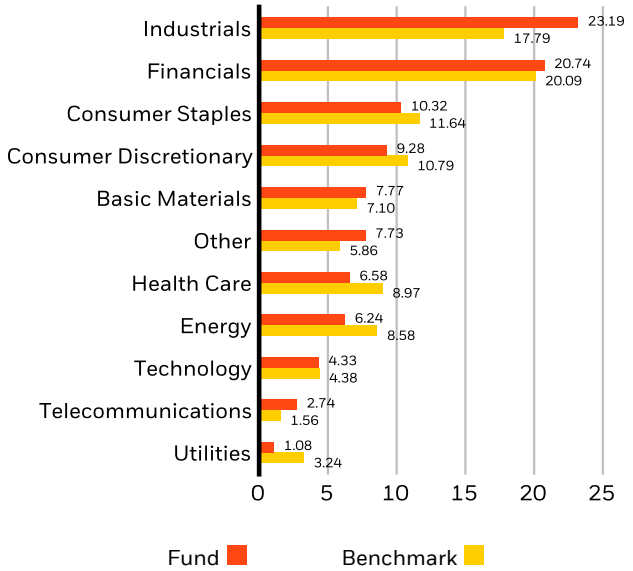

Negative weightings may result from specific circumstances (including timing differences between trade and settlement dates of securities purchased by the funds) and/or the use of certain financial instruments, including derivatives, which may be used to gain or reduce market exposure and/or risk management. Allocations are subject to change

MARKET CAPITALISATION (%)

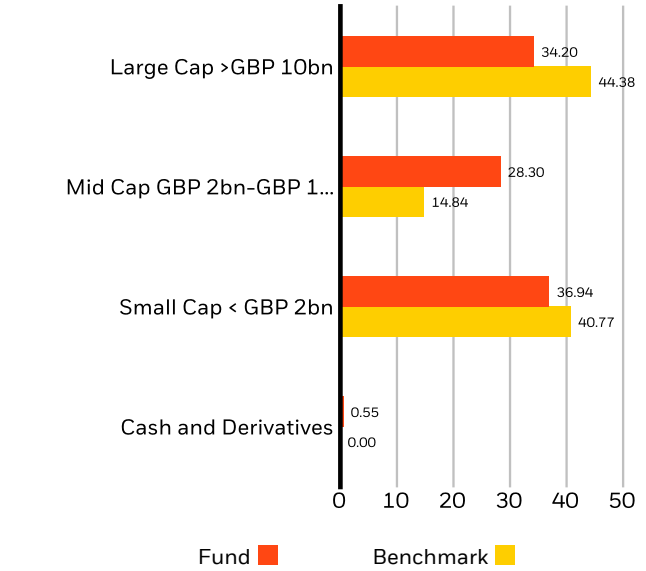

Allocations are subject to change. **Source:** BlackRock

BlackRock UK Special Situations Fund
Class A British Pound
UK Retail Funds

BlackRock

GLOSSARY

Price to Book Ratio: represents the ratio of the current closing price of the share to the latest quarter's book value per share.

Price to Earnings: A valuation ratio of a company's current share price compared to its per-share earnings in the current forecast year, calculated as current share price divided by current earnings per share.

IMPORTANT INFORMATION:

The Ongoing Charge may be discounted depending on the size of the fund.

In the European Economic Area (EEA): this is Issued by BlackRock (Netherlands) B.V. is authorised and regulated by the Netherlands Authority for the Financial Markets. Registered office Amstelplein 1, 1096 HA, Amsterdam, Tel: 020 – 549 5200, Tel: 31-20-549-5200. Trade Register No. 17068311 For your protection telephone calls are usually recorded. For Ireland and only in relation to Per Se Professionals and/or Eligible Counterparties (i.e., Professional Investors), this may also be issued by BlackRock Investment Management (UK) Limited, authorised and regulated by the Financial Conduct Authority. Registered office: 12 Throgmorton Avenue, London, EC2N 2DL. Tel: + 44 (0)20 7743 3000. Registered in England and Wales No. 02020394. For your protection telephone calls are usually recorded. Please refer to the Financial Conduct Authority website for a list of authorised activities conducted by BlackRock.

In the UK and Non-European Economic Area (EEA) countries (excluding Switzerland),: this is Issued by BlackRock Investment Management (UK) Limited, authorised and regulated by the Financial Conduct Authority. Registered office: 12 Throgmorton Avenue, London, EC2N 2DL. Tel: + 44 (0)20 7743 3000. Registered in England and Wales No. 02020394. For your protection telephone calls are usually recorded. Please refer to the Financial Conduct Authority website for a list of authorised activities conducted by BlackRock.

BlackRock Fund Managers (BFM): BlackRock Funds Managers Ltd (BFM) is appointed manager of the Funds and Authorised Schemes. BlackRock has not considered the suitability of this investment against your individual needs and risk tolerance. To ensure you understand whether our product is suitable, please read the Key Investor Information Document. Any decision to invest must be based solely on the information contained in the funds Prospectus, Key Investor Information Document and the latest financial reports. Subscriptions in the Fund are valid only if made on the basis of the current Prospectus, the most recent financial reports and the Key Investor Information Document, which can be found at www.blackrock.com on the relevant product pages. Prospectuses, Key Investor Information Documents and application forms may not be available to investors in certain jurisdictions where the Fund in question has not been authorised. Investors should understand all characteristics of the funds objective before investing, if applicable this includes sustainable disclosures and sustainable related characteristics of the fund as found in the prospectus, which can be found www.blackrock.com on the relevant product pages for where the fund is registered for sale. BlackRock may terminate marketing at any time. For information on investor rights and how to raise complaints please go to https://www.blackrock.com/corporate/compliance/investor-right available in in local language in registered jurisdictions.

This document is marketing material and will expire 12 months after issue

Any research in this document has been procured and may have been acted on by BlackRock for its own purpose. The results of such research are being made available only incidentally. The views expressed do not constitute investment or any other advice and are subject to change. They do not necessarily reflect the views of any company in the BlackRock Group or any part thereof and no assurances are made as to their accuracy

This document is for information purposes only and does not constitute an offer or invitation to anyone to invest in any BlackRock funds and has not been prepared in connection with any such offer.

© 2026 BlackRock, Inc. All Rights reserved. BLACKROCK, BLACKROCK SOLUTIONS, and iSHARES are trademarks of BlackRock, Inc. or its affiliates All other trademarks are those of their respective owners