PASSIVE

BlackRock Japan Equity 1 Fund
Class J Hedged British Pound
BlackRock Institutional Pooled Funds

BlackRock

October 2026

Unless otherwise stated, Performance, Portfolio Breakdowns and Net Asset information as at: 31-Oct-2026. All other data as at 12-Nov-2026.

This document is marketing material. For Investors in the UK. Investors should read the KIID/PRIIPs document and prospectus prior to investing, and should refer to the prospectus for the funds full list of risks.

FUND OVERVIEW

- The Fund aims to achieve a return on your investment, through a combination of capital growth and income on the Fund's assets, which reflects the return of the equity market in Japan.
- The Fund is passively managed and invests so far as possible and practicable in equity securities (e.g. shares) that make up the MSCI Japan Index (the Index), the Fund's benchmark index. The Index should be used by investors to compare the performance of the Fund.
- The benchmark index measures the performance of large and mid capitalisation Japanese equity securities, which are subject to MSCI's size, liquidity and free-float criteria. The Index is a free float-adjusted market capitalisation weighted index. Free float-adjusted means that only shares readily available in the market rather than all of a company's issued shares are used in calculating the Index. Free float adjusted market capitalisation is the share price of a company multiplied by the number of shares readily available in the market. Securities that are liquid means that they can be easily bought or sold in the market in normal market conditions.

RISK INDICATOR

Lower Risk — Potentially Lower Rewards

Higher Risk — Potentially Higher Rewards

1	2	3	4	5	**6**	7

CAPITAL AT RISK: The value of investments and the income from them can fall as well as rise and are not guaranteed. Investors may not get back the amount originally invested.

KEY RISKS:

- Investment risk is concentrated in specific sectors, countries, currencies or companies. This means the Fund is more sensitive to any localised economic, market, political, sustainability-related or regulatory events.
- The value of equities and equity-related securities can be affected by daily stock market movements. Other influential factors include political, economic news, company earnings and significant corporate events.
- Counterparty Risk: The insolvency of any institutions providing services such as safekeeping of assets or acting as counterparty to derivatives or other instruments, may expose the Fund to financial loss.

KEY FACTS

Asset Class : Equity

Benchmark : MSCI Japan Index (JPY)

Fund Launch Date : 31-Mar-2016

Share Class Launch Date : 31-Mar-2016

Fund Base Currency : JPY

Share Class Currency : GBP

Net Assets of Fund (M) : 348,457.23 JPY

Morningstar Category : Other Equity

SFDR Classification : Other

Domicile : Ireland

ISIN : IE00BZCTKG50

Use of Income : Distributing

Management Company : BlackRock Asset Management Ireland Limited

FEES AND CHARGES

Annual Management Fee : 0.04%

Ongoing Charge : 0.05%

Performance Fee : 0.00%

DEALING INFORMATION

Settlement : Trade Date + 2 days

Dealing Frequency : Daily, forward pricing basis

PORTFOLIO CHARACTERISTICS

Price to Book Ratio : 2.01x

Price to Earnings Ratio : 18.89x

3y Beta : 1.03

Standard Deviation (3y) : 14.69%

Number of Holdings : 167

PORTFOLIO MANAGER(S)

Kieran Doyle
Group Index Equity PM Inst LON

Please refer to the Glossary for more details.

BlackRock Japan Equity 1 Fund
Class J Hedged British Pound
BlackRock Institutional Pooled Funds

BlackRock

CALENDAR YEAR PERFORMANCE

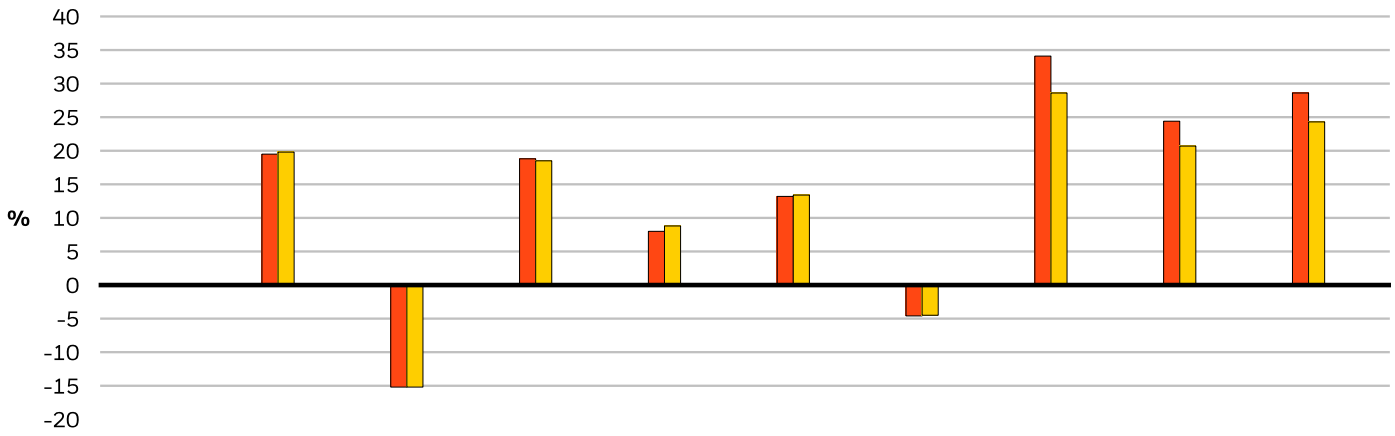

	2016	2017	2018	2019	2020	2021	2022	2023	2024	2025
Share Class	-	19.51	-15.24	18.84	8.02	13.22	-4.56	34.06	24.36	28.65
Benchmark	-	19.75	-15.15	18.48	8.76	13.44	-4.49	28.56	20.74	24.27

GROWTH OF HYPOTHETICAL 10,000 GBP SINCE INCEPTION

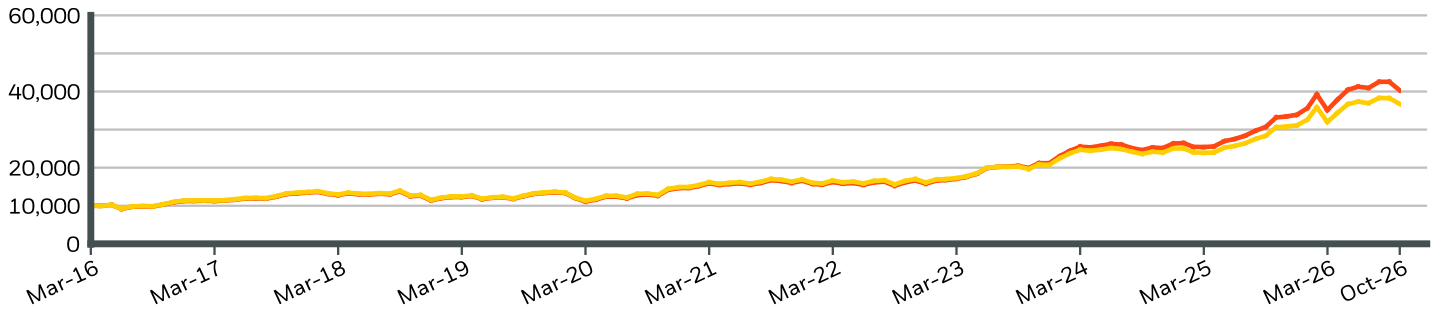

CUMULATIVE & ANNUALISED PERFORMANCE

	CUMULATIVE (%)					ANNUALISED (% p.a.)		
	1m	3m	6m	YTD	1y	3y	5y	Since Inception
Share Class	-5.30	-1.59	6.44	18.90	21.44	26.49	19.56	14.08
Benchmark	-3.96	-0.59	6.78	18.11	19.99	23.18	16.91	13.08

The figures shown relate to past performance. **Past performance is not a reliable indicator of future performance. Markets could develop very differently in the future. It can help you to assess how the fund has been managed in the past.** Performance is shown on a Net Asset Value (NAV) basis, with gross income reinvested where applicable. The return of your investment may increase or decrease as a result of currency fluctuations if your investment is made in a currency other than that used in the past performance calculation. Source: Blackrock

Share Class (GBP) BlackRock Japan Equity 1 Fund Class J Hedged British Pound

Benchmark (JPY) MSCI Japan Index (JPY)

BlackRock Japan Equity 1 Fund
Class J Hedged British Pound
BlackRock Institutional Pooled Funds

BlackRock

Top 10 Holdings

MITSUBISHI UFJ FINANCIAL GROUP	4.50%
TOYOTA MOTOR	3.56%
ADVANTEST	3.12%
RECRUIT HOLDINGS LTD	3.11%
SUMITOMO MITSUI FINANCIAL GROUP	2.87%
SONY GROUP	2.82%
HITACHI	2.76%
TOKYO ELECTRON	2.59%
MIZUHO FINANCIAL GROUP	2.20%
SOFTBANK GROUP CORP	2.03%
Total of Portfolio	**29.56%**

Holdings subject to change

SECTOR BREAKDOWN (%)

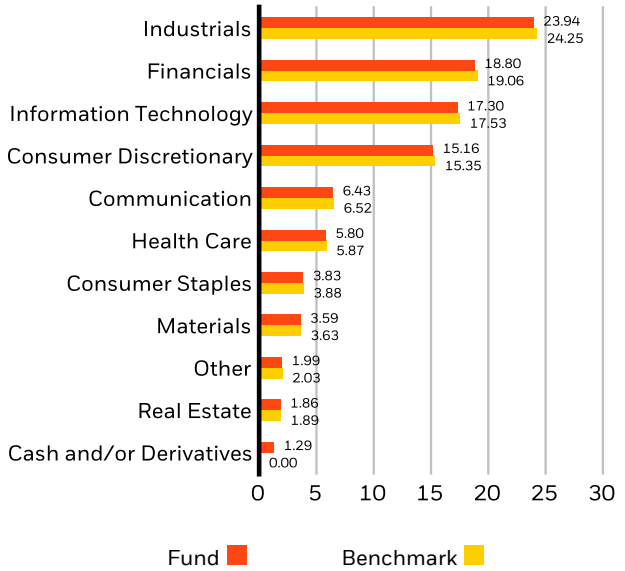

Negative weightings may result from specific circumstances (including timing differences between trade and settlement dates of securities purchased by the funds) and/or the use of certain financial instruments, including derivatives, which may be used to gain or reduce market exposure and/or risk management. Allocations are subject to change

BlackRock Japan Equity 1 Fund
Class J Hedged British Pound
BlackRock Institutional Pooled Funds

BlackRock

GLOSSARY

SFDR Classification: Article 8: Products that promote environmental or social characteristics and promote good governance practices. **Article 9:** Products that have sustainable investments as an objective and follow good governance practices. **Other:** Products that do not meet the criteria to be classified as Article 8 or 9.

Price to Earnings: A valuation ratio of a company's current share price compared to its per-share earnings in the current forecast year, calculated as current share price divided by current earnings per share.

Price to Book Ratio: represents the ratio of the current closing price of the share to the latest quarter's book value per share.

IMPORTANT INFORMATION:

In the European Economic Area (EEA): this is Issued by BlackRock (Netherlands) B.V. is authorised and regulated by the Netherlands Authority for the Financial Markets. Registered office Amstelplein 1, 1096 HA, Amsterdam, Tel: 020 – 549 5200, Tel: 31-20-549-5200. Trade Register No. 17068311 For your protection telephone calls are usually recorded. For Ireland and only in relation to Per Se Professionals and/or Eligible Counterparties (i.e., Professional Investors), this may also be issued by BlackRock Investment Management (UK) Limited, authorised and regulated by the Financial Conduct Authority. Registered office: 12 Throgmorton Avenue, London, EC2N 2DL. Tel: + 44 (0)20 7743 3000. Registered in England and Wales No. 02020394. For your protection telephone calls are usually recorded. Please refer to the Financial Conduct Authority website for a list of authorised activities conducted by BlackRock.

In the UK and Non-European Economic Area (EEA) countries (excluding Switzerland),: this is Issued by BlackRock Investment Management (UK) Limited, authorised and regulated by the Financial Conduct Authority. Registered office: 12 Throgmorton Avenue, London, EC2N 2DL. Tel: + 44 (0)20 7743 3000. Registered in England and Wales No. 02020394. For your protection telephone calls are usually recorded. Please refer to the Financial Conduct Authority website for a list of authorised activities conducted by BlackRock.

This is Marketing Material. BlackRock Institutional Pooled Funds plc (the "Company") is an open-ended investment company with variable capital and having segregated liability between its Funds organised under the laws of Ireland. It qualifies and is authorised in Ireland by the Central Bank of Ireland as a UCITS for the purposes of the Regulations. The Company has an "umbrella" structure. In the UK any decision to invest must be based solely on the information contained in the Company's Prospectus, Key Investor Information Document, and the latest half-yearly report and unaudited accounts and/or annual report and audited accounts. in the EEA and Switzerland any decision to invest must be based solely on the information contained in the Company's Prospectus (Available in English language only), the Packaged Retail and Insurance-based Investment Products Key Information Document (PRIIPs KID), and the latest half-yearly report and unaudited accounts and/or annual report and audited accounts. Investors should read the fund specific risks in the Key Investor Information Document (UK only), which are available in registered jurisdictions and local language where they are registered, these can be found at www.blackrock.com on the relevant country site and product pages. Any investment decision should be made on the basis of the information outlined above and Investors should understand all characteristics of the funds objective before investing, if applicable this includes sustainable disclosures and sustainable related characteristics of the fund as found in the prospectus, which can be found www.blackrock.com on the relevant product pages for where the fund is registered for sale. BlackRock and/or the Management Company may terminate marketing at any time. The distribution of this information in certain jurisdictions may be restricted and persons into whose possession this information comes are required to inform themselves about and to observe such restrictions. Prospective investors should take their own independent advice prior to making a decision to invest in this Fund about the suitability of the Fund for their particular circumstances, including in relation to taxation, and should inform themselves as to the legal requirements of applying for an investment. For information on investor rights and how to raise complaints please go to https://www.blackrock.com/corporate/compliance/investor-right available in in local language in registered jurisdictions.

This document is marketing material and will expire 12 months after issue

Any research in this document has been procured and may have been acted on by BlackRock for its own purpose. The results of such research are being made available only incidentally. The views expressed do not constitute investment or any other advice and are subject to change. They do not necessarily reflect the views of any company in the BlackRock Group or any part thereof and no assurances are made as to their accuracy

This document is for information purposes only and does not constitute an offer or invitation to anyone to invest in any BlackRock funds and has not been prepared in connection with any such offer.

© 2026 BlackRock, Inc. All Rights reserved. BLACKROCK, BLACKROCK SOLUTIONS, and iSHARES are trademarks of BlackRock, Inc. or its affiliates All other trademarks are those of their respective owners