ACTIVE

BlackRock Growth and Recovery Fund

Class A British Pound

BFM - Former 33KWS Funds

BlackRock

October 2026

Unless otherwise stated, Performance, Portfolio Breakdowns and Net Asset information as at: 31-Oct-2026. All other data as at 12-Nov-2026.

This document is marketing material. For Investors in the UK. Investors should read the KIID/PRIIPs document and prospectus prior to investing, and should refer to the prospectus for the funds full list of risks.

FUND OVERVIEW

- The Fund aims to achieve a return on your investment (generated through an increase to the value of the assets held by the Fund and/or income received from those assets). It is not expected that income will be significant.
- The Fund invests at least 80% of its total assets in equity securities (e.g. shares) including preference shares and convertibles issued by companies. A convertible is a fixed income security (such as a bond) which can be exchanged for shares on or before maturity. Preference shares are shares which give their holders an entitlement to a fixed dividend but which do not usually carry voting rights).
- The Fund may also invest in fixed income securities (such as bonds) and money-market instruments (i.e. debt securities with short term maturities).

RISK INDICATOR

Lower Risk
Potentially Lower Rewards

Higher Risk
Potentially Higher Rewards

1	2	3	4	5	**6**	7

CAPITAL AT RISK: The value of investments and the income from them can fall as well as rise and are not guaranteed. Investors may not get back the amount originally invested.

KEY RISKS:

- Shares in smaller companies typically trade in less volume and experience greater price variations than larger companies.
- The value of equities and equity-related securities can be affected by daily stock market movements. Other influential factors include political, economic news, company earnings and significant corporate events.
- Counterparty Risk: The insolvency of any institutions providing services such as safekeeping of assets or acting as counterparty to derivatives or other instruments, may expose the Fund to financial loss.
- Liquidity Risk: Lower liquidity means there are insufficient buyers or sellers to allow the Fund to sell or buy investments readily.

RATINGS**

★★★★

KEY FACTS

Constraint 1 : Numis Smaller Companies plus AIM ex-Investment Trusts Index (GBP)

Asset Class : Equity

Fund Launch Date : 01-Jul-1996

Share Class Launch Date : 01-Jul-1996

Share Class Currency : GBP

Net Assets of Fund (M) : 32.02 GBP

Morningstar Category : UK Small-Cap Equity

Domicile : United Kingdom

ISIN : GB0000017680

Use of Income : Accumulating

Management Company : BlackRock Fund Managers Ltd

FEES AND CHARGES

Annual Management Fee : 1.00%

Ongoing Charge : 1.07%

Performance Fee : 0.00%

DEALING INFORMATION

Settlement : Trade Date + 3 days

Dealing Frequency : Daily, forward pricing basis

PORTFOLIO CHARACTERISTICS

Price to Book Ratio : 2.03x

Price to Earnings Ratio : 15.80x

3y Beta : 0.99

Standard Deviation (3y) : 14.32%

Number of Holdings : 79

PORTFOLIO MANAGER(S)

Matthew Betts

Please refer to the Glossary for more details.

BlackRock Growth and Recovery Fund
Class A British Pound
BFM - Former 33KWS Funds

BlackRock

CALENDAR YEAR PERFORMANCE

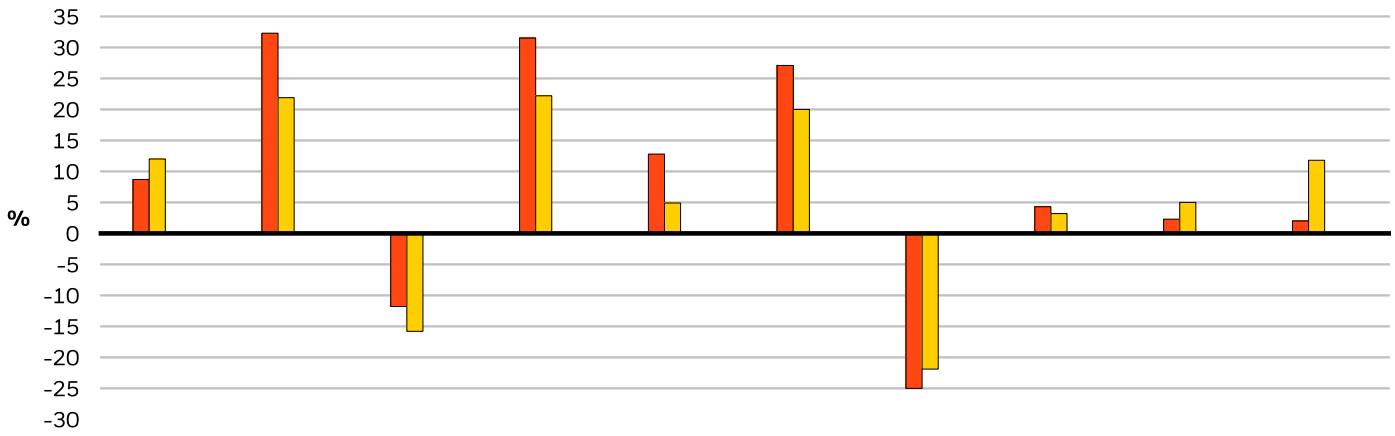

	2016	2017	2018	2019	2020	2021	2022	2023	2024	2025
Share Class	8.65	32.32	-11.77	31.51	12.82	27.15	-25.02	4.30	2.34	1.98
Constraint 1	12.01	21.89	-15.84	22.16	4.93	20.03	-21.93	3.21	5.02	11.85

GROWTH OF HYPOTHETICAL 10,000 GBP SINCE INCEPTION

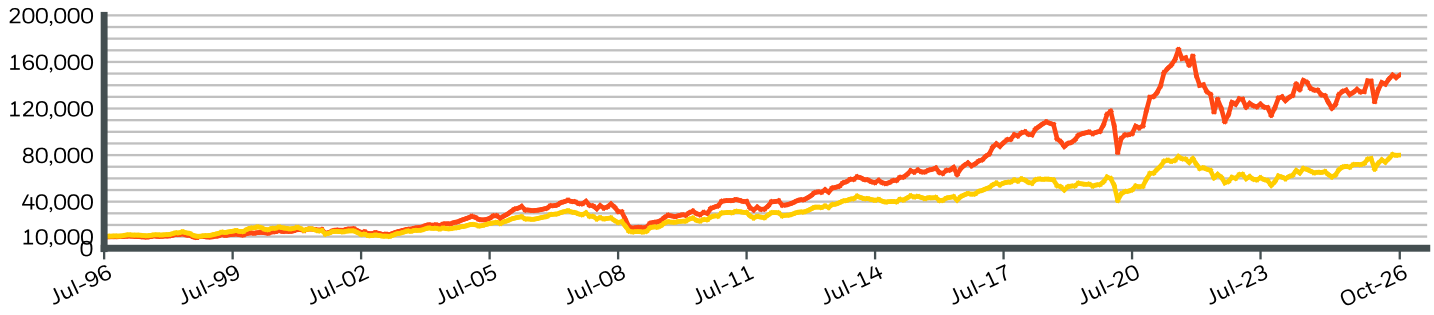

CUMULATIVE & ANNUALISED PERFORMANCE

	CUMULATIVE (%)					ANNUALISED (% p.a.)		
	1m	3m	6m	YTD	1y	3y	5y	Since Inception
Share Class	1.45	2.35	9.36	10.57	9.05	9.19	-1.88	9.31
Constraint 1	0.15	3.75	9.73	9.77	11.15	13.99	0.91	6.94

The figures shown relate to past performance. **Past performance is not a reliable indicator of future performance. Markets could develop very differently in the future. It can help you to assess how the fund has been managed in the past.** Performance is shown on a Net Asset Value (NAV) basis, with gross income reinvested where applicable. The return of your investment may increase or decrease as a result of currency fluctuations if your investment is made in a currency other than that used in the past performance calculation. Source: Blackrock

Share Class (GBP) BlackRock Growth and Recovery Fund Class A British Pound

Constraint 1 (GBP) Numis Smaller Companies plus AIM ex-Investment Trusts Index (GBP)

BlackRock Growth and Recovery Fund
Class A British Pound
BFM - Former 33KWS Funds

BlackRock

Top 10 Holdings

GREENCORE GROUP PLC	3.23%
XPS PENSIONS GROUP PLC	3.19%
INTEGRAFIN HOLDINGS PLC	3.02%
GREAT PORTLAND ESTATES PLC	2.80%
AJ BELL PLC	2.79%
TATTON ASSET MANAGEMENT PLC	2.77%
DISCOVERIE GROUP PLC	2.61%
HILL & SMITH PLC	2.33%
YOUNG & COS BREWERY PLC	2.32%
WATCHES OF SWITZERLAND GROUP PLC	2.31%
Total of Portfolio	**27.37%**

Holdings subject to change

SECTOR BREAKDOWN (%)

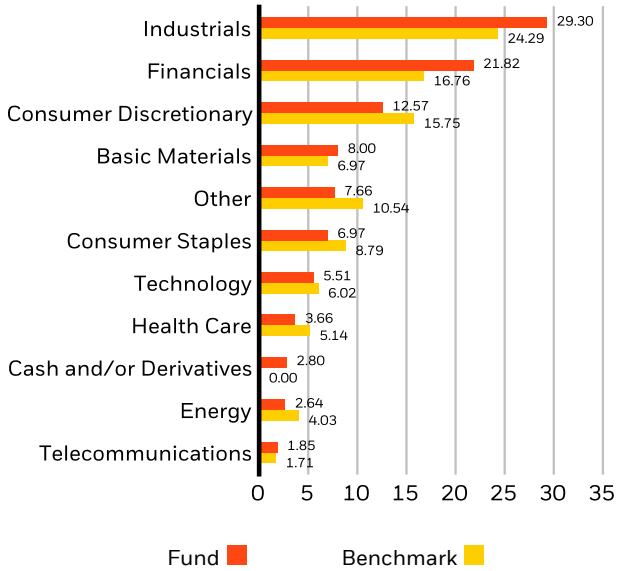

Negative weightings may result from specific circumstances (including timing differences between trade and settlement dates of securities purchased by the funds) and/or the use of certain financial instruments, including derivatives, which may be used to gain or reduce market exposure and/or risk management. Allocations are subject to change

MARKET CAPITALISATION (%)

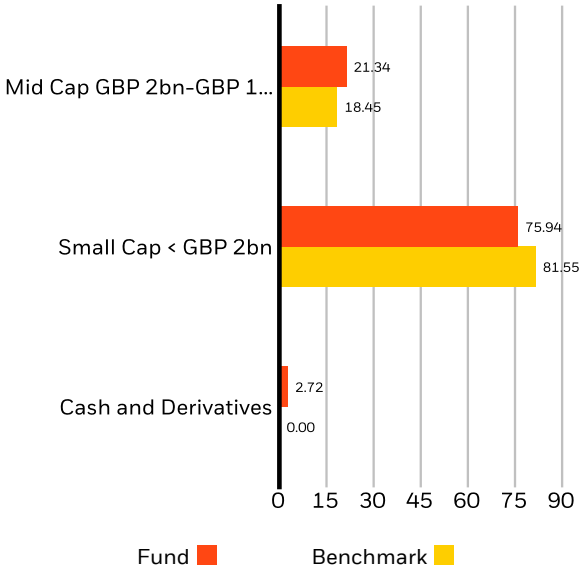

Allocations are subject to change. **Source:** BlackRock

BlackRock Growth and Recovery Fund
Class A British Pound
BFM – Former 33KWS Funds

BlackRock

GLOSSARY

Price to Book Ratio: represents the ratio of the current closing price of the share to the latest quarter's book value per share.

Price to Earnings: A valuation ratio of a company's current share price compared to its per-share earnings in the current forecast year, calculated as current share price divided by current earnings per share.

IMPORTANT INFORMATION:

The Ongoing Charge may be discounted depending on the size of the fund.

** The Morningstar Medalist RatingTM is the summary expression of Morningstar's forward-looking analysis of investment strategies using a rating scale of Gold, Silver, Bronze, Neutral, and Negative. The ratings indicate which investments Morningstar believes are likely to outperform a relevant index or peer group average on a risk-adjusted basis over time. Analysts assign three pillar ratings (People, Parent and Process) based on their qualitative assessment, subject to the oversight of the Analyst Rating Committee, and monitor and reevaluate them at least every 14 months. For more detailed information about these ratings and methodology, please go to global.morningstar.com/managerdisclosures. The ratings are not statements of fact, nor credit or risk ratings. The rating (i) should not be used as the sole basis in evaluating an investment product, (ii) involves unknown risks which may cause expectations not to occur or to differ from what was expected, (iii) are not guaranteed to be based on complete or accurate assumptions, (iv) involve the risk that the return target will not be met due to unforeseen changes in management, technology, economic development, interest rate development, operating and/or material costs, competitive pressure, supervisory law, exchange and tax rates, and/or changes in political and social conditions, and (v) should not be considered an offer or solicitation to buy or sell the investment product.