

**ACTIVE**

# Blackrock Global Target Return: Conservative Fund

**BlackRock**

## Class D U.S. Dollar BlackRock Funds I ICAV

**May 2026****Performance, Portfolio Breakdowns and Net Asset information as at: 31-May-2026. All other data as at 11-Jun-2026.****This document is marketing material.** For Investors in the Finland. Investors should read the KIID/PRIPs document and prospectus prior to investing, and should refer to the prospectus for the funds full list of risks.

### FUND OVERVIEW

- The Fund aims to provide a return on your investment through a combination of capital growth and income, whilst maintaining a conservative risk profile (i.e. an evaluation of risks associated with the portfolio).
- The risk profile of the Fund's portfolio is expected to be 4-8% and is measured, for this purpose, as the volatility (i.e. the degree of fluctuation) of the Fund's returns converted into an annual rate, over a five year period.
- The Fund has a flexible approach to asset allocation and will seek to gain exposure across a variety of asset classes investing globally in equity securities (e.g. shares), equity-related securities, fixed income (FI) securities (e.g. bonds), FI-related securities, money market instruments (MMIs) (e.g. debt instruments with short-term maturities), deposits, cash and other funds. The FI securities and MMIs may be issued by governments, government agencies, companies and supnationals globally and may include investments with a relatively low credit rating or which are unrated. The Investment Manager (IM) seeks to identify investment opportunities across a global investment universe according to the macroeconomic categories of 'growth', 'inflation', 'policy' and 'pricing' as described in the prospectus.

### RISK INDICATOR

#### Lower Risk

Potentially Lower Rewards

#### Higher Risk

Potentially Higher Rewards

**CAPITAL AT RISK:** The value of investments and the income from them can fall as well as rise and are not guaranteed. Investors may not get back the amount originally invested.

### KEY RISKS:

- Changes to interest rates, credit risk and/or issuer defaults will have a significant impact on the performance of fixed income securities. Non-investment grade fixed income securities can be more sensitive to changes in these risks than higher rated fixed income securities. Potential or actual credit rating downgrades may increase the level of risk.
- Asset backed securities and mortgage backed securities are subject to the same risks described for fixed income securities. These instruments may be subject to 'Liquidity Risk', have high levels of borrowing and may not fully reflect the value of underlying assets.
- The value of equities and equity-related securities can be affected by daily stock market movements. Other influential factors include political, economic news, company earnings and significant corporate events.
- Counterparty Risk: The insolvency of any institutions providing services such as safekeeping of assets or acting as counterparty to derivatives or other instruments, may expose the Fund to financial loss.
- Credit Risk: The issuer of a financial asset held within the Fund may not pay income or repay capital to the Fund when due.
- Liquidity Risk: Lower liquidity means there are insufficient buyers or sellers to allow the Fund to sell or buy investments readily.

### RATINGS\*\*



### KEY FACTS

**Comparator<sup>1</sup>:** ICE BofA US T-Bill 0-3 Month (GOB1) (USD)**Comparator<sup>2</sup>:** 30% MSACWINUS/ 70% LGA-INX**Asset Class:** Multi Asset**Fund Launch Date:** 17-Jun-2021**Share Class Launch Date:** 17-Jun-2021**Share Class Currency:** USD**Net Assets of Fund (M):** 6.43 USD**Morningstar Category:** USD Cautious Allocation**SFDR Classification:** Other**Domicile:** Ireland**ISIN:** IE00BMDQ5256**Use of Income:** Accumulating**Management Company:** BlackRock Asset Management Ireland Limited**Analyst-Driven %<sup>i</sup>:** 10.00%**Data Coverage %<sup>ii</sup>:** 58.00%

### FEES AND CHARGES

**Annual Management Fee:** 0.00%**Ongoing Charge:** 0.62%**Performance Fee:** 0.00%

### DEALING INFORMATION

**Settlement:** Trade Date + 3 days**Dealing Frequency:** Daily, forward pricing basis

### PORTFOLIO MANAGER(S)

Daniel Caderas

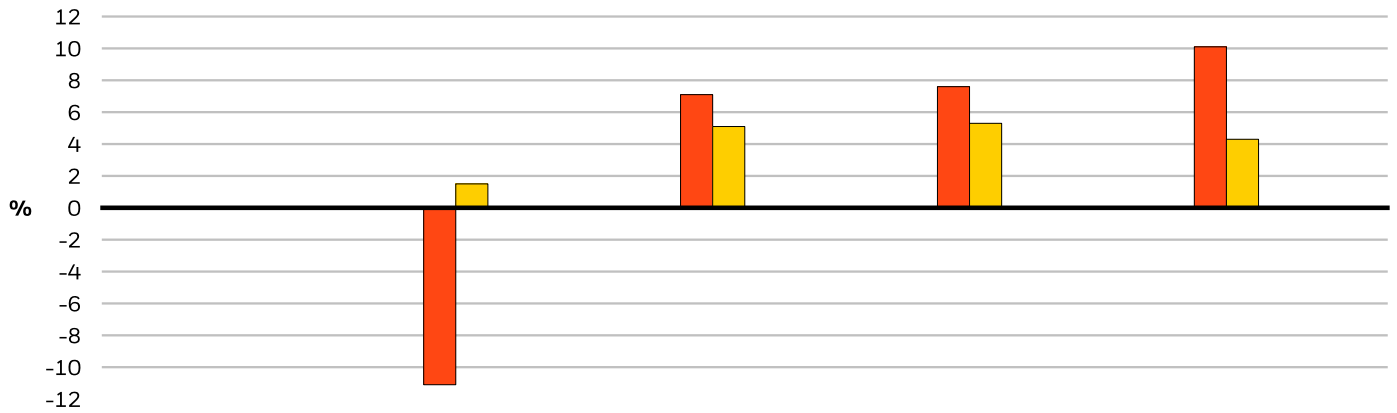
Brian Lee (MAS)

Please refer to the Glossary for more details.

**Blackrock Global Target Return:  
Conservative Fund  
Class D U.S. Dollar  
BlackRock Funds I ICAV**

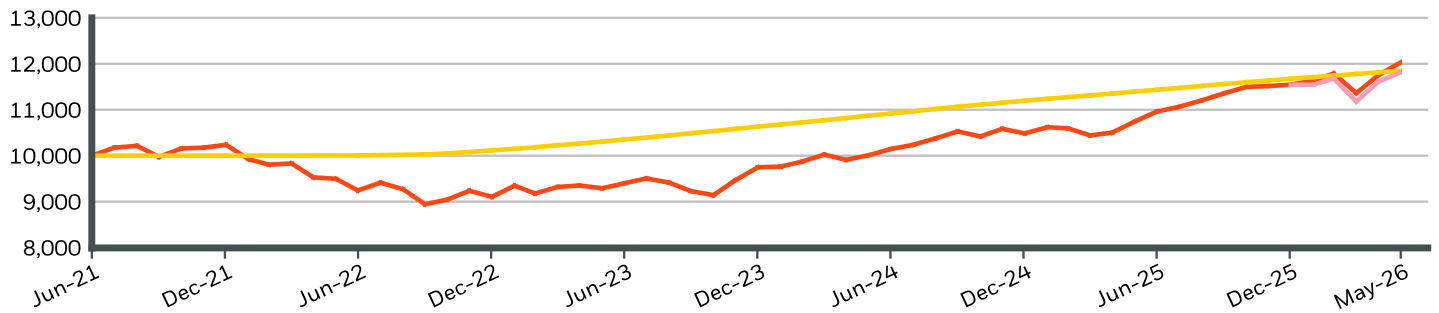


**CALENDAR YEAR PERFORMANCE**



	2021	2022	2023	2024	2025
<b>Share Class</b>	-	-11.07	7.07	7.57	10.11
<b>Comparator<sup>11</sup></b>	-	1.53	5.10	5.30	4.28
<b>Comparator<sup>12</sup></b>	-	-	-	-	-

**GROWTH OF HYPOTHETICAL 10,000 USD SINCE INCEPTION**



**CUMULATIVE & ANNUALISED PERFORMANCE**

	CUMULATIVE (%)					ANNUALISED (% p.a.)		
	1m	3m	6m	YTD	1y	3y	5y	Since Inception
<b>Share Class</b>	2.40	2.06	4.47	4.21	11.98	9.00	-	3.96
<b>Comparator<sup>11</sup></b>	0.31	0.91	1.85	1.49	3.99	4.77	-	3.57
<b>Comparator<sup>12</sup></b>	1.83	1.19	-	-	-	-	-	-

The figures shown relate to past performance. Past performance is not a reliable indicator of current or future performance and should not be the sole factor of consideration when selecting a product or strategy. Share Class and Benchmark performance displayed in USD, hedged share class benchmark performance is displayed in USD. Performance is shown on a Net Asset Value (NAV) basis, with gross income reinvested where applicable. The return of your investment may increase or decrease as a result of currency fluctuations if your investment is made in a currency other than that used in the past performance calculation. **Source:** BlackRock

- Share Class Blackrock Global Target Return: Conservative Fund Class D U.S. Dollar
- Comparator<sup>11</sup> ICE BofA US T-Bill 0-3 Month (GOB1) (USD)
- Comparator<sup>12</sup> 30% MSACWINUS/ 70% LGA-INX

# Blackrock Global Target Return: Conservative Fund Class D U.S. Dollar BlackRock Funds I ICAV



## Top 10 Holdings

ISHARES \$ HIGH YIELD CRP BND ETF \$	14.03%
ISHARES CORE S&P 500 UCITS ETF (DI	13.72%
ISH GER GVT BND ETF EUR DIST	13.52%
ISH CORE UK GLTS ETF GBP DIST	13.52%
ISHARES \$ TIPS UCITS ETF	8.63%
ISHARES \$ CORP BOND UCITS ETF USD	4.33%
ISH MSCI CHINA A ETF USD ACC	2.58%
IFT100TTL COMMON POOL	1.87%
ISHARES MSCI KOREA UCITS ETF (ACC)	1.81%
ISHS CORE MSCI JAPAN IMI UCITS ETF	1.78%
<b>Total of Portfolio</b>	<b>75.79%</b>

Holdings subject to change

## PORTFOLIO CHARACTERISTICS

**Modified Duration :** 3.40 yrs

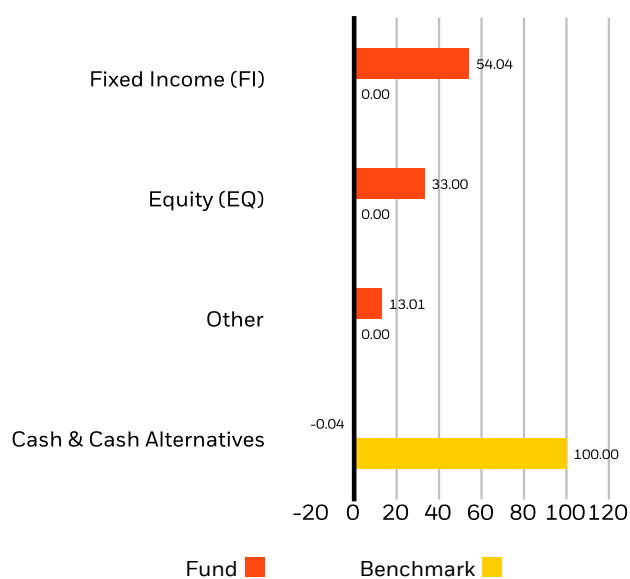
**Price to Book Ratio :** 1.96x

**Price to Earnings Ratio :** 16.45x

**Weighted Average Market Capitalization (M) :** 258,136,543 USD

**Number of Holdings :** 22

## ASSET TYPE BREAKDOWN (%)



Allocations are subject to change. **Source:** BlackRock

## REGIONAL EXPOSURE (%)

Exposure breakdowns data is unavailable at this time.

## SECTOR BREAKDOWN (%)

Exposure breakdowns data is unavailable at this time.

# BlackRock Global Target Return: Conservative Fund Class D U.S. Dollar BlackRock Funds I ICAV

**BlackRock**

## GLOSSARY

**SFDR Classification: Article 8:** Products that promote environmental or social characteristics and promote good governance practices.

**Article 9:** Products that have sustainable investments as an objective and follow good governance practices. **Other:** Products that do not meet the criteria to be classified as Article 8 or 9.

**Modified Duration:** A measure of price sensitivity of a bond to changes in interest rates. The Modified Duration of the fund is calculated as the average of the underlying bonds' modified duration values, adjusted to take account of their relative weight (size) within the fund.

**Price to Earnings:** A valuation ratio of a company's current share price compared to its per-share earnings in the current forecast year, calculated as current share price divided by current earnings per share.

**Data Coverage %<sup>ii</sup>** is available input data for rating calculation at the Pillar level

**Average Market Cap:** The average market capitalization of a fund's equity portfolio gives you a measure of the size of the companies in which the fund invests. Market capitalization is calculated by multiplying the number of a company's shares outstanding by its price per share.

**Price to Book Ratio:** represents the ratio of the current closing price of the share to the latest quarter's book value per share.

**Analyst Driven %<sup>i</sup>** is the analyst input into the overall rating assignment, including direct analyst coverage and inheritance of an analyst-rated pillar

## IMPORTANT INFORMATION:

\*\* The Morningstar Medalist Rating<sup>TM</sup> is the summary expression of Morningstar's forward-looking analysis of investment strategies using a rating scale of Gold, Silver, Bronze, Neutral, and Negative. The ratings indicate which investments Morningstar believes are likely to outperform a relevant index or peer group average on a risk-adjusted basis over time. Analysts assign three pillar ratings (People, Parent and Process) based on their qualitative assessment, subject to the oversight of the Analyst Rating Committee, and monitor and reevaluate them at least every 14 months. For more detailed information about these ratings and methodology, please go to [global.morningstar.com/managerdisclosures](http://global.morningstar.com/managerdisclosures). The ratings are not statements of fact, nor credit or risk ratings. The rating (i) should not be used as the sole basis in evaluating an investment product, (ii) involves unknown risks which may cause expectations not to occur or to differ from what was expected, (iii) are not guaranteed to be based on complete or accurate assumptions, (iv) involve the risk that the return target will not be met due to unforeseen changes in management, technology, economic development, interest rate development, operating and/or material costs, competitive pressure, supervisory law, exchange and tax rates, and/or changes in political and social conditions, and (v) should not be considered an offer or solicitation to buy or sell the investment product.

**In the European Economic Area (EEA):** this is Issued by BlackRock (Netherlands) B.V. is authorised and regulated by the Netherlands Authority for the Financial Markets. Registered office Amstelplein 1, 1096 HA, Amsterdam, Tel: 020 – 549 5200, Tel: 31-20-549-5200. Trade Register No. 17068311 For your protection telephone calls are usually recorded. For Ireland and only in relation to Per Se Professionals and/or Eligible Counterparties (i.e., Professional Investors), this may also be issued by BlackRock Investment Management (UK) Limited, authorised and regulated by the Financial Conduct Authority. Registered office: 12 Throgmorton Avenue, London, EC2N 2DL. Tel: + 44 (0)20 7743 3000. Registered in England and Wales No. 02020394. For your protection telephone calls are usually recorded. Please refer to the Financial Conduct Authority website for a list of authorised activities conducted by BlackRock.

**In the UK and Non-European Economic Area (EEA) countries (excluding Switzerland):** this is Issued by BlackRock Investment Management (UK) Limited, authorised and regulated by the Financial Conduct Authority. Registered office: 12 Throgmorton Avenue, London, EC2N 2DL. Tel: + 44 (0)20 7743 3000. Registered in England and Wales No. 02020394. For your protection telephone calls are usually recorded. Please refer to the Financial Conduct Authority website for a list of authorised activities conducted by BlackRock.

This is Marketing Material. The BlackRock Global Target Return: Conservative Fund is a sub fund of the BlackRock Funds I ICAV (the 'Fund'). The Fund is structured as a unit trust organised under the laws of Ireland and authorised by the Central Bank of Ireland as UCITS for the purposes of UCITS Regulations. Investment in the sub-fund(s) is only open to 'Qualified Holders', as defined in the relevant Fund Prospectus. In the UK any decision to invest must be based solely on the information contained in the Company's Prospectus, Key Investor Information Document (KIID) and the latest half-yearly report and unaudited accounts and/or annual report and audited accounts, and in the EEA and Switzerland any decision to invest must be based solely on the information contained in the Company's Prospectus (Available in English, French and German languages), the most recent financial reports and the Packaged Retail and Insurance-based Investment Products Key Information Document (PRIIPs KID) and the latest half-yearly report and unaudited accounts and/or annual report and audited accounts which are available in registered jurisdictions and local language where they are registered, these can be found at [www.blackrock.com](http://www.blackrock.com) on the relevant product pages. Any investment decision should be made on the basis of the information outlined above and Investors should understand all characteristics of the funds objective before investing, if applicable this includes sustainable disclosures and sustainable related characteristics of the fund as found in the prospectus, which can be found [www.blackrock.com](http://www.blackrock.com) on the relevant product pages for where the fund is registered for sale. Prospectuses, Key Investor Information Documents (UK only), PRIIPs KID and application forms may not be available to investors in certain jurisdictions where the Fund in question has not been authorised. BlackRock and/or the Management Company may terminate marketing at any time. For information on investor rights and how to raise complaints please go to <https://www.blackrock.com/corporate/compliance/investor-right> available in local language in registered jurisdictions. UCITS HAVE NO GUARANTEED RETURN AND PAST PERFORMANCE DOES NOT GUARANTEE THE FUTURE ONES in local language in registered jurisdictions.

### This document is marketing material and will expire 12 months after issue

Any research in this document has been procured and may have been acted on by BlackRock for its own purpose. The results of such research are being made available only incidentally. The views expressed do not constitute investment or any other advice and are subject to change. They do not necessarily reflect the views of any company in the BlackRock Group or any part thereof and no assurances are made as to their accuracy

This document is for information purposes only and does not constitute an offer or invitation to anyone to invest in any BlackRock funds and has not been prepared in connection with any such offer.

© 2026 BlackRock, Inc. All Rights reserved. BLACKROCK, BLACKROCK SOLUTIONS, and iSHARES are trademarks of BlackRock, Inc. or its affiliates All other trademarks are those of their respective owners