

# BlackRock Euro Credit Enhanced Index Fund

## Flex Euro

### BlackRock Fixed Income Dublin Funds Plc

Performance, Portfolio Breakdowns and Net Assets information as at: 31-May-2026. All other data as at 15-Jun-2026.

This document is marketing material. For Investors in Sweden. Investors should read the KIID/PRIIPs document and prospectus prior to investing, and should refer to the prospectus for the funds full list of risks.

#### FUND OVERVIEW

- The Fund aims to achieve a total return on your investment, through a combination of capital growth and income, which aims to out-perform the return of the FTSE Non - EGBI Euro Broad Investment-Grade Index (the Index).
- The Fund has an enhanced index strategy which differs from a pure-index tracking strategy. Although both strategies invest in a similar range of fixed income (FI) securities (such as bonds), enhanced strategies aim to take overweight and/or underweight positions relative to the benchmark index in order to achieve some outperformance of the benchmark index.
- The Fund invests predominantly in the FI securities that make up the Index (which comprises credit bonds).

#### RISK INDICATOR

##### Lower Risk

Potentially Lower Rewards

##### Higher Risk

Potentially Higher Rewards



**CAPITAL AT RISK:** The value of investments and the income from them can fall as well as rise and are not guaranteed. Investors may not get back the amount originally invested.

#### KEY RISKS:

- Credit risk, changes to interest rates and/or issuer defaults will have a significant impact on the performance of fixed income securities. Potential or actual credit rating downgrades may increase the level of risk.
- The Fund uses quantitative models in order to make investment decisions. As market dynamics shift over time, a quantitative model may become less efficient or may even present deficiencies under certain market conditions.
- Counterparty Risk: The insolvency of any institutions providing services such as safekeeping of assets or acting as counterparty to derivatives or other instruments, may expose the Fund to financial loss.
- Credit Risk: The issuer of a financial asset held within the Fund may not pay income or repay capital to the Fund when due.
- Liquidity Risk: Lower liquidity means there are insufficient buyers or sellers to allow the Fund to sell or buy investments readily.

#### KEY FACTS

**Target<sup>††</sup>:** FTSE EuroBIG ex Domestic Treasury Index (EUR)

**Asset Class:** Fixed Income

**Fund Launch Date:** 30-Jun-2003

**Share Class Launch Date:** 30-Jun-2003

**Share Class Currency:** EUR

**Net Assets of Fund (M):** 1,056.02 EUR

**Morningstar Category:** EUR Corporate Bond

**SFDR Classification:** Other

**Domicile:** Ireland

**ISIN:** GB0033157560

**Use of Income:** Accumulating

**Management Company:** BlackRock Asset Management Ireland Limited

#### FEES AND CHARGES

**Annual Management Fee:** 0.00%

**Ongoing Charge:** 0.03%

**Performance Fee:** 0.00%

#### DEALING INFORMATION

**Settlement:** Trade Date + 3 days

**Dealing Frequency:** Daily, forward pricing basis

#### PORTFOLIO CHARACTERISTICS

**Effective Duration:** 5.31 yrs

**Average Weighted Maturity:** 6.27 yrs

**3y Beta:** 1.00

**Standard Deviation (3y):** 3.56

**Yield To Maturity:** 3.45%

**Number of Holdings:** 398

#### PORTFOLIO MANAGER(S)

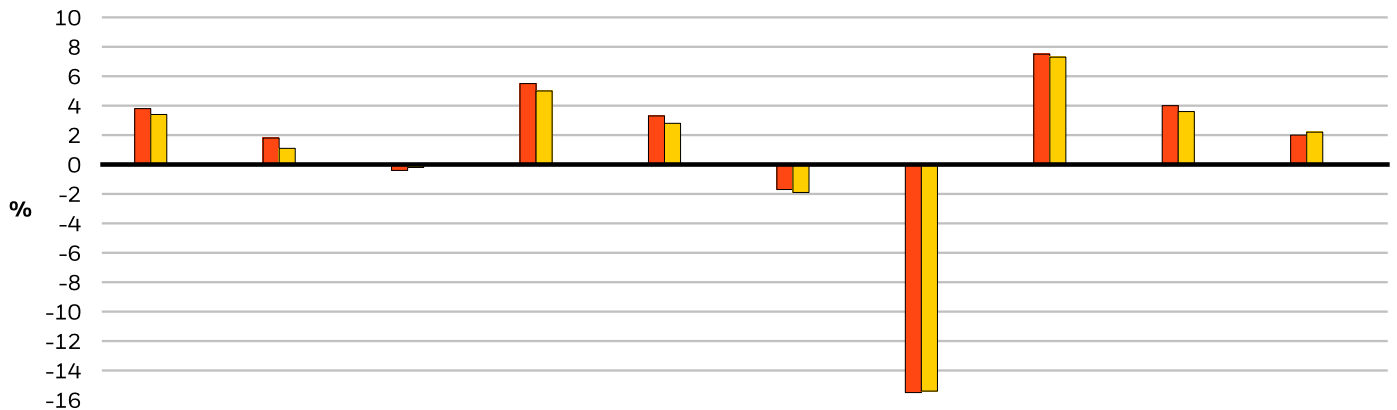
Riyadh Ali

Alessandro Ferrante

Group SFI LO EMEA

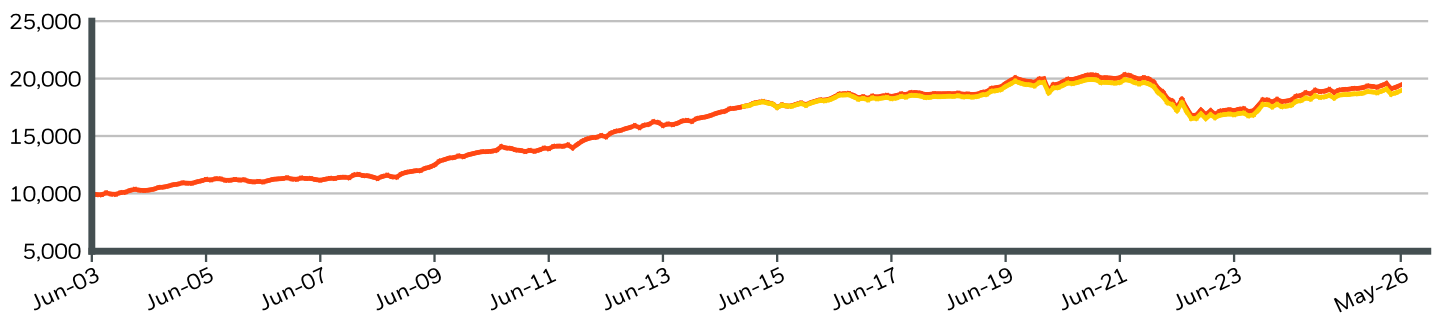
Please refer to the Glossary for more details.

#### CALENDAR YEAR PERFORMANCE



	2016	2017	2018	2019	2020	2021	2022	2023	2024	2025
<b>Share Class</b>	3.76	1.75	-0.43	5.51	3.25	-1.73	-15.49	7.49	4.01	2.05
<b>Target<sup>†1</sup></b>	3.35	1.13	-0.17	4.99	2.84	-1.93	-15.41	7.35	3.58	2.16

#### GROWTH OF HYPOTHETICAL 10,000 EUR SINCE INCEPTION



#### CUMULATIVE & ANNUALISED PERFORMANCE

	CUMULATIVE (%)					ANNUALISED (% p.a.)		
	1m	3m	6m	YTD	1y	3y	5y	Since Inception
<b>Share Class</b>	0.98	-0.67	0.63	0.95	2.04	4.00	-0.58	2.74
<b>Target<sup>†1</sup></b>	0.98	-0.74	0.58	0.93	1.86	3.86	-0.69	-

The figures shown relate to past performance. Past performance is not a reliable indicator of current or future performance and should not be the sole factor of consideration when selecting a product or strategy. Share Class and Benchmark performance displayed in EUR, hedged share class benchmark performance is displayed in EUR. Performance is shown on a Net Asset Value (NAV) basis, with gross income reinvested where applicable. The return of your investment may increase or decrease as a result of currency fluctuations if your investment is made in a currency other than that used in the past performance calculation. **Source:** BlackRock

- Share Class      BlackRock Euro Credit Enhanced Index FundFlex Euro
- Target<sup>†1</sup>        FTSE EuroBIG ex Domestic Treasury Index (EUR)

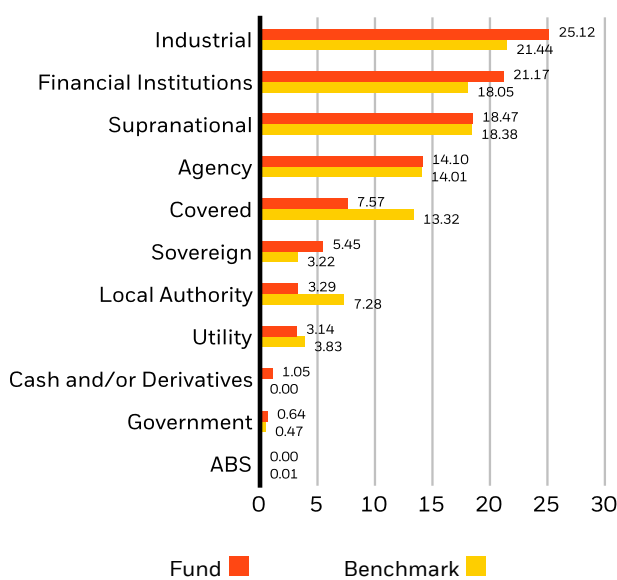
#### Top 10 Holdings

EUROPEAN UNION RegS 2.5 12/04/2031	3.90%
EUROPEAN INVESTMENT BANK RegS 2.5 05/14/2032	3.37%
KFW MTN RegS 2.375 04/11/2028	1.47%
EUROPEAN UNION RegS 3.375 10/04/2038	1.31%
EUROPEAN FINANCIAL STABILITY FACIL MTN RegS 3.125 02/01/2036	1.18%
UPJOHN FINANCE BV RegS 1.908 06/23/2032	1.14%
ELM BV RegS 3.125 10/01/2031	1.04%
EUROPEAN UNION RegS 3.375 12/12/2035	1.01%
EUROPEAN UNION MTN RegS 3.375 04/04/2038	0.98%
BANK NEDERLANDSE GEMEENTEN NV MTN RegS 0.75 01/11/2028	0.96%

**Total of Portfolio** **16.36%**

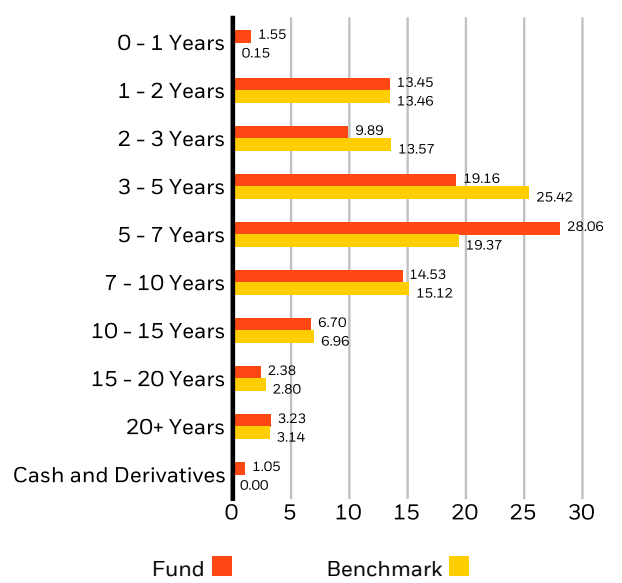
Holdings subject to change

#### SECTOR BREAKDOWN (%)



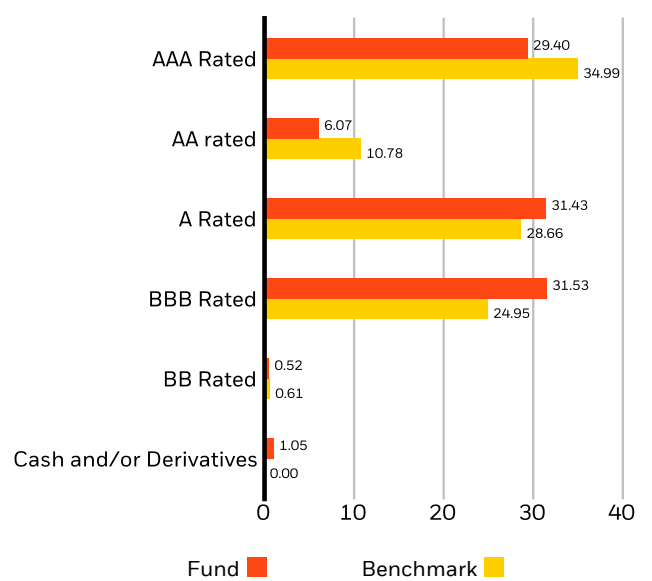
Allocations are subject to change. Source: BlackRock

#### MATURITY BREAKDOWN (%)



Allocations are subject to change. Source: BlackRock

#### CREDIT RATINGS (%)



Allocations are subject to change. Source: BlackRock

#### GLOSSARY

**SFDR Classification: Article 8:** Products that promote environmental or social characteristics and promote good governance practices.

**Article 9:** Products that have sustainable investments as an objective and follow good governance practices. **Other:** Products that do not meet the criteria to be classified as Article 8 or 9.

**Yield to Maturity:** Yield to Maturity (YTM) is the discount rate that equates the present value of bond's cash flows with its market price (including accrued interest). The fund YTM is the weighted average of fund's individual bond holding YTM's based upon Net Asset Value ('NAV'). The measure does not include fees and expenses. For callable bonds, YTM is the Yield-to-Worst.

**Effective Duration:** Effective duration is a measure of a fund's interest-rate sensitivity. Put simply, the longer a fund's duration, the more sensitive the fund is to shifts in interest rates. So a fund with a duration of 10 years is twice as volatile as a fund with a five-year duration.

#### IMPORTANT INFORMATION:

**In the European Economic Area (EEA):** this is Issued by BlackRock (Netherlands) B.V. is authorised and regulated by the Netherlands Authority for the Financial Markets. Registered office Amstelplein 1, 1096 HA, Amsterdam, Tel: 020 – 549 5200, Tel: 31-20-549-5200. Trade Register No. 17068311 For your protection telephone calls are usually recorded. For Ireland and only in relation to Per Se Professionals and/or Eligible Counterparties (i.e., Professional Investors), this may also be issued by BlackRock Investment Management (UK) Limited, authorised and regulated by the Financial Conduct Authority. Registered office: 12 Throgmorton Avenue, London, EC2N 2DL. Tel: + 44 (0)20 7743 3000. Registered in England and Wales No. 02020394. For your protection telephone calls are usually recorded. Please refer to the Financial Conduct Authority website for a list of authorised activities conducted by BlackRock.

**In the UK and Non-European Economic Area (EEA) countries (excluding Switzerland):** this is Issued by BlackRock Investment Management (UK) Limited, authorised and regulated by the Financial Conduct Authority. Registered office: 12 Throgmorton Avenue, London, EC2N 2DL. Tel: + 44 (0)20 7743 3000. Registered in England and Wales No. 02020394. For your protection telephone calls are usually recorded. Please refer to the Financial Conduct Authority website for a list of authorised activities conducted by BlackRock.

This is Marketing Material. The BlackRock Euro Credit Enhanced Index Fund are sub-funds of BlackRock Fixed Income Dublin Funds (plc) (the Fund). The Fund is organised under the laws of Ireland and authorised by the Central Bank of Ireland as UCITS for the purposes of the UCITS Regulations. Investment in the sub-fund(s) is only open to 'Qualified Holders', as defined in the relevant Fund Prospectus. In the UK subscriptions in the Fund are valid only if made on the basis of the current Prospectus, the most recent financial reports and the Key Investor Information Document, and in the EEA and Switzerland subscriptions in the Fund are valid only if made on the basis of the current Prospectus (available in English, German, French languages), the most recent financial reports and the Packaged Retail and Insurance-based Investment Products Key Information Document (PRIIPs KID) which are available in registered jurisdictions and local language where they are registered, these can be found at [www.blackrock.com](http://www.blackrock.com) on the relevant country site and product pages. Any investment decision should be made on the basis of the information outlined above and Investors should understand all characteristics of the funds objective before investing, if applicable this includes sustainable disclosures and sustainable related characteristics of the fund as found in the prospectus, which can be found [www.blackrock.com](http://www.blackrock.com) on the relevant product pages for where the fund is registered for sale. . Prospectuses, Key Investor Information Documents, PRIIPs KID and application forms may not be available to investors in certain jurisdictions where the Fund in question has not been authorised. BlackRock and/or the Management Company may terminate marketing at any time. For information on investor rights and how to raise complaints please go to <https://www.blackrock.com/corporate/compliance/investor-right> available in in local language in registered jurisdictions. UCITS HAVE NO GUARANTEED RETURN AND PAST PERFORMANCE DOES NOT GUARANTEE THE FUTURE ONES

#### This document is marketing material and will expire 12 months after issue

Any research in this document has been procured and may have been acted on by BlackRock for its own purpose. The results of such research are being made available only incidentally. The views expressed do not constitute investment or any other advice and are subject to change. They do not necessarily reflect the views of any company in the BlackRock Group or any part thereof and no assurances are made as to their accuracy

This document is for information purposes only and does not constitute an offer or invitation to anyone to invest in any BlackRock funds and has not been prepared in connection with any such offer.

© 2026 BlackRock, Inc. All Rights reserved. BLACKROCK, BLACKROCK SOLUTIONS, and iSHARES are trademarks of BlackRock, Inc. or its affiliates All other trademarks are those of their respective owners