

# BGF Systematic Nasdaq Equity High Income Fund

**Class A2 U.S. Dollar**  
**BlackRock Global Funds**

**Performance, Portfolio Breakdowns and Net Assets information as at: 31-May-2026. All other data as at 12-Jun-2026.**

**This document is marketing material.** For Investors in Sweden. Investors should read the KIID/PRIIPs document and prospectus prior to investing, and should refer to the prospectus for the funds full list of risks.

## FUND OVERVIEW

- The Fund aims to generate a high level of income and to provide capital growth on your investment.
- The Fund invests globally at least 70% of its total assets in equity securities (e.g. shares) of companies that are part of the Nasdaq 100 Index.
- In order to achieve its investment objective and policy, the Fund will invest in a variety of investment strategies and instruments. In particular, the Fund will use quantitative (i.e. mathematical or statistical) models in order to achieve a systematic (i.e. rule based) approach to stock selection. This means that stocks will be selected based on their expected contribution to portfolio returns when risk and transaction cost forecasts are taken into account.

## RISK INDICATOR

### Lower Risk

Potentially Lower Rewards

### Higher Risk

Potentially Higher Rewards



**CAPITAL AT RISK:** The value of investments and the income from them can fall as well as rise and are not guaranteed. Investors may not get back the amount originally invested.

## KEY RISKS:

- Investment risk is concentrated in specific sectors, countries, currencies or companies. This means the Fund is more sensitive to any localised economic, market, political, sustainability-related or regulatory events.
- The value of equities and equity-related securities can be affected by daily stock market movements. Other influential factors include political, economic news, company earnings and significant corporate events.
- The Fund uses quantitative models in order to make investment decisions. As market dynamics shift over time, a quantitative model may become less efficient or may even present deficiencies under certain market conditions.
- Counterparty Risk: The insolvency of any institutions providing services such as safekeeping of assets or acting as counterparty to derivatives or other instruments, may expose the Fund to financial loss.
- Credit Risk: The issuer of a financial asset held within the Fund may not pay income or repay capital to the Fund when due.
- Liquidity Risk: Lower liquidity means there are insufficient buyers or sellers to allow the Fund to sell or buy investments readily.

## KEY FACTS

**Constraint<sup>†</sup>:** NASDAQ 100

**Asset Class:** Equity

**Fund Launch Date:** 16-Apr-2026

**Share Class Launch Date:** 16-Apr-2026

**Share Class Currency:** USD

**Net Assets of Fund (M):** 17.62 USD

**Morningstar Category:** US Large-Cap Blend Equity

**SFDR Classification:** Other

**Domicile:** Luxembourg

**ISIN:** LU3233351256

**Use of Income:** Accumulating

**Management Company:** BlackRock (Luxembourg) S.A.

## FEES AND CHARGES

**Annual Management Fee:** 1.50%

**Ongoing Charge:** 1.81%

**Performance Fee:** -

## DEALING INFORMATION

**Settlement:** Trade Date + 3 days

**Dealing Frequency:** Daily, forward pricing basis

## PORTFOLIO CHARACTERISTICS

**Price to Book Ratio:** 9.66x

**Price to Earnings Ratio:** 42.95x

**Number of Holdings:** 131

## PORTFOLIO MANAGER(S)

Robert Fisher

Travis Cooke

Raffaele Savi

Please refer to the Glossary for more details.

# BGF Systematic Nasdaq Equity High Income Fund

**BlackRock**

**Class A2 U.S. Dollar**  
**BlackRock Global Funds**

## CALENDAR YEAR PERFORMANCE

Returns not available as there is less than one year performance data.



## GROWTH OF HYPOTHETICAL 10,000 USD SINCE INCEPTION

Returns not available as there is less than one year performance data.

## CUMULATIVE & ANNUALISED PERFORMANCE

Returns not available as there is less than one year performance data.

**The figures shown relate to past performance. Past performance is not a reliable indicator of current or future performance and should not be the sole factor of consideration when selecting a product or strategy.** Share Class and Benchmark performance displayed in USD, hedged share class benchmark performance is displayed in USD. Performance is shown on a Net Asset Value (NAV) basis, with gross income reinvested where applicable. The return of your investment may increase or decrease as a result of currency fluctuations if your investment is made in a currency other than that used in the past performance calculation. **Source:** BlackRock

 Share Class      BGF Systematic Nasdaq Equity High Income FundClass A2 U.S. Dollar  
 Constraint<sup>†1</sup>      NASDAQ 100

# BGF Systematic Nasdaq Equity High Income Fund



**Class A2 U.S. Dollar**  
**BlackRock Global Funds**

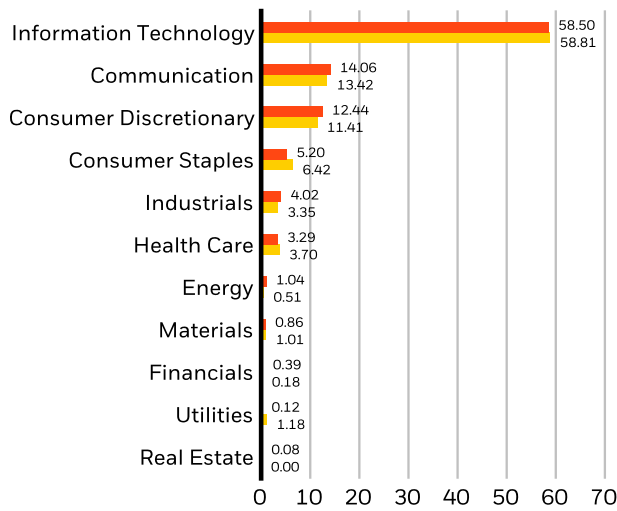
## Top 10 Holdings

NVIDIA CORPORATION	9.59%
ALPHABET INC	7.93%
MICROSOFT CORPORATION	6.90%
AMAZON.COM INC	5.63%
MICRON TECHNOLOGY INC	5.61%
ADVANCED MICRO DEVICES INC	4.18%
BROADCOM INC	4.16%
TESLA INC	3.51%
META PLATFORMS INC	3.30%
APPLIED MATERIALS INC	2.95%

**Total of Portfolio** **53.76%**

Holdings subject to change

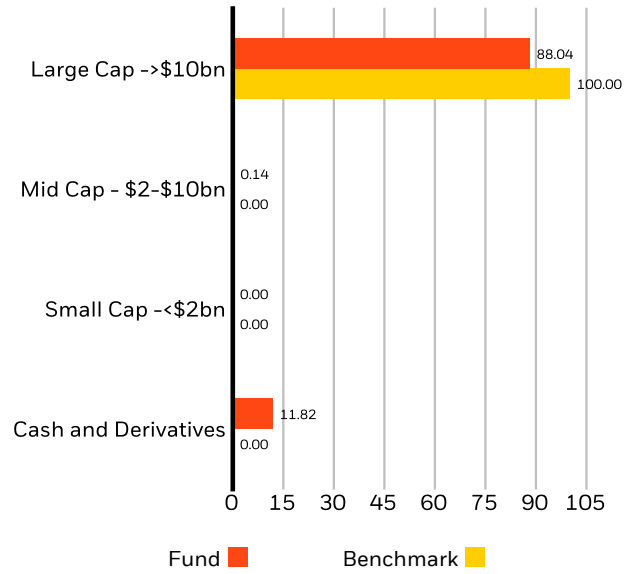
## SECTOR BREAKDOWN (%)



Fund ■ Benchmark ■

Negative weightings may result from specific circumstances (including timing differences between trade and settlement dates of securities purchased by the funds) and/or the use of certain financial instruments, including derivatives, which may be used to gain or reduce market exposure and/or risk management. Allocations are subject to change

## MARKET CAPITALISATION (%)



Allocations are subject to change. **Source:** BlackRock

# BGF Systematic Nasdaq Equity High Income Fund

**Class A2 U.S. Dollar**  
**BlackRock Global Funds**

**BlackRock**

## GLOSSARY

**SFDR Classification: Article 8:** Products that promote environmental or social characteristics and promote good governance practices.

**Article 9:** Products that have sustainable investments as an objective and follow good governance practices. **Other:** Products that do not meet the criteria to be classified as Article 8 or 9.

**Price to Earnings:** A valuation ratio of a company's current share price compared to its per-share earnings in the current forecast year, calculated as current share price divided by current earnings per share.

**Price to Book Ratio:** represents the ratio of the current closing price of the share to the latest quarter's book value per share.

## IMPORTANT INFORMATION:

**In the European Economic Area (EEA):** this is issued by BlackRock (Netherlands) B.V., authorised and regulated by the Netherlands Authority for the Financial Markets. Registered office Amstelplein 1, 1096 HA, Amsterdam, Tel: +352 46268 5111. Trade Register No. 17068311 For your protection telephone calls are usually recorded.

**In the UK and Non-European Economic Area (EEA) countries:** this is issued by BlackRock Investment Management (UK) Limited, authorised and regulated by the Financial Conduct Authority. Registered office: 12 Throgmorton Avenue, London, EC2N 2DL. Tel: +352 46268 5111. Registered in England and Wales No. 02020394. For your protection telephone calls are usually recorded. Please refer to the Financial Conduct Authority website for a list of authorised activities conducted by BlackRock.

This is Marketing Material. BlackRock Global Funds (BGF) is an open-ended investment company established and domiciled in Luxembourg which is available for sale in certain jurisdictions only. BGF is not available for sale in the U.S. or to U.S. persons. Product information concerning BGF should not be published in the U.S. BlackRock Investment Management (UK) Limited is the Principal Distributor of BGF and it and/or the Management Company may terminate marketing at any time. In the UK subscriptions in BGF are valid only if made on the basis of the current Prospectus, the most recent financial reports and the Key Investor Information Document, and in the EEA and Switzerland subscriptions in BGF are valid only if made on the basis of the current Prospectus (Available in English, French, German, Italian and Polish languages), the most recent financial reports and the Packaged Retail and Insurance-based Investment Products Key Information Document (PRIIPs KID), which are available in the jurisdictions and local language where they are registered, these can be found at [www.blackrock.com](http://www.blackrock.com) on the relevant country site and product pages. Prospectuses, Key Investor Information Documents (UK only), PRIIPs KID and application forms may not be available to investors in certain jurisdictions where the Fund in question has not been authorised. Any investment decision should be made on the basis of the information outlined above and Investors should understand all characteristics of the funds objective before investing, if applicable this includes sustainable disclosures and sustainable related characteristics of the fund as found in the prospectus, which can be found [www.blackrock.com](http://www.blackrock.com) on the relevant country site and product pages for where the fund is registered for sale. For information on investor rights and how to raise complaints please go to <https://www.blackrock.com/corporate/compliance/investor-right> available in in local language in registered jurisdictions. UCITS HAVE NO GUARANTEED RETURN AND PAST PERFORMANCE DOES NOT GUARANTEE THE FUTURE ONES

Any research in this document has been procured and may have been acted on by BlackRock for its own purpose. The results of such research are being made available only incidentally. The views expressed do not constitute investment or any other advice and are subject to change. They do not necessarily reflect the views of any company in the BlackRock Group or any part thereof and no assurances are made as to their accuracy.

This document is for information purposes only and does not constitute an offer or invitation to anyone to invest in any BlackRock funds and has not been prepared in connection with any such offer.

© 2026 BlackRock, Inc. All Rights reserved. BLACKROCK, BLACKROCK SOLUTIONS, and iSHARES are trademarks of BlackRock, Inc. or its affiliates All other trademarks are those of their respective owners