ACTIVE

BGF Next Generation Technology Fund

Class A4 Euro

BlackRock Global Funds

BlackRock

October 2026

Unless otherwise stated, Performance, Portfolio Breakdowns and Net Asset information as at: 31-Oct-2026. All other data as at 12-Nov-2026.

This document is marketing material. For Investors in the UK. Investors should read the KIID/PRIIPs document and prospectus prior to investing, and should refer to the prospectus for the funds full list of risks.

FUND OVERVIEW

- The Fund aims to maximise the return on your investment through a combination of capital growth and income on the Fund's assets and invest in a manner consistent with the principles of environmental, social and governance ("ESG") investing.
- The Fund invests at least 70% of its total assets in the equity securities (e.g. shares) of companies globally whose predominant economic activity comprises the research, development, production and/or distribution of new and emerging technology.
- The Fund's total assets will be invested in accordance with its ESG Policy as disclosed in the prospectus. For further details regarding the ESG characteristics please refer to the prospectus and the BlackRock website at www.blackrock.com/baselinescreens.

RISK INDICATOR

Lower Risk
Potentially Lower Rewards

Higher Risk
Potentially Higher Rewards

1	2	3	4	5	**6**	7

CAPITAL AT RISK: The value of investments and the income from them can fall as well as rise and are not guaranteed. Investors may not get back the amount originally invested.

KEY RISKS:

- Investments in the technology securities are subject to absence or loss of intellectual property protections, rapid changes in technology, government regulation and competition.
- Investment risk is concentrated in specific sectors, countries, currencies or companies. This means the Fund is more sensitive to any localised economic, market, political, sustainability-related or regulatory events.
- The value of equities and equity-related securities can be affected by daily stock market movements. Other influential factors include political, economic news, company earnings and significant corporate events.
- The Fund seeks to exclude companies engaging in certain activities inconsistent with ESG criteria. Such ESG screening may reduce the potential investment universe and this may adversely affect the value of the Fund's investments compared to a fund without such screening.
- Counterparty Risk: The insolvency of any institutions providing services such as safekeeping of assets or acting as counterparty to derivatives or other instruments, may expose the Fund to financial loss.

KEY FACTS

Constraint 1 : MSCI ACWI SMID Growth/ Information Technology Index in EUR (Net)

Comparator 2 : MSCI All Country World Net TR Index (EUR)

Asset Class : Equity

Fund Launch Date : 04-Sept-2018

Share Class Launch Date : 20-Oct-2021

Share Class Currency : EUR

Net Assets of Fund (M) : 2,795.39 USD

Morningstar Category : Sector Equity Technology

SFDR Classification : Article 8

Domicile : Luxembourg

ISIN : LU2398791959

Use of Income : Distributing

Management Company : BlackRock (Luxembourg) S.A.

FEES AND CHARGES

Annual Management Fee : 1.50%

Ongoing Charge : 1.81%

Performance Fee : 0.00%

DEALING INFORMATION

Settlement : Trade Date + 3 days

Dealing Frequency : Daily, forward pricing basis

PORTFOLIO CHARACTERISTICS

Price to Book Ratio : 10.55x

Price to Earnings Ratio : 44.59x

3y Beta : -

Standard Deviation (3y) : 34.07%

Number of Holdings : 92

PORTFOLIO MANAGER(S)

Tony Kim
Reid Menge

Please refer to the Glossary for more details.

BGF Next Generation Technology Fund
Class A4 Euro
BlackRock Global Funds

BlackRock

CALENDAR YEAR PERFORMANCE

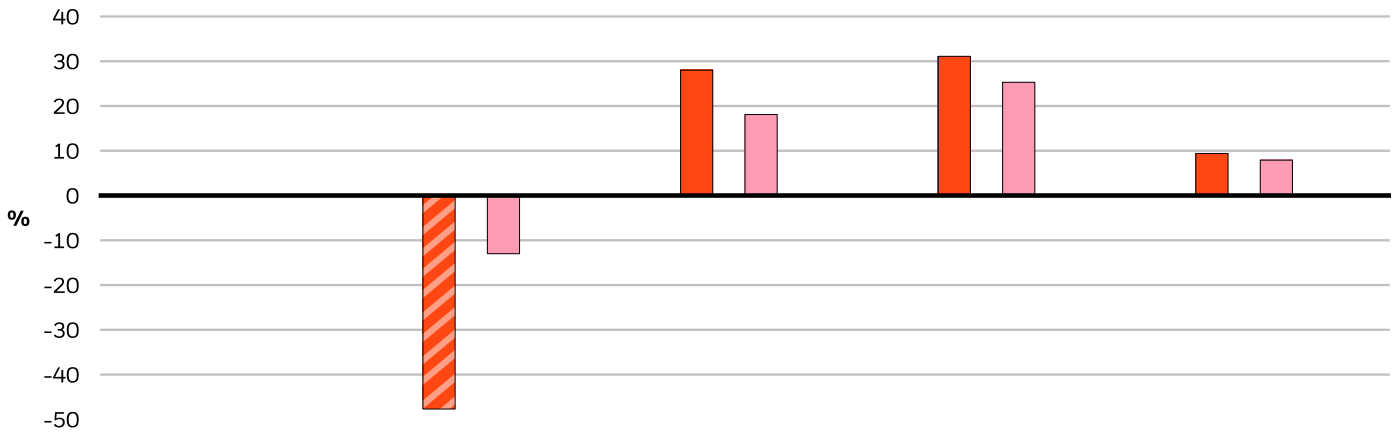

	2021	2022	2023	2024	2025
Share Class	-	-47.74	28.02	31.14	9.36
Constraint 1	-	-	-	-	-
Comparator 2	-	-13.01	18.06	25.33	7.86

▨ During this period performance was achieved under circumstances that no longer apply.
On 30/Aug/2022, the Fund changed its name and/or investment objective and policy.

GROWTH OF HYPOTHETICAL 10,000 EUR SINCE INCEPTION

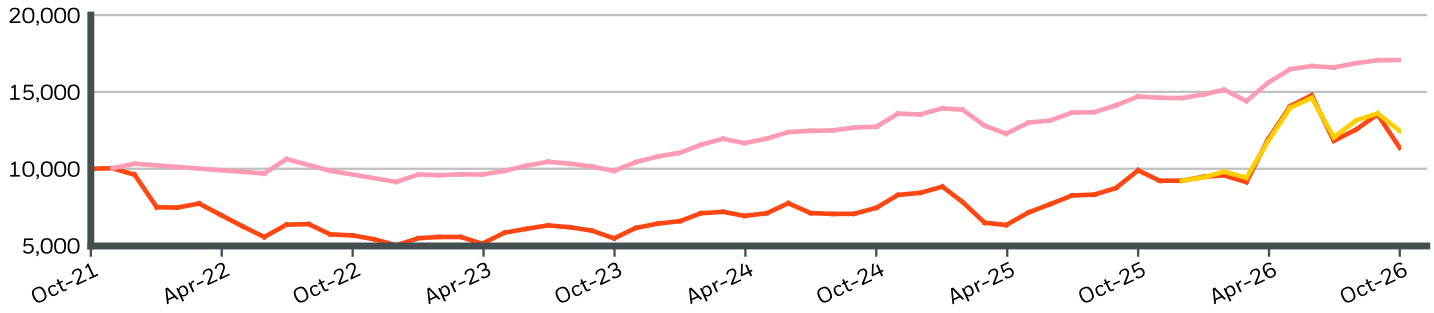

CUMULATIVE & ANNUALISED PERFORMANCE

	CUMULATIVE (%)					ANNUALISED (% p.a.)		
	1m	3m	6m	YTD	1y	3y	5y	Since Inception
Share Class	-16.06	-3.87	-4.52	23.20	14.80	27.60	2.59	2.83
Constraint 1	-8.42	3.42	5.83	35.11	-	-	-	-
Comparator 2	0.08	2.92	9.55	16.97	16.14	20.10	10.90	11.08

The figures shown relate to past performance. **Past performance is not a reliable indicator of future performance. Markets could develop very differently in the future. It can help you to assess how the fund has been managed in the past.** Performance is shown on a Net Asset Value (NAV) basis, with gross income reinvested where applicable. The return of your investment may increase or decrease as a result of currency fluctuations if your investment is made in a currency other than that used in the past performance calculation. Source: Blackrock

Share Class (EUR)	BGF Next Generation Technology Fund Class A4 Euro
Constraint 1 (EUR)	MSCI ACWI SMID Growth/Information Technology Index in EUR (Net)
Comparator 2 (EUR)	MSCI All Country World Net TR Index (EUR)

BGF Next Generation Technology Fund
Class A4 Euro
BlackRock Global Funds

BlackRock

Top 10 Holdings

LUMENTUM HOLDINGS	4.09%
NVIDIA	4.06%
MICRON TECHNOLOGY	3.58%
ASIA VITAL COMPONENTS	3.25%
SPACE EXPLORATION TECHNOLOGIES COR	3.03%
SNOWFLAKE	2.92%
IBIDEN LTD	2.73%
ADVANCED MICRO DEVICES	2.70%
ELITE MATERIAL	2.68%
GOLD CIRCUIT ELECTRONICS	2.28%
Total of Portfolio	**31.32%**

Holdings subject to change

SECTOR BREAKDOWN (%)

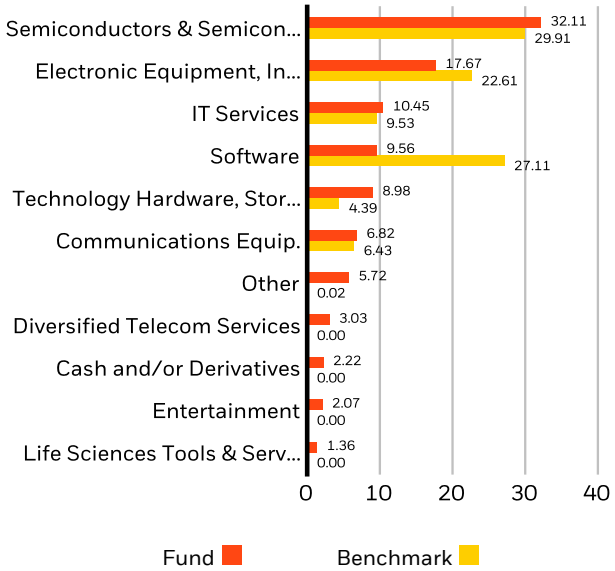

Negative weightings may result from specific circumstances (including timing differences between trade and settlement dates of securities purchased by the funds) and/or the use of certain financial instruments, including derivatives, which may be used to gain or reduce market exposure and/or risk management. Allocations are subject to change

GEOGRAPHIC BREAKDOWN (%)

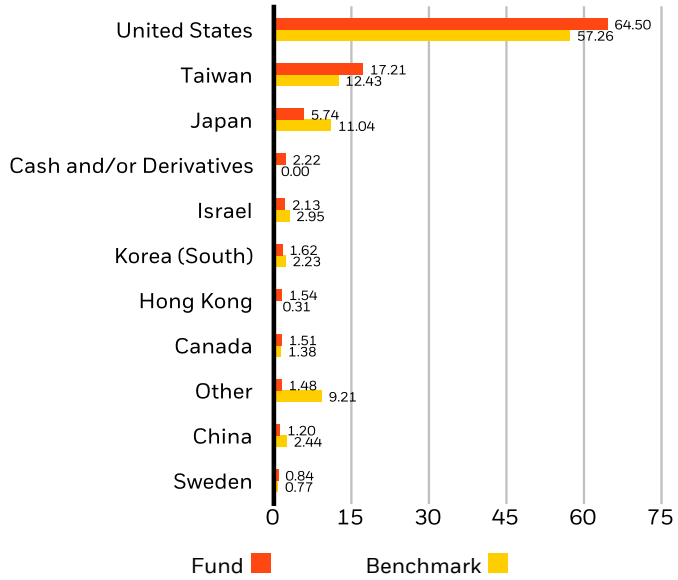

Allocations are subject to change. **Source:** BlackRock

MARKET CAPITALISATION (%)

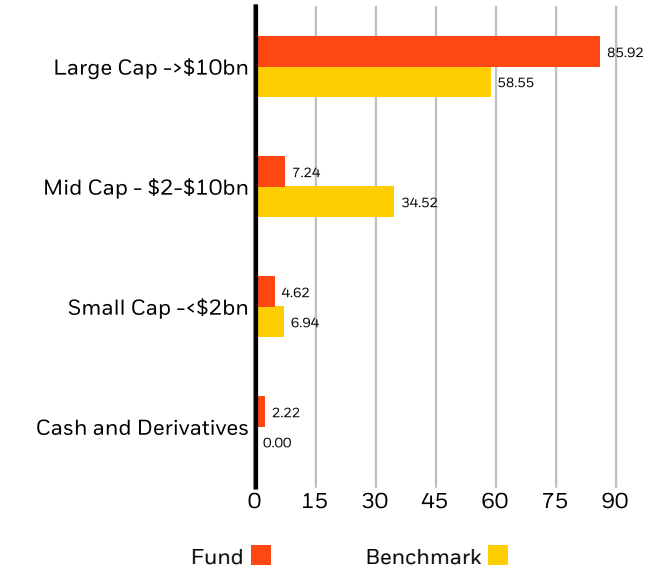

Allocations are subject to change. **Source:** BlackRock

BGF Next Generation Technology Fund
Class A4 Euro
BlackRock Global Funds

BlackRock

GLOSSARY

SFDR Classification: Article 8: Products that promote environmental or social characteristics and promote good governance practices. **Article 9:** Products that have sustainable investments as an objective and follow good governance practices. **Other:** Products that do not meet the criteria to be classified as Article 8 or 9.

Price to Earnings: A valuation ratio of a company's current share price compared to its per-share earnings in the current forecast year, calculated as current share price divided by current earnings per share.

Price to Book Ratio: represents the ratio of the current closing price of the share to the latest quarter's book value per share.

IMPORTANT INFORMATION:

In the European Economic Area (EEA): this is issued by BlackRock (Netherlands) B.V., authorised and regulated by the Netherlands Authority for the Financial Markets. Registered office Amstelplein 1, 1096 HA, Amsterdam, Tel: +352 46268 5111. Trade Register No. 17068311 For your protection telephone calls are usually recorded.

In the UK and Non-European Economic Area (EEA) countries: this is issued by BlackRock Investment Management (UK) Limited, authorised and regulated by the Financial Conduct Authority. Registered office: 12 Throgmorton Avenue, London, EC2N 2DL. Tel: +352 46268 5111. Registered in England and Wales No. 02020394. For your protection telephone calls are usually recorded. Please refer to the Financial Conduct Authority website for a list of authorised activities conducted by BlackRock.

This is Marketing Material. BlackRock Global Funds (BGF) is an open-ended investment company established and domiciled in Luxembourg which is available for sale in certain jurisdictions only. BGF is not available for sale in the U.S. or to U.S. persons. Product information concerning BGF should not be published in the U.S. BlackRock Investment Management (UK) Limited is the Principal Distributor of BGF and it and/or the Management Company may terminate marketing at any time. In the UK subscriptions in BGF are valid only if made on the basis of the current Prospectus, the most recent financial reports and the Key Investor Information Document, and in the EEA and Switzerland subscriptions in BGF are valid only if made on the basis of the current Prospectus (Available in English, French, German, Italian and Polish languages), the most recent financial reports and the Packaged Retail and Insurance-based Investment Products Key Information Document (PRIIPs KID), which are available in the jurisdictions and local language where they are registered, these can be found at www.blackrock.com on the relevant country site and product pages. Prospectuses, Key Investor Information Documents (UK only), PRIIPs KID and application forms may not be available to investors in certain jurisdictions where the Fund in question has not been authorised. Any investment decision should be made on the basis of the information outlined above and Investors should understand all characteristics of the funds objective before investing, if applicable this includes sustainable disclosures and sustainable related characteristics of the fund as found in the prospectus, which can be found www.blackrock.com on the relevant country site and product pages for where the fund is registered for sale. For information on investor rights and how to raise complaints please go to https://www.blackrock.com/corporate/compliance/investor-right available in in local language in registered jurisdictions.UCITS HAVE NO GUARANTEED RETURN AND PAST PERFORMANCE DOES NOT GUARANTEE THE FUTURE ONES

Any research in this document has been procured and may have been acted on by BlackRock for its own purpose. The results of such research are being made available only incidentally. The views expressed do not constitute investment or any other advice and are subject to change. They do not necessarily reflect the views of any company in the BlackRock Group or any part thereof and no assurances are made as to their accuracy.

This document is for information purposes only and does not constitute an offer or invitation to anyone to invest in any BlackRock funds and has not been prepared in connection with any such offer.

© 2026 BlackRock, Inc. All Rights reserved. BLACKROCK, BLACKROCK SOLUTIONS, and iSHARES are trademarks of BlackRock, Inc. or its affiliates All other trademarks are those of their respective owners