

# BGF MyMap Cautious Fund

## Class A2 Hedged China OffShore Renminbi

### BlackRock Global Funds

Performance, Portfolio Breakdowns and Net Asset information as at: 31-May-2026. All other data as at 11-Jun-2026.

This document is marketing material. For Investors in the Finland. Investors should read the KIID/PRIIPs document and prospectus prior to investing, and should refer to the prospectus for the funds full list of risks.

#### FUND OVERVIEW

- The Fund aims to provide a return on your investment, with a cautious level of risk, through a combination of capital growth and income on the Fund's assets.
- The Fund will seek to achieve its investment objective by obtaining indirect exposure to a broad range of asset classes, which may include equity and equity-related securities, fixed income and fixed income-related securities, alternative assets, cash and near-cash instruments through investment in shares or units of a concentrated portfolio of collective investment schemes (CIS) including but not limited to exchange traded funds and index funds managed by an affiliate of the BlackRock Group and where determined appropriate, the Fund may invest directly in derivatives and near-cash instruments.
- The Fund will vary its underlying asset exposure in different market conditions. Given the cautious risk profile of the Fund, under normal market conditions, the Fund will seek a lower exposure to equity securities, compared to a fund with a higher risk profile which would normally seek to have a lower exposure to fixed income securities. The fixed income exposure of the Fund will comprise mainly investment grade rated (but may also comprise non-investment grade or unrated) fixed and floating rate global government and corporate fixed income securities / bonds. The equity exposure will comprise mainly large and mid-capitalisation companies globally. It is not expected that the Fund's exposure to emerging markets will exceed 25% of its assets.

#### RISK INDICATOR

##### Lower Risk

Potentially Lower Rewards

##### Higher Risk

Potentially Higher Rewards



**CAPITAL AT RISK:** The value of investments and the income from them can fall as well as rise and are not guaranteed. Investors may not get back the amount originally invested.

#### KEY RISKS:

- Credit risk, changes to interest rates and/or issuer defaults will have a significant impact on the performance of fixed income securities. Potential or actual credit rating downgrades may increase the level of risk.
- The value of equities and equity-related securities can be affected by daily stock market movements, political factors, economic news, company earnings and significant corporate events.
- Counterparty Risk: The insolvency of any institutions providing services such as safekeeping of assets or acting as counterparty to derivatives or other instruments, may expose the Fund to financial loss.
- Credit Risk: The issuer of a financial asset held within the Fund may not pay income or repay capital to the Fund when due.
- Liquidity Risk: Lower liquidity means there are insufficient buyers or sellers to allow the Fund to sell or buy investments readily.

#### KEY FACTS

**Constraint<sup>†</sup>:** USD UCITS Conservative benchmark without FX hedging (USD)

**Asset Class :** Multi Asset

**Fund Launch Date :** 15-Dec-2021

**Share Class Launch Date :** 09-Mar-2022

**Fund Base Currency :** EUR

**Share Class Currency :** CNH

**Net Assets of Fund (M) :** 14.39 EUR

**Morningstar Category :** Other Allocation

**SFDR Classification :** Other

**Domicile :** Luxembourg

**ISIN :** LU2368537564

**Use of Income :** Accumulating

**Management Company :** BlackRock (Luxembourg) S.A.

#### FEES AND CHARGES

**Annual Management Fee :** 0.32%

**Ongoing Charge :** 0.47%

**Performance Fee :** 0.00%

#### DEALING INFORMATION

**Settlement :** Trade Date + 3 days

**Dealing Frequency :** Daily, forward pricing basis

#### PORTFOLIO MANAGER(S)

Rafael Iborra

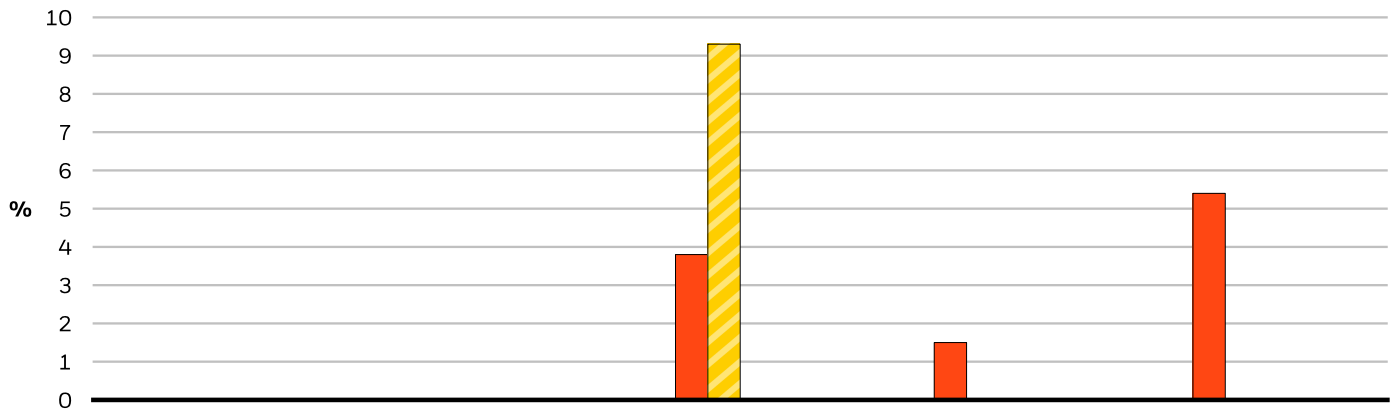
Claire Gallagher

Please refer to the Glossary for more details.

**BGF MyMap Cautious Fund**  
**Class A2 Hedged China OffShore Renminbi**  
**BlackRock Global Funds**



**CALENDAR YEAR PERFORMANCE**

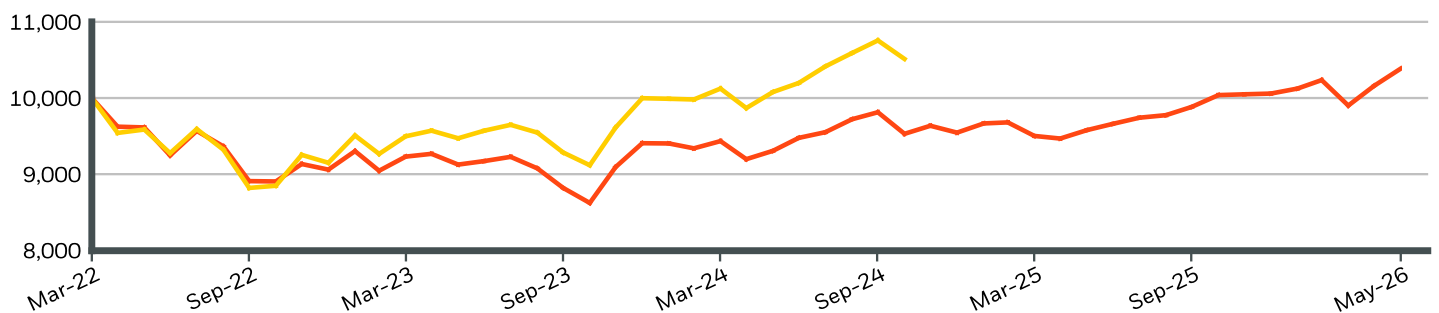


	2021	2022	2023	2024	2025
<b>Share Class</b>	-	-	3.83	1.48	5.37
<b>Constraint<sup>†1</sup></b>	-	-	9.27	-	-

During this period performance was achieved under circumstances that no longer apply.

"The USD UCITS Conservative benchmark without FX hedging was applied as a Constraint benchmark until 21st Nov 2024. The Fund's benchmark was removed with effect from 22nd Nov 2024"

**GROWTH OF HYPOTHETICAL 10,000 CNH SINCE INCEPTION**



**CUMULATIVE & ANNUALISED PERFORMANCE**

	CUMULATIVE (%)					ANNUALISED (% p.a.)		
	1m	3m	6m	YTD	1y	3y	5y	Since Inception
<b>Share Class</b>	2.23	1.48	3.36	3.26	8.44	4.41	-	1.19
<b>Constraint<sup>†1</sup></b>	-	-	-	-	-	-	-	-

The figures shown relate to past performance. Past performance is not a reliable indicator of current or future performance and should not be the sole factor of consideration when selecting a product or strategy. Share Class and Benchmark performance displayed in CNH, hedged share class benchmark performance is displayed in EUR. Performance is shown on a Net Asset Value (NAV) basis, with gross income reinvested where applicable. The return of your investment may increase or decrease as a result of currency fluctuations if your investment is made in a currency other than that used in the past performance calculation. **Source:** BlackRock

- Share Class BGF MyMap Cautious Fund Class A2 Hedged China OffShore Renminbi
- Constraint<sup>†1</sup> USD UCITS Conservative benchmark without FX hedging (USD)

# BGF MyMap Cautious Fund

## Class A2 Hedged China OffShore Renminbi

### BlackRock Global Funds



#### Top 10 Holdings

ISHARES CORE EUR GOVT BOND UCI EUR	14.67%
ISHARES MSCI USA UCITS ETF USD ACC	13.83%
ISH \$ TRES BND 7-10 ETF USD	10.82%
iShares EUR Cash UCITS ETF EDA	8.35%
ISHARES CORE EURO CORP BOND ETF	7.95%
ISHARES \$ CORP BOND UCITS ETF USD	5.20%
ISHS BROAD \$ HY CORP BOND USD D	4.59%
ISHARES JPM EM LCAL GVT BD ETF DST	4.14%
ISHARES \$ TIPS UCITS ETF	4.11%
ISHARES MSCI EMERGING MARKETS UCIT	4.03%
<b>Total of Portfolio</b>	<b>77.69%</b>

Holdings subject to change

#### PORTFOLIO CHARACTERISTICS

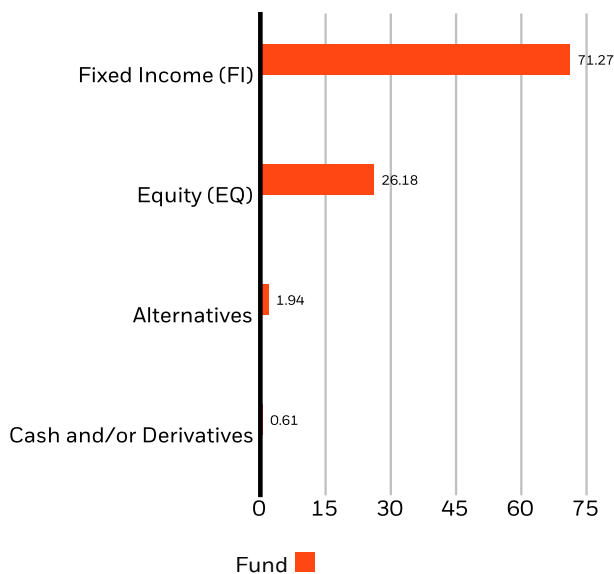
**Modified Duration** : 3.84 yrs  
**Price to Book Ratio** : 1.93x  
**Price to Earnings Ratio** : 16.78x  
**Weighted Average Market Capitalization (M)** : 77,885,232 EUR  
**Number of Holdings** : 20

#### REGIONAL EXPOSURE (%)



Allocations are subject to change. **Source:** BlackRock

#### ASSET TYPE BREAKDOWN (%)



Allocations are subject to change. **Source:** BlackRock

#### CREDIT RATINGS (%)

Exposure breakdowns data is unavailable at this time.

# BGF MyMap Cautious Fund

## Class A2 Hedged China OffShore Renminbi

### BlackRock Global Funds

**BlackRock**

#### GLOSSARY

**SFDR Classification: Article 8:** Products that promote environmental or social characteristics and promote good governance practices.

**Article 9:** Products that have sustainable investments as an objective and follow good governance practices. **Other:** Products that do not meet the criteria to be classified as Article 8 or 9.

**Modified Duration:** A measure of price sensitivity of a bond to changes in interest rates. The Modified Duration of the fund is calculated as the average of the underlying bonds' modified duration values, adjusted to take account of their relative weight (size) within the fund.

**Price to Earnings:** A valuation ratio of a company's current share price compared to its per-share earnings in the current forecast year, calculated as current share price divided by current earnings per share.

**Average Market Cap:** The average market capitalization of a fund's equity portfolio gives you a measure of the size of the companies in which the fund invests. Market capitalization is calculated by multiplying the number of a company's shares outstanding by its price per share.

**Price to Book Ratio:** represents the ratio of the current closing price of the share to the latest quarter's book value per share.

#### IMPORTANT INFORMATION:

**In the European Economic Area (EEA):** this is issued by BlackRock (Netherlands) B.V., authorised and regulated by the Netherlands Authority for the Financial Markets. Registered office Amstelplein 1, 1096 HA, Amsterdam, Tel: +352 46268 5111. Trade Register No. 17068311 For your protection telephone calls are usually recorded.

**In the UK and Non-European Economic Area (EEA) countries:** this is issued by BlackRock Investment Management (UK) Limited, authorised and regulated by the Financial Conduct Authority. Registered office: 12 Throgmorton Avenue, London, EC2N 2DL. Tel: +352 46268 5111. Registered in England and Wales No. 02020394. For your protection telephone calls are usually recorded. Please refer to the Financial Conduct Authority website for a list of authorised activities conducted by BlackRock.

This is Marketing Material. BlackRock Global Funds (BGF) is an open-ended investment company established and domiciled in Luxembourg which is available for sale in certain jurisdictions only. BGF is not available for sale in the U.S. or to U.S. persons. Product information concerning BGF should not be published in the U.S. BlackRock Investment Management (UK) Limited is the Principal Distributor of BGF and it and/or the Management Company may terminate marketing at any time. In the UK subscriptions in BGF are valid only if made on the basis of the current Prospectus, the most recent financial reports and the Key Investor Information Document, and in the EEA and Switzerland subscriptions in BGF are valid only if made on the basis of the current Prospectus (Available in English, French, German, Italian and Polish languages), the most recent financial reports and the Packaged Retail and Insurance-based Investment Products Key Information Document (PRIIPs KID), which are available in the jurisdictions and local language where they are registered, these can be found at [www.blackrock.com](http://www.blackrock.com) on the relevant country site and product pages. Prospectuses, Key Investor Information Documents (UK only), PRIIPs KID and application forms may not be available to investors in certain jurisdictions where the Fund in question has not been authorised. Any investment decision should be made on the basis of the information outlined above and Investors should understand all characteristics of the funds objective before investing, if applicable this includes sustainable disclosures and sustainable related characteristics of the fund as found in the prospectus, which can be found [www.blackrock.com](http://www.blackrock.com) on the relevant country site and product pages for where the fund is registered for sale. For information on investor rights and how to raise complaints please go to <https://www.blackrock.com/corporate/compliance/investor-right> available in in local language in registered jurisdictions. UCITS HAVE NO GUARANTEED RETURN AND PAST PERFORMANCE DOES NOT GUARANTEE THE FUTURE ONES

Any research in this document has been procured and may have been acted on by BlackRock for its own purpose. The results of such research are being made available only incidentally. The views expressed do not constitute investment or any other advice and are subject to change. They do not necessarily reflect the views of any company in the BlackRock Group or any part thereof and no assurances are made as to their accuracy.

This document is for information purposes only and does not constitute an offer or invitation to anyone to invest in any BlackRock funds and has not been prepared in connection with any such offer.

© 2026 BlackRock, Inc. All Rights reserved. BLACKROCK, BLACKROCK SOLUTIONS, and iSHARES are trademarks of BlackRock, Inc. or its affiliates All other trademarks are those of their respective owners