

BGF China Onshore Bond Fund

Class X2 China OffShore Renminbi

BlackRock Global Funds

Performance, Portfolio Breakdowns and Net Asset information as at: 31-May-2026. All other data as at 15-Jun-2026.

This document is marketing material. For Investors in the Denmark. Investors should read the KIID/PRIIPs document and prospectus prior to investing, and should refer to the prospectus for the funds full list of risks.

FUND OVERVIEW

- The Fund aims to maximise the return on your investment through a combination of capital growth and income on the Fund's assets.
- The Fund invests globally at least 70% of its total assets in fixed income (FI) securities denominated in Renminbi issued by entities exercising the predominant part of their economic activity in the PRC (through recognised mechanisms including (but not limited to) the Chinese Interbank Bond Market, the exchange bond market, quota system and/or through onshore or offshore issuances and/or any future developed channels) in a manner consistent with the principles of environmental, social and governance ("ESG") focused investing. The 70% ratio above may include, on a temporary basis and for liquidity management purposes the holding of cash and near-cash instruments.
- The Fund will take into account environment, social and governance criteria when selecting investments as disclosed in the prospectus. The Investment Adviser (IA) will apply the BlackRock EMEA Baseline Screens whereby the IA will seek to limit and/or exclude direct investment (as applicable) in issuers which, in the opinion of the IA, have exposure to, or ties with, certain sectors. For further details please refer to the prospectus and the BlackRock website at www.blackrock.com/baselinescreens.

RISK INDICATOR

Lower Risk

Potentially Lower Rewards

Higher Risk

Potentially Higher Rewards



CAPITAL AT RISK: The value of investments and the income from them can fall as well as rise and are not guaranteed. Investors may not get back the amount originally invested.

KEY RISKS:

- Credit risk, changes to interest rates and/or issuer defaults will have a significant impact on the performance of fixed income securities. Potential or actual credit rating downgrades may increase the level of risk.
- Investment risk is concentrated in specific sectors, countries, currencies or companies. This means the Fund is more sensitive to any localised economic, market, political, sustainability-related or regulatory events.
- Currency Risk: The Fund invests in other currencies. Changes in exchange rates will therefore affect the value of the investment.
- Derivatives may be highly sensitive to changes in the value of the asset on which they are based and can increase the size of losses and gains, resulting in greater fluctuations in the value of the Fund. The impact to the Fund can be greater where derivatives are used in an extensive or complex way.
- Fixed income securities issued or guaranteed by government entities in emerging markets generally experience higher 'Credit Risk' than developed economies.
- The Fund seeks to exclude companies engaging in certain activities inconsistent with ESG criteria. Such ESG screening may reduce the potential investment universe and this may adversely affect the value of the Fund's investments compared to a fund without such screening.
- Counterparty Risk: The insolvency of any institutions providing services such as safekeeping of assets or acting as counterparty to derivatives or other instruments, may expose the Fund to financial loss.
- Credit Risk: The issuer of a financial asset held within the Fund may not pay income or repay capital to the Fund when due.
- Liquidity Risk: Lower liquidity means there are insufficient buyers or sellers to allow the Fund to sell or buy investments readily.

KEY FACTS

Comparator[†]: 1Y China Household Savings Deposits Rate Index

Asset Class : Fixed Income

Fund Launch Date : 06-Sep-2022

Share Class Launch Date : 06-Sep-2022

Share Class Currency : CNH

Net Assets of Fund (M) : 302.51 CNH

Morningstar Category : RMB Bond - Onshore

SFDR Classification : Article 8

Domicile : Luxembourg

ISIN : LU2374593775

Use of Income : Accumulating

Management Company : BlackRock (Luxembourg) S.A.

FEES AND CHARGES

Annual Management Fee : 0.00%

Ongoing Charge : 0.13%

Performance Fee : 0.00%

DEALING INFORMATION

Settlement : Trade Date + 3 days

Dealing Frequency : Daily, forward pricing basis

PORTFOLIO CHARACTERISTICS

Effective Duration : 1.48 yrs

Average Weighted Maturity : 1.96 yrs

3y Beta : 15.31

Standard Deviation (3y) : 1.16

Yield To Maturity : 1.77%

Number of Holdings : 78

PORTFOLIO MANAGER(S)

Yii Hui Wong

Suanjin Tan

Venn Saltirov

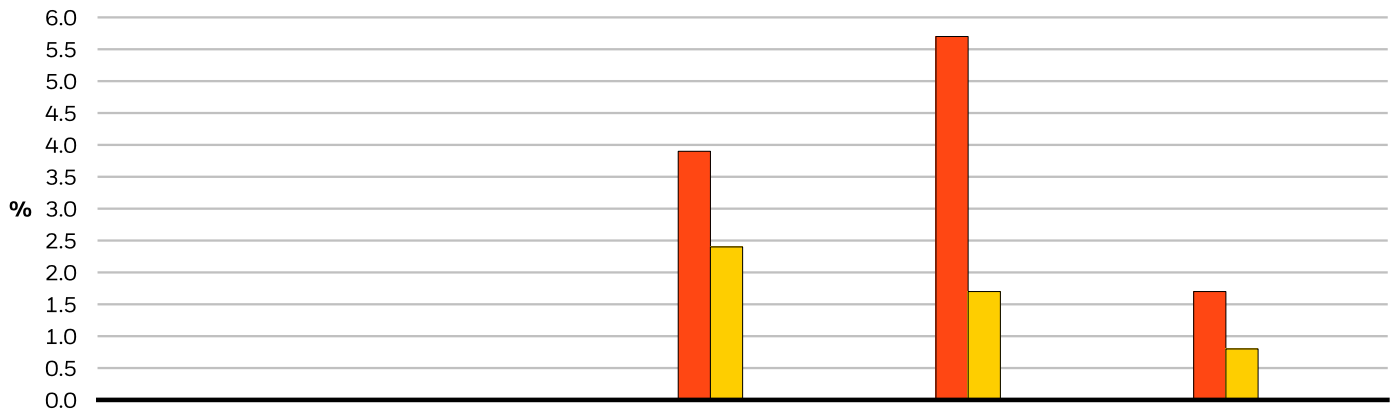
Yingbo Xu

Please refer to the Glossary for more details.

BGF China Onshore Bond Fund
Class X2 China OffShore Renminbi
BlackRock Global Funds

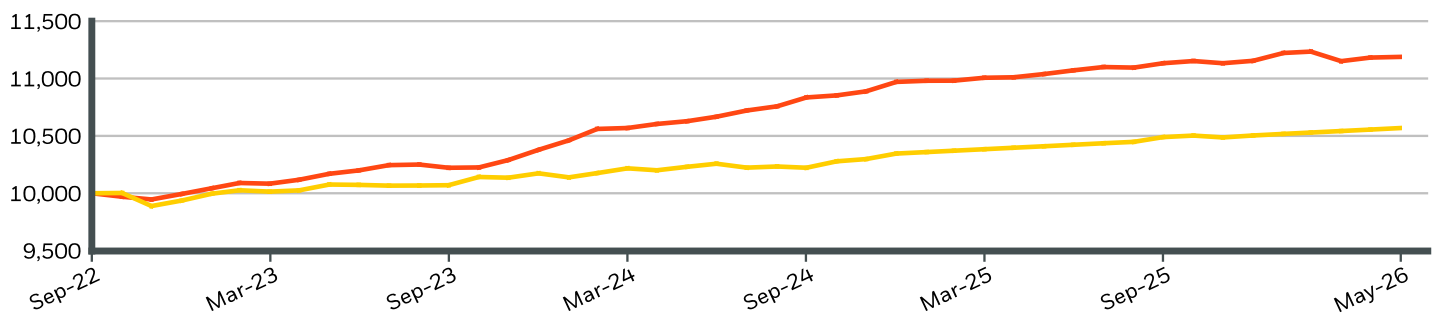


CALENDAR YEAR PERFORMANCE



	2021	2022	2023	2024	2025
Share Class	-	-	3.85	5.70	1.68
Comparator^{†1}	-	-	2.39	1.69	0.80

GROWTH OF HYPOTHETICAL 10,000 CNH SINCE INCEPTION



CUMULATIVE & ANNUALISED PERFORMANCE

	CUMULATIVE (%)					ANNUALISED (% p.a.)		
	1m	3m	6m	YTD	1y	3y	5y	Since Inception
Share Class	0.05	-0.41	0.50	0.31	1.36	3.23	-	2.92
Comparator^{†1}	0.13	0.37	0.75	0.62	1.50	1.50	-	1.50

The figures shown relate to past performance. Past performance is not a reliable indicator of current or future performance and should not be the sole factor of consideration when selecting a product or strategy. Share Class and Benchmark performance displayed in CNH, hedged share class benchmark performance is displayed in CNH. Performance is shown on a Net Asset Value (NAV) basis, with gross income reinvested where applicable. The return of your investment may increase or decrease as a result of currency fluctuations if your investment is made in a currency other than that used in the past performance calculation. **Source:** BlackRock

- Share Class BGF China Onshore Bond Fund Class X2 China OffShore Renminbi
- Comparator^{†1} 1Y China Household Savings Deposits Rate Index

BGF China Onshore Bond Fund
Class X2 China OffShore Renminbi
BlackRock Global Funds



Top 10 Holdings

BANK OF NINGBO CO LTD 3.87 06/07/2031	5.99%
FUZHOU METRO GROUP CO LTD MTN 2.34 08/29/2029	5.99%
THREE GORGES CAPITAL HOLDINGS CO L 2.22 06/13/2027	5.94%
GUANGZHOU COMMUNICATION INVESTMENT MTN 2.73 07/11/2026	5.92%
SUYIN FINANCIAL LEASING CO LTD 1.97 08/05/2027	5.89%
CONTEMPORARY AMPEREX TECHNOLOGY CO MTN 2.9 12/14/2027	5.87%
JIANGSU FINANCIAL LEASING CO LTD 2.76 01/18/2027	5.87%
BANK OF JIANGSU CO LTD 2.38 03/15/2027	5.85%
BANK OF CHINA LTD RegS 1.78 12/17/2028	5.84%
INDUSTRIAL AND COMMERCIAL BANK OF RegS 1.76 12/19/2028	5.83%
Total of Portfolio	58.99%

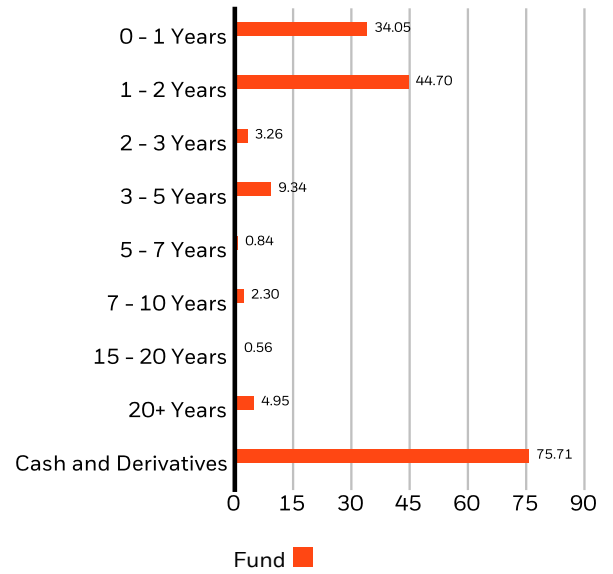
Holdings subject to change

SECTOR BREAKDOWN (%)



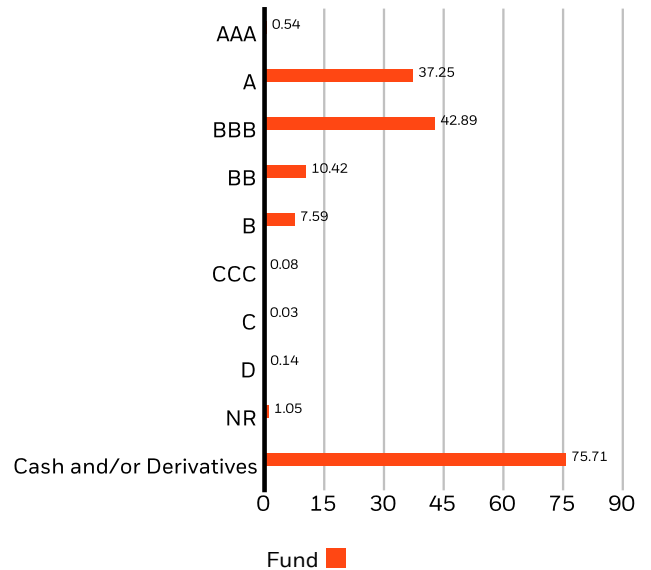
Negative weightings may result from specific circumstances (including timing differences between trade and settlement dates of securities purchased by the funds) and/or the use of certain financial instruments, including derivatives, which may be used to gain or reduce market exposure and/or risk management. Allocations are subject to change

MATURITY BREAKDOWN (%)



Allocations are subject to change. Source: BlackRock

CREDIT RATINGS (%)



Allocations are subject to change. Source: BlackRock

BGF China Onshore Bond Fund

Class X2 China OffShore Renminbi

BlackRock Global Funds

BlackRock

GLOSSARY

SFDR Classification: Article 8: Products that promote environmental or social characteristics and promote good governance practices.

Article 9: Products that have sustainable investments as an objective and follow good governance practices. **Other:** Products that do not meet the criteria to be classified as Article 8 or 9.

Yield to Maturity: Yield to Maturity (YTM) is the discount rate that equates the present value of bond's cash flows with its market price (including accrued interest). The fund YTM is the weighted average of fund's individual bond holding YTM's based upon Net Asset Value ('NAV'). The measure does not include fees and expenses. For callable bonds, YTM is the Yield-to-Worst.

Effective Duration: Effective duration is a measure of a fund's interest-rate sensitivity. Put simply, the longer a fund's duration, the more sensitive the fund is to shifts in interest rates. So a fund with a duration of 10 years is twice as volatile as a fund with a five-year duration.

IMPORTANT INFORMATION:

In the European Economic Area (EEA): this is issued by BlackRock (Netherlands) B.V., authorised and regulated by the Netherlands Authority for the Financial Markets. Registered office Amstelplein 1, 1096 HA, Amsterdam, Tel: +352 46268 5111. Trade Register No. 17068311 For your protection telephone calls are usually recorded.

In the UK and Non-European Economic Area (EEA) countries: this is issued by BlackRock Investment Management (UK) Limited, authorised and regulated by the Financial Conduct Authority. Registered office: 12 Throgmorton Avenue, London, EC2N 2DL. Tel: +352 46268 5111. Registered in England and Wales No. 02020394. For your protection telephone calls are usually recorded. Please refer to the Financial Conduct Authority website for a list of authorised activities conducted by BlackRock.

This is Marketing Material. BlackRock Global Funds (BGF) is an open-ended investment company established and domiciled in Luxembourg which is available for sale in certain jurisdictions only. BGF is not available for sale in the U.S. or to U.S. persons. Product information concerning BGF should not be published in the U.S. BlackRock Investment Management (UK) Limited is the Principal Distributor of BGF and it and/or the Management Company may terminate marketing at any time. In the UK subscriptions in BGF are valid only if made on the basis of the current Prospectus, the most recent financial reports and the Key Investor Information Document, and in the EEA and Switzerland subscriptions in BGF are valid only if made on the basis of the current Prospectus (Available in English, French, German, Italian and Polish languages), the most recent financial reports and the Packaged Retail and Insurance-based Investment Products Key Information Document (PRIIPs KID), which are available in the jurisdictions and local language where they are registered, these can be found at www.blackrock.com on the relevant country site and product pages. Prospectuses, Key Investor Information Documents (UK only), PRIIPs KID and application forms may not be available to investors in certain jurisdictions where the Fund in question has not been authorised. Any investment decision should be made on the basis of the information outlined above and Investors should understand all characteristics of the funds objective before investing, if applicable this includes sustainable disclosures and sustainable related characteristics of the fund as found in the prospectus, which can be found www.blackrock.com on the relevant country site and product pages for where the fund is registered for sale. For information on investor rights and how to raise complaints please go to <https://www.blackrock.com/corporate/compliance/investor-right> available in in local language in registered jurisdictions. UCITS HAVE NO GUARANTEED RETURN AND PAST PERFORMANCE DOES NOT GUARANTEE THE FUTURE ONES

Any research in this document has been procured and may have been acted on by BlackRock for its own purpose. The results of such research are being made available only incidentally. The views expressed do not constitute investment or any other advice and are subject to change. They do not necessarily reflect the views of any company in the BlackRock Group or any part thereof and no assurances are made as to their accuracy.

This document is for information purposes only and does not constitute an offer or invitation to anyone to invest in any BlackRock funds and has not been prepared in connection with any such offer.

© 2026 BlackRock, Inc. All Rights reserved. BLACKROCK, BLACKROCK SOLUTIONS, and iSHARES are trademarks of BlackRock, Inc. or its affiliates All other trademarks are those of their respective owners